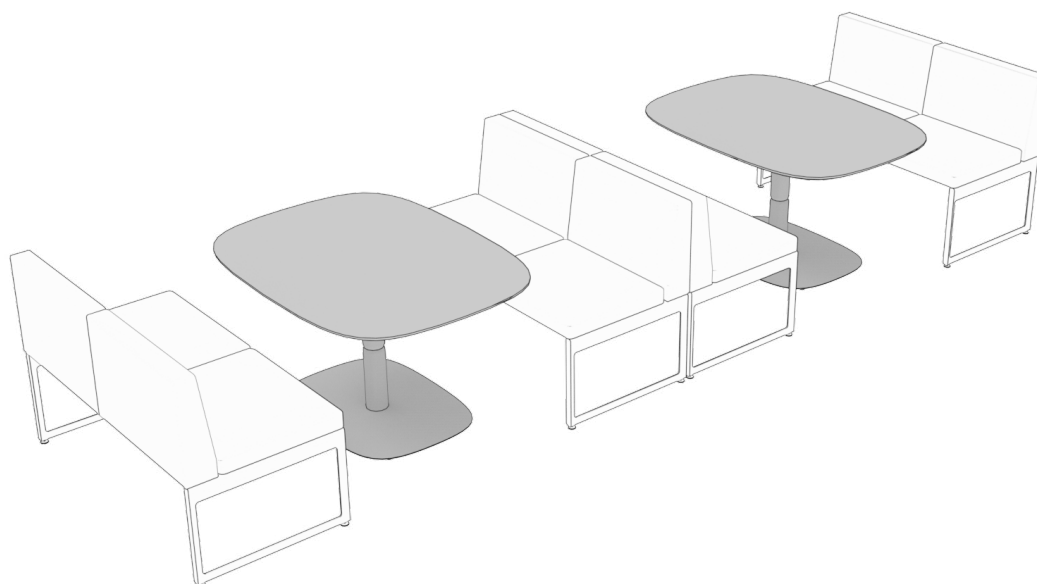


# minuta

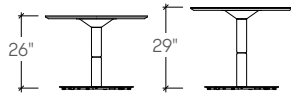
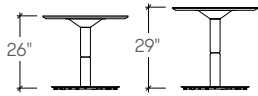
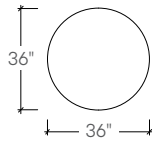
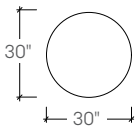
## features

Minuta, Italian for minute, are the ideal platform for casual collaboration with your co-workers and the temporary stops made during the day where you take a few minutes and move on. Designed for Studio TK by Jeff Miller, Minuta brings some style to your lounge, break room, café, meeting space, and the in-between spaces in the office where you take a break; perform some quick work; collaborate on a project; or just socially interact with your co-workers.

Minuta features a pedestal that is tapered at the center and allows the unique ability to custom finish in the upper and lower portions in a complementary or contrasting paint. Tops are available in four height options with a circular, square or rectangle shape and available in durable high-pressure laminate and refined wood veneer with knife edge, or a back painted glass surface that can coordinate with the pedestal finishes. Optional power adds functionality and cleanly routes power cords down the inside of the pedestal to exit at the base.

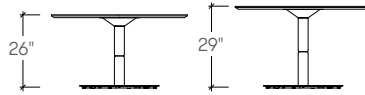
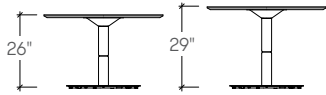
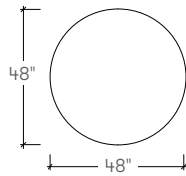
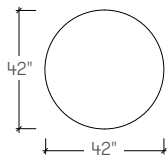


dimensions



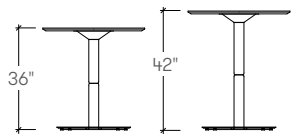
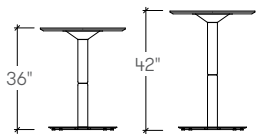
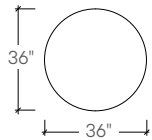
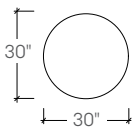
Minuta Round Work Table  
[STQRW30]

Minuta Round Work Table  
[STQRW36]



Minuta Round Work Table  
[STQRW42]

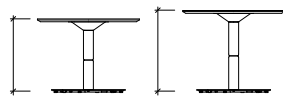
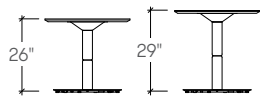
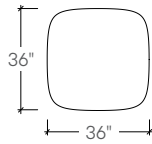
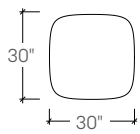
Minuta Round Work Table  
[STQRW48]



Minuta Round Cafe Table  
[STQRC30]

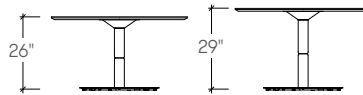
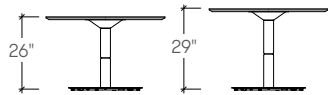
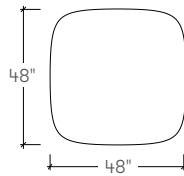
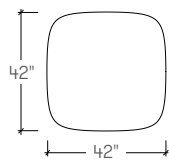
Minuta Round Cafe Table  
[STQRC36]

dimensions



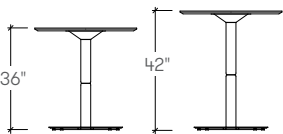
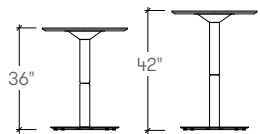
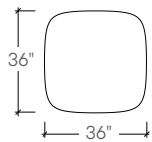
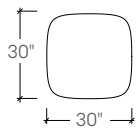
Minuta Square Work Table  
**[STQSW30]**

Minuta Square Work Table  
**[STQSW36]**



Minuta Square Work Table  
**[STQSW42]**

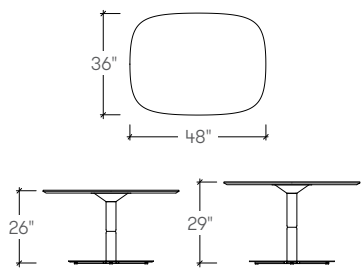
Minuta Square Work Table  
**[STQSW48]**



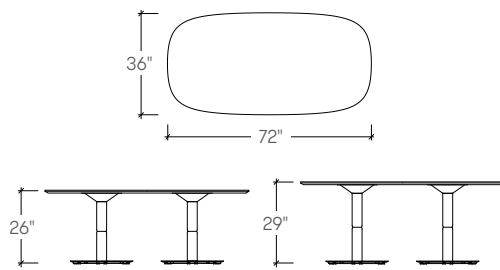
Minuta Square Cafe Table  
**[STQSC30]**

Minuta Square Cafe Table  
**[STQSC36]**

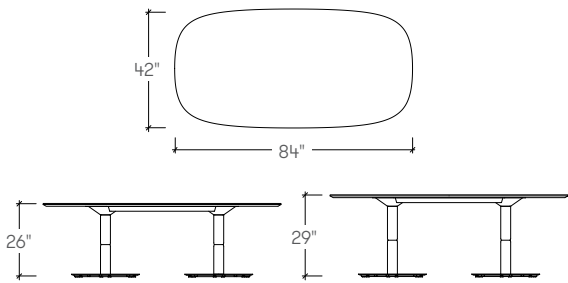
dimensions



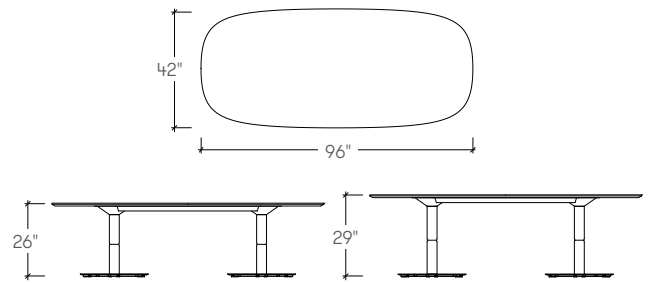
Minuta Rectangle Work Table  
(STQW3648)



Minuta Rectangle Work Table  
(STQW3672)



Minuta Rectangle Work Table  
(STQW4284)

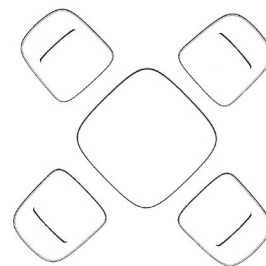
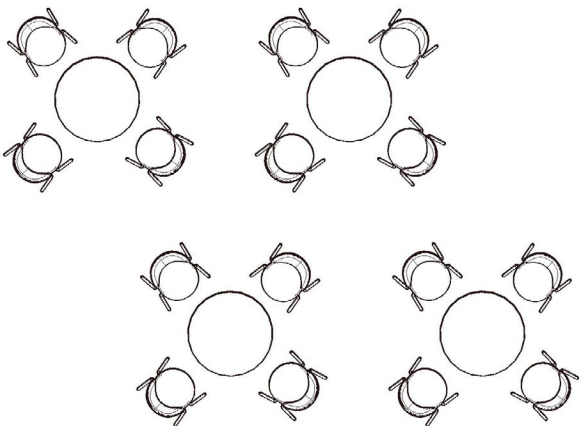
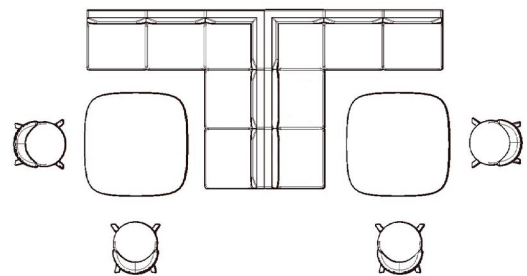

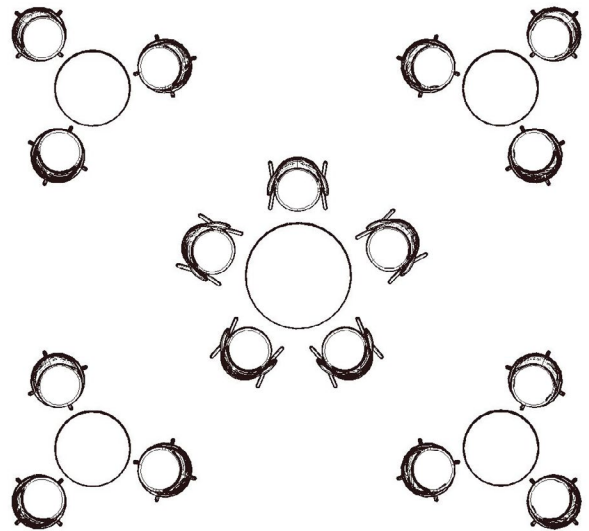
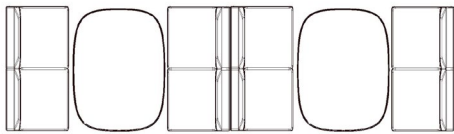


Minuta Rectangle Work Table  
(STQW4296)

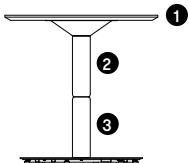
# minuta

## planning

Minuta is an ideal solution for casual collaboration and socialization in lounge, café, break-out and incubator spaces; meeting rooms; and the in-between areas. Tables are available in work and café heights and multiple sizes in a round, square or rectangular work surface.



## specifying minuta finishes



Minuta tables are available in multiple paint finishes on the base with high pressure laminate, wood veneer or back painted glass tops.

### STQSW

- ① **Surface Finish**  
Select surface finish
- ② **Upper Base Finish**  
Select upper base paint finish
- ③ **Lower Base Finish**  
Select lower base paint finish

## specification example

Minuta tables are available in a variety of heights and shapes with multiple paint options on the base and optional power. The following demonstrates the order that must be selected and will vary dependent on features.

Steps involved in specifying Minuta	Example:
Select the table style	<b>STQSW</b>
Select the top size	STQSW <b>36</b>
Select the top height	STQSW36 <b>29</b>
Select the power cut out	STQSW3629 <b>NN</b>
Select the surface finish	STQSW3629NN <b>W2</b>
Select the upper base finish	STQSW3629NNW <b>283</b>
Select the lower base finish	STQSW3629NNW283 <b>A8</b>

## STQRW minuta round work table

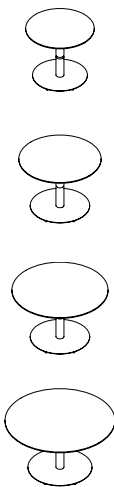
### Product Options

Top Size	Height	Power Cut Out	Surface Finish	Upper Base Finish	Lower Base Finish
<b>30</b> 30" dia / 76 cm	<b>26</b> 26" / 66 cm	<b>NN</b> No Cut Out	Foundation Laminate	Fundamental Paint	Fundamental Paint
<b>36</b> 36" dia / 91 cm	<b>29</b> 29" / 74 cm	<b>D1</b> Single Power Cut Out	Grade 2 Laminate	Fashion Paint	Fashion Paint
<b>42</b> 42" dia / 107 cm			Studio Veneer		
<b>48</b> 48" dia / 122 cm			Backpainted Glass		

**Note** For Single Power Cut Out (D1), add \$30 for Laminate and Veneer top surfaces and \$60 for Glass top surfaces  
 Power unit (STYM) sold separately  
 For Fundamental Paint Upper Base, add \$0  
 For Fundamental Paint Lower Base, add \$0  
 For Fashion Paint Upper Base, add \$25  
 For Fashion Paint Lower Base, add \$25

### Price

	Foundation Laminate	Grade 2 Laminate	Studio Veneer	Backpainted Glass
30" dia x 26" h / 76cm x 66cm, No Cut Out	1390	1465	1650	2100
30" dia x 29" h / 76cm x 74cm, No Cut Out	1390	1465	1650	2100
36" dia x 26" h / 91cm x 66cm, No Cut Out	1675	1825	2000	2500
36" dia x 29" h / 91cm x 74cm, No Cut Out	1675	1825	2000	2500
42" dia x 26" h / 107cm x 66cm, No Cut Out	1725	1885	2150	2800
42" dia x 29" h / 107cm x 74cm, No Cut Out	1725	1885	2150	2800
48" dia x 26" h / 122cm x 66cm, No Cut Out	1875	2035	2300	3100
48" dia x 29" h / 122cm x 74cm, No Cut Out	1875	2035	2300	3100



## STQRC minuta round café table

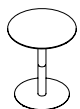
### Product Options

Top Size	Height	Power Cut Out	Surface Finish	Upper Base Finish	Lower Base Finish
30 30" dia / 76 cm	36 36" / 91 cm	NN No Cut Out	Foundation Laminate	Fundamental Paint	Fundamental Paint
36 36" dia / 91 cm	42 42" / 107 cm	D1 Single Power Cut Out	Grade 2 Laminate Studio Veneer Backpainted Glass	Fashion Paint	Fashion Paint

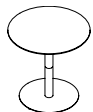
**Note** For Single Power Cut Out (D1), add \$30 for Laminate and Veneer top surfaces and \$60 for Glass top surfaces  
 Power unit (STYM) sold separately  
 For Fundamental Paint Upper Base, add \$0  
 For Fundamental Paint Lower Base, add \$0  
 For Fashion Paint Upper Base, add \$25  
 For Fashion Paint Lower Base, add \$25

### Price

Foundation Laminate	Grade 2 Laminate	Studio Veneer	Backpainted Glass
1480	1555	1750	2200
1480	1555	1750	2200
1780	1930	2200	2600
1780	1930	2200	2600



30" dia x 36" h / 76cm x 91cm, No Cut Out  
 30" dia x 42" h / 76cm x 107cm, No Cut Out  
 36" dia x 36" h / 91cm x 91cm, No Cut Out  
 36" dia x 42" h / 91cm x 107cm, No Cut Out



## STQSW minuta square work table

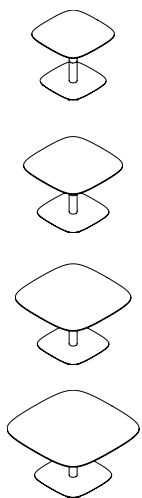
### Product Options

Top Size	Height	Power Cut Out	Surface Finish	Upper Base Finish	Lower Base Finish
<b>30</b> 30" square / 76 cm	<b>26</b> 26" / 66 cm	<b>NN</b> No Cut Out	Foundation Laminate	Fundamental Paint	Fundamental Paint
<b>36</b> 36" square / 91 cm	<b>29</b> 29" / 74 cm	<b>D1</b> Single Power Cut Out	Grade 2 Laminate	Fashion Paint	Fashion Paint
<b>42</b> 42" square / 107 cm			Studio Veneer		
<b>48</b> 48" square / 122 cm			Backpainted Glass		

**Note** For Single Power Cut Out (D1), add \$30 for Laminate and Veneer top surfaces and \$60 for Glass top surfaces  
 Power unit (STYM) sold separately  
 For Fundamental Paint Upper Base, add \$0  
 For Fundamental Paint Lower Base, add \$0  
 For Fashion Paint Upper Base, add \$25  
 For Fashion Paint Lower Base, add \$25

### Price

	Foundation Laminate	Grade 2 Laminate	Studio Veneer	Backpainted Glass
30" square x 26" h / 76cm x 66cm, No Cut Out	1390	1465	1650	2100
30" square x 29" h / 76cm x 74cm, No Cut Out	1390	1465	1650	2100
36" square x 26" h / 91cm x 66cm, No Cut Out	1675	1825	2000	2500
36" square x 29" h / 91cm x 74cm, No Cut Out	1675	1825	2000	2500
42" square x 26" h / 107cm x 66cm, No Cut Out	1725	1885	2150	2800
42" square x 29" h / 107cm x 74cm, No Cut Out	1725	1885	2150	2800
48" square x 26" h / 122cm x 66cm, No Cut Out	1875	2035	2300	3100
48" square x 29" h / 122cm x 74cm, No Cut Out	1875	2035	2300	3100



## STQSC minuta square café table

### Product Options

Top Size	Height	Power Cut Out	Surface Finish	Upper Base Finish	Lower Base Finish
<b>30</b> 30" square / 76 cm	<b>36</b> 36" / 91 cm	<b>NN</b> No Cut Out	Foundation Laminate	Fundamental Paint	Fundamental Paint
<b>36</b> 36" square / 91 cm	<b>42</b> 42" / 107 cm	<b>D1</b> Single Power Cut Out	Grade 2 Laminate Studio Veneer Backpainted Glass	Fashion Paint	Fashion Paint

**Note** For Single Power Cut Out (D1), add \$30 for Laminate and Veneer top surfaces and \$60 for Glass top surfaces  
 Power unit (STYM) sold separately  
 For Fundamental Paint Upper Base, add \$0  
 For Fundamental Paint Lower Base, add \$0  
 For Fashion Paint Upper Base, add \$25  
 For Fashion Paint Lower Base, add \$25

### Price

	Foundation Laminate	Grade 2 Laminate	Studio Veneer	Backpainted Glass
30" square x 36" h / 76cm x 91cm, No Cut Out	1480	1555	1750	2200
30" square x 42" h / 76cm x 107cm, No Cut Out	1480	1555	1750	2200
36" square x 36" h / 91cm x 91cm, No Cut Out	1780	1930	2200	2600
36" square x 42" h / 91cm x 107cm, No Cut Out	1780	1930	2200	2600



30" square x 36" h / 76cm x 91cm, No Cut Out  
 30" square x 42" h / 76cm x 107cm, No Cut Out  
 36" square x 36" h / 91cm x 91cm, No Cut Out  
 36" square x 42" h / 91cm x 107cm, No Cut Out

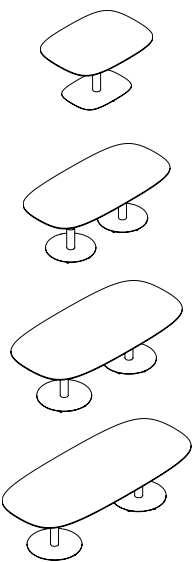


## STQTW minuta rectangular work table

### Product Options

Top Size	Height	Power Cut Out	Surface Finish	Upper Base Finish	Lower Base Finish
<b>3648</b> 48"w x 36"d / 122 x 91 cm	<b>26</b> 26" / 66 cm	<b>NN</b> No Cut Out	Foundation Laminate	Fundamental Paint Fashion Paint	Fundamental Paint Fashion Paint
<b>3672</b> 72"w x 36"d / 183 x 91 cm	<b>29</b> 29" / 74 cm	<b>D1</b> Single Power Cut Out	Grade 2 Laminate		
<b>4284</b> 84"w x 42"d / 213 x 107 cm		<b>D2</b> Two Power Cut Out	Studio Veneer Backpainted Glass		
<b>4296</b> 96"w x 42"d / 244 x 107 cm					

**Note** For Single Power Cut Out (D1), add \$30 for Laminate and Veneer top surfaces and \$60 for Glass top surfaces  
 For Double Power Cut Out (D2), add \$60 for Laminate and Veneer top surfaces and \$120 for Glass top surfaces  
 Power unit (STYM) sold separately  
 Power cut out is always centered over the support pedestal, tables with two pedestals have the option of one or two cut outs  
 Cut out option (D2) is available for 3672, 4284, and 4296 only  
 For Fundamental Paint Upper Base, add \$0  
 For Fundamental Paint Lower Base, add \$0  
 For Fashion Paint Upper Base, add \$25  
 For Fashion Paint Lower Base, add \$25



48" w x 36" d x 26" h / 122cm x 91cm x 66cm, No Cut Out  
 48" w x 36" d x 29" h / 122cm x 91cm x 74cm, No Cut Out  
 72" w x 36" d x 26" h / 183cm x 91cm x 66cm, No Cut Out  
 72" w x 36" d x 29" h / 183cm x 91cm x 74cm, No Cut Out  
 84" w x 42" d x 26" h / 213cm x 107cm x 66cm, No Cut Out  
 84" w x 42" d x 29" h / 213cm x 107cm x 74cm, No Cut Out  
 96" w x 42" d x 26" h / 244cm x 107cm x 66cm, No Cut Out  
 96" w x 42" d x 29" h / 244cm x 107cm x 74cm, No Cut Out

### Price

	Foundation Laminate	Grade 2 Laminate	Studio Veneer	Backpainted Glass
48" w x 36" d x 26" h / 122cm x 91cm x 66cm, No Cut Out	1875	2035	2275	3150
48" w x 36" d x 29" h / 122cm x 91cm x 74cm, No Cut Out	1875	2035	2275	3150
72" w x 36" d x 26" h / 183cm x 91cm x 66cm, No Cut Out	3125	3425	3650	4750
72" w x 36" d x 29" h / 183cm x 91cm x 74cm, No Cut Out	3125	3425	3650	4750
84" w x 42" d x 26" h / 213cm x 107cm x 66cm, No Cut Out	3250	3550	3850	n/a
84" w x 42" d x 29" h / 213cm x 107cm x 74cm, No Cut Out	3250	3550	3850	n/a
96" w x 42" d x 26" h / 244cm x 107cm x 66cm, No Cut Out	3325	3725	3990	n/a
96" w x 42" d x 29" h / 244cm x 107cm x 74cm, No Cut Out	3325	3725	3990	n/a