

kiosks & bookcases

reference guide

11.24.2025



tekunion

# update summary

Please be advised that information has been updated within the Kiosks & Bookcases Reference Guide. To highlight these updates, a summary has been created for your reference.

## revised

Price increase has been incorporated.

Please note, first orders for new products will be accepted on November 24, 2025. All software will also be updated by November 24, 2025. If you have any questions regarding the information enclosed, please contact your Teknion Customer Service Representative.

---



## table of contents

PRODUCT MAP . . . . .	5
KIOSK . . . . .	10
KIOSK ACCESSORIES . . . . .	38
BOOKCASE . . . . .	53
BOOKCASE ACCESSORIES . . . . .	59



# product map

The Kiosk offering includes thirteen unique Kiosk configurations with accompanying Add-On and Framed Add-On Boards and power and data accessories. Additionally, the Retrofittable Kits that enable the transition of the Kiosk between mobile and fixed setups.

## kiosks



Media Kiosk  
(HDWT / HDWTQ)



Media Chat Kiosk  
(HDWV / HDWVQ)



Gallery Kiosk  
(HDWD / HDWDQ)



Mudroom Kiosk  
(HDWS / HDWSQ)



Server Kiosk  
(HDWG / HDWGQ)



Storage Kiosk  
(HDWB / HDWBQ)



Counter Storage Kiosk  
(HDWC / HDWCQ)



Recycle Kiosk  
(HDWR / HDWRQ)




Counter Recycle Kiosk  
(HDWW / HDWWQ)



Locker Kiosk  
(HDWL / HDWLQ)




Open Planter Kiosk  
(HDWP / HDWPQ)




Open Felt Kiosk  
(HDWF / HDWFQ)



Open Shelves Kiosk  
(HDWO / HDWOQ)



Framed Fabric add on for  
Open Shelves Kiosk  
(HDAS)



Framed Add-On Boards  
(HDAF)



Add-On Boards  
(HDAB)



Retrofittable Kits  
(HDAK)



Wire Management Kits  
(HDRZ)

# product map

Open Bookcase collection fills the need for stylish, large-scale space division solutions, emphasizing simplicity, functionality, and complementary finish choices.

## bookcases



Open Bookcase  
(OBTS)



Open Console  
(OBTC)



Fabric Tile  
(OBFT)



Fabric Corner Divider  
(OBCE)



Book End  
(OBBE)



Planter  
(OBPB)



Metal T-Divider  
(OBTD)



Tethers  
(OBTT)



Lighting Kit  
(OBLK)




# finishes

Kiosks have a curated palette of Teknion finishes.


Bases and end trims are offered in four neutral finishes and when combined with metal and laminate finishes can create a neutral backdrop or a splash of color to a layout.




## WALL EDGE



## BASE



## FELT







# what are kiosks

A transformative shift is underway at the office.

The advent of hybrid work models now requires a workplace more agile and adaptable than ever and an environment more welcoming and inclusive, one that invites people to come together to work.

Kiosk is a collection of freestanding modules that define work hubs and distribute collaborative tools across the office. Suitable for training, meeting, work spaces or lounge areas, Kiosk stands at the intersection of furniture and architecture.



## **FLEXIBILITY**

- Modular and maneuverable
- Ability to make and unmake a space

## **100% PARTICIPATION**

- Analog and digital tools
- Promotes interaction between in person and virtual participants

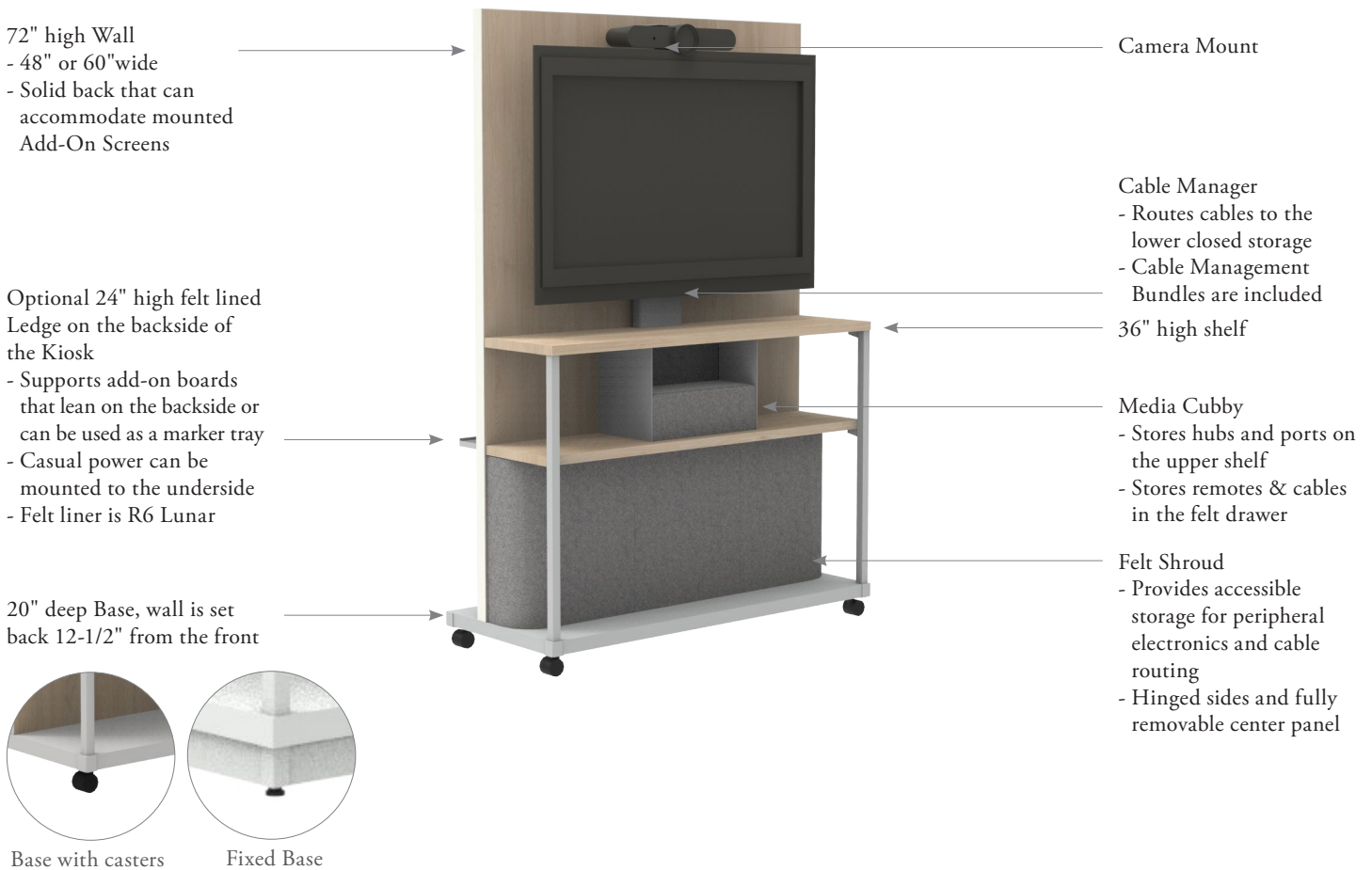
## **CHOICES**

- A curated finish palette to provide a neutral backdrop
- Simple options and add-ons

# kiosks

## media kiosk (HDWT) / fixed media kiosk (HDWTQ)

Media Kiosks support TVs and optional mounted cameras and provide storage for digital equipment. They are ideal in meeting and workshop spaces.



### PRODUCT OPTIONS

Height	Width	Configuration	Ledge on Back	Wall Finish	Wall Edge Trim Finish	Base Finish	Shelf Finish	Frame Finish	Felt Finish
72	48, 60	<b>T</b> TV Mount	<b>N</b> No Ledge <b>Y</b> With Ledge	Foundation Laminate <b>5D</b> Whiteboard Laminate	Edge Trim Colors	Foundation Laminate	Foundation Laminate Gr.2 Laminate	Foundation Mica Accent	Smooth Felt

### PRICING

Code	Dimensions	Price
HDWT / HDWTQ	72"h x 48"w	3340
HDWT / HDWTQ	72"h x 60"w	3692

If Whiteboard Laminate is specified, add 153

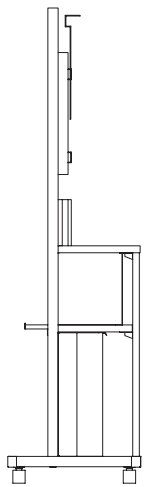
If Grade 2 Laminate Shelf is specified: for 48" wide, add 77  
for 60" wide, add 103

If Back Ledge option is specified: for 48" wide, add 64  
for 60" wide, add 77

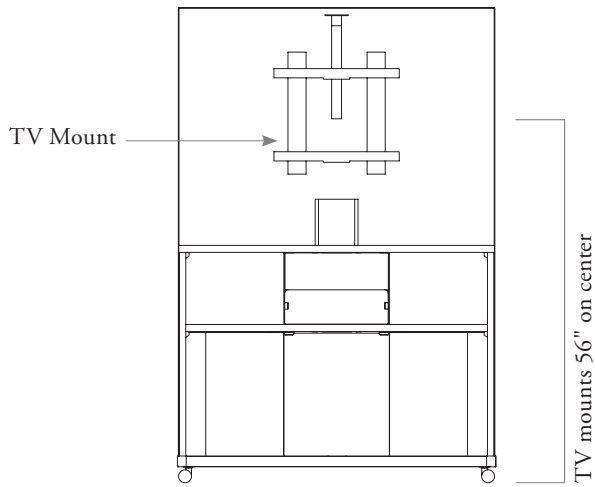
If Mica/Accent is specified, add 38

# kiosks

media kiosk (HDWT) / fixed media kiosk (HDWTQ) (continued)



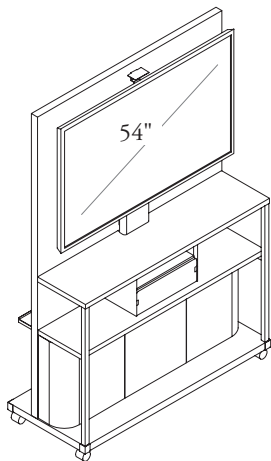
Side View



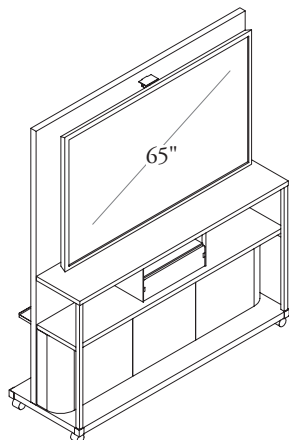
Front View

## MAXIMUM TV SIZE

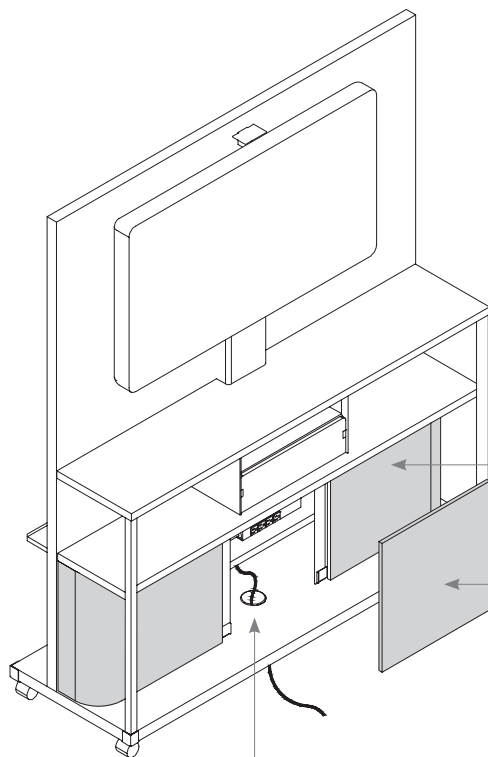
## POWER AND DATA



48" wide Kiosk can accommodate a 54" television



60" wide Kiosk can accommodate a 65" television



Felt doors on either side are hinged to allow full access to the storage area

A fully removable felt center panel allows access to cables and storage

Cables route from the TV, through the cable manager to a power bar inside of the storage area.  
- The power bar cord then routes to the floor through a grommet in the base



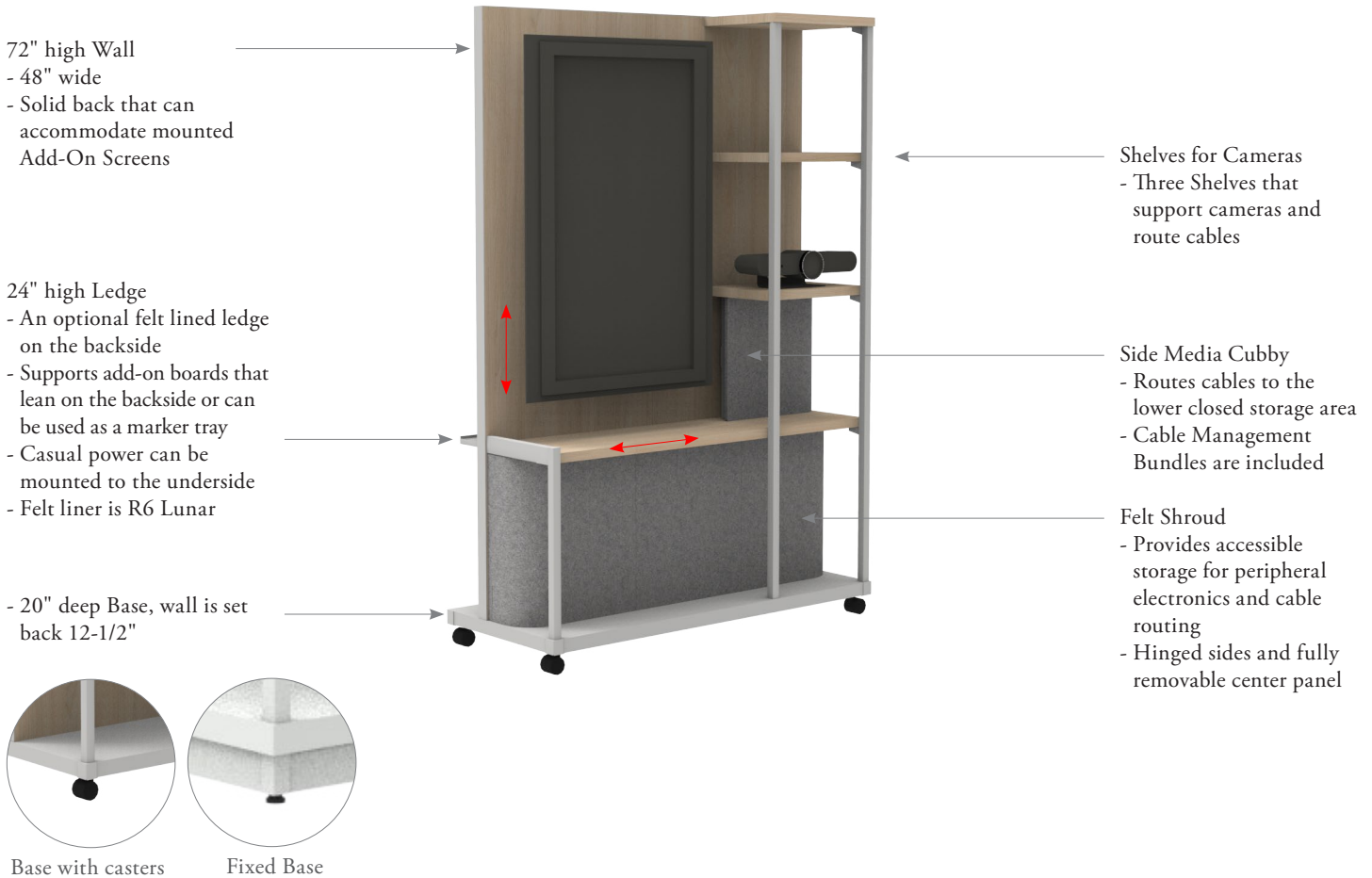
# kiosks

## media chat kiosk (HDWV) / fixed media chat kiosk (HDWVQ)

Media Chat Kiosks allow remote users to fully participate in gatherings.

Remote users are visible on the TV, and the Kiosk has cameras that move through the space allowing the users to view any activity in the space.

It includes storage for digital equipment.



### PRODUCT OPTIONS

Height	Width	Orientation	Ledge on Back	Wall Finish	Wall Edge Trim Finish	Base Finish	Shelf Finish	Frame Finish	Felt Finish
72	48	<b>L</b> Left <b>R</b> Right	<b>N</b> No Ledge <b>Y</b> With Ledge	Foundation Laminate <b>5D</b> Whiteboard Laminate	Edge Trim Colors	Foundation Laminate	Foundation Laminate Gr.2 Laminate	Foundation Mica Accent	Smooth Felt

### PRICING

Code	Dimensions	Price
HDWV / HDWQ	72"h x 48"w	3405

If Whiteboard Laminate is specified, add 153

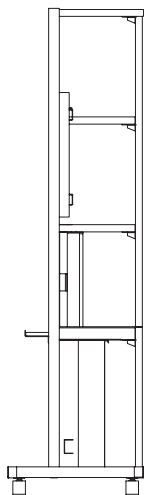
If Grade 2 Laminate Shelf is specified, add 153

If Back Ledge option is specified, add 64

If Mica/Accent is specified, add 38

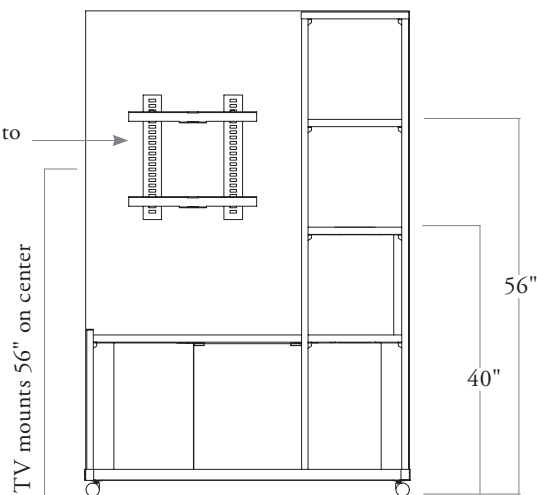
# kiosks

media chat kiosk (H0WUJ) / fixed media chat kiosk (H0WUQ) (continued)



Side View

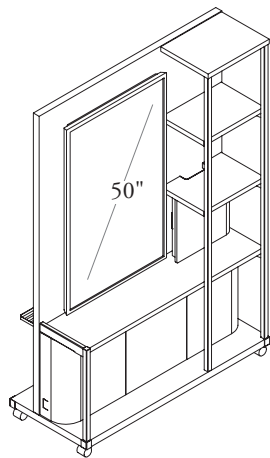
TV Mount allows the TV's to be mounted vertically



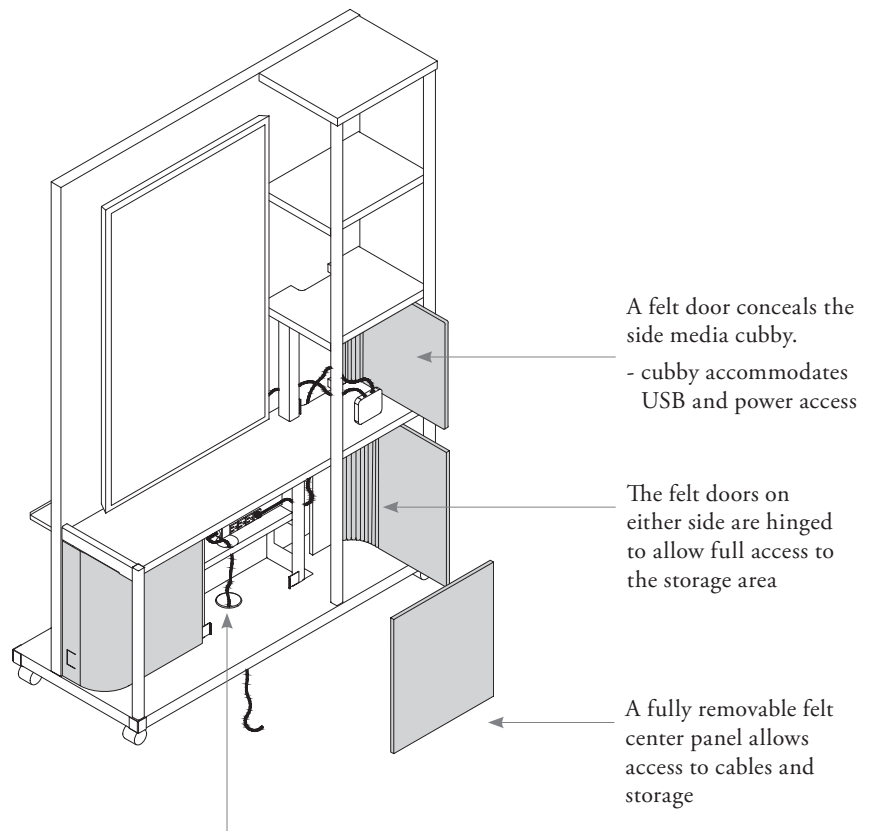
Front View

## MAXIMUM TV SIZE

## POWER AND DATA



The 48" wide Kiosk can accommodate a 50" television



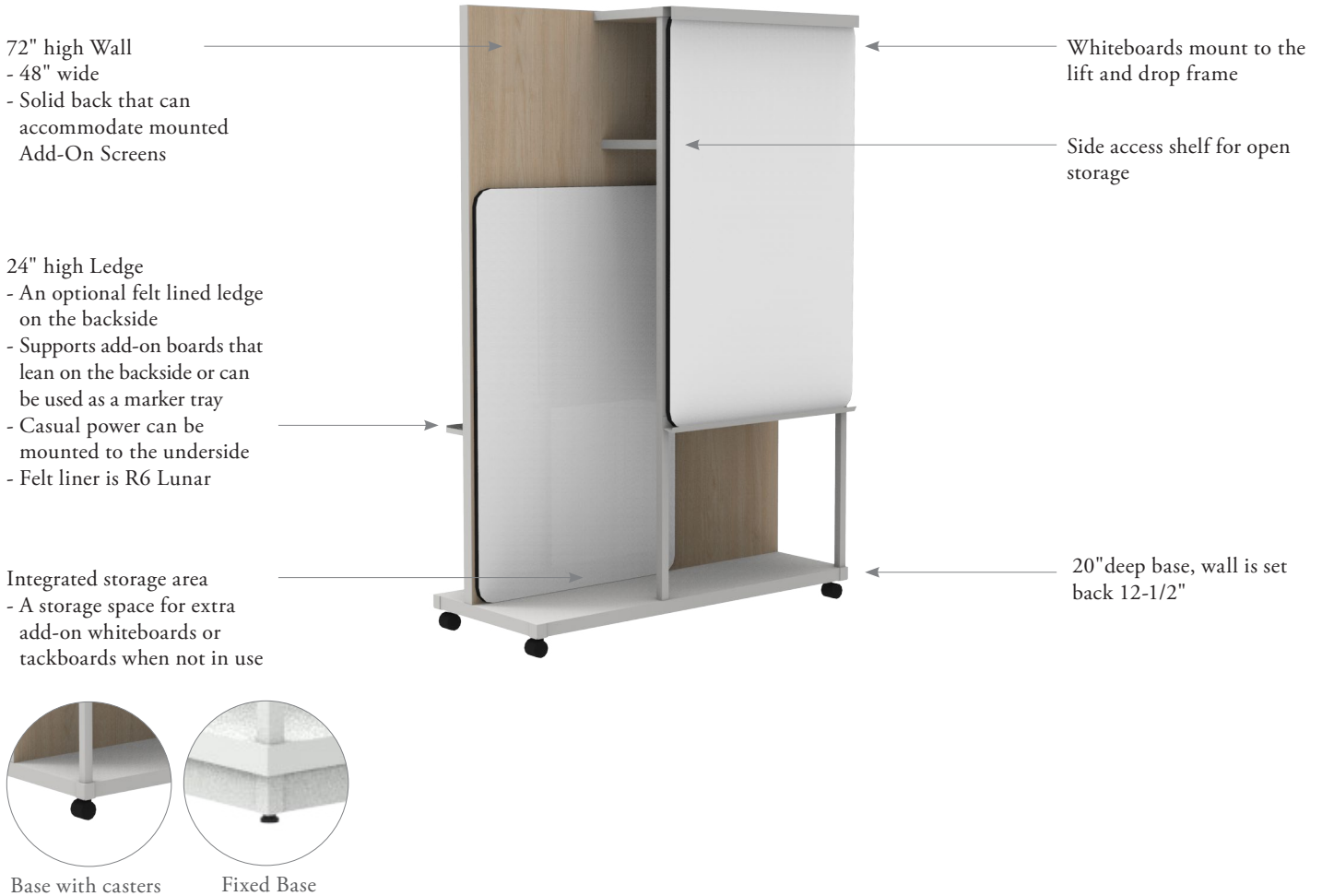
Cables route from the TV and Side Media Cubby, through the cable manager to a power bar inside of the storage area.  
- the power bar cord then routes to the floor through a grommet in the base

# kiosks

## gallery kiosk (H0WD) / fixed gallery kiosk (H0WDQ)

Gallery Kiosks include two whiteboards that lift and drop onto a frame to provide an analog meeting experience. When not in use the screens are stored in the open section of the Kiosk.

Tackable screens can be ordered separately.



### PRODUCT OPTIONS

Height	Width	Orientation	Ledge on Back	Wall Finish	Wall Edge Trim Finish	Base Finish	Shelf Finish	Frame Finish
72	48	L Left R Right	N No Ledge Y With Ledge	Foundation Laminate 5D Whiteboard Laminate	Edge Trim Colors	Foundation Laminate	Foundation Laminate Gr.2 Laminate	Foundation Mica Accent

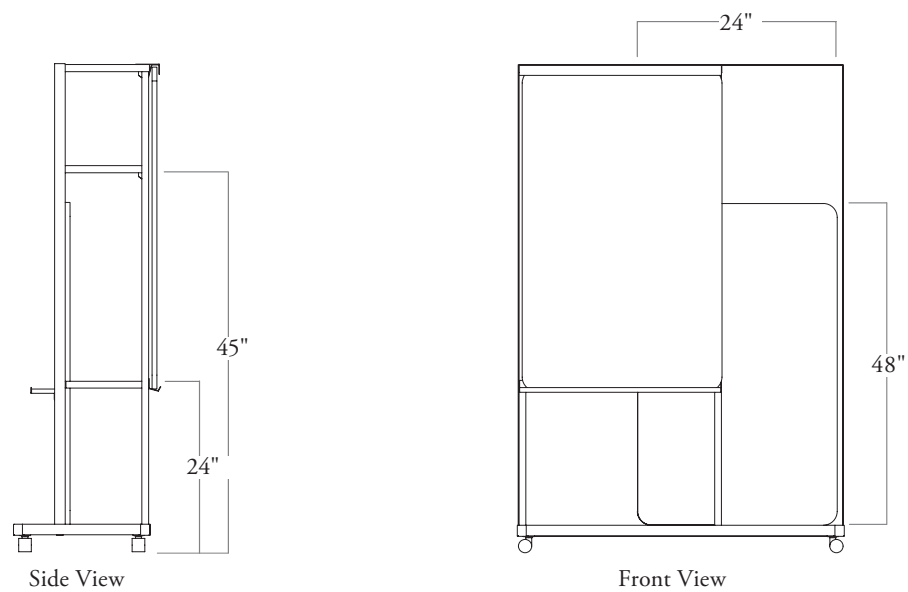
### PRICING

Code	Dimensions	Price
HDWD / HDWDQ	72"h x 48"w	3411

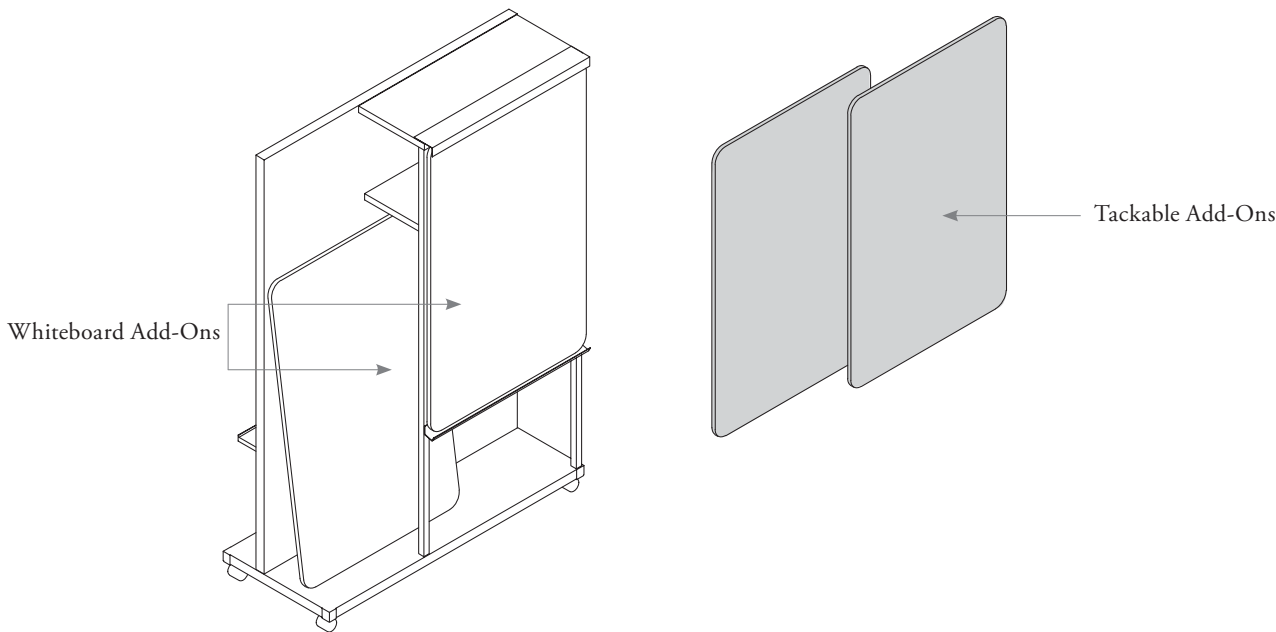
If Whiteboard Laminate is specified, add 153  
 If Grade 2 Laminate Shelf is specified, add 103  
 If Back Ledge option is specified, add 64  
 If Mica/Accent is specified, add 38

# kiosks

gallery kiosk (H0WD) / fixed gallery kiosk (H0W0Q) (continued)



The Gallery Kiosk can accommodate both whiteboard and tackable add-ons.  
Two whiteboard add-ons are included, and tackable add-ons are ordered separately.





# kiosks

## mudroom kiosk (HDWS) / fixed mudroom kiosk (HDWSQ)

Mudroom Kiosks provide coat and bag storage and additional storage shelves.  
They are ideal in social and collaborative area.

72" high Wall

- 48" wide
- Solid back that can accommodate mounted Add-On Screens

Hooks

- Three dual coat/bag hooks
- Hooks color will match with selected frame color

24" deep Ledge

- An optional felt lined ledge on the backside
- Supports add-on boards that lean on the backside or can be used as a marker tray
- Casual power can be mounted to the underside
- Felt liner is R6 Lunar

20" deep Base, wall is set back 12-1/2"




Felt Storage Front

Cubbies  
- Three cubby areas

Power and USB Option  
- Can accommodate optional USB ports, power bars and cable managers mounted to shelf bottoms



Base with casters



Fixed Base

### PRODUCT OPTIONS

Height	Width	Orientation	Ledge on Back	Wall Finish	Wall Edge Trim Finish	Base Finish	Shelf Finish	Frame Finish	Felt Finish
72	48	<b>L</b> Left <b>R</b> Right	<b>N</b> No Ledge <b>Y</b> With Ledge	Foundation Laminate <b>5D</b> Whiteboard Laminate	Edge Trim Colors	Foundation Laminate	Foundation Laminate Gr.2 Laminate	Foundation Mica Accent	Smooth Felt

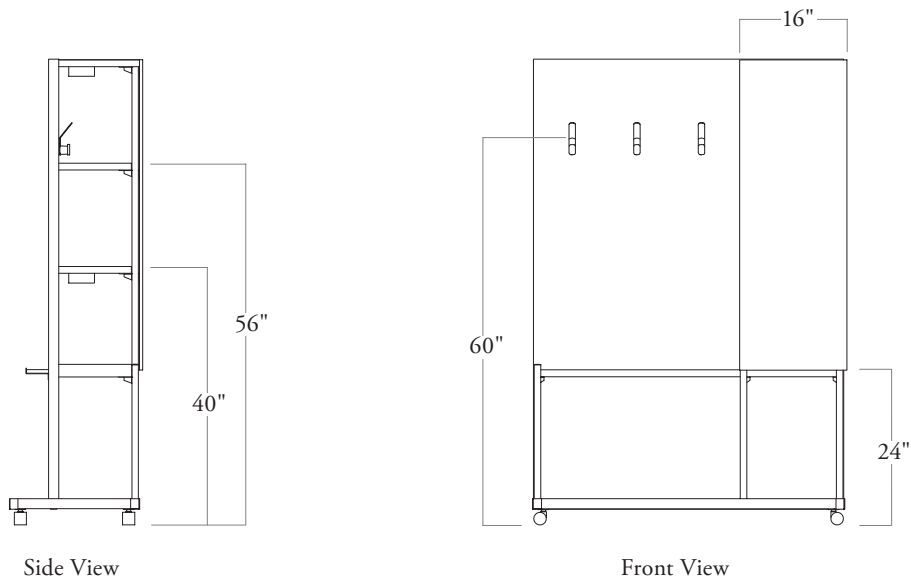
### PRICING

Code	Dimensions	Price
HDWS / HDWSQ	72"h x 48"w	3124

If Whiteboard Laminate is specified, add 153  
If Grade 2 Laminate Shelf is specified, add 153  
If Back Ledge option is specified, add 64  
If Mica/Accent is specified, add 38

# kiosks

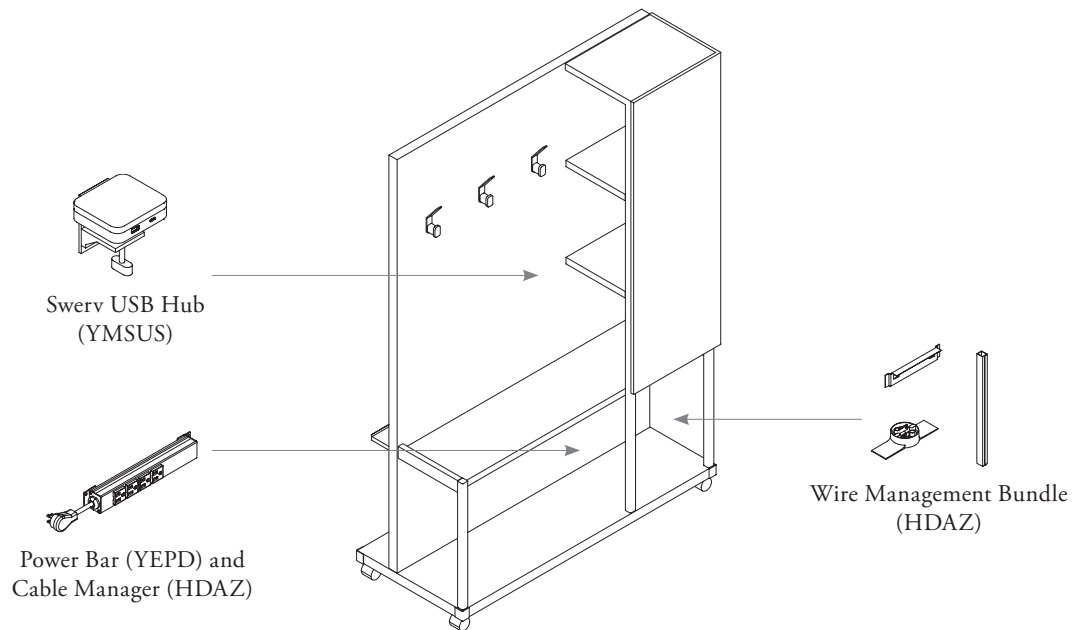
## mudroom kiosk (HDWS) / fixed mudroom kiosk (HDWSQ) (continued)



The Mudroom Kiosk can accommodate USB Ports and Power Bars that mount below shelves.

The Wire Management Bundle routes cables to the floor.

All components are ordered separately.



# kiosks

## servery kiosk (HDWG) / fixed servery kiosk (HDWGQ)

Servery Kiosks provide a shelf for refreshments, options for power and USB and a cubby for storing small items.

72" high Wall

- 48" wide

- Solid back that can accommodate mounted Add-On Screens on either side

Cubby with Felt Liner

- Stores small items in either the open or closed section  
- Available in all five Felt Colors

24" high Ledge

- An optional felt lined ledge on the backside  
- Supports add-on boards that lean on the backside or can be used as a marker tray  
- Casual power can be mounted to the underside  
- Felt liner is R6 Lunar



36" high shelf


Lower Shelf

- Includes power pass through for optional power  
- Can accommodate USB ports, or a power bar

20" deep base, wall is set back 12-1/2"



Base with casters



Fixed Base

### PRODUCT OPTIONS

Height	Width	Configuration	Ledge on Back	Wall Finish	Wall Edge Trim Finish	Base Finish	Shelf Finish	Frame Finish	Felt Finish
72	48	<b>O</b> Open	<b>N</b> No Ledge <b>Y</b> With Ledge	Foundation Laminate <b>5D</b> Whiteboard Laminate	Edge Trim Colors	Foundation Laminate	Foundation Laminate Gr.2 Laminate	Foundation Mica Accent	Smooth Felt

### PRICING

Code	Dimensions	Price
HDWG / HDWGQ	72"h x 48"w	2843

If Whiteboard Laminate is specified, add 153

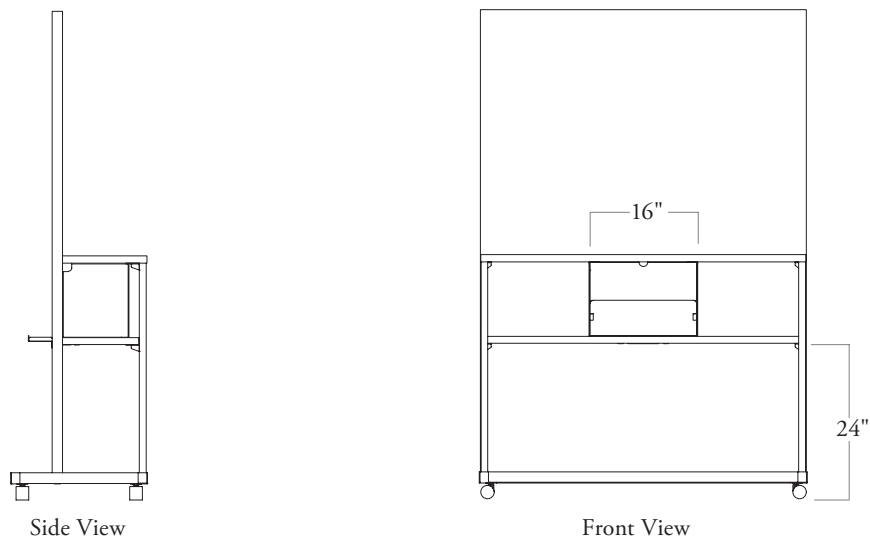
If Grade 2 Laminate Shelf is specified, add 128

If Back Ledge option is specified, add 64

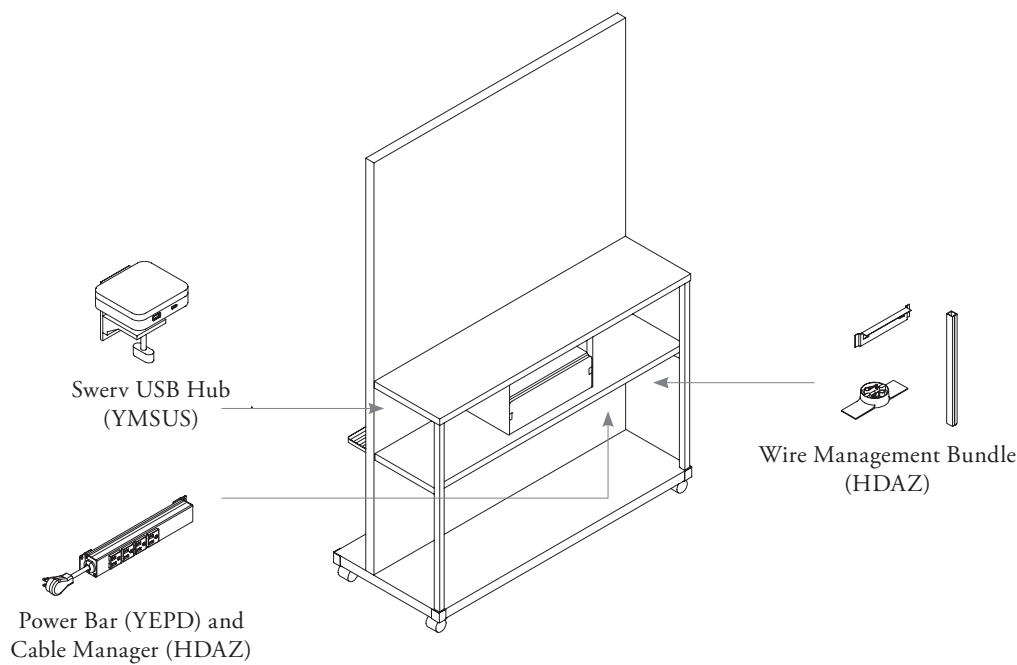
If Mica/Accent is specified, add 38

# kiosks

servery kiosk (H0WG) / fixed servery kiosk (H0W0Q) [continued]



The Servery Kiosk can accommodate USB Ports and Power Bars that mount below shelves.  
The Wire Management Bundle routes cables to the floor.  
All components are ordered separately.





# kiosks


## storage kiosk (HDWB) / fixed storage kiosk (HDWBQ)

Storage Kiosks provide open and closed storage and the ability to mount framed fascias for additional functionality.

72" high Wall  
- 48" wide  
- Solid back that can accommodate mounted Add-On Screens on either side

24" high Ledge  
- 48" wide  
- An optional felt lined ledge on the backside  
- Supports add-on boards that lean on the backside or can be used as a marker tray  
- Casual power can be mounted to the underside  
- Felt liner is R6 Lunar

20" d. Base, wall is set back 12-1/2"



Base with casters

Fixed Base



### PRODUCT OPTIONS

Height	Width	Configuration	Ledge on Back	Wall Finish	Wall Edge Trim Finish	Base Finish	Shelf Finish	Frame Finish	Case Finish
72	48	<b>C</b> Cubby	<b>N</b> No Ledge <b>Y</b> With Ledge	Foundation Laminate <b>5D</b> Whiteboard Laminate	Edge Trim Colors	Foundation Laminate	Foundation Laminate Gr.2 Laminate	Foundation Mica Accent	Source Laminate

### PRICING

Code	Wall, Foundation Laminate
HDWB / HDWBQ	3411

If Whiteboard Laminate is specified, add 153

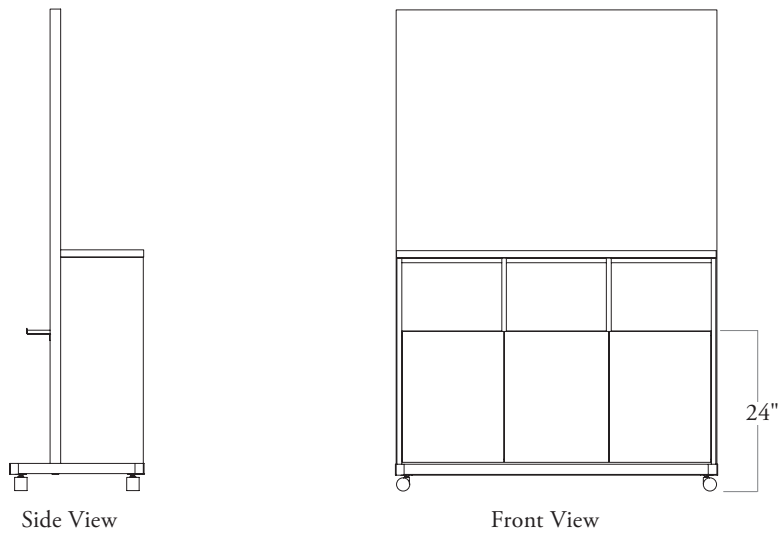
If Grade 2 Laminate Shelf is specified, add 77

If Back Ledge option is specified, add 64

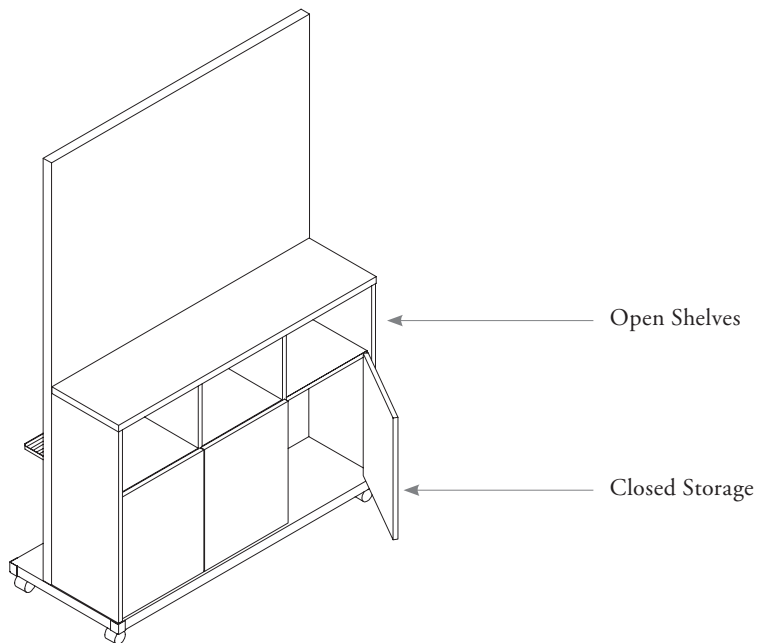
If Mica/Accent is specified, add 38

# kiosks

storage kiosk (H0WB) / fixed storage kiosk (H0WBQ) (continued)



The Storage Kiosk provides both closed and open storage.



# kiosks

## counter storage kiosk (HDWC) / fixed counter storage kiosk (HDWCQ)

Counter Storage Kiosk can be utilized as a space-saving and versatile storage solution, providing easy access to office supplies and serving as a convenient workspace for various tasks.



### PRODUCT OPTIONS

Height	Width	Upper Configuration	Outer Case & Shelves Finish	Base Finish	Felt Accent	Frame Finish	Cabinet Finish
36	48	<b>A</b> Open <b>B</b> Cubby and Drawer	Foundation Laminate Gr.2 Laminate	Foundation Laminate	Smooth Felt	Foundation Mica Accent	Source Laminate

### PRICING

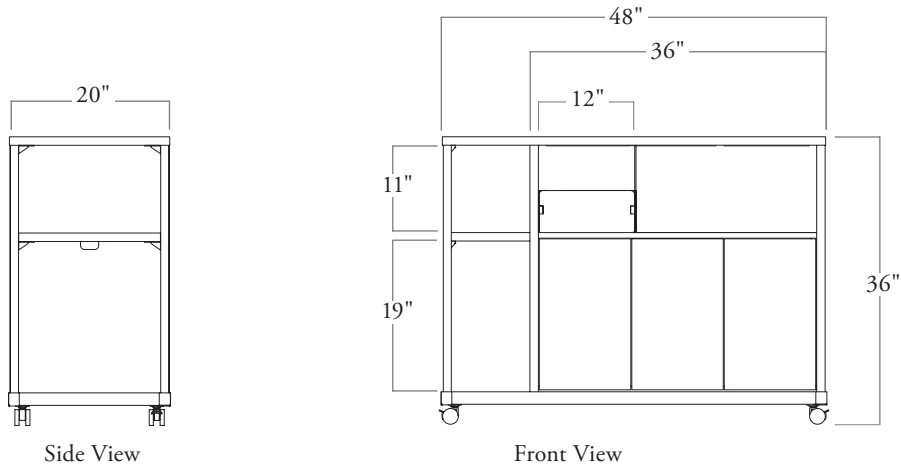
Code	Open	Cubby and Drawer
HDWC / HDWCQ	3178	3241

If Outer Case & Shelves, Grade 2 Laminate is specified, add 545

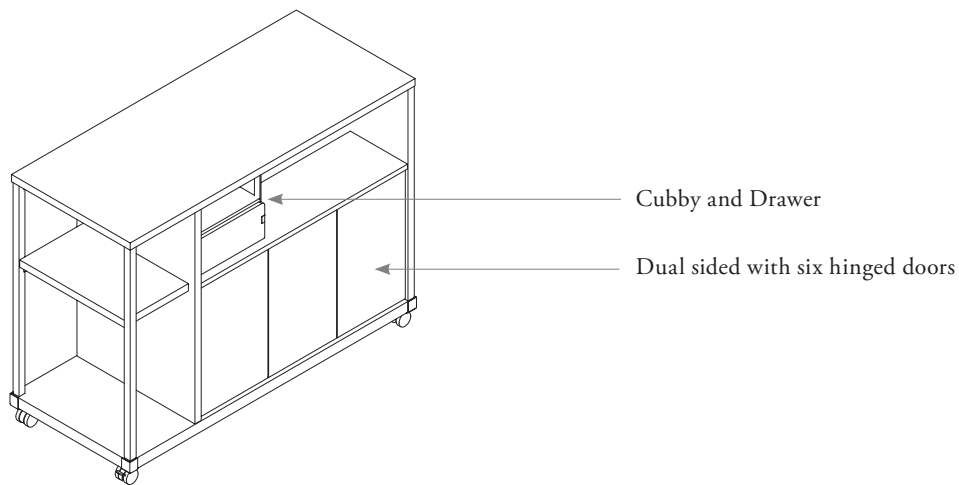
If Mica/Accent is specified, add 38

# kiosks

counter storage kiosk (HDWC) / fixed counter storage kiosk (HDWCQ) (continued)



Counter Storage Kiosk provides both open and closed storage that can be accessed from both sides.



# kiosks

## recycle kiosk (HDWR) / fixed recycle kiosk (HDWRQ)


Recycle Kiosks provide three bins for recycling and the ability to mount framed fascias for additional functionality.

- 72" high Wall  
- 60" wide  
- Solid back that can accommodate mounted Add-On Screens on either side

- 24" high Ledge  
- An optional felt lined ledge on the backside  
- Supports add-on boards that lean on the backside or can be used as a marker tray  
- Casual power can be mounted to the underside  
- Felt liner is R6 Lunar



Base with casters



Fixed Base



- 36" high shelf  
Three recycle bins with metal bin covers  
Metal bin covers finish will match with selected frame color  
Hinged closed storage

- Optional metal recycle symbols (Paper, Recycle and Waste)  
- Recycle symbols color will match with selected frame color



Paper



Recycling



Waste

### PRODUCT OPTIONS

Height	Width	Configuration	Ledge on Back	Wall Finish	Wall Edge Trim Finish	Base Finish	Shelf Finish	Frame Finish	Case Finish
72	60	<b>N</b> Bins without Recycle symbols <b>Y</b> Bins with Recycle symbols	<b>N</b> No Ledge <b>Y</b> With Ledge	Foundation Laminate <b>5D</b> Whiteboard Laminate	Edge Trim Colors	Foundation Laminate	Foundation Laminate Gr.2 Laminate	Foundation Mica Accent	Source Laminate

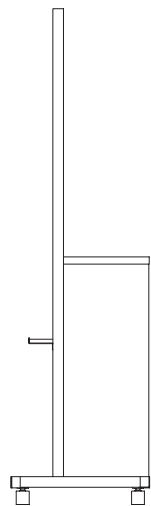
### PRICING

Code	Dimensions	Price (without recycle symbols)
HDWR / HDWRQ	72"h x 60"w	3692

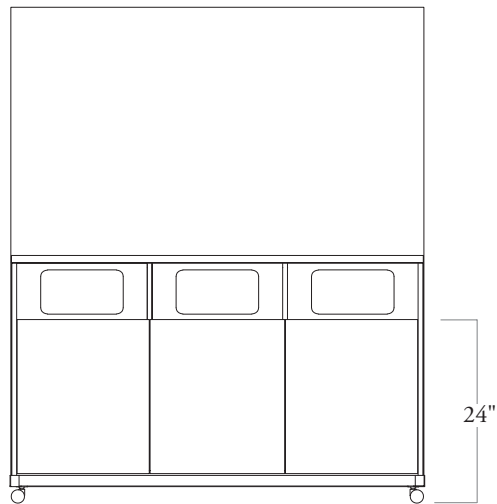
- If Whiteboard Laminate is specified, add 153  
If Grade 2 Laminate Shelf is specified, add 103  
If Back Ledge option is specified, add 77  
If Recycle Symbols is specified, add 50  
If Mica/Accent is specified, add 38

# kiosks

recycle kiosk (H0WR) / fixed recycle kiosk (H0WRQ) (continued)

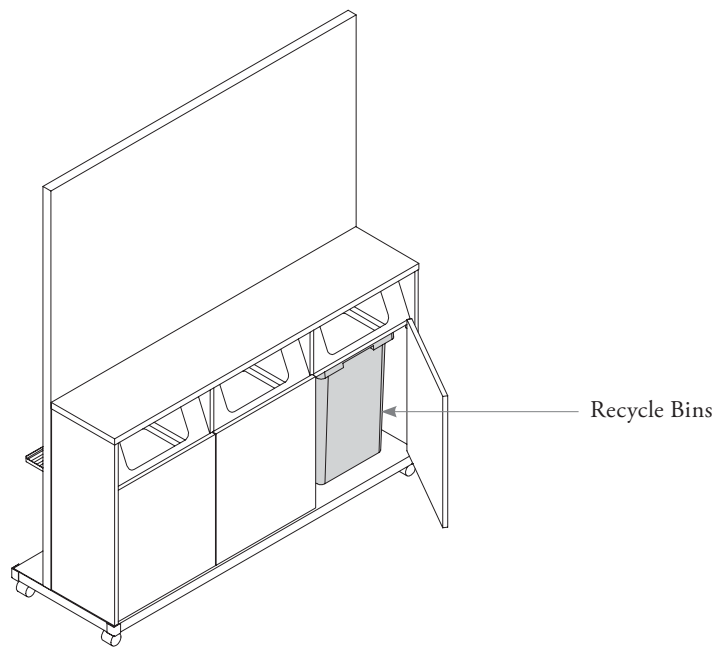


Side View



Front View

The Recycle Kiosk includes three bins.

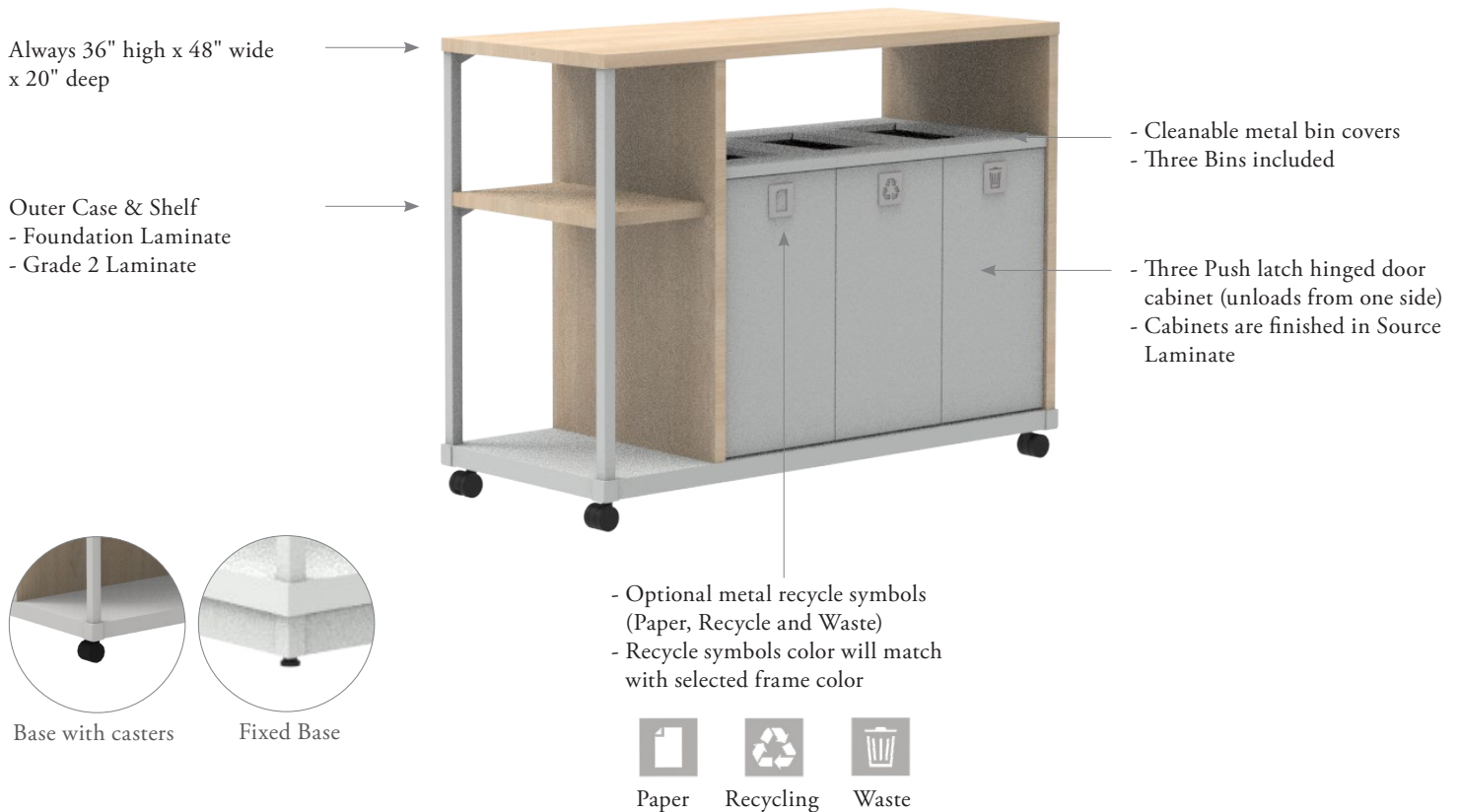




# kiosks

## counter recycle kiosk (HDWW) / fixed counter recycle kiosk (HDWWQ)

Counter Recycle Kiosk offers a user-friendly solution for waste separation and recycling in public spaces and offices, promoting eco-friendly practices with easy accessibility.



### PRODUCT OPTIONS

Height	Width	Configuration	Outer Case & Shelves Finish	Base Finish	Bins Cover Finish	Frame Finish	Cabinet Finish
36	48	N Bins without Recycle symbols Y Bins with Recycle symbols	Foundation Laminate Gr.2 Laminate	Foundation Laminate	Foundation Mica Accent	Foundation Mica Accent	Source Laminate

### PRICING

Code	Dimensions	Price (without recycle symbols)
HDWW / HDWWQ	36"h x 48"w	3144

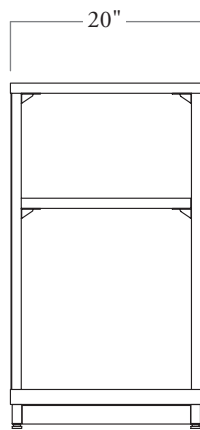
If Outer Case & Shelves, Grade 2 Laminate is specified, add 545

If Recycle Symbols is specified, add 50

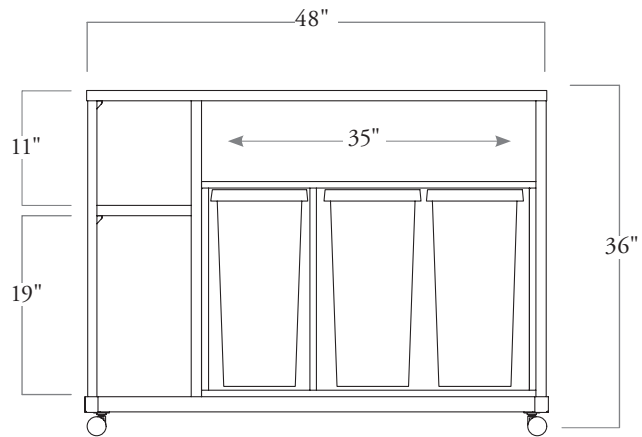
If Bins Cover Mica/Accent is specified, add 38

# kiosks

counter recycle kiosk (H0WW) / fixed counter recycle kiosk (H0WWQ) (continued)

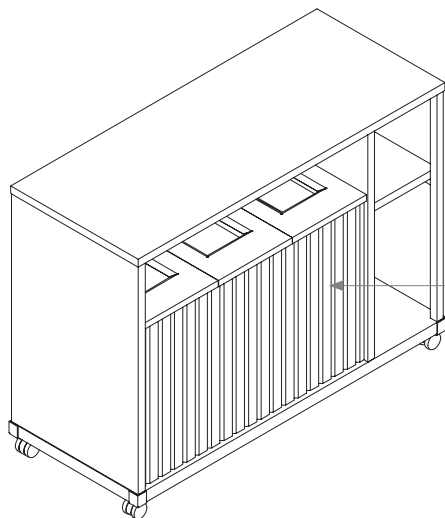


Side View



Front View

The Counter Recycle Kiosk includes three bins. Backside includes a three patterned felt offcuts.



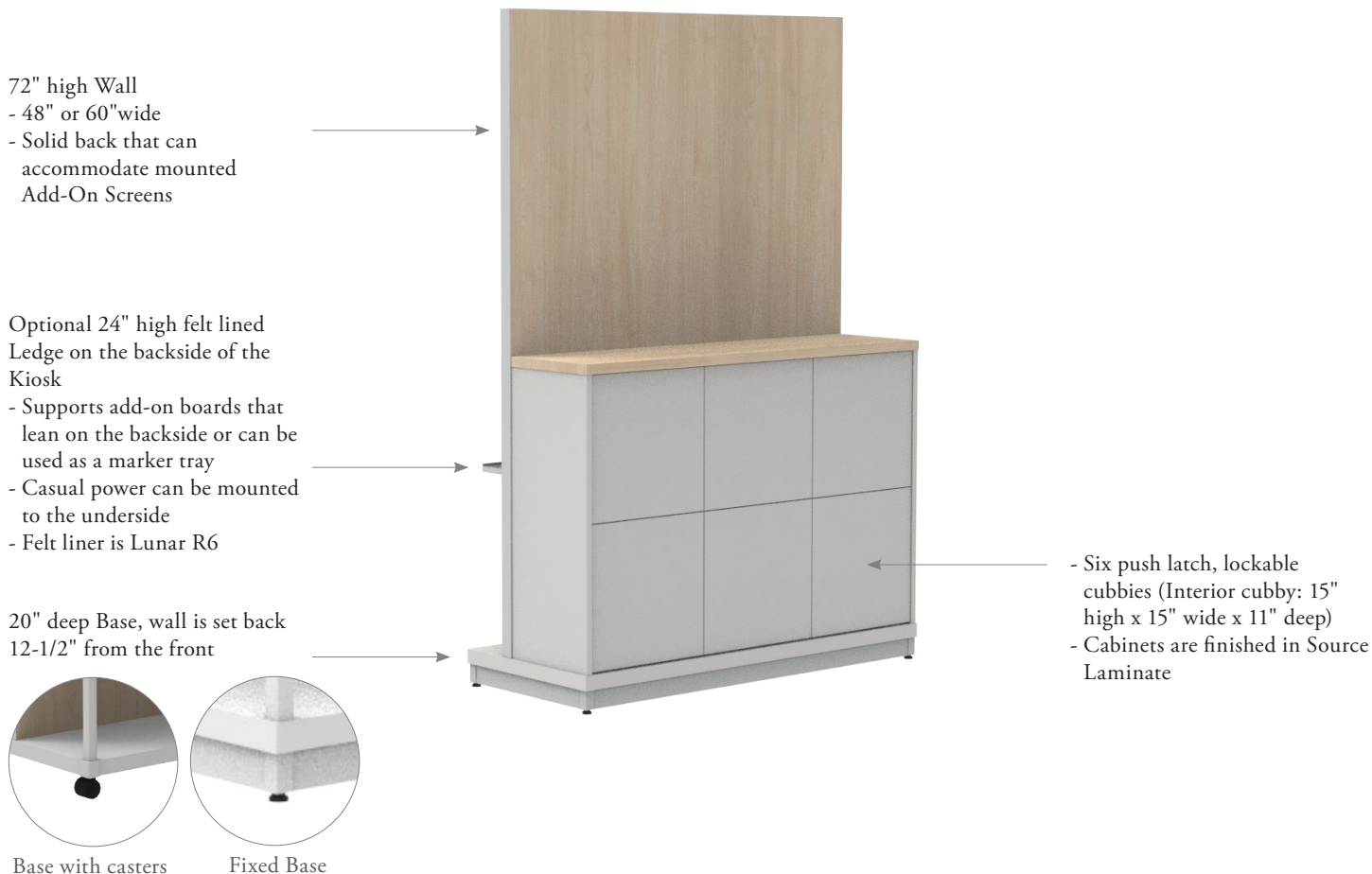
Back View

Patterned Felt offcuts

# kiosks

## locker kiosk (HDWL) / fixed locker kiosk (HDWLQ)

Locker Kiosk featuring six lockable cubbies, providing a secure and organized solution for conveniently storing personal items and supplies.



### PRODUCT OPTIONS

Height	Width	Configuration	Back Configuration	Wall Finish	Wall Edge Trim Finish	Base Finish	Shelf Finish	Frame Finish	Cabinet Finish	Key
72	48, 60	<b>L</b> Hinged Door, Left Open <b>R</b> Hinged Door, Right Open	<b>N</b> No Ledge <b>Y</b> With Ledge	Foundation Laminate <b>5D</b> Whiteboard Laminate	Edge Trim Colors	Foundation Laminate	Foundation Laminate Gr.2 Laminate	Foundation Mica Accent	Source Laminate	<b>N</b> No Lock <b>K</b> Key Alike <b>R</b> Key Random

### PRICING

Code	Dimensions	Product Name	Foundation Laminate Wall
HDWL / HDWLQ	72"h x 48"w	Locker Kiosk, Hinged Door-Left Open, No Ledge	3212
HDWL / HDWLQ	72"h x 60"w	Locker Kiosk, Hinged Door-Left Open, No Ledge	3652

If Whiteboard Laminate Wall is specified, add 153

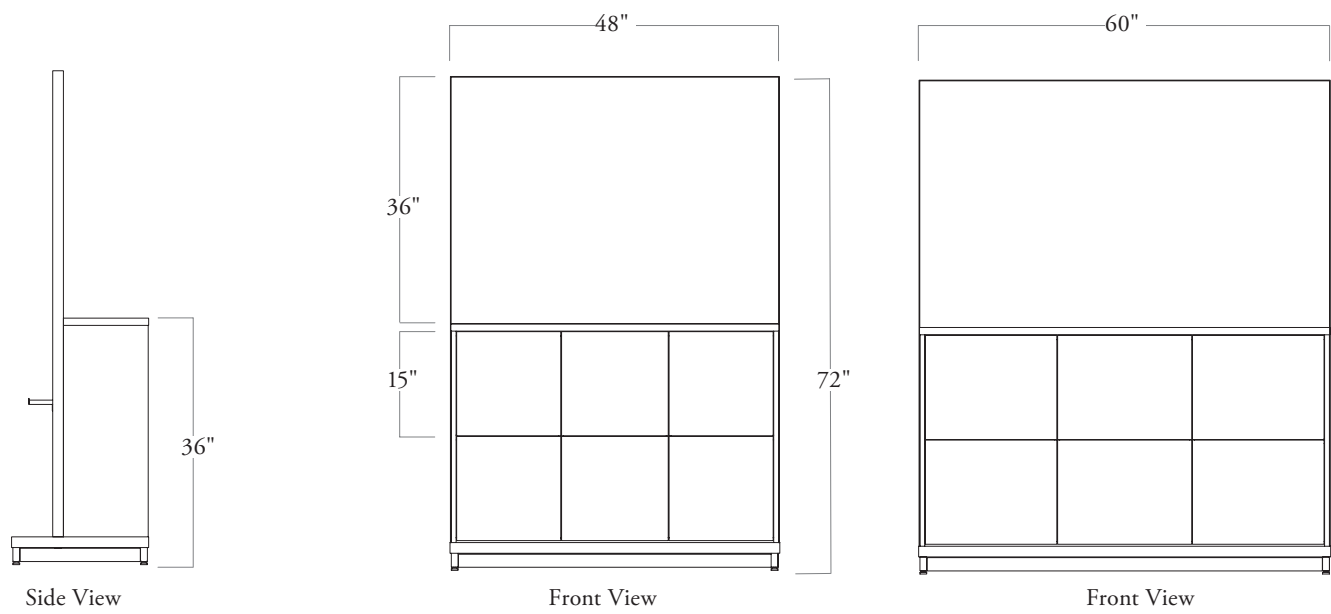
If Shelf, Grade 2 Laminate Shelf is specified: for 48" wide, add 1084  
for 60" wide, add 1239

If Mica/Accent is specified, add 38

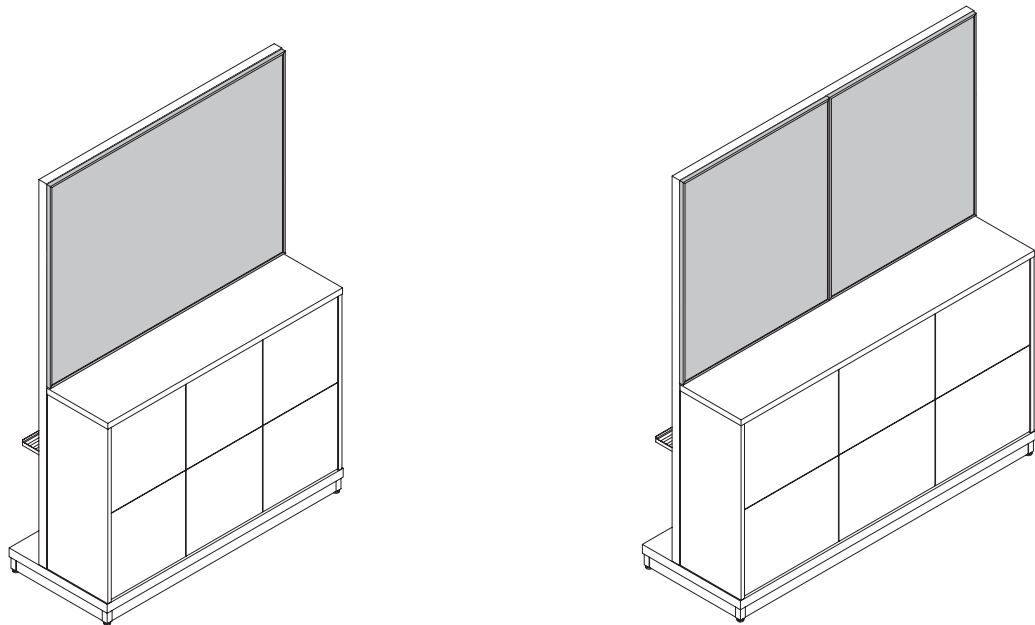
If Back Ledge Option is specified: for 48" wide, add 64  
for 60" wide, add 77

# kiosks

locker kiosk (HDWL) / fixed locker kiosk (HDWLQ) (continued)



Add-ons can be specified on the front above 36".



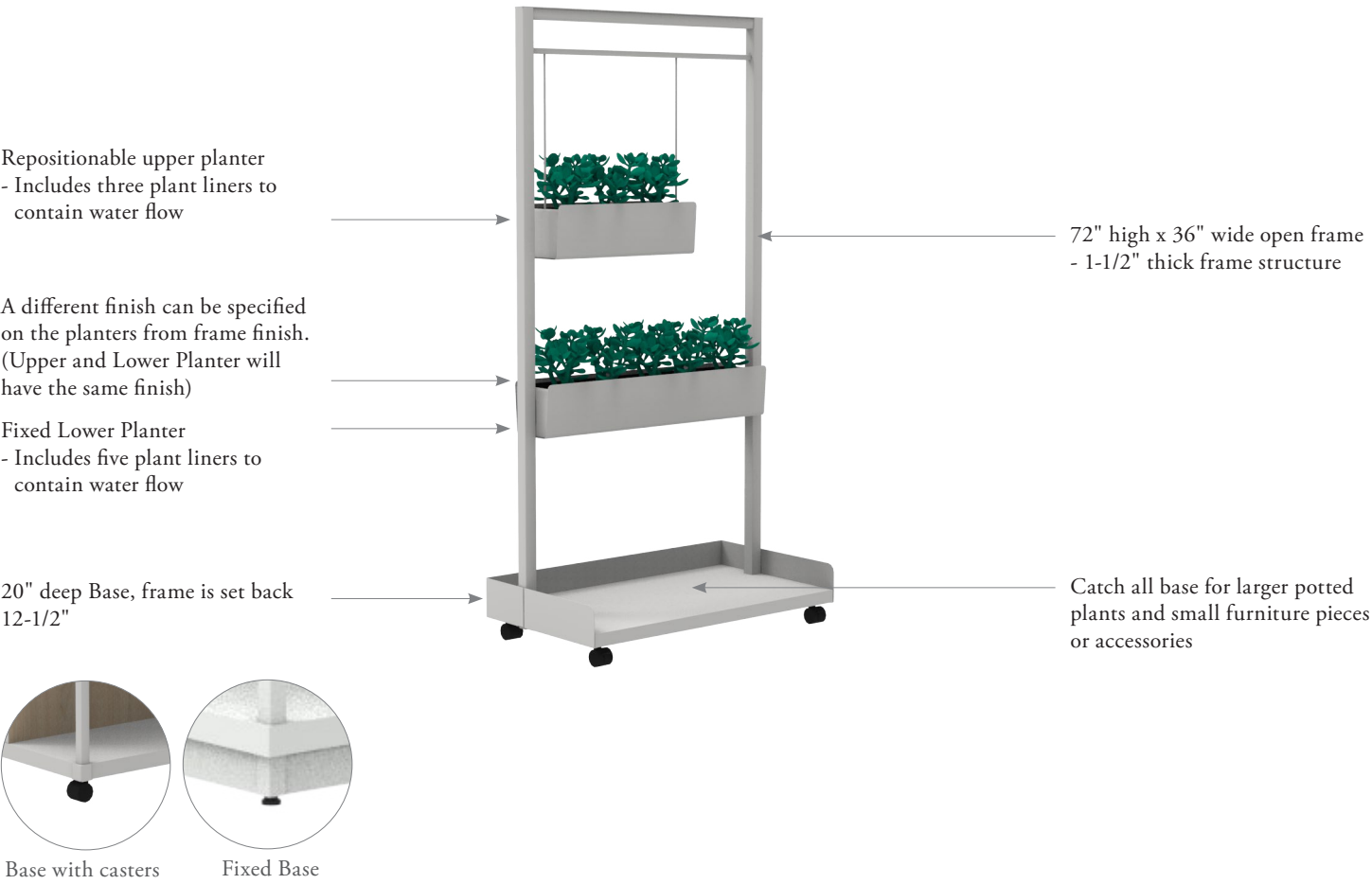
For 48" wide, one 48" Add-ons needs to be specified.

For 60" wide, two 30" Add-ons need to be specified.

# kiosks

## open planter kiosk (HDWP) / fixed open planter kiosk (HDWPQ)

Open Planter Kiosks provide open space division and add biophilia to a work setting.



### PRODUCT OPTIONS

Height	Width	Planter Configuration	Frame Finish	Planter Finish	Base Finish
72	36	A With Hanging Planter (three wide)	Foundation Mica Accent	Foundation Mica Accent	Source Laminate

### PRICING

Code	Dimensions	Price
HDWP / HDWPQ	72"h x 36"w	1916

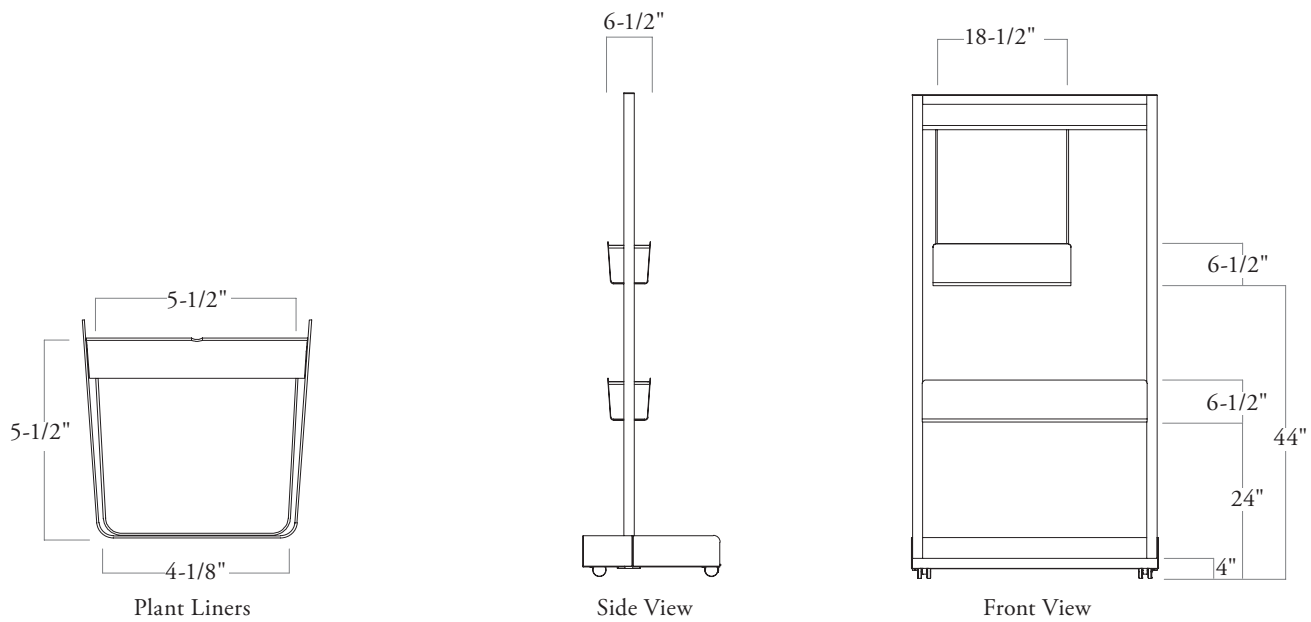
If Mica/Accent Planter is specified, add 19

If Mica/Accent is specified, add 38

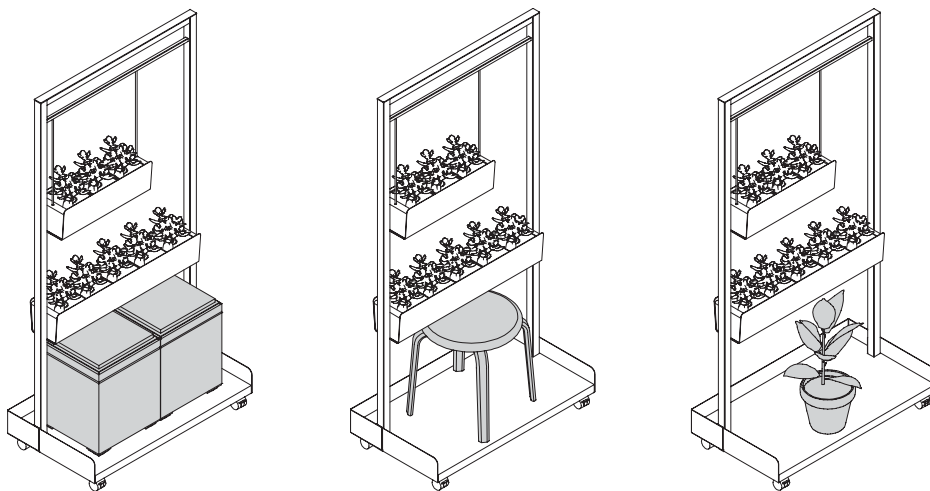


# kiosks

open planter kiosk (H0WP) / fixed open planter kiosk (H0WPQ) (continued)



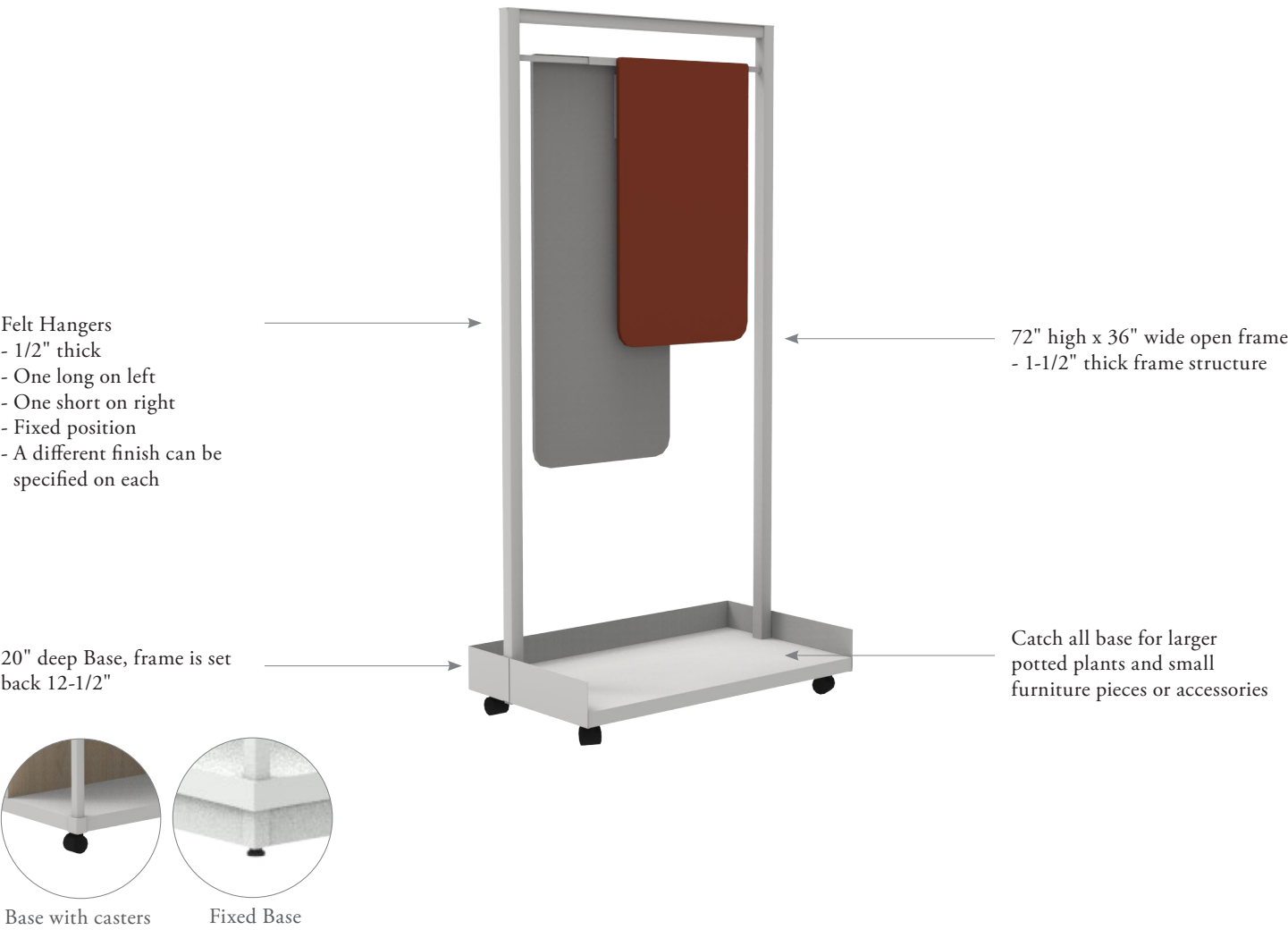
The bottom shelf is idea for small furniture, accessories or potted plants.



# kiosks

## open felt kiosk (HDWF) / fixed open felt kiosk (HDWFQ)

Open Felt Kiosks provide open space division and the warmth of felt hangers to a work setting.



### PRODUCT OPTIONS

Height	Width	Smooth Felt Configuration	Frame Finish	Felt Finish - Long	Felt Finish - Short	Base Finish
72	36	A One Long, One Short	Foundation Mica Accent	Smooth Felt	Smooth Felt	Foundation Laminate

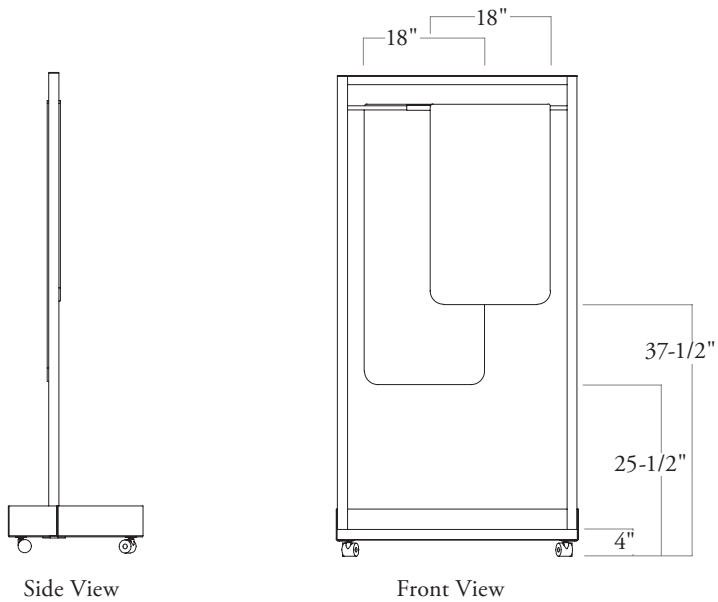
### PRICING

Code	Dimensions	Price
HDWF / HDWFQ	72"h x 36"w	1845

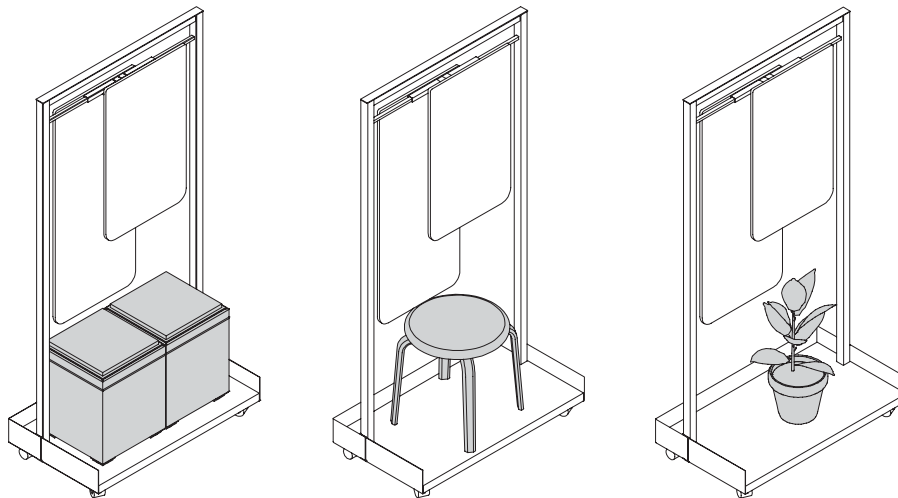
If Mica/Accent is specified, add 38

# kiosks

open felt kiosk (HDFW) / fixed open felt kiosk (HDFWQ) (continued)



The bottom shelf is idea for small furniture, accessories or potted plants.



# kiosks

## open shelves kiosk (H0W00) / fixed open shelves kiosk (H0W00Q)

The open shelves kiosk with dual-sided functionality serves as both a display shelf and a space division, allowing people to showcase items while effectively separating and organizing different areas within the office.


29-1/2" wide Solid back that  
can accommodate mounted  
Add-On Screens

12" deep shelf

20" deep Base, wall is set  
back 12-1/2" from the front



Base with casters



Fixed Base



Back View

Optional 24" high felt lined Ledge on  
the backside of the Kiosk

- Supports add-on boards that lean  
on the backside or can be used as a  
marker tray
- Casual power can be mounted to the  
underside - Felt liner is R6 Lunar

# kiosks

open shelves kiosk (H0W0) / fixed open shelves kiosk (H0W0Q) (continued)

## PRODUCT OPTIONS

Height	Width	Configuration	Back Configuration	Wall Location	Wall Finish	Wall Edge Trim Finish	Base Finish	Shelf Finish	Frame Finish
72	48, 60	<b>O</b> Open Shelves	<b>N</b> No Ledge <b>Y</b> With Ledge	<b>L</b> Left <b>R</b> Right	Foundation Laminate <b>5D</b> Whiteboard Laminate	Edge Trim Colors	Foundation Laminate	Foundation Laminate Gr.2 Laminate	Foundation Mica Accent

## PRICING

Dimensions	Back Configuration	Foundation Laminate Wall
72"h x 48"w	No Ledge	2478
72"h x 60"w	No Ledge	2808

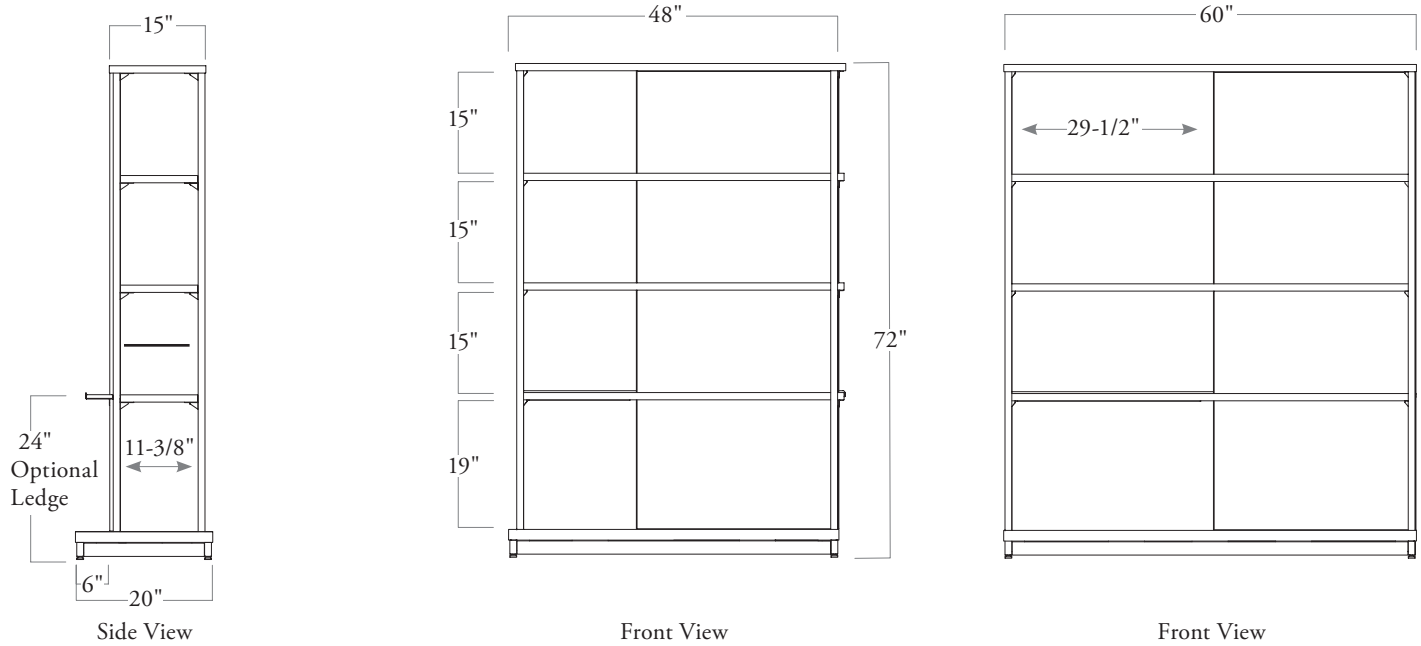
If Whiteboard Laminate Wall is specified, add 153  
If Shelf, Grade 2 Laminate Shelf is specified, add 986  
If Mica/Accent is specified, add 38  
If Back Ledge Option is specified: for 48" wide, add 64  
for 60" wide, add 77



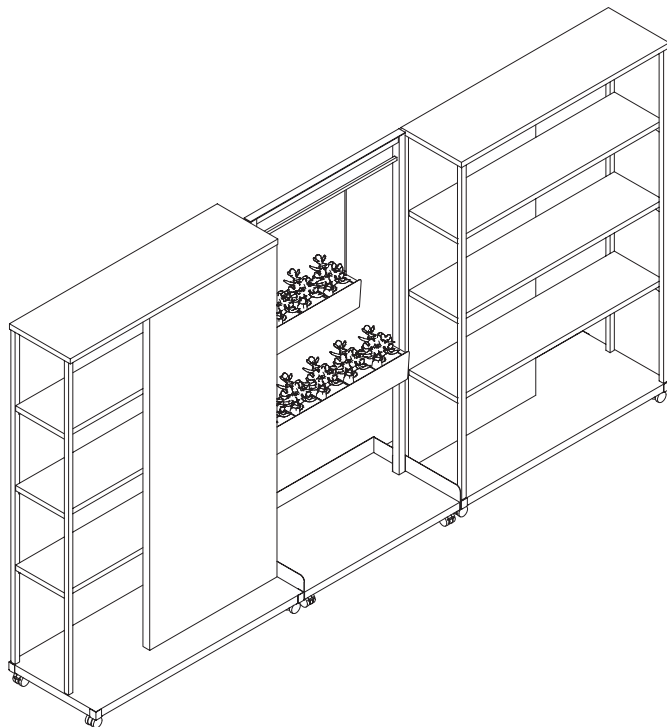
# kiosks

## open shelves kiosk (HDWO) / fixed open shelves kiosk (HDWOQ) [continued]

The following shows the dimensions for Open Shelves Kiosk (HDWO) and Fixed Open Shelves Kiosk (HDWOQ).



For optimal deployment of the Open Shelves Kiosks, it is advisable to arrange one unit facing forward and another facing rearward, embodying a balanced Yin and Yang concept.



# kiosks

## framed fabric add on for open shelves kiosk (HDAS)

This Framed Add-On board is sized specifically for Open Shelves Kiosk can be used in two applications:


- 67" high x 30" is mounted to the back of Open Shelves Kiosk without Ledge
- 48" high x 30" is mounted to the back of Open Shelves Kiosk with Ledge



Dimensions:  
30" wide x 48" or 67" high  
Fabric Finish:  
Select Teknion fabrics  
Trim:  
All paint finishes



67" high x 30" wide



48" high x 30" wide

# kiosks

framed fabric add on for open shelves kiosk (HDAS) (continued)

## PRODUCT OPTIONS

Height	Width	Fabric Finish	Frame Finish
48, 67	30	Panel Fabrics Upholstery Fabrics	Foundation Mica Accent

## PRICING

		Upholstery Fabric										
Code	Dimensions	COM	Gr. 1	Gr. 2	Gr. 3	Gr. 4	Gr. 5	Gr. 6	Gr. 7	Gr. 8	Gr. 9	Gr. 10
HDAS	48"h x 30"w	610	726	835	940	1054	1154	1247	1340	1433	1525	1618
HDAS	67"h x 30"w	773	922	1064	1196	1338	1465	1584	1701	1819	1937	2054

		Panel Fabric					
Code	Dimensions	COM Gr. A	Gr. 1	Gr. 2	Gr. 3	Gr. 4	Gr. 5
HDAS	48"h x 30"w	610	633	657	684	711	740
HDAS	67"h x 30"w	803	803	837	870	903	939


If Mica/Accent is specified, add 38

# kiosks

## framed fabric and whiteboard add-on (HDAF/HDAW)

Framed Add-On Boards are available tackable and whiteboard and can be used in two applications:

- Mounted to the front of a Kiosk that has a 36" high shelf (shown)
- Mounted to the back of a Kiosk with a 24" high optional rail



Framed Fabric Add-On  
(HDAF)



Whiteboard Add-On  
(HDAW)

### Dimensions:

- 24" or 30" wide x 48" high (to finish the full width of the back of a Kiosk with a ledge two add-ons will be required)
- 24", 30" or 48" wide x 36" high (to finish the full width of the front of a Kiosk with a 36" high shelf one add-on will be required)

### Finishes:

Whiteboard: Non magnetic writable laminate

Tackable: Select Teknion fabrics

Trim: All paint finishes

# kiosks

framed fabric (HDAF)

## PRODUCT OPTIONS

Height	Width	Fabric Finish	Frame Finish
72	48, 60	Panel Fabrics Upholstery Fabrics	Foundation Mica Accent

## PRICING

		Upholstery Fabric										
Code	Dimensions	COM	Gr. 1	Gr. 2	Gr. 3	Gr. 4	Gr. 5	Gr. 6	Gr. 7	Gr. 8	Gr. 9	Gr. 10
HDAF	36"h x 24"w	279	329	377	428	478	522	572	622	672	722	772
HDAF	36"h x 30"w	298	348	398	447	497	566	616	666	716	765	815
HDAF	36"h x 48"w	374	424	474	525	573	712	763	813	863	912	961
HDAF	48"h x 24"w	302	351	401	451	501	576	625	676	726	775	825
HDAF	48"h x 30"w	330	379	429	479	529	623	673	724	773	823	872
HDAF	48"h x 48"w	414	463	513	564	614	783	832	883	933	983	1032

		Panel Fabric					
Code	Dimensions	COM Gr. A	Gr. 1	Gr. 2	Gr. 3	Gr. 4	Gr. 5
HDAF	36"h x 24"w	279	286	298	312	322	335
HDAF	36"h x 30"w	298	310	322	335	349	363
HDAF	36"h x 48"w	374	392	406	423	440	457
HDAF	48"h x 24"w	302	316	330	341	355	369
HDAF	48"h x 30"w	330	341	355	369	384	400
HDAF	48"h x 48"w	414	429	446	464	482	502

If Mica/Accent is specified, add 38



# kiosks

whiteboard add-on (HDAW)

PRODUCT OPTIONS

Height	Width	Whiteboard Finish	Frame Finish
48	24, 30, 48	Whiteboard Laminate	Foundation Mica Accent

PRICING

Code	Dimensions	Foundation Frame	Mica Frame	Accent Frame
HDAW	36"h x 24"w	455	474	474
HDAW	36"h x 30"w	487	506	506
HDAW	36"h x 48"w	597	616	616
HDAW	48"h x 24"w	489	509	509
HDAW	48"h x 30"w	527	545	545
HDAW	48"h x 48"w	710	729	729

# kiosks

## add-on boards (HOAB)

Add-On Boards are available in tackable fabric or whiteboard and can be used in two applications.

- Sitting freely on the ledge on the back of a Kiosk (shown)
- Stored or used on the Lift & Drop frame of a Gallery Kiosk



### Configurations:

(T) 2 tackboards

(W) 2 whiteboards

(U) 1 tackboard/1 whiteboard

### Dimensions:

30" wide x 48" high (each board)

### Finishes

Whiteboard: non magnetic writable laminate with black edge

Tackboard: select Teknion fabrics



Add-On Boards  
(HDABT)



Add-On Boards  
(HDABW)

# kiosks

add-on boards (HDAB) (continued)

## PRODUCT OPTIONS

Add On Board Configuration	Tackboard	Whiteboard Finish
<b>W</b> Two Whiteboard Add-Ons <b>T</b> Two Tackboard Add-Ons <b>U</b> One Whiteboard Add-On and Tackboard Add-On	Whiteboard Panel Fabrics Upholstery Fabrics	Whiteboard Laminate

## PRICING

		Upholstery Fabric									Panel Fabric	
Code	Product Name	COM	Gr. 1	Gr. 2	Gr. 3	Gr. 4	Gr. 5	Gr. 6	Gr. 7	Gr. 8	COM	Gr. 1
HDABT	Two Tackboard Add-Ons	663	678	838	997	1102	1207	1315	1503	1717	676	678
HDABU	One Whiteboard Add-On & One Tackboard Add-On	772	806	856	907	960	1012	1067	1220	1394	783	785
		Whiteboard Finish										
HDABW	Two Whiteboard Add-Ons	894										

# kiosks

## retrofittable kits [HDAK]

Retrofittable Kit allows all Kiosks to be converted in the field; change from mobile to fixed, or fixed to mobile.



Four Casters with Corner bumper (HDAKC)

Detachable



Four Fixed Legs with Removable Skirt (HDAKL)

- For 48", 60" wide Kiosk
- Four coordinated paint colors are available to match Kiosk base color
- Can be used to ease installation and/or enable potential cable management.

Fully Welded Frame



Fixed Plint (HDAKP)

- For "Open" Kiosks 36" wide only (HDWF, HDWP)
- Four coordinated paint colors are available to match Kiosk base color

### PRODUCT OPTIONS

Width	Kit Type	Leg Finish
30, 48, 60	<b>C</b> Casters and Bumpers <b>L</b> Legs with Removable Skirt <b>P</b> Fixed Plinth	Foundation Laminate


### PRICING

Code	Dimensions	Description	Price
HDAKC	36"w	Casters and Bumpers	181
HDAKP	36"w	Fixed Plinth	198
HDAKC	48"w	Casters and Bumpers	182
HDAKL	48"w	Legs with Removable Skirt	198
HDAKC	60"w	Casters and Bumpers	188
HDAKL	60"w	Legs with Removable Skirt	198

# kiosks

## wire management kit (HDAZ)

The Cable Management Bundle is used to add power to a Kiosk.



- Included:
- 16'-0" long vertical cable manager
  - A molded wire loom with two detachable p-clips
  - A metal attachment bracket that accepts a YEPD-7 power bar (power bar ordered separately)
  - Bundle is already included in the Media Kiosk and the Media Chat Kiosk

Finish: Black

### PRODUCT OPTIONS

Wire Management Kit
A AC Power Mount, Wire Loom, Vertical Manager

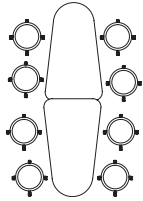
### PRICING

Code	Price
HDAZA	64

# kiosks planning styles

Workplace settings can include a few Kiosks or additional ones can be brought in for added functionality.

## TEAM SPACES



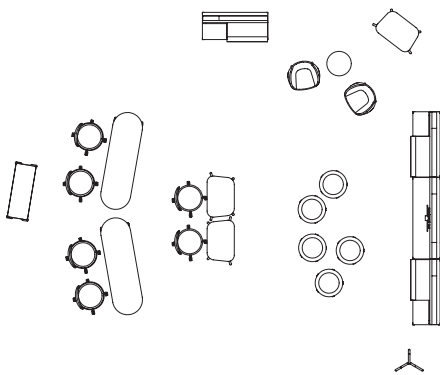
In team huddles Kiosks provide an owned space for brainstorming sessions.  
In workshop settings they are performance oriented and provide intuitive functionality.  
Kiosks provide technology support and space division.  
(Media Kiosk & Open Planter Kiosk)



Enhance functionality with kiosks that bring remote workers into the activity, provide whiteboards and tackboards and a place for coats and bags.  
(Media Chat Kiosk, Gallery Kiosk & Mud Room Kiosk)



## TRAINING AREAS



Kiosks are ideal when reconfiguration and scalability is required.  
They provide digital and analog options and bring remote workers into the activity.  
(Media Kiosk, Media Chat Kiosk & Gallery Kiosk)



A place for coats and refreshments add to the functionality, while planters add the warmth of biophilia to the space.  
(Mud Room Kiosk, Servery Kiosk & Open Planter Kiosk)

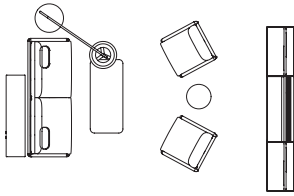




# kiosks planning styles

## SOCIAL SPACES

Kiosks provide storage, a neutral backdrop and casual space division to a social space  
(Storage Kiosk & Open Felt Kiosk)

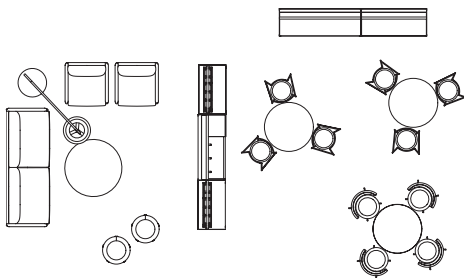


Biophilia and a place for refreshments adds comfort to the space.  
(Servery Kiosk & Open Planter Kiosk)




## CAFÉ SETTINGS

Kiosks provide the functionality required in a café/lounge setting including a place to hang your coat, have a coffee and recycle your waste.  
(Mud Room Kiosk, Servery Kiosk & Recycle Kiosk)

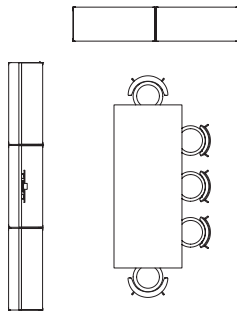


Casual open space division adds privacy between settings.  
(Open Planter Kiosk & Open Felt Kiosk)



# kiosks planning styles

## WORKSHOP/TEAM SPACE



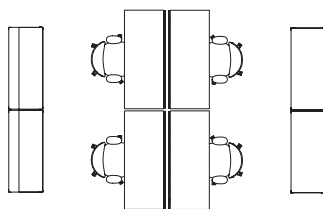
Extending beyond the traditional meeting room, gathering Kiosks together around a team-focused table instantly creates a destination for collaboration. With Kiosks, this team workshop space supports technology, personal storage and space division. (Locker Kiosk, Counter Storage Kiosk, Counter Recycling Kiosk and Media Kiosk).



## TEAM FOCUS SPACE



Heads down focus team space allows users to work together or independently. Surrounded by various storage solutions, tackboards or whiteboards, this type of Team Focus Space includes everything required for a productive work day. (Open Shelves Kiosk, Counter Storage Kiosk, Locker Kiosk and Gallery Kiosk)

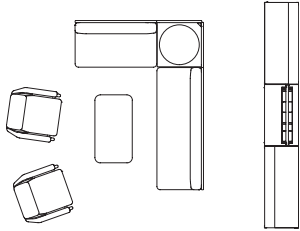


# kiosks planning styles

## SOCIAL LOUNGE

---

Placed alone or grouping several Open Shelves Kiosks side by side forms desirable casual space division while maintaining a visual connection to areas beyond the lounge. These featured Kiosks are useful display units for showcasing items or storing materials. (Open Shelves Kiosk with Full-Height Fabric Add-on and Planter Kiosk).



# planning with kiosks

The following Kiosk thought starters can be found on the Teknion Planning Tool.

 **TEKNION PLANNING TOOL – KIOSKS**









# what are bookcases

The Open Bookcase and Open Console provide large scale and visually appealing space division.

They emphasize simplicity and seamlessly integrate with the Teknion portfolio.

A variety of accessories are available to enhance the functionality.



# bookcases

## open bookcase (OBTS)

The Open Bookcase serves the dual purpose of a display unit and a room partition. It allows for the showcasing of items while also defining and organizing separate areas in an office setting.





bookcases

open bookcase [OBTS] (continued)

PRODUCT OPTIONS

Height	Width	Divider Configuration	Back & Shelves Finish	Frame Finish	Fabric Divider Finish
81	30, 36, 48, 60	<b>O</b> Open <b>C</b> Two Pieces Fabric Corner Dividers <b>S</b> One High Fabric Tile <b>D</b> Two High Fabric Tile	Foundation Grade 2 Laminate Flintwood Veneer	Foundation Mica Accent	Panel Fabrics Upholstery Fabrics

PRICING

Code	Dimensions	Foundation Laminate	Grade 2 Laminate	Flintwood	Veneer
OBTS	81"h x 30"w	2328	3003	2453	2504
OBTS	81"h x 36"w	2469	3108	2617	2670
OBTS	81"h x 48"w	2717	3632	2987	3050
OBTS	81"h x 60"w	3620	4857	3816	3892

The following power options are available and added to the base price.

Code	Dimensions	Panel Fabric						Upholstery Fabric									
		COM/Gr.A	Gr.1	Gr.2	Gr.3	Gr.4	Gr.5	COM/Gr.1	Gr.2	Gr.3	Gr.4	Gr.5	Gr.6	Gr.7	Gr.8	Gr.9	Gr.10
OBTSC	81"h x 30"w	265	270	276	296	311	326	266	284	292	302	318	328	337	356	375	384
OBTSC	81"h x 36"w	265	270	276	296	311	326	266	284	292	302	318	328	337	356	375	384
OBTSC	81"h x 48"w	265	270	276	296	311	326	266	284	292	302	318	328	337	356	375	384
OBTSC	81"h x 60"w	265	270	276	296	311	326	266	284	292	302	318	328	337	356	375	384
OBTSS	81"h x 30"w	172	175	179	193	201	211	173	184	190	196	206	213	218	231	244	249
OBTSS	81"h x 36"w	200	204	208	224	234	246	201	215	220	228	241	247	254	269	283	289
OBTSS	81"h x 48"w	244	248	253	272	285	300	246	261	267	278	292	301	310	328	345	352
OBTSS	81"h x 60"w	366	372	381	408	429	449	368	392	402	418	439	452	464	491	517	529
OBTSD	81"h x 30"w	251	255	261	281	294	308	253	269	277	286	301	310	319	337	356	364
OBTSD	81"h x 36"w	332	337	345	370	389	406	334	355	364	377	396	408	421	445	470	479
OBTSD	81"h x 48"w	372	378	388	417	437	457	374	399	410	424	446	459	473	500	527	538
OBTSD	81"h x 60"w	540	548	561	602	632	661	543	577	593	615	647	666	685	724	763	780

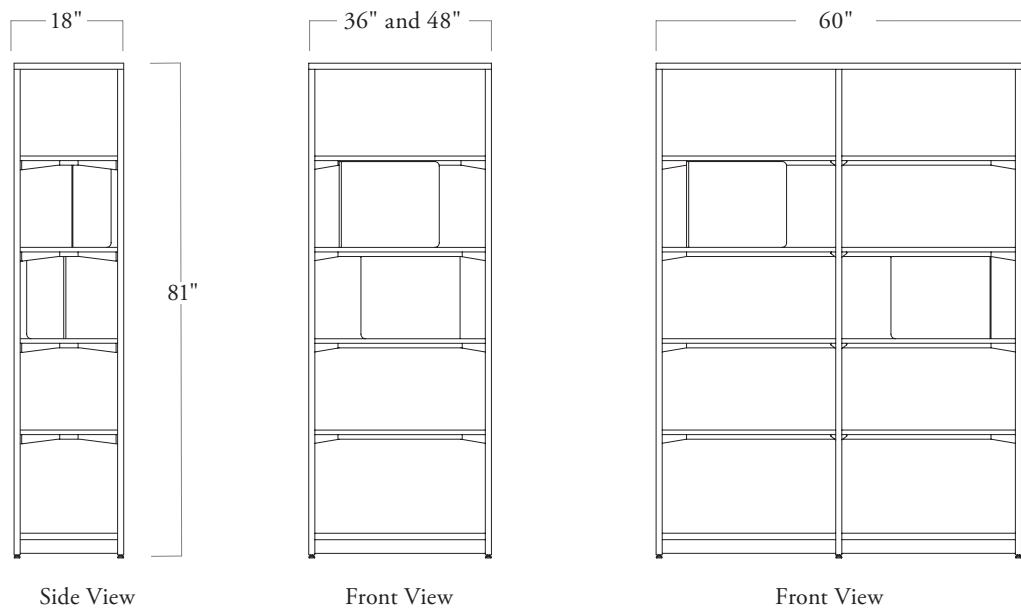
If Open (O) or Two Pieces Fabric Corner Dividers (C) are specified:  
30" wide, add 72  
48" wide, add 75  
60" wide, add 83  
72" wide, add 110

If One High Fabric Tile (S) or Two High Fabric Tile (D) are specified:  
30" wide, add 80  
48" wide, add 83  
60" wide, add 100  
72" wide, add 126

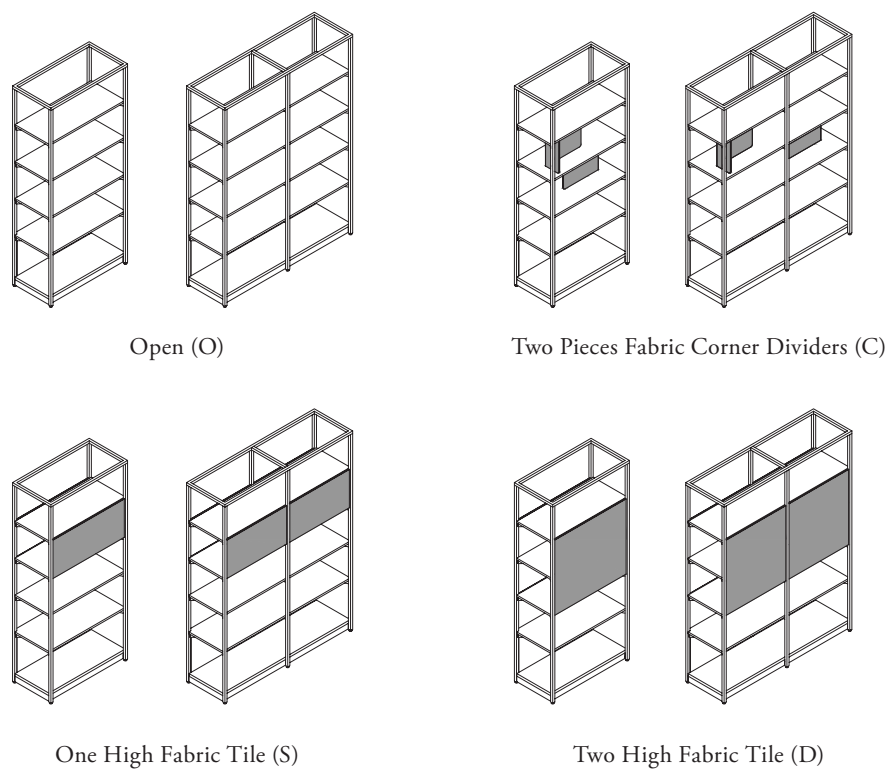
# bookcases

## open bookcase (OBTS) (continued)

The following shows the dimensions for Open Bookcase (OBTS).



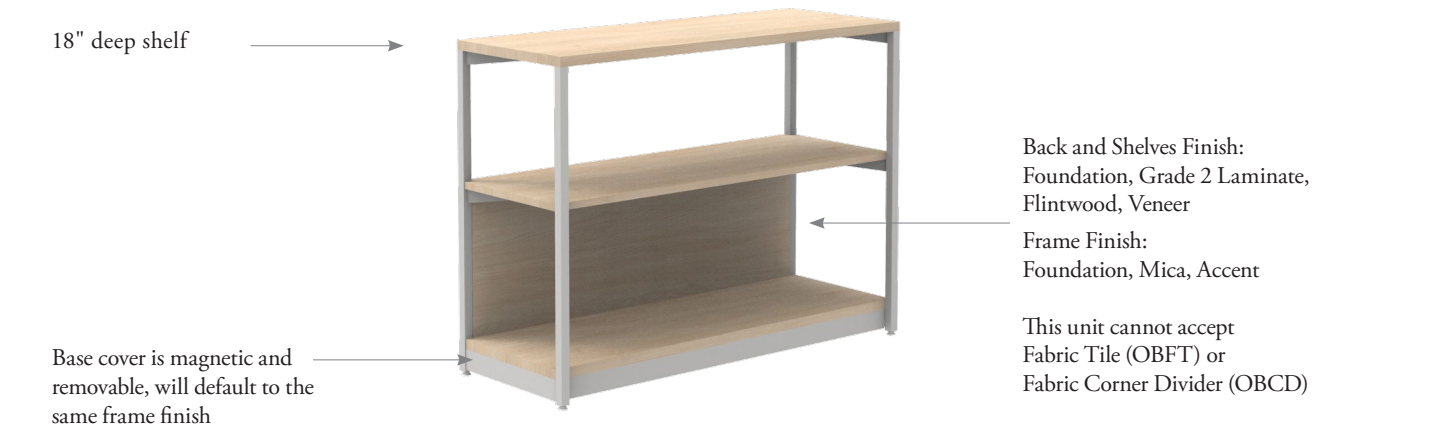
The following configurations are available.



# bookcases

## open console (OBTC)

The Open Console serves as a multi-functional centerpiece, offering versatile storage and display solutions that blend seamlessly into any workspace.



### PRODUCT OPTIONS

Height	Width	Configuration	Back & Shelves Finish	Frame Finish
36	36, 48, 60, 72	O Open	Foundation Grade 2 Laminate Flintwood Veneer	Foundation Mica Accent

### PRICING

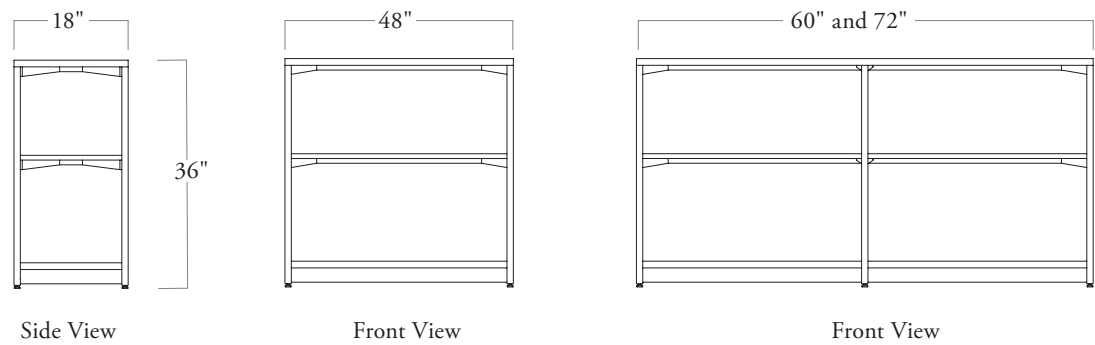
Code	Dimensions	Foundation Laminate	Grade 2 Laminate	Flintwood	Veneer
OBTC	36"h x 36"w	1465	1890	1603	1651
OBTC	36"h x 48"w	1597	2179	1799	1861
OBTC	36"h x 60"w	2130	2932	2311	2383
OBTC	36"h x 72"w	2240	3097	2645	2642

If Mica/Accent is specified for: 30" wide, add 45  
48" wide, add 50  
60" wide, add 64  
72" wide, add 67

# bookcases

## open console (OBTC) (continued)

The following shows the dimensions for Open Console (OBTC).



# bookcases

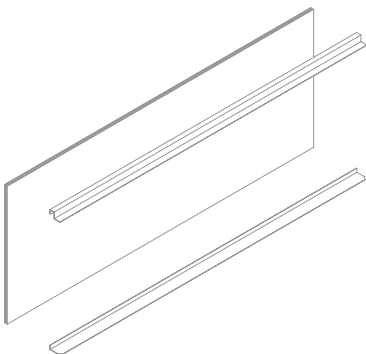
## fabric tile (OBFT)

Fabric Tiles, as applied to Open Bookcase (OBTS), serve both aesthetic and functional purposes. They enhance the visual appeal of the Bookcases by adding a touch of color and texture, contributing to the overall design theme of the space.



Width beyond 48" will have two tiles.

The Fabric Tiles includes Steel brackets.



# bookcases

fabric tile [OBFT] (continued)

PRODUCT OPTIONS

Height	Width	Fabric Finish	Metal Bracket Finish
S One High Fabric Tile D Two High Fabric Tile	24, 30, 36, 42, 48, 54, 60, 66, 72	Panel Fabrics Upholstery Fabrics	Foundation Mica Accent

PRICING

		Panel Fabric						Upholstery Fabric										
Code	Width	COM/Gr.A	Gr.1	Gr.2	Gr.3	Gr.4	Gr.5	COM	Gr.1	Gr.2	Gr.3	Gr.4	Gr.5	Gr.6	Gr.7	Gr.8	Gr.9	Gr.10
OBFTS	24"	247	250	255	276	288	302	248	263	280	287	299	314	322	333	351	370	377
OBFTS	30"	251	255	261	281	294	308	252	269	285	293	304	319	330	339	358	377	386
OBFTS	36"	332	337	345	370	389	406	334	355	376	388	402	422	435	447	473	499	510
OBFTS	42"	349	356	364	390	410	428	351	373	398	407	423	445	458	472	498	526	536
OBFTS	48"	373	378	388	417	437	457	375	399	424	435	452	475	489	504	532	561	572
OBFTS	54"	478	487	497	534	561	587	481	512	544	559	580	610	626	646	682	719	735
OBFTS	60"	540	548	561	602	632	661	542	577	614	630	653	686	707	728	769	811	828
OBFTS	66"	668	678	694	745	782	819	672	713	759	780	809	850	875	901	952	1004	1025
OBFTS	72"	701	711	728	782	820	859	705	749	796	817	848	893	917	944	999	1053	1076
OBFTD	24"	155	158	161	173	181	191	157	166	176	180	189	197	204	209	222	233	237
OBFTD	30"	172	174	178	192	200	210	173	184	195	200	208	218	225	231	245	258	263
OBFTD	36"	199	202	207	223	233	245	200	214	227	233	242	254	262	270	284	300	306
OBFTD	42"	210	214	218	234	246	258	211	225	239	246	254	267	276	283	300	316	322
OBFTD	48"	243	247	252	271	284	298	245	260	277	283	294	310	318	328	346	365	373
OBFTD	54"	351	357	365	392	412	430	354	375	400	410	425	447	460	474	501	528	540
OBFTD	60"	365	370	378	406	426	447	367	390	414	425	441	463	477	491	518	547	560
OBFTD	66"	400	406	416	447	470	491	402	427	455	467	484	509	525	540	570	601	615
OBFTD	72"	421	427	437	470	492	516	423	449	478	491	509	535	551	567	599	632	647

If Mica/Accent is specified for:

24" & 30" wide,

36" wide,

42" & 48" wide,

54" wide,

60" wide,

66" wide,

72" wide,

add 7

add 10

add 11

add 15

add 17

add 20

add 21

# bookcases

## fabric corner divider (OBCD)

Fabric Corner Divider is specifically engineered for integration with Open Bookcase (OBTS), facilitating a refined and cohesive aesthetic when set up initially and meant to remain unchanged. They can be easily repositioned without requiring any tools, allowing for versatile planning options. However, they are designed for occasional rather than daily reconfiguration by end users.



Fabric Corner Divider  
(OBCD)

### PRODUCT OPTIONS

Width	Finish
17	Panel Fabrics Upholstery Fabrics

### PRICING

Code	Panel Fabric						Upholstery Fabric										
	COM/ Gr.A	Gr.1	Gr.2	Gr.3	Gr.4	Gr.5	COM	Gr.1	Gr.2	Gr.3	Gr.4	Gr.5	Gr.6	Gr.7	Gr.8	Gr.9	Gr.10
OBCD	134	136	139	148	157	163	135	142	152	155	161	170	175	179	191	200	205



# bookcases

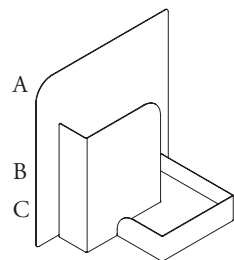
## book end [OBBE]

The Book End is a versatile accessory designed to offer stability and organization to any bookcase setup, keeping literature neatly in place.



Book End  
(OBBE)

Book Ends can be specified with individual or matching finishes.



A, B, C Metal Finish:  
Foundation, Mica, Accent

### PRODUCT OPTIONS

"A" Metal Finish	"B" Metal Finish	"C" Metal Finish
Foundation Mica Accent	Foundation Mica Accent	Foundation Mica Accent

### PRICING

Code	"A" Metal Finish	
	Foundation	Mica/Accent
OBBE	75	77

If Mica/Accent is specified for "B" Metal Finish, add 2

If Mica/Accent is specified for "C" Metal Finish, add 2

# bookcases

## planter [OBPB]

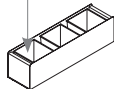
This stand alone Planter adds a natural aesthetic to the workspace. Compatible with various bookcases, it invites a refreshing element to any office environment.



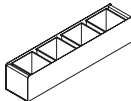
Planter  
(OBPB)

The Planter includes liners that vary with widths.

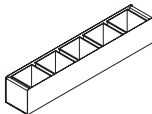
Liner



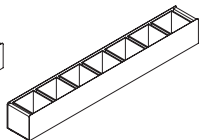
24" Wide  
Three Units



30" Wide  
Four Units



36" Wide  
Five Units



48" Wide  
Seven Units

### PRODUCT OPTIONS

Depth	Width	Finish
06	24, 30, 36, 48	Foundation Mica Accent


### PRICING

Code	Dimensions	Foundation	Mica/Accent
OBPB	6" d x 24" w	125	129
OBPB	6" d x 30" w	138	142
OBPB	6" d x 36" w	163	169
OBPB	6" d x 48" w	200	207

# bookcases

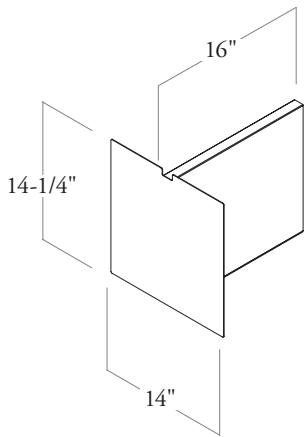
## metal T-divider [OBTD]

The Metal T-Divider for Open Bookcase (OBTS) efficiently segments shelf space, allowing for organized storage and item distinction.



Metal T-Divider  
(OBTD)

The following shows the dimensions for Metal T-Divider (OBTD).



### PRODUCT OPTIONS

Width	Metal Finish
16	Foundation Mica Accent

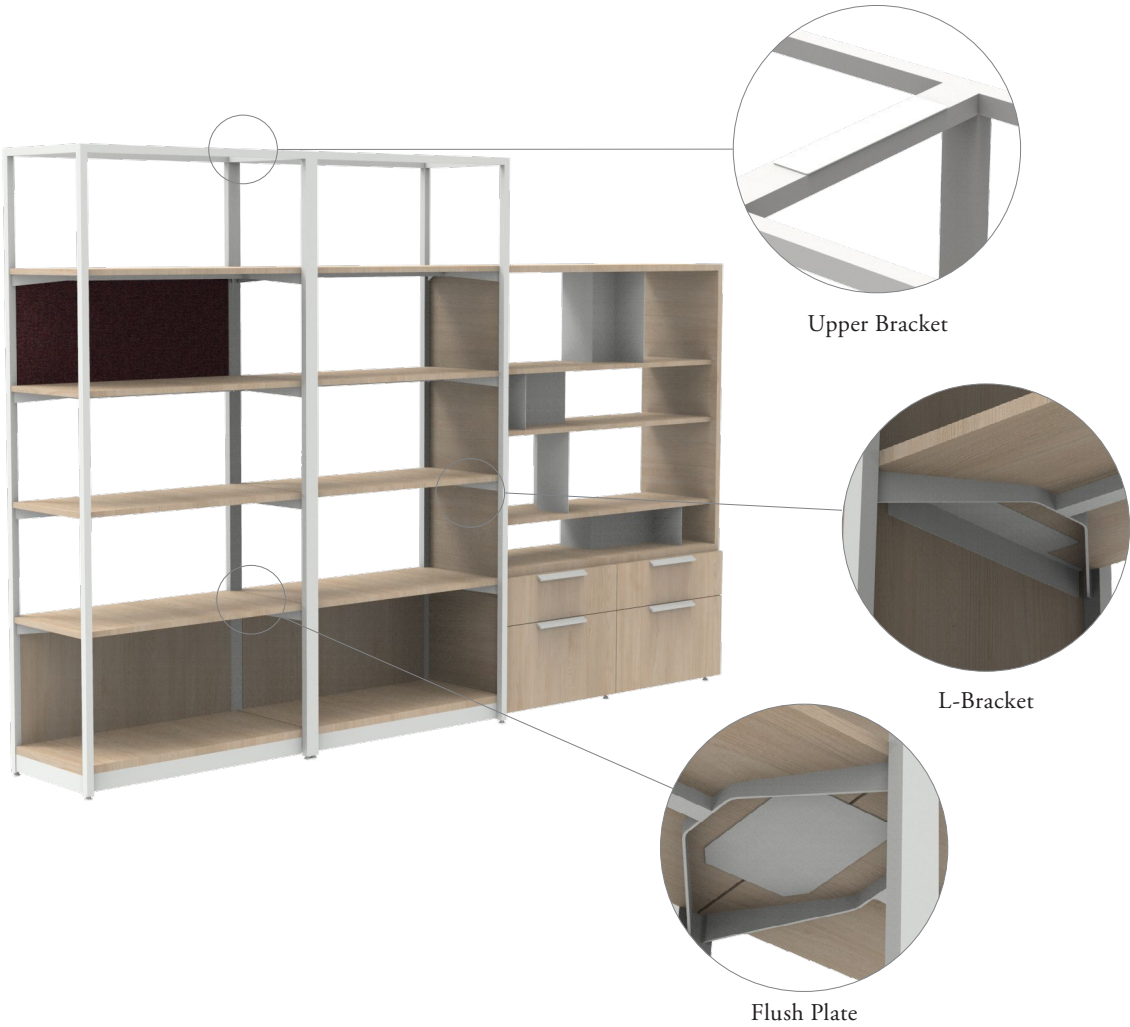
### PRICING

Code	Foundation	Mica/Accent
OBTD	112	117

# bookcases

## tethers (OBTT)

Tethers are utilized to securely connect and align Open Bookcases, ensuring stability and cohesion within an office environment.



### PRODUCT OPTIONS

Width	Metal Finish
F Flush Plate B L-Bracket U Upper Bracket & Flush Plate	Foundation Mica Accent

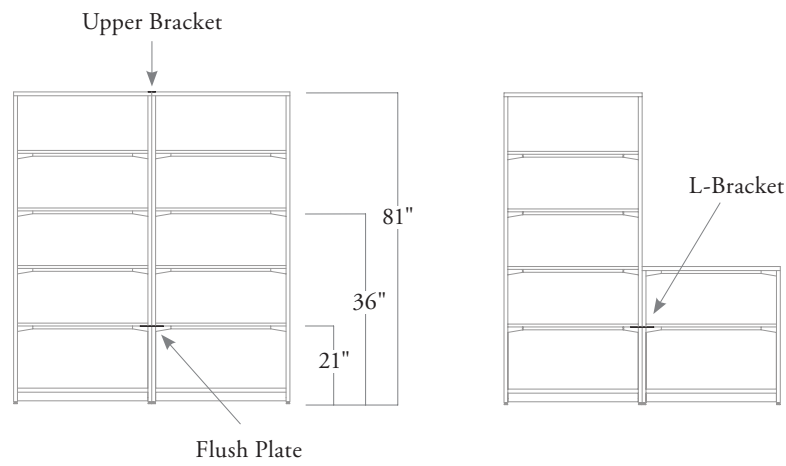
### PRICING

Code	Foundation	Mica/Accent
OBTTF	20	21
OBTTB	20	21
OBTTU	30	31

# bookcases

## tethers (OBT) (continued)

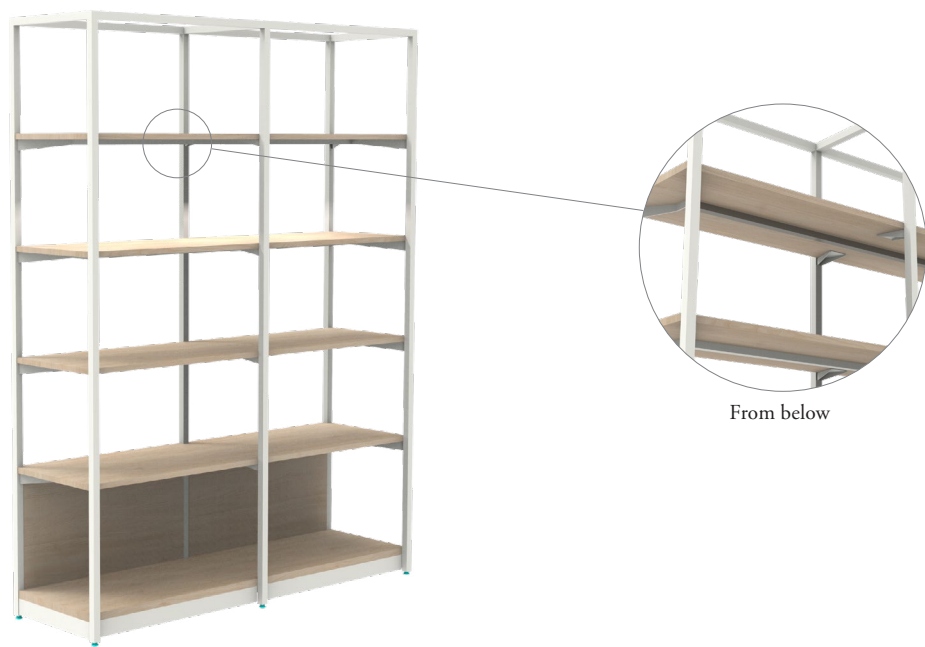
Tethers are recommended when connecting between Open Bookcases and with Open Consoles.



# bookcases

## lighting kit (OBLK)

The Lighting Kit is specifically tailored to enhance the Open Bookcase (OBTs), providing both functional illumination for display items and ambient lighting to elevate the overall aesthetic.



- Included:
- One kit which includes three light bars
  - One AC cord
  - Full length cable shrouds

- Note:
- The Light Bars width for a:
    - 36" bookcase is 24"
    - 48" bookcase is 36"
    - 60" bookcase is 48"

### PRODUCT OPTIONS

Configuration	Metal Finish
A 36" Width Light Kit B 48" Width Light Kit C 60" Width Light Kit	Foundation Mica Accent

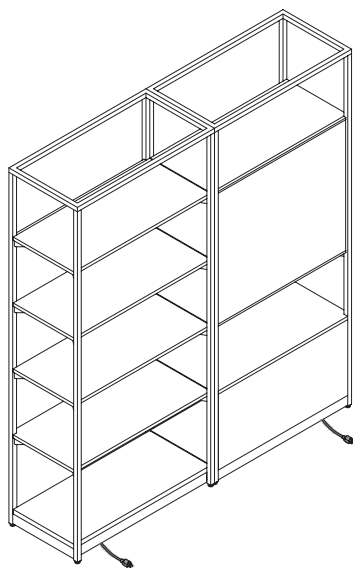
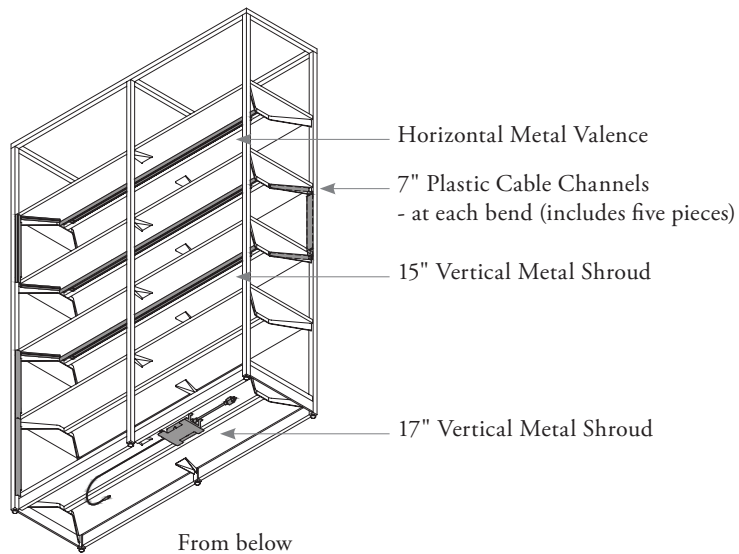
### PRICING

Code	Foundation	Mica/Accent
OBBEA	325	335
OBEBB	375	387
OBEC	451	463

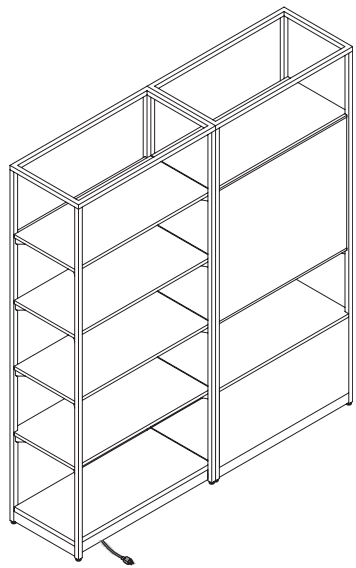
# bookcases

## lighting kit (OBLK) (continued)

Lighting Kits are only applicable to Open Bookcase widths 36", 48" and 60".



One plug is required per bookcase.  
Up to three lights on separate levels.

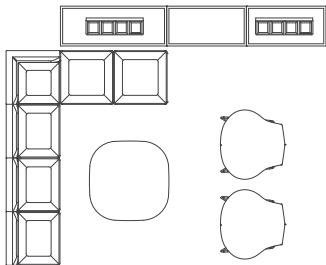


Cannot link lighting across to join another bookcase.



# bookcases planning styles

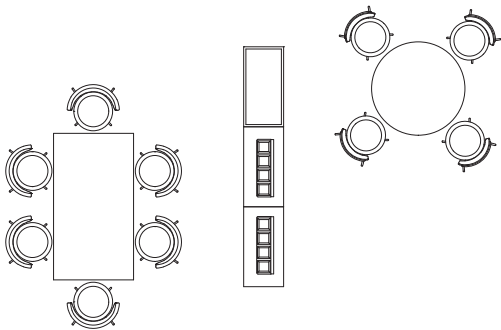
## LOUNGE AREA



Positioning several open bookcases in a lounge space not only offers versatile storage but also creates a casual socializing area. This setup emphasizes an inviting, informal seating arrangement where users can connect in a relaxed environment. The open bookcases serve as both storage units and space dividers, maintaining an open, welcoming atmosphere while subtly sectioning off the lounge area. (Open Bookcase).



## COLLABORATION AREA SPACE DIVISION



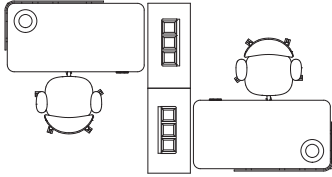
Open bookcases and consoles define a collaborative workspace, providing structure while fostering interaction among team members. This arrangement balances functionality and connectivity, with the open bookcase and console acting as subtle partitions that maintain a visual flow across the room. Ideal for promoting a dynamic, teamwork-oriented environment. (Open Bookcase, Open Console).



# bookcases planning styles

## WORKSTATION DIVISION

---



Utilizing open consoles to divide workstations brings a sense of order and organization to the workspace. The consoles offer storage solutions while also delineating personal work areas, supporting focused individual work while maintaining an overall cohesive design. This setup is perfect for enhancing productivity and organization in a professional environment. (Open Console).



# teknion

[www.teknion.com](http://www.teknion.com)

CAN/US/INT 11-24  
©Teknion 2025

®, ™ trade marks of Teknion Corporation  
and/or its subsidiaries or licensed to it.  
Patents may be pending.

Some products may not be available in  
all markets. Contact your local Teknion  
Representative for availability.

NOV25-KIOSK