expansion
casegoods

price & application guide
11.24.2025



teknion

update summary

Please be advised that information has been updated within the Expansion Casegoods Price & Application Guide. To highlight these updates, a summary has been created for your reference.

price

Effective November 24, 2025, we will be implementing a list price increase (4%) across the all Expansion Casegoods products.

Please note, first orders for new products will be accepted on November 24, 2025. All software will also be updated by November 24, 2025. If you have any questions regarding the information enclosed, please contact your Teknion Customer Service Representative.





WHAT IS EXPANSION CASEGOODS . . . 6

INDEX 16

APPLICATION GUIDE 25

PRICE & PRODUCT GUIDE. 565

expansion casegoods workstation typicals

The following examples demonstrate the versatility of Expansion Casegoods to create various workstation styles. Expansion Casegoods workstations are typically planned as Standard Product Based, High Secondary Desk Based or Low Secondary Desk Based and Workwall Storage Based.

small workstations

Standard Product Based

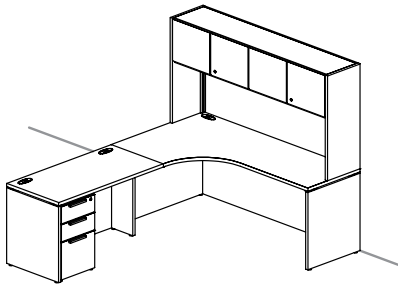

- This L-Shaped configuration can be created with a combination of two standard desks
- The Standard Hutch mounted on a desk with full gables provides storage above the worksurface

High or Low Secondary Desk Based

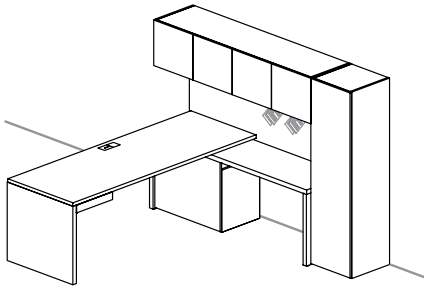

- This L-Shaped configuration can be created with a combination of a High Secondary Desk and a Run-Off Worksurface (height-adjustable worksurfaces are also applicable)
- The High Secondary Desk provides support for a Run-Off Worksurface – High Secondary Desk and for a Wall Panel for Overhead Cabinet
- The Wall Panel for Overhead Cabinet provides mounting for a Overhead Cabinet and a Tackboard – Wall Panel Mounted
- The Storage for Secondary Desk provides additional storage and support for the High Secondary Desk
- A Low Secondary Desk is also available.

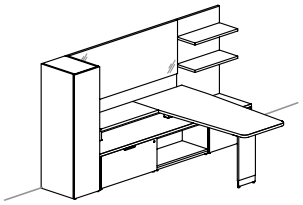

Worwall Storsage Based

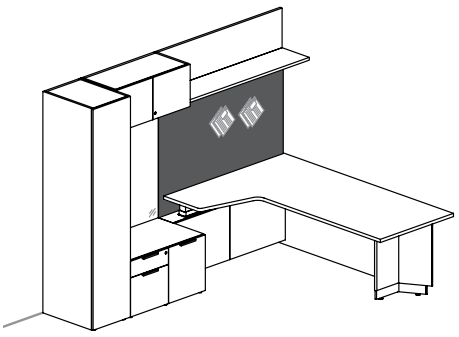

- This L-Shape configuration can be created with a combination of a Workwall Kneespace Module – Full-Modesty Height-Adjustable Extended or "L" Run-Off and a Full-Modesty Height-Adjustable Extended Run-Off – Offset Base
- The Workwall Kneespace Module provides support for the Full-Modesty Height-Adjustable Extended Run-Off – Offset Base and a Wall Panel for Solid Shelves
- The Wall Panel for Solid Shelves provides mounting for a Solid Shelf for Wall Panel and a Tackboard – Wall Panel Mounted
- The Workwall Credenza with Cabinet and Drawers provides additional storage and recycling/waste bins. Can also support a Wall Panel for Overhead Cabinet
- The Wall Panel for Overhead Cabinet provides support for a Overhead Cabinet and Markerboard – Wall Panel Mounted
- A Height-Adjustable Worksurface is also available.

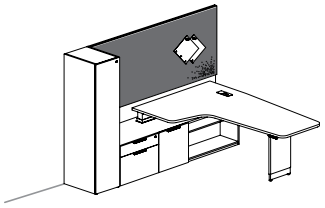

expansion casegoods workstation typicals (continued)

medium workstations

Standard Product Based

High Secondary Desks Based

Low Secondary Desks Based

Worwall Storage Based

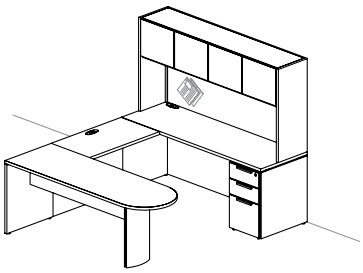

- This U-Shaped configuration can be created with a combination of a Credenza, Rectangular Bridge and Peninsula Desk with Half Modesty
- The Standard Hutch mounted on a preconfigured desk provides storage above the worksurface

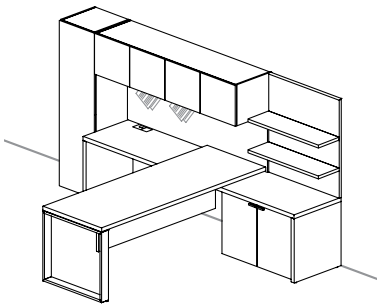

- This T-Shaped configuration can be created with a combination of a High Secondary Desk and a Run-Off Worksurface (height-adjustable worksurfaces are also applicable)
- The High Secondary Desk provides support for a Run-Off Worksurface – High Secondary, a Wall Panel for Overhead Cabinet and a Wall Panel for Solid Shelves
- The Wall Panel for Overhead Cabinet provides mounting for a Overhead Cabinet and a Tackboard – Wall Panel Mounted
- The Storage for Secondary Desk provides additional storage and support for the High Secondary Desk

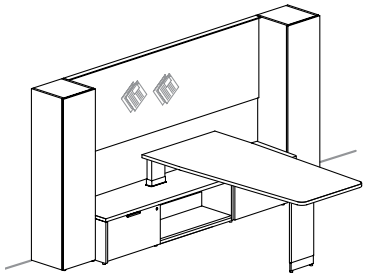

- This T-Shaped configuration can be created with a combination of a Low Secondary Desk – Height-Adjustable Peninsula and a Height-Adjustable Tapered Peninsula
- The Low Secondary Desk provides support for a Wall Panel and Height-Adjustable Tapered Peninsula
- The Wall Panel provides mounting for a Tackboard – Wall Panel Mounted
- The Storage for Secondary Desk provides additional storage and support for the Low Secondary Desk
- A Run-Off Worksurface with End Support is also available and can be used without Wall Panel as it mounts directly on the rear edge of a Low Secondary Desk

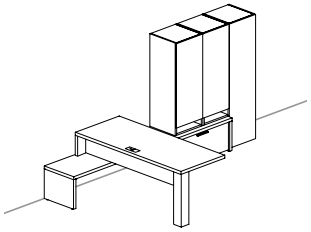

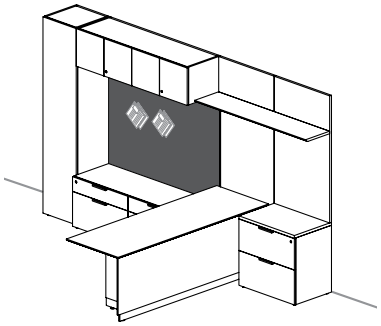

- This T-Shaped configuration can be created with a combination of a Workwall Kneespace Module – Full-Modesty Height-Adjustable Run-Off and a Full-Modesty Height-Adjustable Run-Off – Offset Base
- The Workwall Kneespace Module provides support for a Full-Modesty Height-Adjustable Run-Off and a Wall Panel for Solid Shelves
- The Workwall Credenza with Cabinet and Drawers provides additional storage and recycling/waste bins. Can also support a Wall Panel for Overhead Cabinet
- The Wall Panel for Overhead Cabinet provides support for a Overhead Cabinet and Tackboard – Wall Panel Mounted
- The Workwall Lateral Files – Integral Top provides additional storage and support a Wall Panel for Solid Shelves
- The Wall Panels for Solid Shelves provide mounting for a Solid Shelf for Wall Panel Mounted

expansion casegoods workstation typicals (continued)

large workstations

Standard Product Based

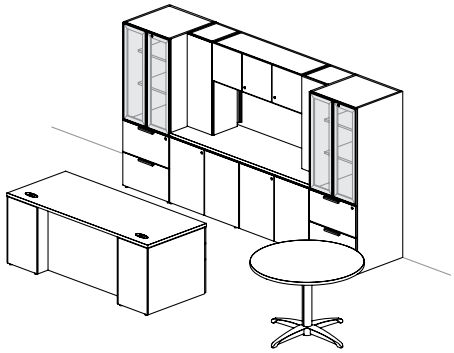

- This large managerial station can be created with a combination of a Rectangular Executive Desk and a Credenza
- The Double Tower Hutch mounted on a credenza provides storage above the credenza
- The small meeting table can be added for collaborative meetings

High Secondary Desk Based

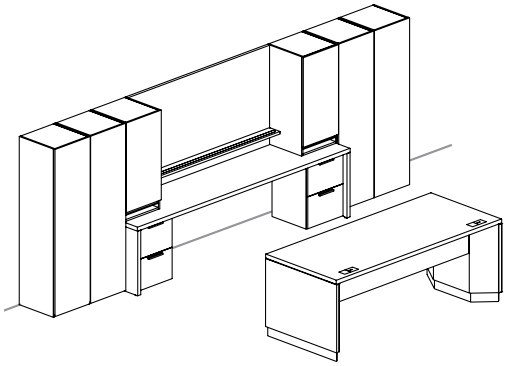

- This large managerial station can be created with a combination of a Fixed-Height Desk – Bevel Bases and a High Secondary Desk (a Height-Adjustable Desk is also applicable)
- The High Secondary Desk can be used for desk work and provides support for a Wall Panel for Solid Shelves and Mounted Towers
- The Wall Panel for Solid Shelves provides mounting for a Solid Display Shelf for Wall Panel
- The Storage for Secondary Desk provides additional storage and support for the High Secondary Desk

Low Secondary Desk Based

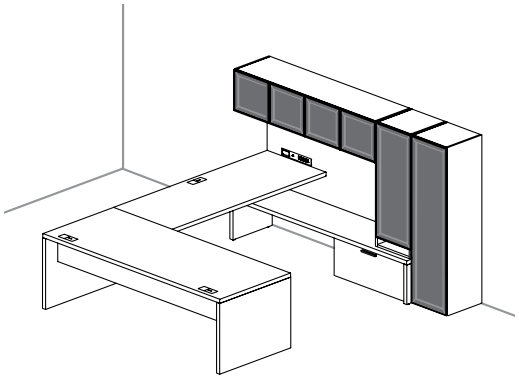

- This managerial station in U-Shaped configuration can be created with a combination of a Primary Peninsula Desk, a Overlapping Bridge and a Low Secondary Desk (a Height-Adjustable Desk for U-Shape Workstation is also applicable)
- The Low Secondary Desk provides a support for a Wall Panel for Overhead Cabinet and a Mounted Tower
- The Wall Panel for Overhead Cabinet with Power Bar provides power and data above the worksurface and supports the Overlapping Bridge
- The Storage for Secondary Desk provides additional storage and support for the Low Secondary Desk
- A Overlapping Bridge with End Support is also available and can be used without Wall Panel as it mounts directly on the rear edge of a Low Secondary Desk

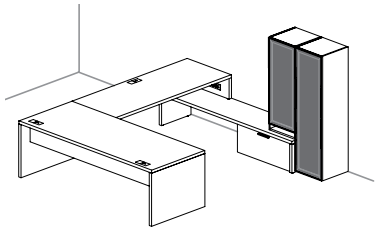

Workwall Storage Based

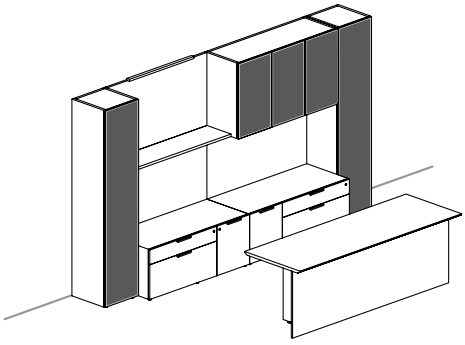

- This large managerial station can be created with a combination of a Full-Modesty Fixed Run-Off and a Workwall Credenza with Cabinet and Drawers and a Workwall Bookcase (a Height-Adjustable Desk is also applicable)
- The Workwall Credenza and Bookcase can be used for support a Wall Panel for Solid Shelves and a Wall Panel for Overhead Cabinet
- The Wall Panel for Solid Shelves provides mounting for a Solid Shelf for Wall Panel and a Linear LED Light with support
- The Wall Panel for Overhead Cabinet provides mounting for a Double Overhead Cabinet

expansion casegoods workstation typicals (continued)

The following examples demonstrate the versatility of Expansion Casegoods to create various conference rooms. Expansion Casegoods boardrooms are typically planned as Standard, Height-Adjustable Meeting/Conference Tables, Fixed or Height-Adjustable Meeting Peninsulas.

boardrooms

Meeting Table

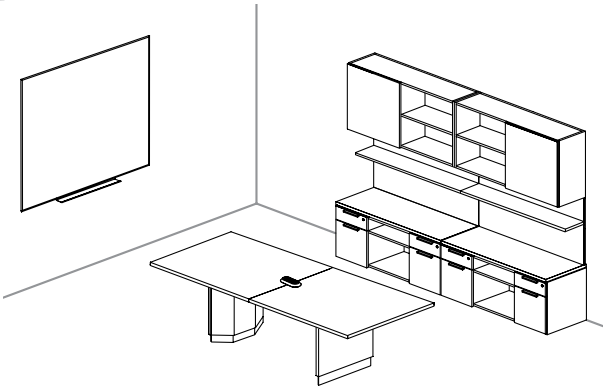

- This boardroom can be created with a combination of a Height-Adjustable Meeting Table, Workwall Credenzas for Media with Open and Drawers and Double Overhead Cabinets
- Workwall Credenzas provide support for Wall Panels for Overhead Cabinets and Shelves
- The Wall Panels provide mounting for Double Overhead Cabinets and Solid Shelves for Wall Panel
- The table with Power Pill facilitates the accessibility of power and communication outlets above the worksurface
- Wall-Mounted Whiteboard provides a writable work tool

Conference Table

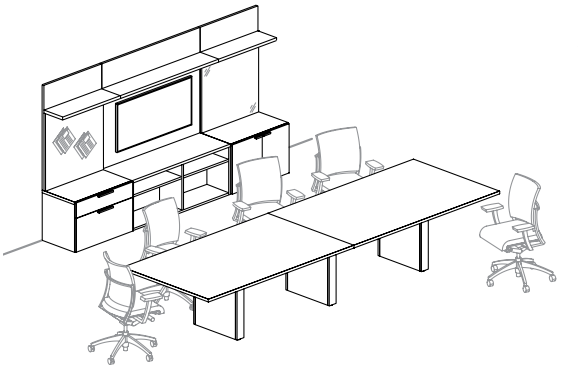

- This boardroom can be created with a combination of a Rectangular Conference Table with Panel Bases, a Workwall Bookcase, a Workwall Stretch Pedestal and a Workwall Cabinet
- The Workwall Stretch Pedestal and Workwall Cabinet provide support for Wall Panels for Solid Shelves
- The Workwall Bookcase provides support for Wall Panel for Media and Shelves
- The Wall Panel for for Solid Shelves provides mounting for a Solid Display Shelf for Wall Panel and Tackboard – Wall Panel Mounted and a Markerboard – Wall Panel Mounted
- The Wall Panel for Media and Shelves provides mounting for a Solid Display Shelf for Wall Panel and a TV Monitor Mount

Meeting Peninsula

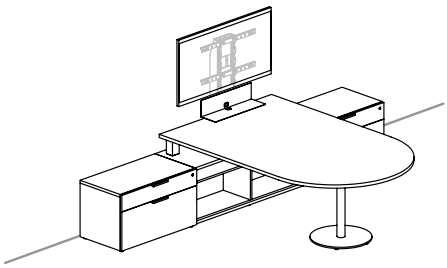

- This boardroom can be created with a combination of a Workwall Credenza for Media with Open and Drawers and a Fixed Meeting Peninsula (Height-Adjustable Meeting Peninsula is also applicable)
- The Workwall Credenza for Media with Open and Drawers provides support for a Fixed Meeting Peninsula
- The Fixed Meeting Peninsula provides mounting for a TV Stand Meeting Peninsula with TV Monitor Stand Mount

how to specify expansion casegoods – standard products

Step 1: Select Returns, Credenzas, Desks, Tables & Supports

A broad selection of returns, credenzas, desks, tables and support components are available

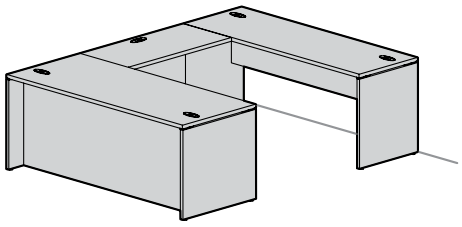

Step 2: Select Mounted Storage & Accessories

A broad range of mounted storage products are available to complement a station

- Three mounting styles are allowed:
  - Freestanding Mounted Storage
  - Wall Panel Mounted
  - Wall-Mounted (directly on building wall)

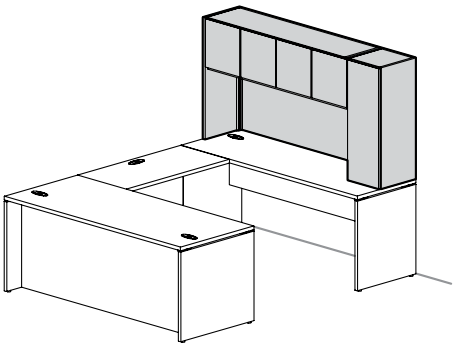

Freestanding Mounted Storage Style

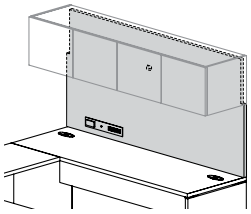

Wall Panel Mounted Style

- Can be specified with a Wall Panel for Overhead Cabinet (mandatory) and Overhead Cabinet

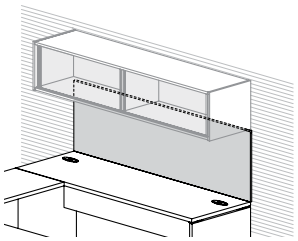

Wall-Mounted Style

- Can be specified with a Wall-Mounted Tackboard (optional)

Step 3: Select Freestanding Storage & Accessories

A broad range of freestanding storage products are available to complement a station

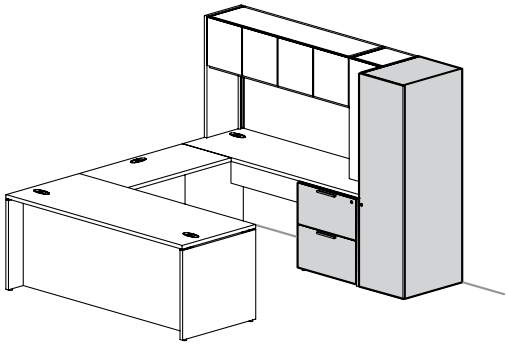

Step 4: Select Lighting, Electrics & Communications

Integrated wire management capabilities offer easy user access and clean aesthetics. Other components are available in the Ligthing, Electrics & Communications section

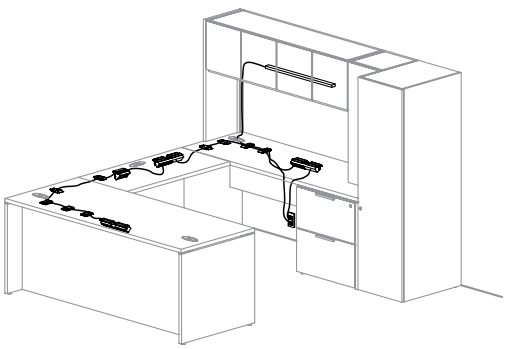

how to specify expansion casegoods – fixed-height multi-level workstation (continued)

Step 1: Select Secondary Desks, Worksurfaces for Secondary Desks & Supports or select Mid-Height Credenza for Fixed Worksurface, Fixed Worksurfaces – Mid-Height & Supports

Secondary Desks:

- High (Shown) or Low Secondary Desk can be specified
- Four worksurfaces are available for Secondary Desks:
  - Run-Off Worksurface – High (Shown) or Low Secondary Desk
  - Overlapping Bridge connected to a U-Shape desk– High or Low Secondary Desk
  - Run-Off Worksurface with End Support – Low Secondary Desk
  - Overlapping Bridge with End Support – Low Secondary Desk

Workwall Credenza:

- Two Workwall Credenza can be specified:
  - Mid-Height Credenza for Fixed Worksurface – Open and Drawers
  - Mid-Height Credenza for Fixed Worksurface – Open Combo
- Two worksurfaces are available for Mid-Height Credenza:
  - Fixed Run-Off – Mid-Height
  - Fixed Extended Tapered Peninsula – Mid-Height
- Supports and modesty panels can be selected in the Desk Accessories section

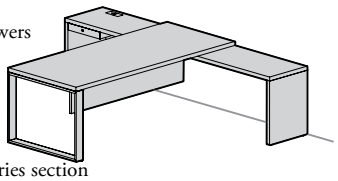

Step 2: Select Wall Panels (If Applicable)

Seven Wall Panel styles are available and can be installed on High (Shown) or Low Secondary Desk:

- Wall Panel for Overhead Cabinet (Shown)
- Wall Panel for Overhead Cabinet & Shelf
- Wall Panel (Shown)
- Wall Panel for Solid Shelves
- Wall Panel for Media
- Wall Panel for Media & Shelves
- Wall Panel for Metal Accessory Shelves

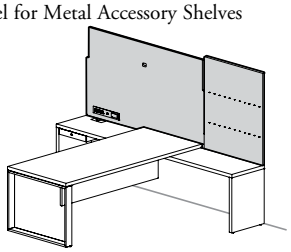

Step 3: Select Mounted Storage & Accessories

A broad range of mounted storage products are available to complement a station

- Five styles are available:
  - Overhead Cabinet mounted on Wall Panel
  - Solid Shelf mounted on Wall Panel
  - Tackboard and Whiteboard mounted on Wall Panel
  - Overhead Cabinet mounted on building wall
  - Towers mounted on High (Shown) or Low Secondary Desk

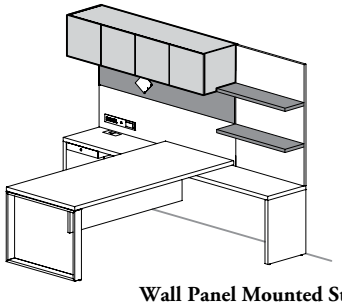

Wall Panel Mounted Style
- Can be specified with a Overhead, Double Overhead or shelf

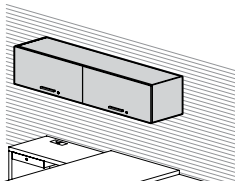

Wall-Mounted Style
- Can be specified with a Overhead or a Double Overhead

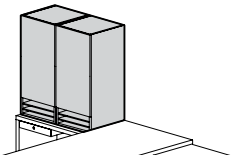

Mounted Tower Style
- Towers can be mounted on High (Shown) or Low Secondary Desk

Step 4: Select Storage for Secondary Desk

A selection of Storage for High (Shown) or Low Secondary Desks are available to complement a station and to provide enough support

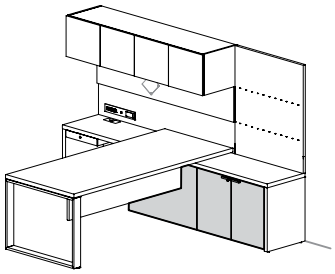

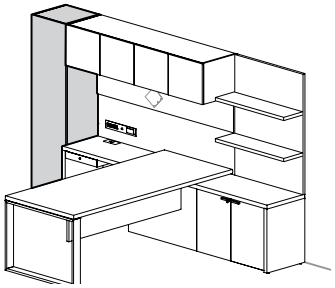

Step 5: Select Towers

Several freestanding Towers styles are available providing additional storage to a station

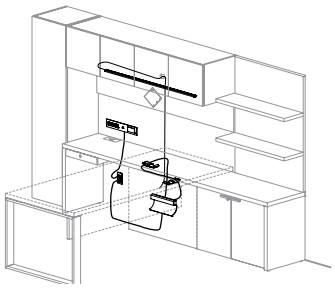

Step 6: Select Lighting, Electrics & Communications

Integrated wire management capabilities offer easy user access and clean aesthetics. Other components are available in the Ligthing, Electrics & Communications section

how to specify expansion casegoods – height-adjustable multi-level workstation (continued)

Step 1: Select Secondary Desks or Mid-Height Credenza for Height-Adjustable Worksurfaces, Height-Adjustable Worksurfaces & Modesty Panels

- Three Secondary Desks (High or Low (Shown)) or four Mid-Height Credenza for Height-Adjustable Worksurfaces are available:
  - Secondary Desk – Height-Adjustable Run-Off or U-Shape
  - Secondary Desk – Height-Adjustable Peninsula
  - Secondary Desk – Height-Adjustable L-Shape Worksurface (Shown)
  - Mid-Height Credenza for Height-Adjustable Run-Off – Open and Drawers
  - Mid-Height Credenza for Height-Adjustable Peninsula – Open and Drawers
  - Mid-Height Credenza for Height-Adjustable Run-Off – Open Combo
  - Mid-Height Credenza for Height-Adjustable Peninsula – Open Combo
- Four height-adjustable worksurfaces are available for Secondary Desks or Mid-Height Credenza: – Height-Adjustable Run-Off
  - Height-Adjustable Peninsula
  - Height-Adjustable L-Shape Worksurfaces (Shown)
  - Height-Adjustable Desk for U-Shape Workstation
- Modesty panels can be selected in the Desk Accessories section

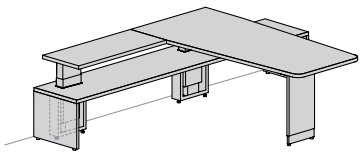

Step 2: Select Wall Panels (If Applicable)

Seven Wall Panel styles are available and can be installed on High or Low (Shown) Secondary Desk:

- Wall Panel for Overhead Cabinet (Shown)
- Wall Panel for Overhead Cabinet & Shelf
- Wall Panel (Shown)
- Wall Panel for Solid Shelves
- Wall Panel for Media
- Wall Panel for Media & Shelves
- Wall Panel for Metal Accessory Shelves

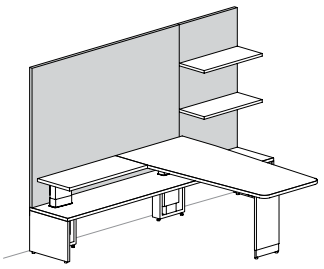

Step 3: Select Mounted Storage & Accessories

A broad range of mounted storage products are available to complement a station

- Five styles are available:
  - Overhead Cabinet mounted on Wall Panel
  - Solid Shelf mounted on Wall Panel
  - Tackboard and Whiteboard mounted on Wall Panel
  - Overhead Cabinets mounted on building wall
  - Towers mounted on High or Low (Shown) Secondary Desk

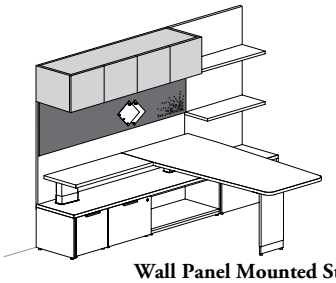

Wall Panel Mounted Style
- Can be specified with a Overhead Cabinet

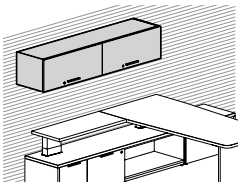

Wall-Mounted Style
- Can be specified with a Overhead Cabinet

Step 4: Select Storage for Secondary Desk

A selection of Storage for High (Shown) or Low Secondary Desks are available to complement a station and to provide enough support

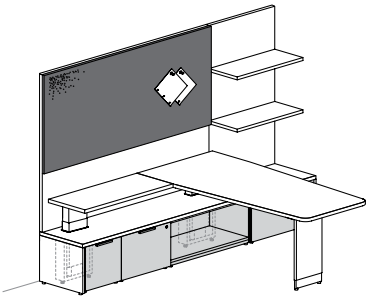

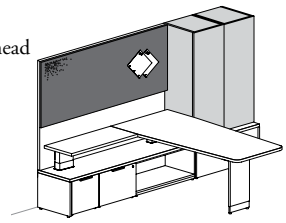

Mounted Tower Style
- Can be specified with Open or Full Door Mounted Towers for High or Low (Shown) Secondary Desk

Step 5: Select Towers

Several freestanding Towers styles are available and providing additional storage to a station

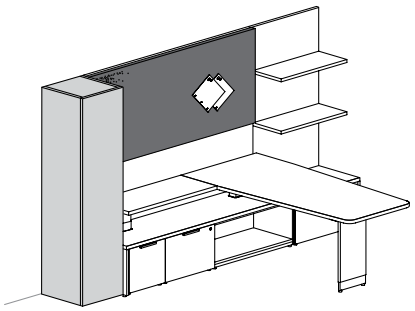

Step 6: Select Lighting, Electrics & Communications

Integrated wire management capabilities offer easy user access and clean aesthetics. Other components are available in the Ligthing, Electrics & Communications section

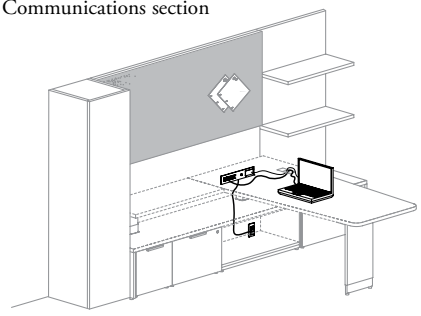

introduction

xpress program

what is xpress

Teknion's Xpress Program is designed to offer expedited shipment to a large base of teknion customers needing delivery in an abbreviated time frame. Products that are available through *Teknion's Xpress Program* will include this **Xpress** .

order information

Orders received before 12:00 pm eastern standard/eastern daylight savings time will be processed on that same day. Orders received after 12:00 pm eastern standard/eastern daylight savings time will be processed on the next business day.

Teknion's Xpress Program is not intended to replace our standard product lead time. For this reason, the following guidelines are in effect:

1. Quantities may be limited on individual items based on product availability. XPRESS PRODUCT PROGRAM

XPRESS PRODUCT MAP	PROGRAM	ORDER DETAILS	NOTES
EXPANSION CASEGOODS	5-day Program*	Maximum $75,000 list	See Product Map for details
EXPANSION CASEWORK+	10-day Program*	Maximum $30,000 list	See Product Map for details
EXPANSION DESKING	5-day Program*	Maximum $75,000 list	See Product Map for details
EXPANSION LEARNING	5-day Program*	Maximum $50,000 list	See Product Map for details
COMPLEMENTS	5 or 10-day Program*	See Product Map for details	Excluded: Flintwood and Natural Veneer Full Knife Edge
SEATING	5 or 10-day Program*	See Product Map for details	See Product Map for details
DISTRICT	10-day Program*	Maximum $200,000 list or 25 units of any single products	Excluded: Flintwood, Natural Veneer for Worksurfaces, Screens, Fascias and Storage Full Knife Edge on Worksurfaces
DISTRICT STORAGE	10-day Program*	Maximum $200,000 list or 50 units	Excluded: Flintwood and Natural Veneer Backpainted Glass
FILING & STORAGE	10-day Program*	Maximum 50 units	Excluded: Flintwood Fronts District Handles
LEVERAGE	10-day Program*	Maximum: $200,000 list or 25 units of any single products or 50 units of storage	Excluded: Flintwood and Natural Veneer
ALTOS	10-day Program*	Maximum $75,000 list	See Product Map for details
TEK VUE	10-day Program*	Maximum $150,000 list	See Product Map for details

* 5-10 days refers to manufactured days. Refer to the Teknion Lead Time Sheet published on MyTeknion for the current manufacturing information.

2. Orders can only be accepted with Xpress fabrics, finishes and available sizes.
3. Orders must be submitted via the Order Submission application on OnePlace.

changes and cancellations

No changes or cancellations are accepted on Xpress orders.

terms and conditions

All other terms and conditions of sale are available online at **www.teknion.com**.

Not all products are available through *Teknion's Xpress Program*. Refer to the specification software or product maps for complete product offering. Product Maps are available online at **Xpress Product Maps**.

index

Section Contents	Product Code	Page No.
WHAT IS EXPANSION CASEGOODS		
Expansion casegoods workstation typicals		6
How to specify expansion casegoods		10
INTRODUCTION		
Xpress Program		15
APPLICATION GUIDES		
PRECONFIGURED DESKS		
Standard preconfigured desk basics		28
Executive preconfigured desk basics		30
Planning with preconfigured desks		32
Modesty panels for executive desks		33
Preconfigured desk finishes		35
Lock chart – preconfigured desk		34
Grain direction/user edge – preconfigured desk		37
RETURNS & CREDENZAS		
Return basics		40
Credenza basics		42
Filing drawer capacities – returns & credenzas		44
Planning with returns		45
Planning with credenzas		46
Product offering – returns		47
product offering – credenzas		48
Lock chart – returns		50
Lock chart – credenzas		51
Return & credenza finishes		53
Grain direction/user edge – returns & credenzas		54
DESKS		
Desk basics		58
Gables & equivalent supports – desks		62
Modesty panel basics		64
Planning with rectangular worksurfaces		66
Desk edge trim styles overview		68
Desk finishes		69
Grain direction/user edge – desks		69
MULTI-LEVEL WORKSTATIONS		
Fixed-Height Configuration		
Understanding multi-level workstations		80
Table/fixed-height desk basics		86
Primary desk for U-shape configuration basics		88
Understanding multi-level workstations – fixed-height worksurfaces with workwall storage		90
Full-modesty fixed run-off – offset base basics		92
Planning with full-modesty fixed run-off – offset base		94
Fixed-height cantilever run-off basics		96
Planning with fixed-height cantilever run-off		99
Fixed worksurfaces – mid-height basics		101
Supporting applications for fixed worksurfaces – mid-height		104
Planning with fixed worksurfaces – mid-height		105
High secondary desk basics		108
Run-off & high secondary desk basics		109
Overlapping bridge & high secondary desk basics		110
Low secondary desk basics		111
Run-off & low secondary desk basics		112
Overlapping bridge & low secondary desk basics		114
Run-off worksurface support applications		115
Planning with fixed-height worksurfaces		116
Fixed-height worksurface finishes		117
Height-Adjustable Configuration		
Understanding height-adjustable worksurfaces		120
Understanding mounting styles for height-adjustable worksurfaces		132
Height-adjustable desk & worksurface components		136
Switches		143
Height-adjustment ranges		144
Clearances with overhead cabinets or shelves		147
Powerbar applications		148
Height-adjustable desk basics		150
Height-adjustable L-shape desk basics		151
Full-modesty height-adjustable worksurface basics		152
Planning with full-modesty height-adjustable worksurfaces		156
Height-adjustable cantilever run-off basics		158
Planning with height-adjustable cantilever run-off		161
Height-adjustable rectangular worksurface – run-off basics		162
Height-adjustable peninsula basics		164
Height-adjustable L-shape worksurface basics		166
Height-adjustable desk for U-Shape workstation basics		168
Planning with height-adjustable worksurfaces		169
Secondary desk basics		175
Planning with secondary desks		176
Height-adjustable worksurface finishes		178
Worksurface grommet, cut-out & monitor arm applications		182
Planning with multi-level workstations – worksurface grommet or cut-out positions		183
Edge trim styles overview – multi-level workstations		196
Grain direction/user edge – multi-level workstations		198
DESK ACCESSORIES		
Understanding desk accessories		203
Modesty panel basics		204
Planning with modesty panels		205
Support basics		210
Worksurface edge screen basics		214
Planning with worksurface edge screens		215
Desk screen basics		217
Planning with desk screens		218
Personal screen – felt basics		221
Stow[away] drawer basics		222
Planning with Stow[away] drawer		223
Multi-functional drawer basics		225
Planning with multi-functional drawer		226

index

Section Contents	Product Code	Page No.
Desk accessory complement basics		227
MOUNTED STORAGE & ACCESSORIES		
Hutch basics		238
Planning with hutches		240
Accessories – hutches		242
Hutch accessory compatibility chart		243
Product offering – hutches		244
Lock chart – hutches		245
Hutch finishes		247
Grain direction – hutches		247
Understanding mounted towers for secondary desks		248
Mounted tower for secondary desk basics		249
Interior clearance & datum line for mounted towers		251
Planning with mounted tower for secondary desks		254
Product offering – mounted towers		256
Lock chart – mounted towers		257
Mounted tower finishes		258
Grain direction – mounted towers		258
Standard & double overhead cabinet basics		259
Wall-mounted applications – standard & double overhead cabinets		261
Wall panel mounted applications – standard & double overhead cabinets		263
Accessories – standard & double overhead cabinets		264
Product offering – standard & double overhead cabinets		265
Lock chart – standard & double overhead cabinets		267
Standard & double overhead cabinet finishes		269
Grain direction – standard & double overhead cabinets		271
Understanding wall-mounted panels		272
Wall panel alignments overview		274
Wall-mounted tackboard basics		276
Wall panel basics		277
General applications – wall panels		281
Planning with wall panel for overhead cabinet		285
Planning with wall panel for overhead cabinet & shelf		288
Planning with wall panel for solid shelves		290
Planning with wall panel for media		293
Planning with wall panel for media & shelves		294
Planning with wall panel for metal accessory shelves		296
Solid shelf & solid display shelf for wall panel basics		299
Metal accessory shelves for wall panel basics		301
Side filler for wall panel basics		302
Tackboard & markerboard – wall panel mounted basics		303
Planning with tackboard & markerboard – wall panel mounted		304
Wall panel & accessory finishes		305
Fabric directional guidelines		306
FREESTANDING STORAGE & ACCESSORIES		
Freestanding storage basics		312
Pedestal basics		314
Lateral file basics		316
Storage cabinet basics		317
28" high freestanding storage compatibility		318
Mid-height freestanding storage basics		319
Mid-height credenza drawer widths		320
Filing drawer capacities – mid-height credenza		322
Planning with mid-height freestanding storage		326
Tower basics		328
Interior clearance & datum line for towers		330
Planning with towers		335
Storage unit basics		336
Storage unit door & drawer widths		338
Filing drawer capacities – laminate freestanding storage		339
Filing drawer capacities – metal freestanding storage		341
Bookcase basics		342
Accessories – freestanding storage		343
Product offering – freestanding storage		344
Lock chart – freestanding storage		348
Freestanding storage finishes		352
Grain direction – freestanding storage		354
WORKWALL STORAGE		
Understanding workwall modules for cantilever run-off		360
Understanding workwall kneespace modules		361
Workwall modules for cantilever run-off components		364
Workwall modules for cantilever run-off basics		366
Workwall kneespace module components		367
Workwall kneespace module basics		370
Workwall kneespace module removable front panel widths		373
Understanding workwall bookcases – mid – 21" h		378
Workwall bookcase – mid – 21" h components		380
Workwall bookcase – mid – 21" h basics		381
Open compartment widths – workwall bookcase – mid – 21" h		383
Interior clearance – workwall bookcase – mid – 21"		384
Planning with workwall modules & workwall credenzas for height-adjustable cantilever run-off – mid – 21" h		385
Planning with workwall kneespace modules & workwall bookcases – mid – 21" h		386
Workwall storage – integral top – 29" h basics		388
Workwall cabinet & stretch pedestal – mid – 21" h basics		391
Interior clearance – workwall cabinet – mid – 21" h		392
Understanding workwall credenzas – mid – 21" h		393
Workwall credenza – mid – 21" h components		397
Workwall credenza – mid – 21" h basics		400
Workwall credenza – height-adjustable cantilever run-off – mid – 21" h basics		403
Workwall credenzas for fixed or height-adjustable worksurfaces – drawer widths		405
Interior clearance – workwall credenza – mid – 21" h		416
Filing drawer capacities – workwall credenzas – mid – 21" h for fixed or height-adjustable worksurfaces		417

index

Section Contents	Product Code	Page No.
Planning with workwall credenzas – mid – 21" h for fixed or height-adjustable worksurfaces		418
Product offering – workwall storage		419
Lock chart – workwall storage		422
Connecting devices – workwall storage		425
Workwall storage finishes		426
Grain direction – workwall storage		428
STORAGE FOR SECONDARY DESKS		
Storage for secondary desk basics		432
Filing drawer capacities – Lateral file for secondary desk – center position		440
Filing drawer capacities – Lateral file for secondary desk – end position – 1 3/16" worksurface thickness		441
Filing drawer capacities – Lateral file for secondary desk – end position – 1 9/16" worksurface thickness		442
Planning with storage for secondary desks		443
Product offering – storage for for secondary desks		444
Lock chart – storage for for secondary desks		446
Interior clearance – storage for for secondary desks		447
Storage for for secondary desks finishes		448
Grain direction – storage for for secondary desks		449
RECEPTION		
Understanding reception desks		453
Straight reception desk module basics		454
L-shaped reception desk module basics		456
U-shaped reception desk module basics		458
Reception desk module configurations		460
Main worksurface & return for reception desk configurations		461
Planning with reception desks		462
Reception desk element basics		464
Reception desk finishes		465
Grain direction/user edge – reception desks		467
MEETING TABLES		
Meeting table overview		476
Height-adjustable conference table basics		478
Height-adjustable meeting table basics		480
Conference table basics		482
Solid meeting table basics		483
Writable glass meeting table basics		484
Table Companion marker kit basics		485
Coffee table basics		486
User edges – meeting tables		490
Edge trim styles overview – meeting tables		488
Power & data basics		491
Table base dimensions		493
Meeting table configurations & supports		494
Accessories – meeting tables		499
Meeting table finishes		500
Understanding height-adjustable meeting peninsulas with workwall storage		504
Height-adjustable meeting peninsula components		505
Height-adjustment range – height-adjustable meeting peninsulas		507
Power & data management – height-adjustable meeting peninsulas		508
Height-adjustable meeting peninsula basics		511
Planning with height-adjustable meeting peninsulas		513
Understanding fixed meeting peninsulas		516
Fixed meeting peninsula components		518
Power & data management – fixed meeting peninsulas		519
Fixed meeting peninsula basics		520
Planning with fixed meeting peninsulas		522
Edge trim styles overview – height-adjustable & fixed meeting peninsulas		524
Planning with power module cut-outs – height-adjustable & fixed meeting peninsulas		525
Gable for meeting peninsula basics		528
Understanding media wall		529
Media wall components		530
Media wall & metal shelf for media wall basics		531
Planning with working datum heights – media wall		532
Planning with TV monitor mount – media wall		533
Planning with metal shelf – media wall		534
Power & data management – media wall		535
Planning with media wall		536
Grain/pattern direction – media wall & gable for meeting peninsulas		537
TV stand & metal shelf for TV stand basics		538
Planning with TV monitor mount – TV stand		539
Power & data management – TV stand & Metal shelf for TV stand		542
Height-adjustable or fixed meeting peninsulas & media wall finishes		543
LIGHTING, ELECTRICS & COMMUNICATIONS		
Lighting & supports for linear LED light basics		548
Power & data distribution		550
PRECONFIGURED DESKS		
Rectangular Desk with Double Pedestals – Box/Box/File and File/File	B_DRFS	568
Rectangular Desk with Single Pedestal	B_SRBS	570
Convex Desk with Double Pedestals – Box/Box/File and File/File	B_DCFS	572
Convex Desk with Single Pedestal	B_SCBS	574
Rectangular Executive Desk with Double Pedestals – Solid Modesty	B_XRLS	576
Rectangular Executive Desk with Single Pedestal – Solid Modesty	B_YRLS	578
RETURNS & CREDENZAS		
Return with Pedestal – Box/Box/File	B_JBL	584
Cross Grain Return with Pedestal – Box/Box/File	B_JBC	586
Return with Pedestal – File/File	B_JFL	588
Cross Grain Return with Pedestal – File/File	B_JFC	590
Return with Combo Pedestal	B_JCL	592
Cross Grain Return with Combo Pedestal	B_JCC	596
Return with Lateral File	B_JLL	598
Cross Grain Return with Lateral File	B_JLC	602

index

Section Contents	Product Code	Page No.
Credenza with Double Pedestals – File/File	B_ZPF	606
Credenza with Double Pedestals – Box/Box/File and File/File	B_ZPP	608
Credenza with Single Pedestal – Box/Box/File	B_ZUB	610
Credenza with Single Pedestal – File/File	B_ZUF	612
Credenza with Single Combo Pedestal	B_ZUC	614
Credenza with Single Lateral File	B_ZUL	616
Credenza with Doors	B_ZFS	618
Credenza with Doors and Drawers	B_ZFD	620
Credenza with Doors and Lateral File	B_ZFL	622
Credenza with Doors and Two Box/Box/File Pedestals	B_ZFDB	624
Credenza with Doors and Two File/File Pedestals	B_ZFDF	626
DESKS		
Convex Desk with Recessed Modesty – Full Gables	B_VF	633
Rectangular Desk with Recessed Modesty – Full Gables	B_RR	634
Rectangular Desk – Full Gables	B_RF	636
Rectangular Desk – Full and Half Gables	B_RS	638
Cross Grain Rectangular Desk – Full and Half Gables	B_RSC	640
Desk Return	B_RNL	642
Cross Grain Desk Return	B_RNC	643
Rectangular Desk – Half Gables	B_RH	644
Cross Grain Rectangular Desk – Half Gables	B_RHC	646
Corner Desk – Half Gable	B_CD	648
Extended Corner Desk – Full Gable	B_EC	650
Extended Corner Desk – Half Gable	B_ED	652
Extended D-Shaped Peninsula Desk with Half Modesty	B_PDW	654
Extended D-Shaped Peninsula Desk – Half Gables	B_PDH	656
D-Shaped Peninsula Desk with Half Modesty	B_BDF	658
D-Shaped Peninsula Worksurface	B_BWW	660
Extended P-Shaped Peninsula Desk with Half Modesty	B_EPW	662
Extended P-Shaped Peninsula Desk – Half Gables	B_EPH	664
P-Shaped Peninsula Desk with Half Modesty	B_PAF	666
Rectangular Peninsula Desk with Half Modesty	B_RDF	668
Rectangular Peninsula Worksurface	B_RPW	670
Cross Grain Rectangular Peninsula Worksurface	B_RPC	672
Rectangular Table	B_RTD	674
Rectangular Worksurface	B_RWL	676
Cross Grain Rectangular Worksurface	B_RWC	678
Rectangular Bridge	B_RBL	680
Cross Grain Rectangular Bridge	B_RB	681
Bridge Modesty Panel	BAMLB	682
MULTI-LEVEL WORKSTATIONS		
Table Desk – Open Frame Legs	B_MDWO	692
Table Desk – Frame Legs with Infill	B_MDWF	694
Table Desk with Full Modesty – Open Frame Legs	B_MFWO	696
Fixed-Height Desk – Bevel Bases	B_MDWB	698
Primary Desk for U-Shape Configuration	B_MDG	700
Primary Peninsula Desk for U-Shape Configuration	B_MDS	702
Full-Modesty Fixed Run-Off – Offset Base	BF_MR	704
Fixed-Height Cantilever Rectangular Run-Off	B_MCR	706
Fixed-Height Cantilever Wing Shape Run-Off	B_MCP	708
Fixed Run-Off – Mid-Height	BM_R	710
Fixed Extended Tapered Peninsula – Mid-Height	BM_EP	712
Run-Off Worksurface – High Secondary Desk	B_MHH	714
Run-Off with Glass Top – High Secondary Desk	BGMTH	716
Overlapping Bridge – High Secondary Desk	B_MBH	718
Run-Off Worksurface – Low Secondary Desk	B_MPL	720
Run-Off with Glass Top – Low Secondary Desk	BGMTL	722
Overlapping Bridge – Low Secondary Desk	B_MBL	724
Run-Off Worksurface with End Support – Low Secondary Desk	B_MPG	726
Overlapping Bridge with End Support – Low Secondary Desk	B_MBG	730
Secondary Desk	B_MSD	734
Height-Adjustable Desk – Bevel Bases	BH_FB	738
Height-Adjustable L-Shape Desk – Bevel Bases	BH_LD	740
Height-Adjustable L-Shape Corner Desk – Bevel Base	BH_LC	746
Height-Adjus. L-Shape Peninsula Desk – Bevel Post Leg	BH_B	752
Full-Modesty Height-Adjustable Desk – Offset Bases	BF_F	756
Full-Modesty Height-Adjustable Run-Off – Offset Base	BF_R	760
Full-Modesty Height-Adjustable Extended Run-Off – Offset Base	BF_E	764
Full-Modesty Height-Adjustable L-Shape Run-Off – Offset Base	BF_L	768
Full-Modesty Height-Adjustable Desk for U-Shape Workstation – Offset Bases	BF_U	784
Height-Adjustable Cantilever Rectangular Run-Off	BH_CR	792
Height-Adjustable Cantilever Wing Shape Run-Off	BH_CP	794
Height-Adjustable Rectangular Worksurface	BH_RL	796
Cross Grain Height-Adjustable Rectangular Works.	BH_RC	798
Height-Adjustable Run-Off – Bevel Base	BH_RB	800
Height-Adjustable Run-Off with Glass Top – Bevel Base	BHGRB	802
Height-Adjustable Peninsula – Bevel Post Leg	BH_RP	804
Height-Adjustable Tapered Peninsula – Bevel Post Leg	BH_TP	806
Height-Adjustable Extended Tapered Peninsula – Bevel Post Leg	BH_PE	808
Height-Adjustable L-Shape Run-Off – Bevel Base	BH_LB	810
Height-Adjustable L-Shape Peninsula – Bevel Post Leg	BH_L	822
Height-Adjustable L-Shape Tapered Peninsula – Bevel Post Leg	BH_LT	838
Height-Adjustable Desk for U-Shape Workstation – Bevel Bases	BH_UB	850
Secondary Desk – Height-Adjustable Run-Off or U-Shape	BH_SR	858
Secondary Desk – Height-Adjustable Peninsula	BH_SB	862
Secondary Desk – Height-Adjustable L-Shape Worksurface	BH_SL	866
DESK ACCESSORIES		
Suspended Modesty Panel – Solid	BASML	880
Suspended Modesty Panel – Glass	BASMG	882

index

Section Contents	Product Code	Page No.
Suspended Modesty Panel – Metal	BASMM	884
Suspended Modesty Panel – Felt	BASME	886
Suspended Modesty Panel for Cantilever Run-Off – Solid	BASMCL	888
Suspended Modesty Panel for Cantilever Run-Off – Glass	BASMCG	890
Peninsula Modesty Panel – Solid	BAMPL	892
Peninsula Modesty Panel – Metal	BAMPM	893
Semi-Supported Gable with Spacers – Solid	BWGG	894
Semi-Supported Leg – Solid	BWGL	895
Frame Leg – Open	BWWO	896
Frame Leg – Full Infill	BWWF	897
Fixed-Height Bevel Base – Solid End Panel	BWWB	898
Fixed-Height Bevel Post Leg	BWBL	899
Elliptical Base	BWEB	900
Central Square Post Leg	BWSQ	901
Column Leg	BWSC	902
Angular Leg	BWAL	903
Blade Leg	BWSLB	904
Worksurface Edge Screen – Solid	BASWL	906
Worksurface Edge Screen – Glass	BASWG	907
Desk Screen – Fabric	BASFF	908
Desk Screen – Glass	BASFG	909
Personal Screen – Felt	BAPSE	910
Stow[Away] Drawer	BADF	911
Multi-Functional Drawer	BADMF	912
Accessories	BRAX	913
Box Drawer Organizer	BAWO	914
Lateral Worksurface Organizer	BALWO	915
Retractable Keyboard Shelf	RAKB	917
Metal Bookends	BABE	916
Seat Cushion – Fabric	BASFC	918
Seat Pad – Felt	BASEP	920
MOUNTED STORAGE & ACCESSORIES		
Standard Hutch – Solid Hinged Doors	B_HCL	930
Standard Hutch – Glass Hinged Doors	B_HCG	932
Standard Hutch – Solid Flipper Door(s)	B_HFL	934
Standard Hutch – Open	B_HO	936
Double Tower Hutch – Solid Doors	B_TLL	938
Single Tower Hutch – Solid Doors	B_ELL	940
Tackboard – Hutch Mounted	BOTB	942
Glass Makerboard – Hutch Mounted	BOTM	943
Tool Rail	BOTR	944
Top for Hutch	B_HT	945
Tower with Full Solid Door – Low Secondary Desk Mounted	BRLL	946
Tower with Full Glass Door – Low Secondary Desk Mounted	BRLG	948
Open Tower – Low Secondary Desk Mounted	BRLO	950
Tower with Full Solid Door – High Secondary Desk Mounted	BRHL	952
Tower with Full Glass Door – High Secondary Desk Mounted	BRHG	954
Open Tower – High Secondary Desk Mounted	BRHO	956
Overhead Cabinet – Solid Hinged Doors	BOSH	958
Overhead Cabinet – Glass Hinged Doors	BOGH	960
Overhead Cabinet – Solid Flipper Door(s)	BOSF	962
Overhead Cabinet – Solid Sliding Doors	BOSS	964
Overhead Cabinet – Sliding Glass Doors	BOGS	966
Overhead Cabinet – Solid Overlay Sliding Door	BOSOS	968
Overhead Cabinet – Glass Overlay Sliding Door	BOSOG	970
Overhead Cabinet – Open	BOCOL	972
Double Overhead Cabinet – Solid Hinged Doors	BODSH	974
Double Overhead Cabinet – Glass Hinged Doors	BODGH	976
Double Overhead Cabinet – Solid Overlay Sliding Door	BODSS	978
Double Overhead Cabinet – Glass Overlay Sliding Door	BODGS	980
Double Overhead Cabinet – Open	BODOL	982
Top for Overhead Cabinet	B_OT	983
Wall-Mounted Tackboard – Fabric	BOWF	984
Wall-Mounted Tackboard – Felt	BOWE	986
Wall Panel for Overhead Cabinet	B_WCC	988
Wall Panel for Overhead Cabinet and Shelf	B_WCO	992
Wall Panel	B_WAA	998
Wall Panel for Solid Shelves	B_WOO	1004
Wall Panel for Media	B_WMD	1010
Wall Panel for Media and Shelves	B_WMO	1012
Wall Panel for Metal Accessory Shelves	B_WMM	1014
Solid Shelf for Wall Panel	BAWSS	1016
Solid Display Shelf for Wall Panel	BAWDS	1018
Metal Accessory Shelf for Wall Panel	BBAMS	1019
Side Filler for Wall Panel	BAWPF	1020
Fabric Tackboard – Wall Panel Mounted	BAWAT	1022
Felt Tackboard – Wall Panel Mounted	BAWAE	1028
Glass Makerboard – Wall Panel Mounted	BAWAM	1030
Tray for Markerboard	BACT	1034
Marker Holder for Markerboard	BACMT	1035
Rare Earth Magnet Kit	BAREM	1036
FREESTANDING STORAGE & ACCESSORIES		
Metal Pedestal	BSNS	1046
Mobile Metal Pedestal	BSNM	1048
Pedestal	BSPSS	1050
Mobile Pedestal	BSPMS	1052
Mobile Pedestal with Seat Cushion	BSMCS	1054
Suspended Pedestal	BSPUS	1056
Metal Combo Pedestal	BSNCP	1058
Combo Pedestal	BSCPS	1060
Metal Lateral File	BSNLF	1062
Lateral File	BSLFS	1064
Storage Cabinet – Solid Doors	BSCDS	1066
Storage Cabinet – Glass Doors	BSCDGS	1070

index

Section Contents	Product Code	Page No.
Storage Cabinet with Drawer(s)	BSCC	1072
Underworksurface Bookcase	BSUOB	1074
Mid-Height Stretch Pedestal	BSMPS	1076
Mid-Height Credenza – Open and Drawers	BSMFL	1078
Open Tower	BCFSO	1080
Tower with Full Solid Door	BFRL	1082
Tower with Full Glass Door	BFRG	1084
Tower with Drawers – Solid Door	BFDS	1086
Tower with Drawers – Open Shelves	BFDOS	1088
Half Wardrobe Filing Cabinet	BSWFS	1090
Half Wardrobe Unit with Drawers – Open Shelves	BSCWOS	1092
Half Wardrobe Unit with Drawers – Solid Doors	BSCWS	1096
Half Wardrobe Unit with Drawers – Glass Door	BSCWG	1100
Storage Unit – Solid Doors	BSUS	1106
Storage Unit – Open Shelves	BSUOS	1108
Storage Unit – Glass Doors	BSUG	1110
Storage Unit with Wardrobe – Solid Doors	BSWUS	1114
4-Door Storage Cabinet – Solid Doors	BSDS	1116
4-Door Storage Cabinet – Glass Doors	BSDG	1118
Wardrobe Cabinet – Solid Doors	BSWCS	1120
Wardrobe Cabinet – Glass Doors	BSWCG	1122
Storage Mounted Bookcase	BSSS	1124
Bookcase	BSOB	1126
Hang-On Kit	BXHK	1128
Top for Metal Storage	B_NSTR	1129
Top for Solid Storage	B_STR	1130
Shelf for Storage Cabinet	BSHS	1132
Shelf for Tower	BSHT	1133
Shelf for Bookcase (1-in)	BSHB	1134
Hanging File Bar	RSLB	1135
Metal Storage Accessories	RBNSA	1136
Locks and Keys	K	1137
Set of Keys Alike	SOKL	1138
WORKWALL STORAGE		
Workwall Module – Height-Adjustable Cantilever Run-Off	BHKHC	1146
Workwall Module – Fixed-Height Cantilever Run-Off	BHKFC	1147
Workwall Kneespace Module – Height-Adjustability	BHKHW	1148
Workwall Kneespace Module – Full-Modesty Height-Adjustable Run-Off	BHKHM	1149
Workwall Kneespace Module – Full-Modesty Height-Adjustable Extended or "L" Run-Off	BHKHL	1150
Workwall Kneespace Module – Height-Adjustability and Fixed Worksurface	BHKHF	1153
Workwall Kneespace Module – Fixed Worksurface	BHKFW	1154
Workwall Kneespace Module – Full-Modesty Fixed Run-Off	BHKFR	1155
Workwall Bookcase – Mid – 21" h	BSMO	1156
Workwall Bookcase – Fixed Worksurface – Mid – 21" h	BSMOBW	1157
Workwall Bookcase – Height-Adjustable Worksurface – Mid – 21" h	BSMOBH	1158
Workwall Bookcase – Integral Top – 29" h	BSOBT	1160
Workwall Bookcase – Integral Top – 29" h – Cross Grain	BSOBC	1162
Workwall Cabinet – Mid – 21" h	BSMD	1164
Workwall Cabinet – Integral Top– 29" h	BSCT	1166
Workwall Cabinet – Integral Top– 29" h – Cross Grain	BSDC	1168
Workwall Lateral Files – Integral Top – 29" h	BSLFT	1170
Workwall Lateral Files – Integral Top – 29" h – Cross Grain	BSLFC	1172
Workwall Stretch Pedestal – Mid – 21" h	BSMSSP	1174
Workwall Stretch Pedestal – Integral Top – 29" h	BSPT	1176
Workwall Stretch Pedestal – Integral Top – 29" h – Cross Grain	BSPC	1178
Workwall Credenza with Cabinet and Drawers – Mid – 21" h	BSMCD	1180
Workwall Credenza with Open and Drawers – Mid – 21" h	BSMOD	1182
Workwall Credenza with Open and Drawers – Fixed Worksurface – Mid – 21" h	BSMWL	1184
Workwall Credenza with Open and Drawers – Height-Adjustable Run-Off – Mid – 21" h	BSMLHR	1186
Workwall Credenza with Open and Drawers – Height-Adjustable Peninsula – Mid – 21" h	BSMHDP	1188
Workwall Credenza with Open and Combo – Fixed Worksurface – Mid – 21" h	BSMCFW	1190
Workwall Credenza with Open and Combo – Height-Adjustable Run-Off – Mid – 21" h	BSMCHR	1194
Workwall Credenza with Open and Combo – Height-Adjustable Peninsula – Mid – 21" h	BSMHCP	1198
Workwall Credenza with Drawers – Height-Adjustable Run-Off – Mid – 21" h	BSMCHC	1202
Workwall Credenza with Cabinet and Drawers – Height-Adjustable Run-Off – Mid – 21" h	BSMHLC	1204
Workwall Credenza for Media with Open and Drawers – Mid – 21" h	BSMDOD	1206
STORAGE FOR SECONDARY DESKS		
Stretch Pedestal – Secondary Desk	BSSP	1210
Lateral File – Secondary Desk	BSSL	1212
Bookcase – Secondary Desk	BSSO	1214
Storage Cabinet – Secondary Desk	BSSD	1216
Multi-Functional Storage – Secondary Desk	BSSM	1218
Recycling/Waste Cabinet – Secondary Desk	BSSRW	1220
Open Section Cover – Secondary Desk	BSSCM	1222
RECEPTION		
Reception Desk Module – Straight	B_CRF	1226
Reception Desk Module – L-Shaped	B_CRL	1228
Reception Desk Module – U-Shaped	B_CRU	1236
Main Worksurface with Two Gables – Reception Desk	B_CWG	1298
Main Worksurface with One Gable – Reception Desk	B_CWL	1302
Main Worksurface – Reception Desk	B_CWU	1306

index

Section Contents	Product Code	Page No.
Cross Grain Return – Reception Desk	B_CWR	1310
Reception Desk Element – Tackboard	BCAT	1312
MEETING TABLES		
Height-Adjustable Conference Table – Panel Bases	BC_CHP	1322
Rectangular Conference Table – Panel Bases	BC_CRP	1326
Rectangular Conference Table – Cubic Bases	BC_CRK	1330
Rectangular Conference Table – Blade Legs	BC_CRLB	1332
Rectangular Conference Table – Blade T-Legs	BC_CRTB	1334
Workshop Conference Table	BC_CWA	1336
Boat Conference Table – Panel Bases	BC_CBP	1340
Boat Conference Table – Cubic Bases	BC_CBK	1342
Video Conference Table – Panel Bases	BC_CVP	1344
Height-Adjustable Meeting Table – Bevel Bases	BC_MHRB	1346
Rectangular Meeting Table – Panel Bases	BC_MRP	1348
Rectangular Meeting Table – Blade Legs	BC_MRLB	1350
Rectangular Meeting Table – Blade T-Legs	BC_MRTB	1352
Rectangular Team Table – Blade T-Legs	BC_TRTB	1354
Workshop Meeting Table	BC_MWA	1356
Boat Meeting Table – Panel Bases	BC_MBP	1358
Boat Meeting Table – Blade T-Legs	BC_MBTB	1360
Diamond Meeting Table – Blade T-Legs	BC_MPLB	1362
Round Meeting Table – Cubic Base	BC_MOK	1364
Round Meeting Table – Blade Legs	BC_MOLB	1366
Round Meeting Table – Blade Star Base	BC_MOSB	1368
Round Meeting Table – Four-Point Base	BC_ROF	1369
Square Meeting Table – Cubic Base	BC_MSK	1370
Square Meeting Table – Blade Legs	BC_MSLB	1372
Square Meeting Table – Blade Star Base	BC_MSSB	1374
Square Meeting Table – Four-Point Base	BC_MSF	1375
Height-Adjustable Rectangular Meeting Peninsula	B_HRW	1376
Height-Adjustable D-Shape Meeting Peninsula	B_HDW	1382
Height-Adjustable Tapered Meeting Peninsula	B_HBW	1386
Height-Adjustable Diamond Meeting Peninsula	B_HPW	1390
Fixed Rectangular Meeting Peninsula	BC_FR	1394
Fixed D-Shape Meeting Peninsula	BC_FD	1400
Fixed Tapered Meeting Peninsula	BC_FT	1406
Fixed Diamond Meeting Peninsula	BC_FP	1412
Gable for Fixed Meeting Peninsula	BC_G	1416
Media Wall	BCMW	1417
Metal Shelf – Media Wall	BCSMW	1418
TV Stand – Meeting Peninsula	BCTV	1419
Metal Shelf – TV Stand	BCSTV	1420
Rectangular Writable Glass Meeting Table – Blade Legs	BCGRLB	1422
Rectangular Writable Glass Meeting Table – Blade T-Legs	BCGRTB	1424
Square Writable Glass Meeting Table – Blade Star Base	BCGSSB	1426
Table Companion Market Kit	BAMHK	1427
Dry-Erase Pads for Companion Marker Holder	BAME	1428
Coffee Table	BC_CT	1429
Wall-Mounted Whiteboard	BAWW	1430
Wall-Mounted Glass Markerboard	BAWMG	1431
Blade T-Leg	BWTTB	1434
Blade Star Base	BWTSB	1435
Four-Point Base	BWFP	1436
LIGHTING, ELECTRICS & COMMUNICATIONS		
Linear LED Light	BLEDD	1443
Support for Linear LED Light – Wall Panel	BLEDW	1444
Support for Linear LED Light – Overhead	BLEDS	1445
Tangent Undercabinet Light	BLYTU	1446
Plug-In Power Bar	BLPP	1447
Data Box	BLDB	1448
Single Wire Management Clips	BLWC	1449
Dual Wire Management Clips	BLDWC	1449
Power Qube	BEEPC One Table One Plug	1450
Power/Data Center	BLMC	1451
Power Pill	BLEPP	1452
Linear Power Module	BLELP	1453
Power Tray	BLEPT	1454
Cable Tray	BLCT	1455
Wrap Around Cable Manager	BLWAC	1456
Floor Cable Cover – Meeting Table	BLFCM	1457
Duo Grommet – Square	BLGQX	1458
Rectangular Grommet	BLGC	1459
Elliptical Grommet	BLGE	1460
Dual USB Charging Outlet	BLUSB	1461
USB/Data Faceplate Kit	BLAO	1462
Faceplate	BLECF	1463

application guide

application guide

PRECONFIGURED DESKS 27

RETURNS & CREDENZAS 39

DESKS 57

MULTI-LEVEL WORKSTATIONS 73

DESK ACCESSORIES 201

MOUNTED STORAGE & ACCESSORIES 233

FREESTANDING STORAGE & ACCESSORIES 309

WORKWALL STORAGE 357

STORAGE FOR SECONDARY DESKS 431

RECEPTION 451

MEETING TABLES 469

LIGTHING, ELECTRICS & COMMUNICATIONS 547

preconfigured desks

preconfigured desks

STANDARD PRECONFIGURED DESK BASICS. 28

EXECUTIVE PRECONFIGURED DESK BASICS 30

PLANNING WITH PRECONFIGURED DESKS 32

MODESTY PANELS FOR EXECUTIVE DESKS 33

LOCK CHART – PRECONFIGURED DESKS. 34

PRECONFIGURED DESK FINISHES. 35

GRAIN DIRECTION/USER EDGE – PRECONFIGURED DESKS 37

standard preconfigured desk basics

All desks include a worksurface, grommets, modesty panel and supports (pedestals, closed spaces for wire management or gables).

All dimensions in this section are nominal

- Standard Desks with Double Pedestals must be used alone. Desks with Single Pedestal can be used alone but they can also be used in conjunction with a bridge, return or Peninsula Worksurface
- Desks are designed with a 1/4" gap that allows mounting accessories and wiring
- Desks are shipped knocked down

standard preconfigured desk anatomy

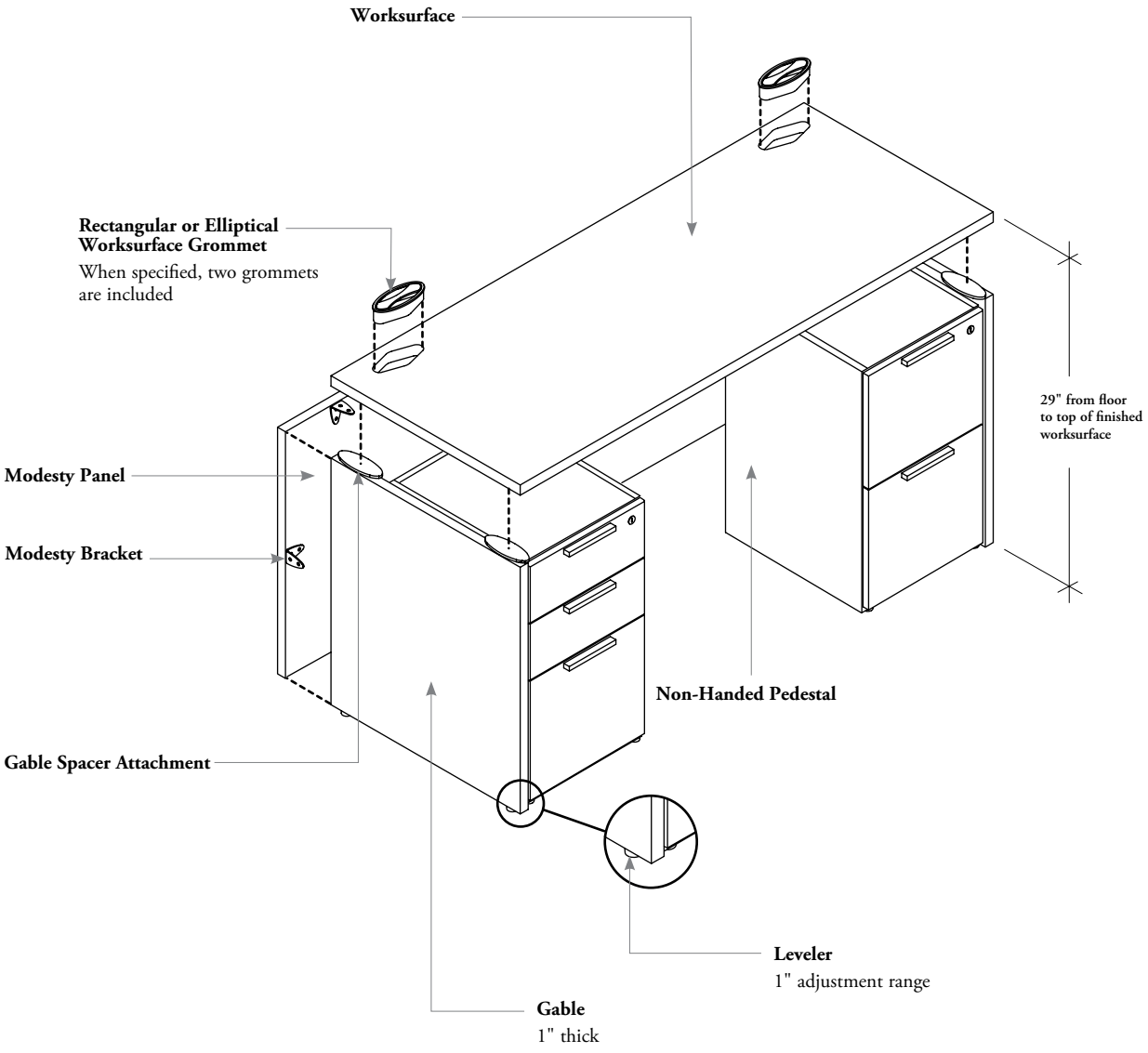

standard preconfigured desk basics (continued)

Worksurfaces

- Three thicknesses available:
  - D: 1" thick low pressure laminate (LPL)
  - M: high pressure laminate (HPL) with a 1 1/8" thick baseboard for a total surface thickness of 1 3/16"
  - X: high pressure laminate (HPL) with a 1 1/2" thick baseboard for a total surface thickness of 1 9/16"
- Two shapes are available: Rectangular and Convex
- Grain direction is specified on page 37

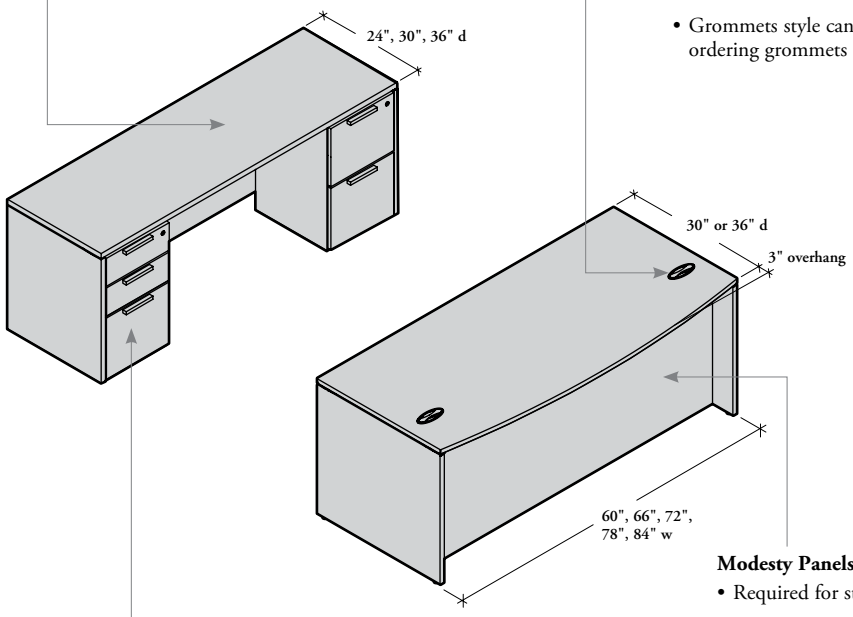

Worksurface Grommets

- Three grommet options are available:
  - Elliptical Grommet (E)
  - Rectangular Grommet (G)
  - No Grommet (N)
- Provide openings for electrical wiring and communication cables
- Grommets style can be interchanged on-site by ordering grommets separately

Modesty Panels

- Required for structural stability
- Always come full-height and finished in Laminate only
- **Cannot** be specified separately
- **No** grommet cut-out on modesty panel

Pedestals

- Two configurations are available:

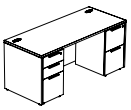

2 Pedestals (1 Box/Box/File and 1 File/File)

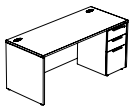

1 Pedestal (1 Box/Box/File)

- Have a central locking system and full-extension drawers that can accommodate both letter- and legal-size paper
- Box drawers include pencil tray and divider. File drawers include one 12" Plastic Hanging File Bar
- Single pedestal configuration can be specified Left (L) or Right (R) (Shown)
- Pedestals can be interchanged on-site
- Standard Expansion (1) and Rectangular (9) pull styles available; see page 43

Drawer depth and modesty recess are not the same for each desk:

Desk depth	Drawer depth	Rectangular Desk Modesty Recess	Convex Desk Modesty Recess
24"	16"	* 0"	n/a
30"	16"	* 5"	* 8"
36"	20"	8"	11"

* The modesty bracket allows adding an extra inch of recess to the 24" and 30" deep standard desks

executive preconfigured desk basics

All desks include a worksurface, grommets, modesty panel and supports (pedestals, closed spaces for wire management or gables).

- Executive Desk with Double Pedestal must be used alone. Desk with Single Pedestal must always be used in conjunction with a bridge or return for stability
- Executive Desk with Single Pedestal can be configured for Left or Right Handed
- Desks are designed with a 1/4" gap that allows mounting accessories and wiring
- Desks are shipped knocked down

executive preconfigured desk anatomy

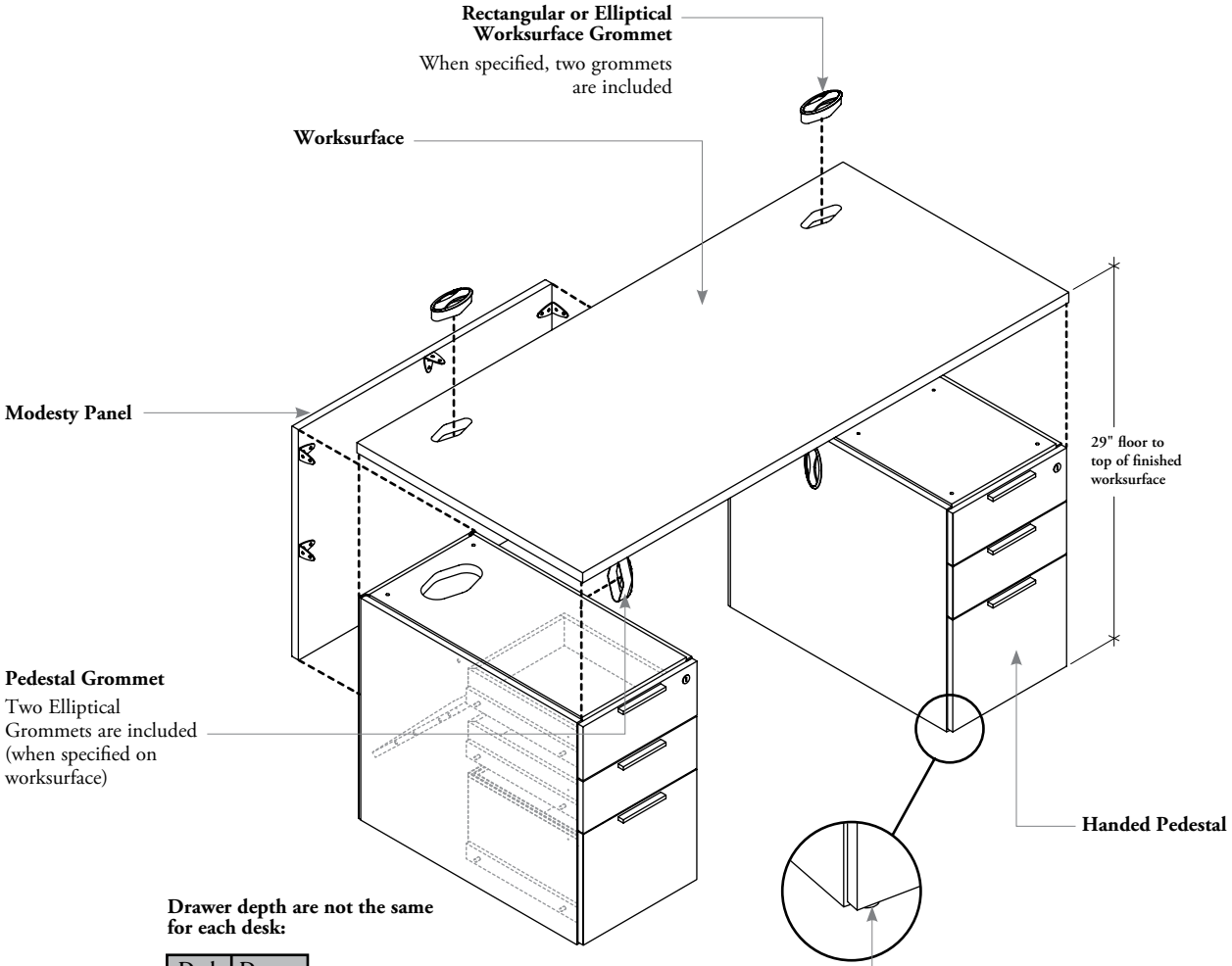

Drawer depth are not the same for each desk:

Desk depth	Drawer depth
30"	16"
36"	20"

executive preconfigured desk basics (continued)

Worksurfaces

- Two thicknesses available:
  - M: high pressure laminate (HPL) with a 1 1/8" thick baseboard for a total surface thickness of 1 3/16"
  - X: high pressure laminate (HPL) with a 1 1/2" thick baseboard for a total surface thickness of 1 9/16"
- Only Rectangular shape is available
- Grain direction is specified on page 37

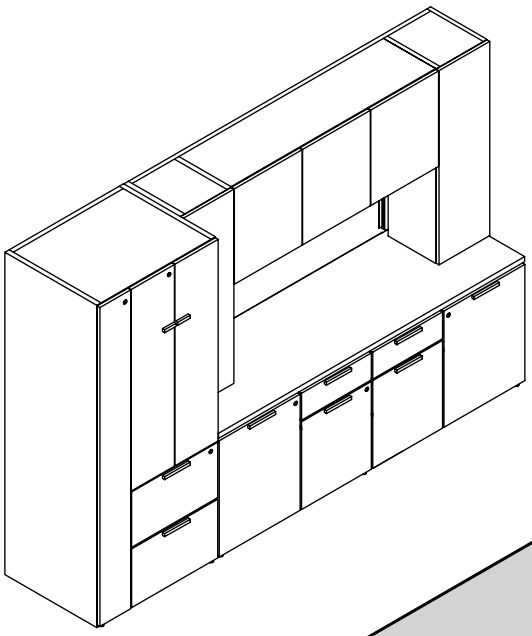

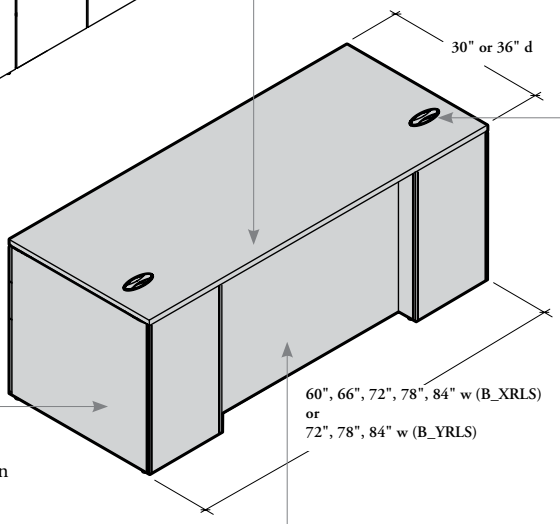

Worksurface Grommets

- Three grommet options are available:
  - Elliptical Grommet (E)
  - Rectangular Grommet (G)
  - No Grommet (N)
- When specified, desks come with factory-made grommet cut-outs on the worksurface and pedestal inner sides
- Provide openings for electrical wiring and communication cables
- Left over wires can be stored in a special compartment behind the drawers
- Grommets style can be interchanged on-site by ordering grommets separately

Pedestals

- Come with Box/Box/File Drawer Configurations only
- Have a central locking system and full-extension drawers that can accommodate both letter- and legal-size paper
- Box drawers include pencil tray and divider. File drawers include one 12" Plastic Hanging File Bar
- **Cannot** be interchanged on-site. All pedestals comes with a lock. The Closed Space Storage is **not** lockable
- The bottom of each pedestal is opened for floor feed application
- Standard Expansion (1) and Rectangular (9) pull styles available; see page 43

Modesty Panel

- Available in Solid style only
- Always comes full-height
- **No** grommet cut-out on modesty panel

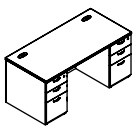

2 Pedestals (1 Box/Box/File of each side)

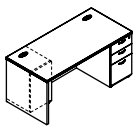

1 Pedestal (1 Box/Box/File and 1 Closed Space Storage ("U" Configuration))

planning with preconfigured desks

The following desks must only be used alone:

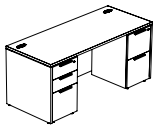

B_DRFS

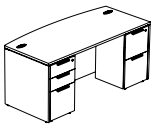

B_DCFS

Standard Desks – Double Pedestals

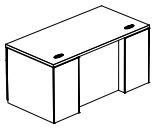

B_XRLS

Executive Desk – Double Pedestals

The following standard desks can be used alone or in conjunction with a return, bridge or Peninsula Worksurface:

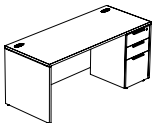

B_SRBS

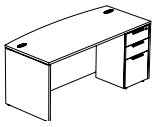

B_SCBS

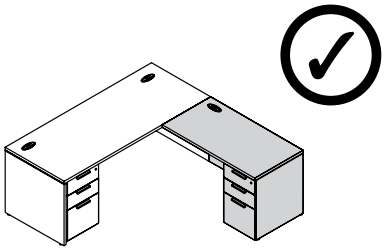

Conjunction with a Return or Peninsula Worksurface

The following executive desk must be used in conjunction with a return or bridge:

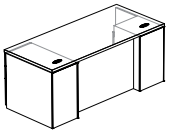

B_YRLS

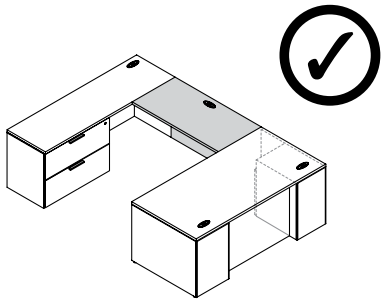

Conjunction with a Rectangular Bridge

The Executive Desk with Single Pedestal and Closed Space Storage would be unstable if used alone

modesty panels for executive desks

Modesty Panels create seated privacy for various workstation configurations.

Modesty panels are included with all executive desks and **cannot** be specified separately

Modesty Panels for Rectangular Executive Desks
- All modesty panels are offered full-height
- Flush or recessed depending on depth

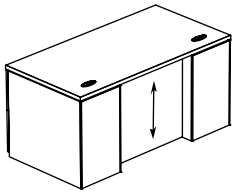

Solid
Straight Full-Height

clearance compatiblity chart

For clearance available between two pedestals, see the following chart

NOMINAL WIDTH	NOMINAL DEPTH 30" – FLUSH OR 2 3/4" RECESSED MODESTY PANEL					
	B_XRLS 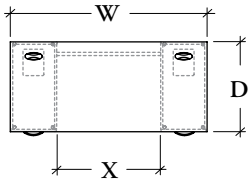			B_YRLS 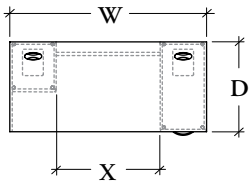		
	W	D	X	W	D	X
60"	59.7"	30.5"	29"	n/a	n/a	n/a
66"	65.7"	30.5"	35"	n/a	n/a	n/a
72"	71.6"	30.5"	41"	71.6"	30.5"	41"
78"	77.6"	30.5"	47"	77.6"	30.5"	47"
84"	83.6"	30.5"	53"	83.6"	30.5"	53"

NOMINAL WIDTH	NOMINAL DEPTH 36" – 8 3/4" RECESSED MODESTY PANEL					
	B_XRLS 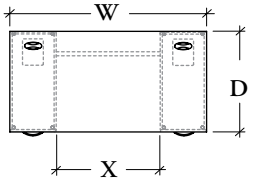			B_YRLS 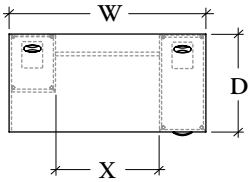		
	W	D	X	W	D	X
60"	59.7"	36.5"	29"	n/a	n/a	n/a
66"	65.7"	36.5"	35"	n/a	n/a	n/a
72"	71.6"	36.5"	41"	71.6"	36.5"	41"
78"	77.6"	36.5"	47"	77.6"	36.5"	47"
84"	83.6"	36.5"	53"	83.6"	36.5"	53"

lock chart – preconfigured desks

Pedestals can be specified with a lock and key set and can be keyed alike or randomly. A Key Chart must accompany every order, otherwise orders will be shipped keyed randomly

standard preconfigured desk widths

Rectangular or Convex Desk with Double Pedestals – Box/Box/File and File/File (B_DRFS and B_DCFS)

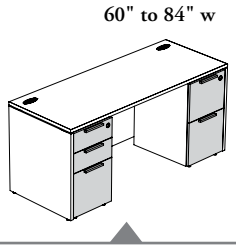

number of locks	2 x

Rectangular or Convex Desk with Single Pedestal (B_SRBS and B_SCBS)

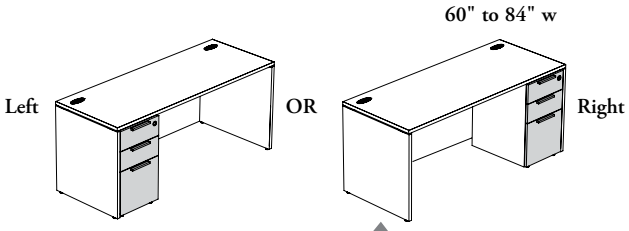

number of locks	1 x

executive desk widths

Rectangular Executive Desk with Double Pedestals – Solid Modesty (B_XRLS)

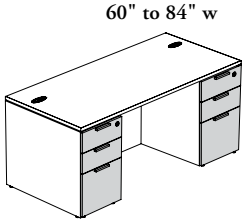

number of locks	2 x

Rectangular Executive Desk with Single Pedestal – Solid Modesty (B_YRLS)

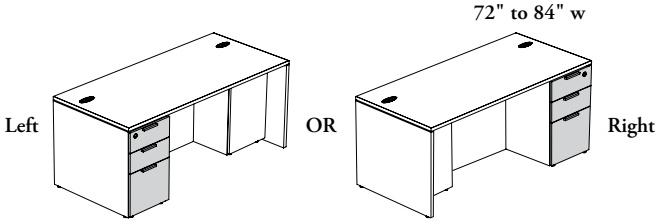

number of locks	1 x

Lockable Drawers

Not Lockable

preconfigured desk finishes

Desks and related parts are available in a variety of finish colors. Finish codes must be included in the order.

- All Laminate components are protected with a solid plastic edge
- Flintwood finishes are **not** available in this section
- **Not all** Thickness, Finish, Style or Color options are available, refer to the Finish Restrictions Charts on the following page

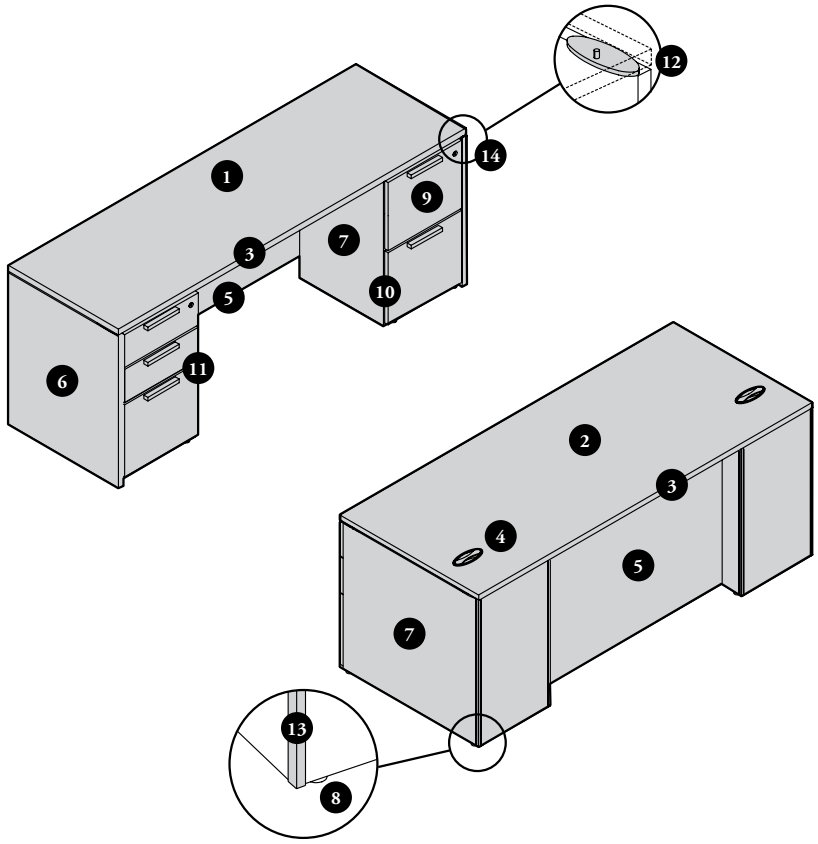

Worksurface
Finishes:

1 Standard Desks only
- – Source Laminate
- – Foundation Laminate

2 Executive Desks only
- – Foundation Laminate

3 Worksurface Edge Trim
Edge Trim Style:
- – Straight Trim (3mm) (6)

4 Elliptical Grommet
Finishes:
- • D and M thicknesses:
  - – Foundation
  - – Mica
  - – Source Laminate (Wood Prints only)
- • X thickness:
  - – Source Laminate (Storm White, Very White, Crisp Grey, Soft Gris or Wood Prints colors only)

Rectangular Grommet
Finishes:
- – Foundation
- – Mica

5 Modesty Panel
Finish:
- – Source Laminate
- • Solid modesty on Standard Desks will match the Case and Gable finish
- • Solid modesty on Executive Desks has its own specification

6 Gable and/or 7 Case
Finish:
- – Source Laminate
- • For Standard Desks, only one color may be specified for Gables and Cases

8 Leveler
Finish:
- – Black

9 Drawer Front and 10 Edge Trim
Finishes:
- – Source Laminate
- – Foundation Laminate
- • Edge Trim finish on Drawer Front always match Drawer Front finish

11 Pull
Finishes:
- – Foundation
- – Mica
- • Hardware will match Pull finish if visible

Hardware (12 Gable Spacer Attachment and 13 Corner Trim)
Finishes:
- – Foundation
- – Mica

14 Lock and Key
Finish:
- – Brushed Chrome

preconfigured desk finishes (continued)

finishes restriction chart (standard preconfigured desks)

Worksurface Thickness	Worksurface Finish	Edge Trim Style	Edge Trim Finish	Case, Gable and Modesty Panel Finish	Drawer Front Finish
D 1"	Source Laminate	6	Edge Trim Colors *	Source Laminate	Source Laminate
M 1 3/16"	Foundation Laminate	6	Edge Trim Colors *		Source Laminate or Foundation Laminate
X 1 9/16"	Foundation Laminate **	6	Edge Trim Colors **		

*** Black Matte, Baltic Ply, Clay Matte and Fossil Matte are not available**
**** Storm White, Very White, Crisp Grey, Soft Gris or Wood Prints only**

finishes restriction chart (executive preconfigured desks)

Worksurface Thickness	Worksurface Finish	Edge Trim Style	Edge Trim Finish	Case and Modesty Panel Finish	Drawer Front Finish
M 1 3/16"	Foundation Laminate	6	Edge Trim Colors *	Source Laminate	Source Laminate or Foundation Laminate
X 1 9/16"	Foundation Laminate **	6	Edge Trim Colors **		

*** Black Matte, Baltic Ply, Clay Matte and Fossil Matte are not available**
**** Storm White, Very White, Crisp Grey, Soft Gris or Wood Prints only**

grain direction/user edge – preconfigured desks

Grain direction is an important factor when planning adjacent desks. The direction of grain pattern varies depending on the type of desk specified.

worksurfaces

- Grain/patterns are **not** "centered"
- Applicable for Source or Foundation Laminate Wood Prints

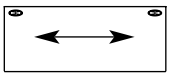

B_DRFS, B_SRBS, B_XRLS or B_YRLS

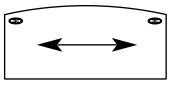

B_DCFS or B_SCBS

desks

- Door grain direction will always be vertical
- Drawer front grain direction will vary depending on finish selected

Cathedral Grain Pattern:

Source Laminate
- 3A – 3B – 3C – 3D – 3E – 3L – 3M – 3X – 8E – 8R – 8S – XQ – XR – 86 – 87 – 88

Foundation Laminate
- 2A – 2B – 2C – 2D – 2E – 2L – 2M – 2X – 7B – 7M – 7S – 7U – 7V – 7Z – RQ – YR

For colors listed above, the Cathedral Grain Pattern for drawer fronts will be book-matched

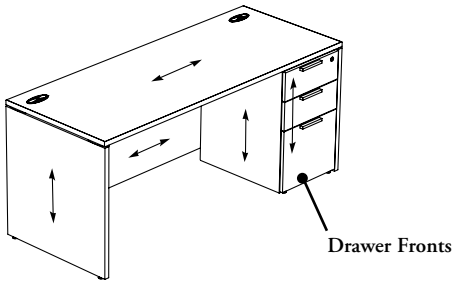

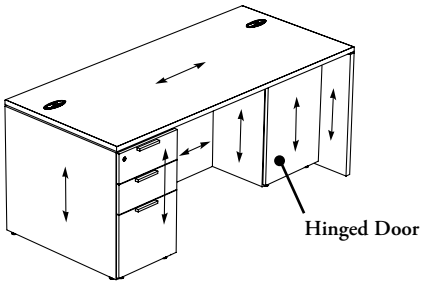

Straight Grain Pattern:

Source Laminate
- 3F – 3K – XJ

Foundation Laminate
- 2F – 2K – JG

For colors listed above, the Straight Grain Pattern for drawer fronts will be vertical

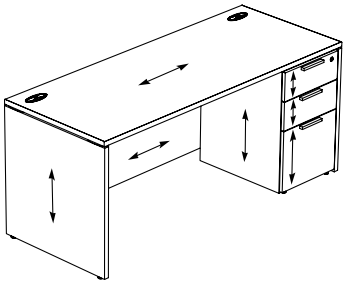

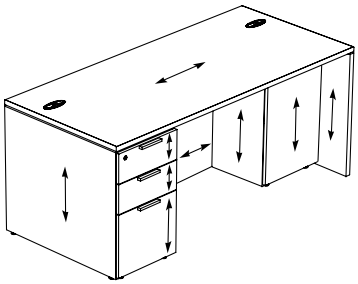

returns & credenzas

returns & credenzas

RETURN BASICS 40

CREDENZA BASICS 42

FILING DRAWER CAPACITIES – RETURNS & CREDENZAS 44

PLANNING WITH RETURNS 45

PLANNING WITH CREDENZAS 46

PRODUCT OFFERING – RETURNS 47

PRODUCT OFFERING – CREDENZAS 48

LOCK CHART – RETURNS 50

LOCK CHART – CREDENZAS 51

RETURN & CREDENZA FINISHES 53

GRAIN DIRECTION/USER EDGE – RETURNS & CREDENZAS 54

return basics

Returns include a worksurface, grommets, a support (storage unit) and a modesty panel. The images below illustrate return styles available that must be used in conjunction with another desk.

All dimensions in this section are nominal

- **Cannot** be used alone, they must be connected to the straight user edge and on the full gable side of a desk or credenza with single storage unit
- Are designed with a 1/4" gap that allows mounting accessories and wiring
- Are shipped knocked down

return anatomy

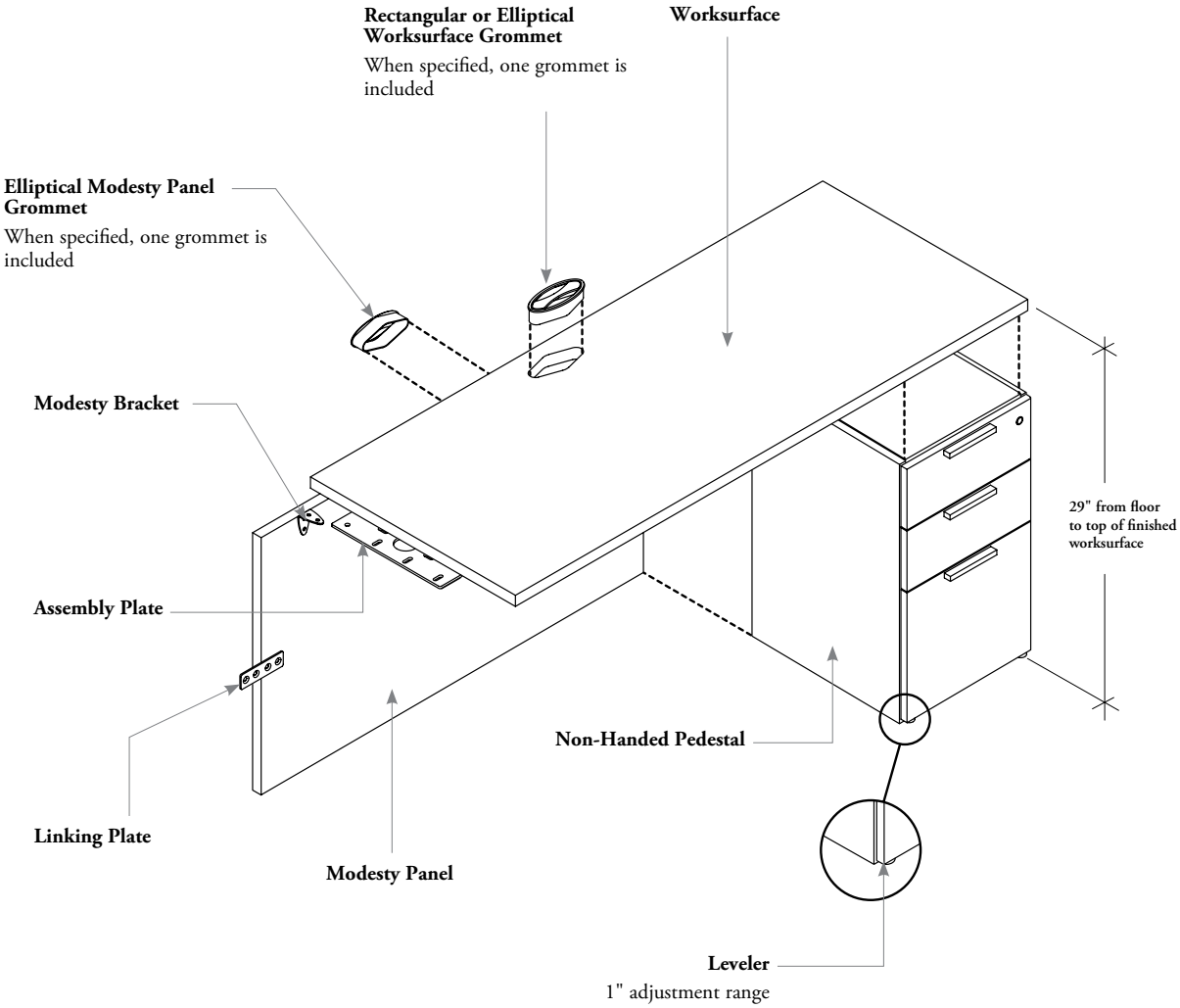

return basics (continued)

Worksurfaces

- Three thicknesses available:
  - D: 1" thick low pressure laminate (LPL)
  - M: high pressure laminate (HPL) with a 1 1/8" thick baseboard for a total surface thickness of 1 3/16"
  - X: high pressure laminate (HPL) with a 1 1/2" thick baseboard for a total surface thickness of 1 9/16"
- Spacer attachments (included with worksurfaces) allow to attach firmly the worksurface with pedestal top
- Grain directions is specified on page 54

Worksurface Grommets

- Three grommet options are available:
  - Elliptical Grommet (E)
  - Rectangular Grommet (G)
  - No Grommet (N)
- When specified, returns come with factory-made grommet cut-outs on the modesty panels and worksurfaces
- Provide openings for electrical wiring and communication cables
- Grommets style can be interchanged on-site by ordering grommets separately

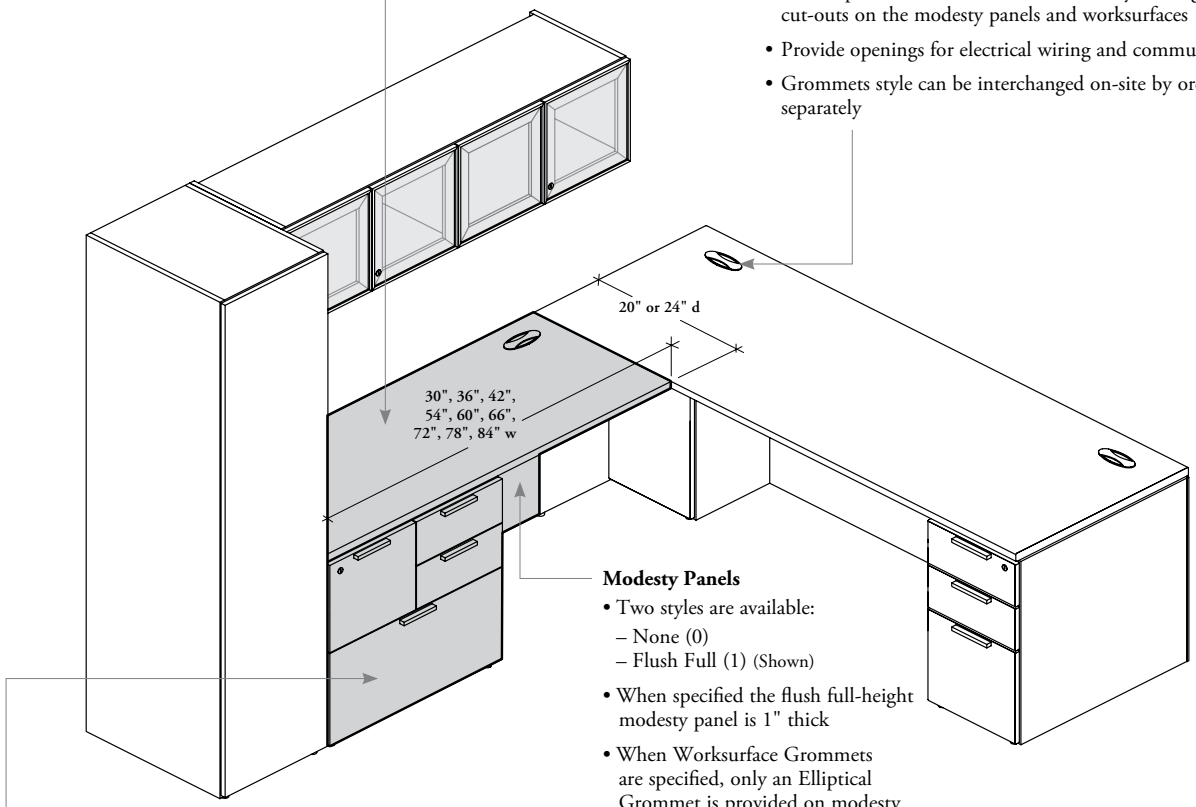

Modesty Panels

- Two styles are available:
  - None (0)
  - Flush Full (1) (Shown)
- When specified the flush full-height modesty panel is 1" thick
- When Worksurface Grommets are specified, only an Elliptical Grommet is provided on modesty panel

Pedestals

- Four storage types are available:

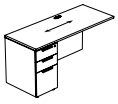

1 Box/Box/File Pedestal

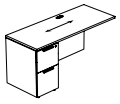

1 File/File Pedestal

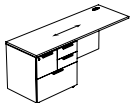

1 Combo Pedestal

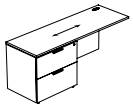

1 Lateral File

- Have a central locking system and full-extension drawers that can accommodate both letter- and legal-size paper
- Box drawers include pencil tray and divider. File drawers include file bars; see individual product pages
- Only single pedestal configuration can be specified left handed (Shown) or right handed
- Standard Expansion (1) and Rectangular (9) pull styles available; see page 43

credenza basics

Credenzas come in a variety of configurations and sizes to complement any workstation or meeting requirements.

- Can be used alone or combined with a bridge, return or Peninsula Worksurface
- Hutches or Wall Panels can be installed on top. Some restrictions apply; see Mounted Storage section for details
- Only credenzas with open section are shipped knocked down

credenza anatomy

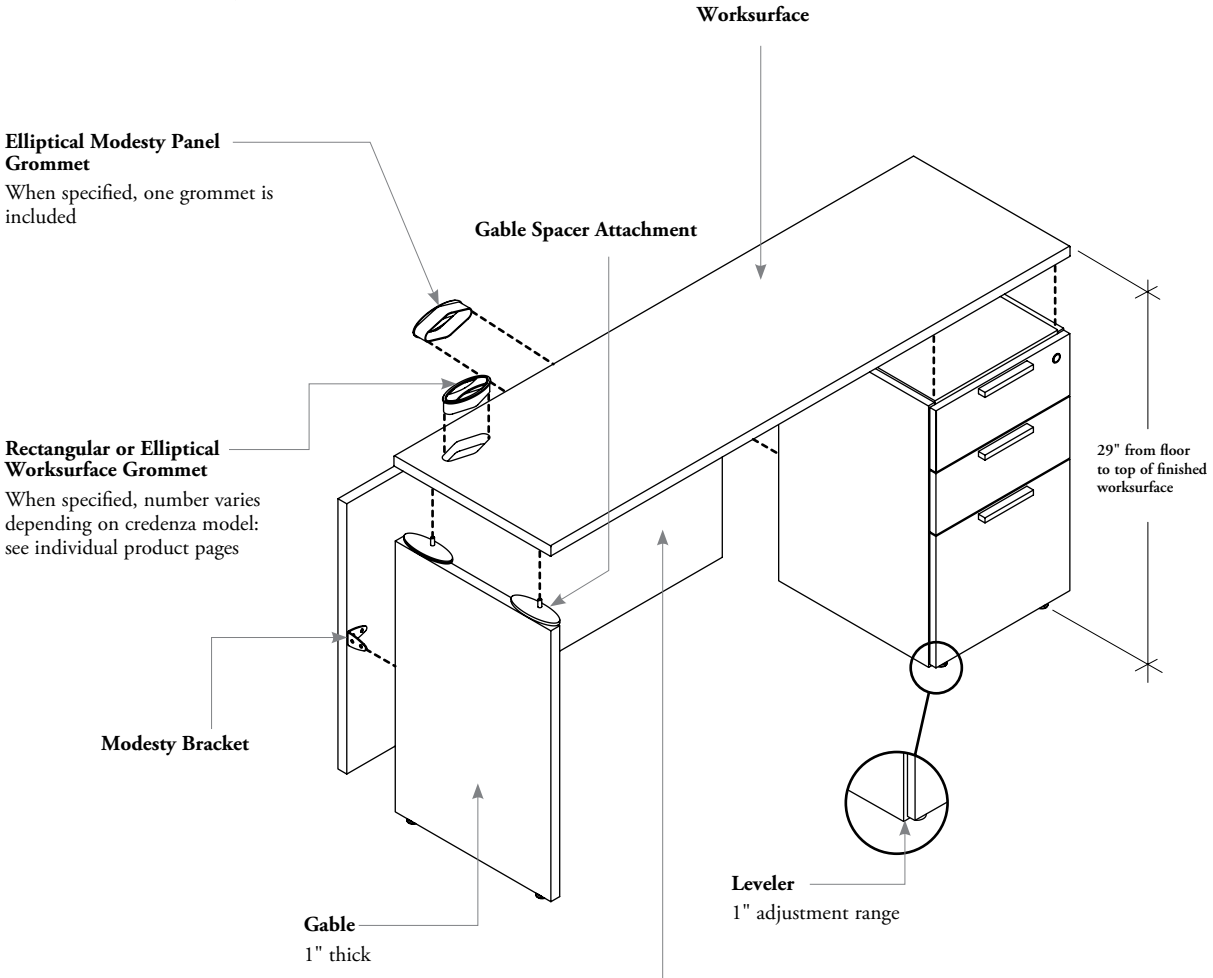

Modesty Panel

- Three styles are available:
  - None (0)
  - Flush Full (1) (Shown)
  - Wall Access (9)
- All credenzas are available with a flush full-height modesty panel
- Wall Access Modesty Panel can be specified for credenzas with single storage only (B_ZUB, B_ZUF, B_ZUC, B_ZUL)
- Credenzas with Double Pedestal (B_ZPF or B_ZPP) can be specified with **no** modesty to facilitate wall access
- All Modesty Panels are 1" thick
- When Worksurface Grommets are specified, only an Elliptical Grommet is provided on flush full-height modesty panel

credenza basics (continued)

Worksurface Grommets

- Three grommet options are available:
  - Elliptical Grommet (E)
  - Rectangular Grommet (G)
  - No Grommet (N)
- When specified, credenzas come with factory-made grommet cut-outs on the modesty panel and worksurface
- Allow wire management between the top of the credenza and the wall outlets
- Grommets style can be interchanged on-site by ordering grommets separately

Worksurfaces

- Available in the same styles/thicknesses (D, M, X) as worksurface
- Spacer attachments allow to attach firmly the worksurface with storage top
- Grain direction is specified on page 54

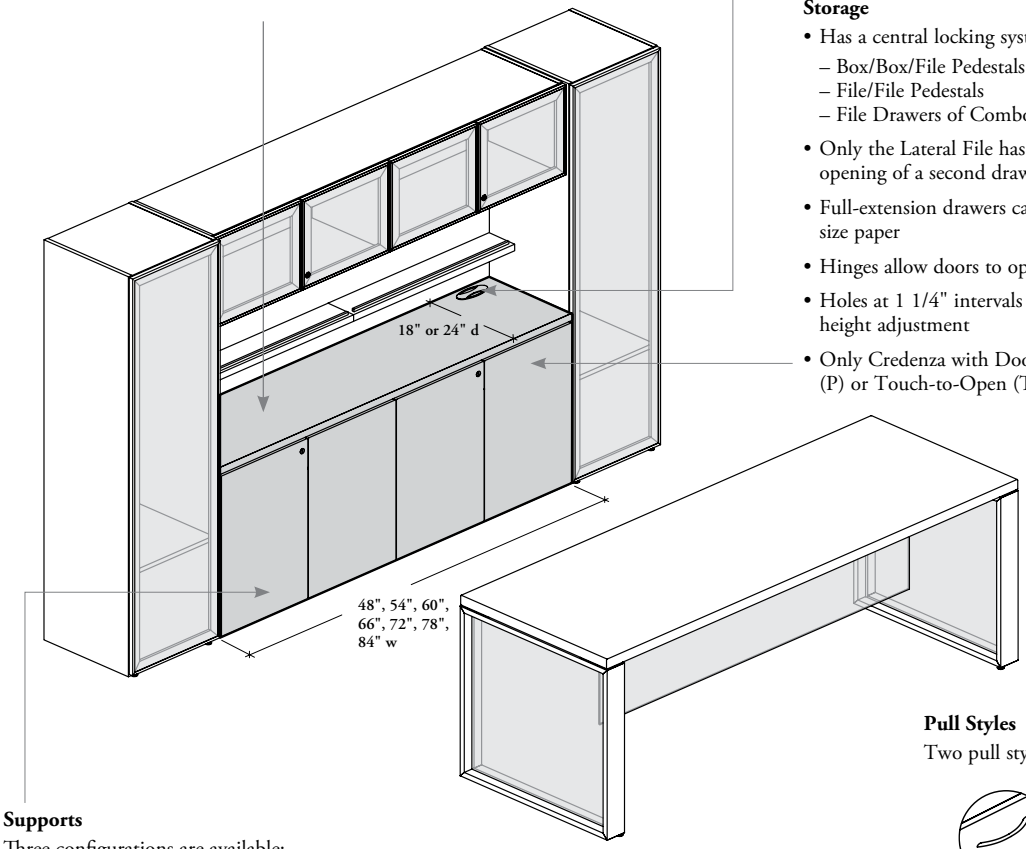

Storage

- Has a central locking system:
  - Box/Box/File Pedestals
  - File/File Pedestals
  - File Drawers of Combo Pedestal
- Only the Lateral File has a central locking system that disables the opening of a second drawer
- Full-extension drawers can accommodate both letter- and legal-size paper
- Hinges allow doors to open up to 120°
- Holes at 1 1/4" intervals inside of door sections allow for shelf height adjustment
- Only Credenza with Doors (B_ZFS) can be specified with Pulls (P) or Touch-to-Open (T)



Pulls (P)

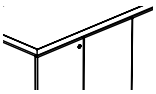

Touch-to-Open (T)

Doors have a touch-latch

Pull Styles

Two pull styles are available:



Standard Expansion (1)

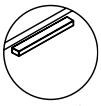

Rectangular (9)

for more details, refer to page 323

Supports

Three configurations are available:

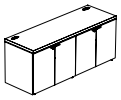

Full Storage

Credenza with Doors and Lateral File (B_ZFL) can be specified left or right side for 48" to 72" widths

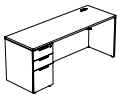

1 Storage and 1 Gable

Only Single pedestal configuration can be specified left or right

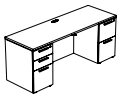

2 Pedestals

Double pedestal configuration can be interchanged on-site

Full Storage credenzas and Plug-In Power Bar (BLPP)

- Desk Mounted with Wire Clips Configuration (D) must be specified for this application
- 1/4" gap between the divider and the back allows installation of the power bar



filing drawer capacities – returns & credenzas

Lateral file drawer storage capacities are shown below.

The dimensions listed below are inside drawer

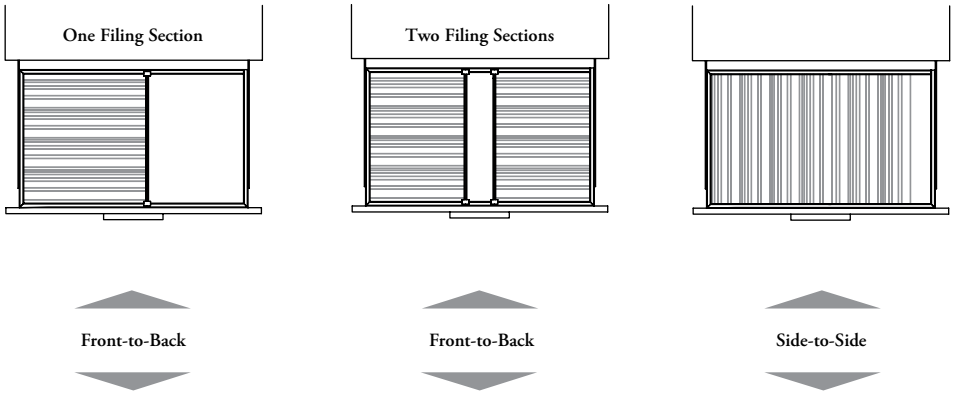

30" wide drawer

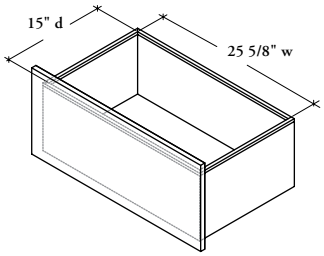

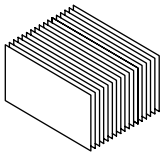

Paper Sizes Allowed:
- A4
- Legal

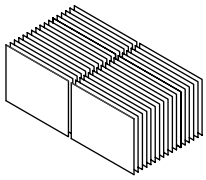

Paper Size Allowed:
- Letter

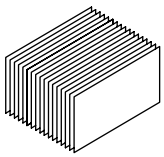

Paper Sizes Allowed:
- Letter*
- A4*
- Legal

36" wide drawer

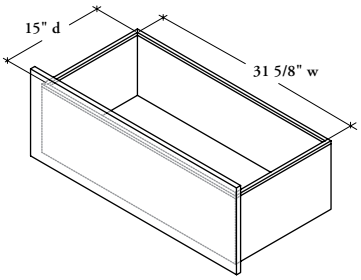

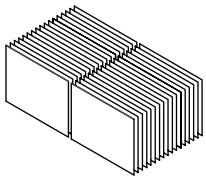

Paper Sizes Allowed:
- Letter
- A4
- Legal

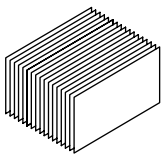

Paper Sizes Allowed:
- Letter*
- A4*
- Legal

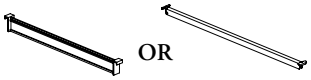

* The Letter or A4 paper size is allowed but require optional Hanging File Bar (RSLB)

planning with returns

- Must be connected to the straight user edge and on the full gable side of a Preconfigured Desk, Desk or Credenza
- A wall panel **cannot** be installed on a return
- Must always be linked to one of the following products:
  – Preconfigured Desks (B_SRBS, B_SCBS and B_YRLS)
  – Credenzas with Single Pedestal (B_ZUB, B_ZUF, B_ZUC and B_ZUL)
  – Desks with Full Gables (B_VF, B_RR, B_RF, B_BDF, B_PAF and B_RDF)

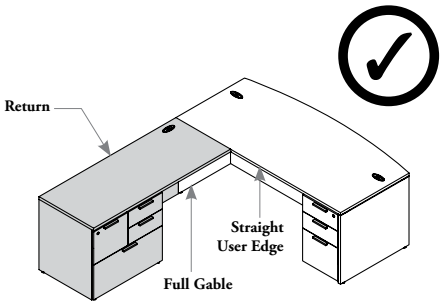

Conjunction with a Standard Desk
(Preconfigured Desks)
Returns must always be linked to a full gable and straight user edge worksurface

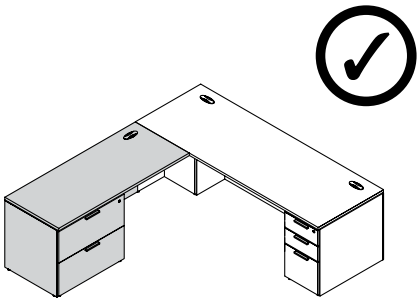

Conjunction with a Executive Desk
(Preconfigured Desks)

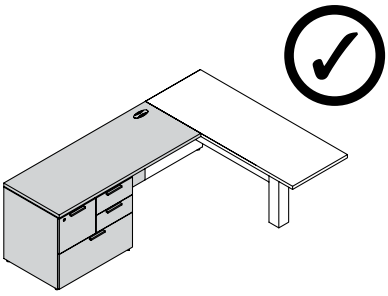

Conjunction with a Peninsula Desk with Half Modesty (Desks)

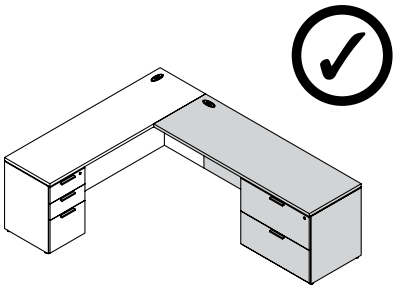

Conjunction with a Credenza

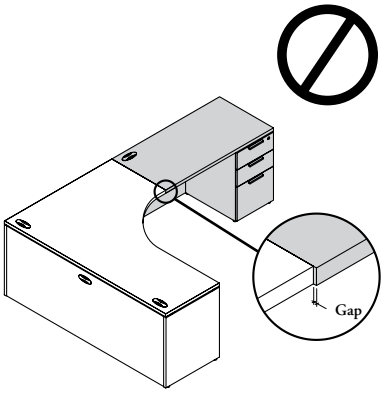

Conjunction with a Corner, Extended Corner or Extended Peninsula Desk
(Desks)
Worksurface depths are **not** the same

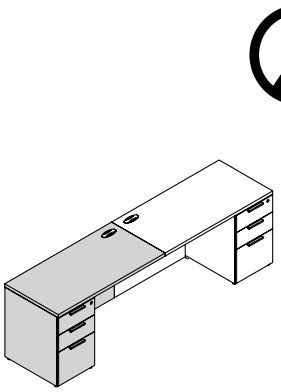

Conjunction with another Return

planning with credenzas

- All Credenzas can be used alone
- Credenzas with single storage unit can be used in conjonction with:
  – All Returns
  – Desks with Half Gables, except Corner, Extended Corner and Extended Peninsula Desks
  – Peninsula Worksurfaces and Rectangular Bridges

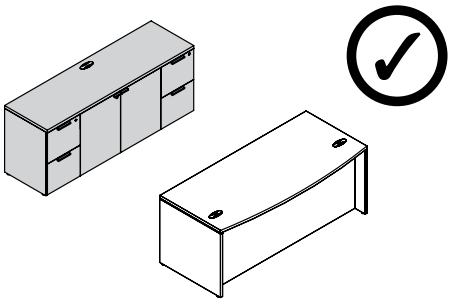

Alone

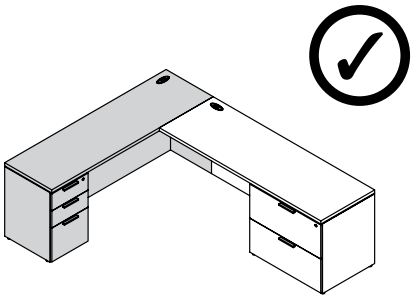

Conjunction with a Return

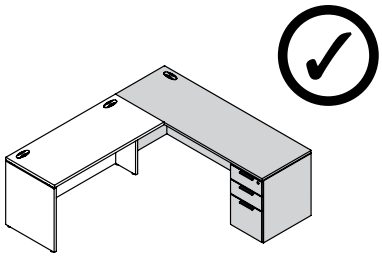

Conjunction with a Desk and Half Gable

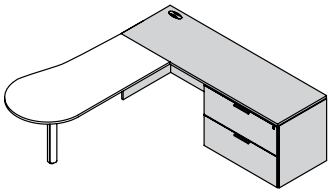

Conjunction with a Peninsula Worksurface

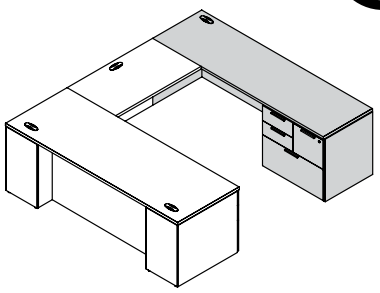

Conjunction with a Rectangular Bridge

product offering – returns

- Depths are actual dimensions for returns. This page provides actual widths in all cases
- For a list of available dimension combinations, refer to pricing tables in the price guide or to the specification software

Return with Box/Box/File Pedestal (B_JBL or B_JBC)

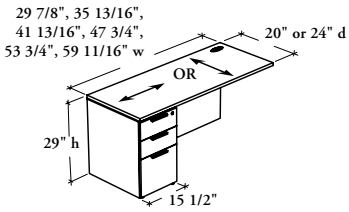

2 box drawers,
1 file drawer

Return with File/File Pedestal (B_JFL or B_JFC)

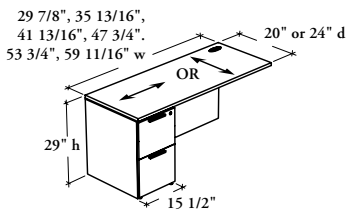

2 file drawers

Return with Combo Pedestal (B_JCL)

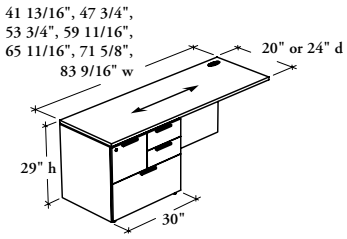

2 box drawers,
1 file drawer,
1 large file drawer

Cross Grain Return with Combo Pedestal (B_JCC)

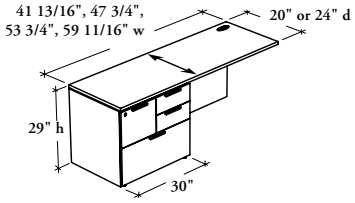

2 box drawers,
1 file drawer,
1 large file drawer

Return with Lateral File (B_JLL)

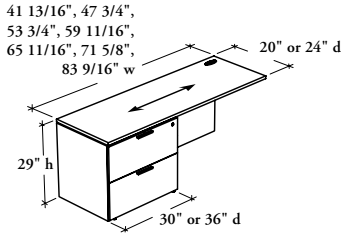

2 large file drawers

Cross Grain Return with Lateral File (B_JLC)

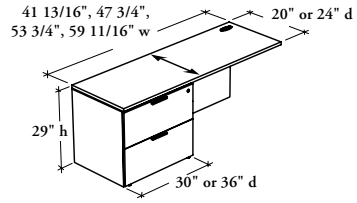

2 large file drawers

product offering – credenzas

- Depths are actual dimensions for credenzas. This page provides actual widths in all cases
- For a list of available dimension combinations, refer to pricing tables in the price guide or to the specification software

Credenza with Double Pedestals – File/File (B_ZPF)

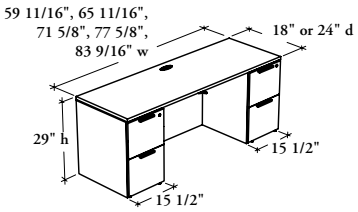

2 file drawers
on each side

Credenza with Double Pedestals – Box/Box/File and File/File (B_ZPP)

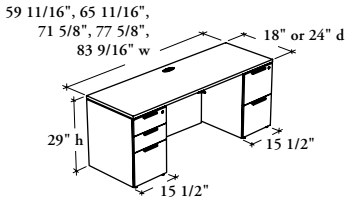

2 box drawers,
1 file drawer (one side) and
2 file drawers (other side)

Credenza with Single Pedestal – Box/Box/File (B_ZUB)

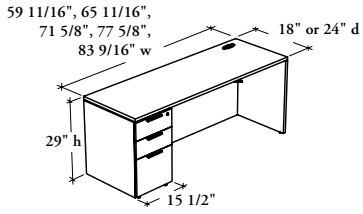

2 box drawers,
1 file drawer

Credenza with Single Pedestal – File/File (B_ZUF)

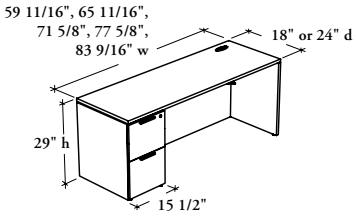

2 file drawers

Credenza with Single Pedestal – Combo Pedestal (B_ZUC)

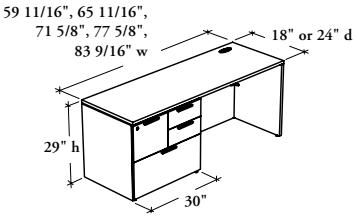

2 box drawers,
1 file drawer,
1 large file drawer

Credenza with Single Lateral File (B_ZUL)

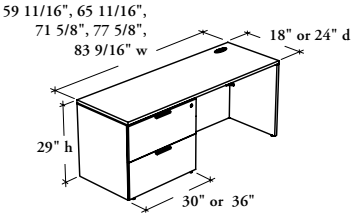

2 large file drawers

Credenza with Doors (B_ZFS)

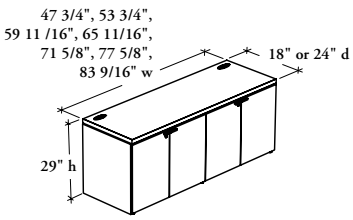

doors

Credenza with Doors and Drawers (B_ZFD)

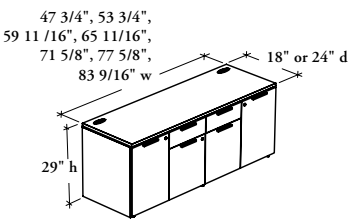

doors,
2 drawers

product offering – credenzas (continued)

- Depths are actual dimensions for credenzas. This page provides actual widths in all cases
- For a list of available dimension combinations, refer to pricing tables in the price guide or to the specification software

Credenza with Doors and Lateral File (B_ZFL)

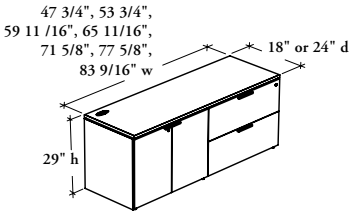

door(s),
large file drawers

Credenza with Doors and Two Box/Box/File Pedestals (B_ZFDB)

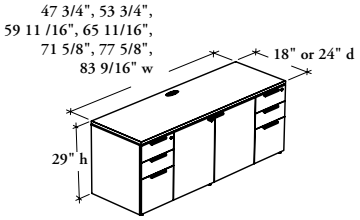

2 box drawers,
1 file drawer (on each side),
door(s)

Credenza with Doors and Two File/File Pedestals (B_ZFDF)

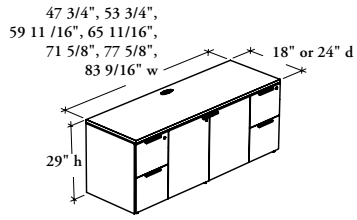

2 file drawers (on each side),
door(s)

lock chart – returns

All closed storage can be specified with or without lock and key set. When lock is specified, keyed alike or randomly are available. A Key Chart must accompany every order, otherwise orders will be shipped keyed randomly

Return with Box/Box/File Pedestal (B_JBL or B_JBC)

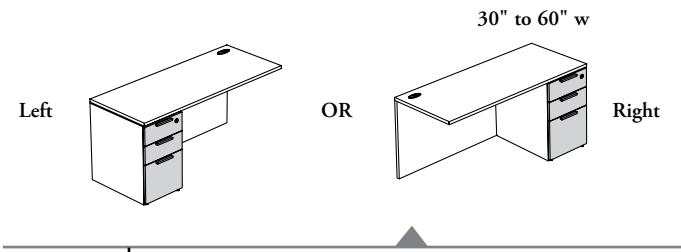

number of locks	1 x

Return with File/File Pedestal (B_JFL or B_JFC)

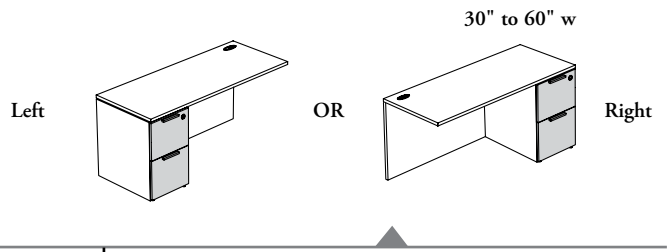

number of locks	1 x

Return with Combo Pedestal (B_JCL or B_JCC)

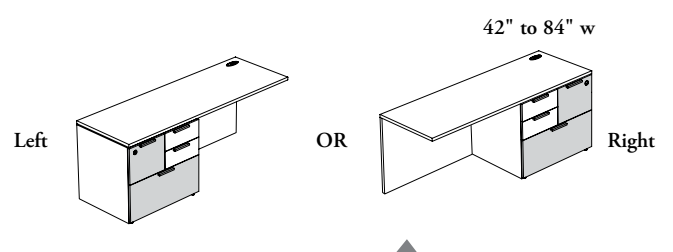

number of locks	1 x

Return with Lateral File (B_JLL or B_JLC)

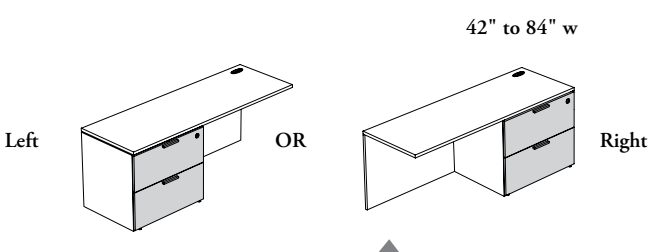

number of locks	1 x

Lockable Drawers

Not Lockable

lock chart – credenzas

All closed storage can be specified with or without lock and key set. When lock is specified, keyed alike or randomly are available. A Key Chart must accompany every order, otherwise orders will be shipped keyed randomly

Credenza with Double Pedestals – File/File (B_ZPF)

60" to 84" w

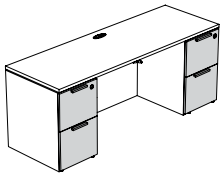

number of locks	2 x

Credenza with Double Pedestals – Box/Box/File and File/File (B_ZPP)

60" to 84" w

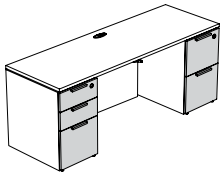

number of locks	2 x

Credenza with Single Pedestal – Box/Box/File (B_ZUB)

60" to 84" w

Left 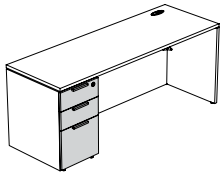 OR 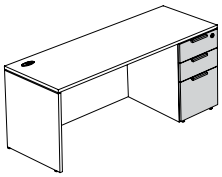 Right

number of locks	1 x

Credenza with Single Pedestal – File/File (B_ZUF)

60" to 84" w

Left 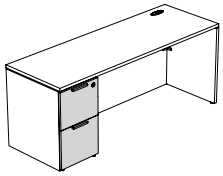 OR 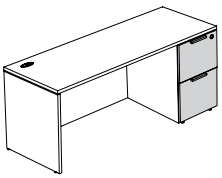 Right

number of locks	1 x

Credenza with Single Pedestal – Combo Pedestal (B_ZUC)

60" to 84" w

Left 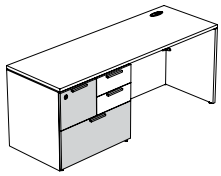 OR 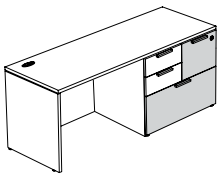 Right

number of locks	1 x

Credenza with Single Lateral File (B_ZUL)

60" to 84" w

Left 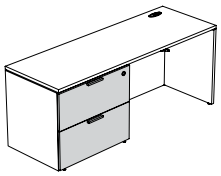 OR 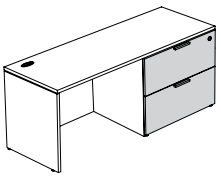 Right

number of locks	1 x

Credenza with Doors (B_ZFS) (with or without pulls)

48" to 72" w

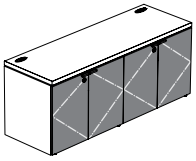

78" or 84" w

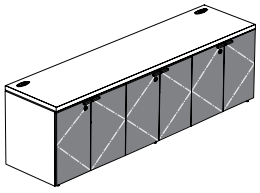

number of locks	2 x	3 x

Lockable Double Doors | Lockable Single Door | Lockable Drawers | Not Lockable

lock chart – credenzas (continued)

Credenza with Doors and Drawers (B_ZFD)

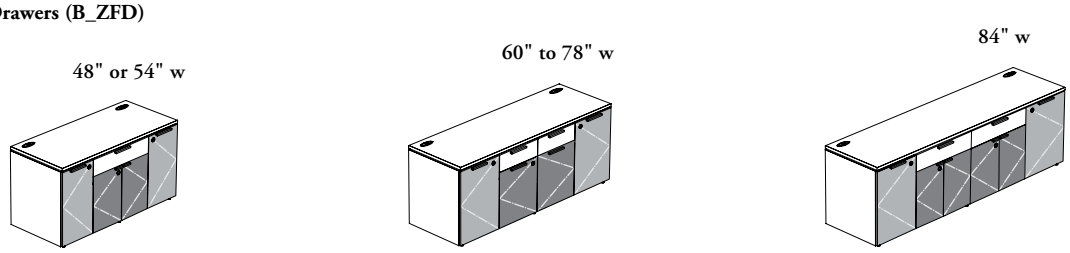

number of locks	3 x	3 x	4 x

Credenza with Doors and Two Box/Box/File Pedestals (B_ZFDB)

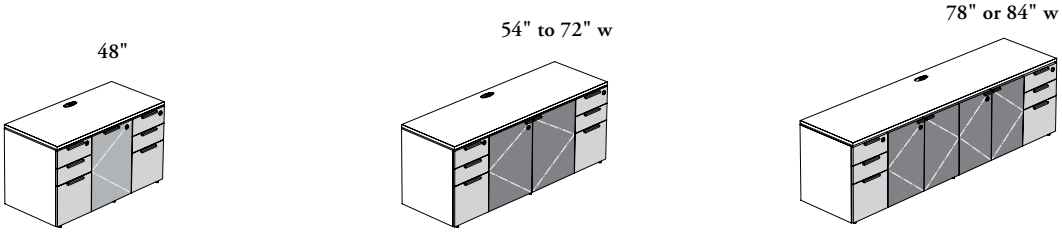

number of locks	3 x	3 x	4 x

Credenza with Doors and Two File/File Pedestals (B_ZFDF)

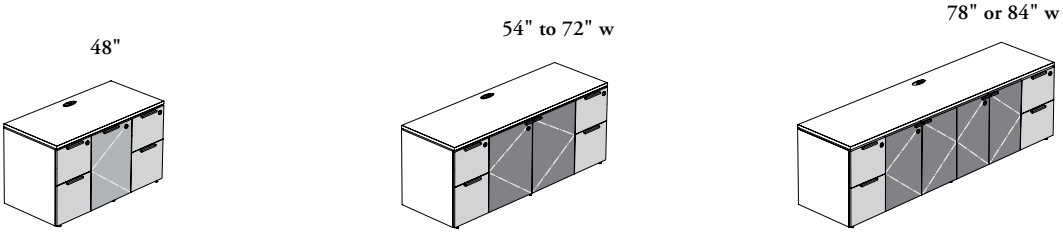

number of locks	3 x	3 x	4 x

Credenza with Doors and Lateral File (B_ZFL)

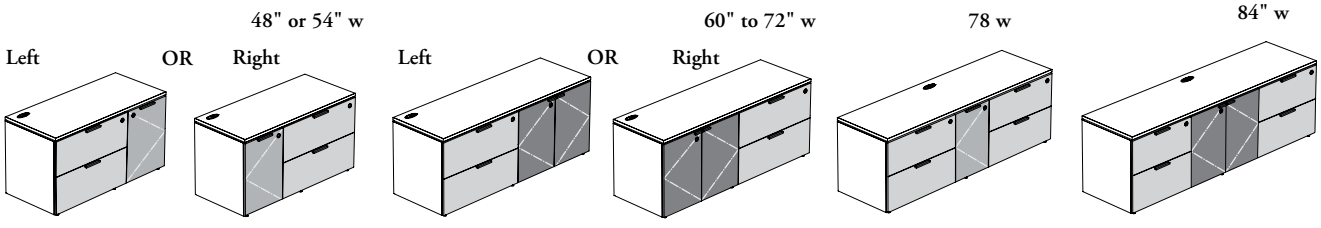

number of locks	2 x	2 x	3 x	3 x

Lockable Double Doors | Lockable Single Door | Lockable Drawers | Not Lockable

return & credenza finishes

- All Laminate components are protected with a solid plastic edge
- Flintwood finishes are **not** available in this section
- **Not all** Thickness, Finish, Style or Color options are available, refer to the Finish Restrictions Chart below

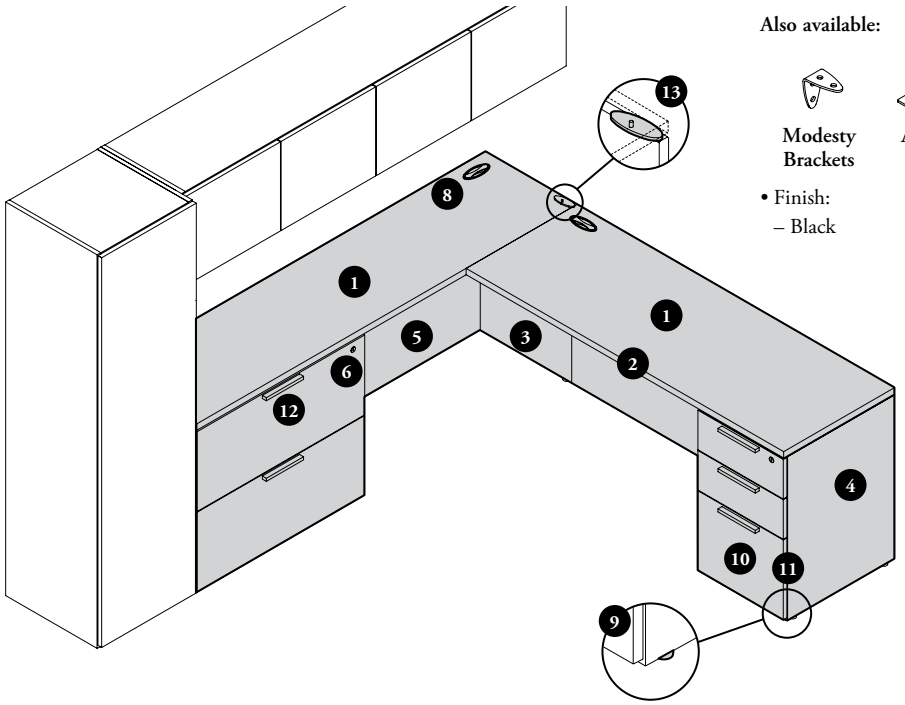

Also available:

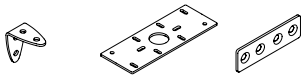

Modesty Brackets | **Assembly Plate** | **Linking Plate**

- Finish:
  - Black

1 Worksurface
Finishes:
- Source Laminate
- Foundation Laminate

2 Worksurface Edge Trim
Edge Trim Style:
- Straight Trim (3mm) (6)

3 Gable, 4 Case and 5 Modesty Panel
Finish:
- Source Laminate

6 Lock and Key
Finish:
- Brushed Chrome

8 Elliptical Grommet
Finishes:
- D and M thicknesses:
  - Foundation
  - Mica
  - Source Laminate (Wood Prints only)
- X thickness:
  - Source Laminate (Wood Prints only)

Rectangular Grommet
Finishes:
- Foundation
- Mica

9 Leveler
Finish:
- Black

10 Door or Drawer Front and 11 Edge Trim
Finishes:
- Source Laminate
- Foundation Laminate
- 1" worksurface thickness (D):
  - Door or Drawer Fronts are available in Source Laminate colors only
- Edge Trim finish on Door or Drawer Front always match Door or Drawer Front finish

12 Pull and 13 Gable Spacer Attachment
Finishes:
- Foundation
- Mica
- Hardware will match Pull finish if visible

finishes restriction chart

Worksurface Thickness	Worksurface Finish	Edge Trim Style	Edge Trim Finish	Case, Gable and Modesty Panel Finish	Door and/or Drawer Front Finish
D 1"	Source Laminate	6	Edge Trim Colors *	Source Laminate	Source Laminate
M 1 3/16"	Foundation Laminate	6	Edge Trim Colors *		Source Laminate or Foundation Laminate
X 1 9/16"	Foundation Laminate **	6	Edge Trim Colors **		

*** Black Matte, Baltic Ply, Clay Matte and Fossil Matte are not available**
**** Storm White, Very White, Crisp Grey, Soft Gris or Wood Prints only**

grain direction/user edge – returns & credenzas

Attention to grain/pattern direction is important when planning returns or credenzas. The following examples demonstrate this.

worksurfaces

- Grain/patterns are **not** "centered"
- Applicable for Source or Foundation Laminate Wood Prints

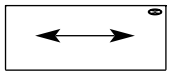

B_JBL, B_JFL, B_JCL or B_JLL



B_JBC, B_JFC, B_JCC or B_JLC

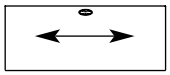

B_ZPF, B_ZPP, B_ZUB, B_ZUF, B_ZUC, B_ZUL, B_ZFS, B_ZFD, B_ZFL, B_ZFDB or B_ZFDF

returns or credenzas

- Door grain direction will always be vertical
- Drawer front grain direction will vary depending on finish selected

Cathedral Grain Pattern:

Source Laminate
- 3A – 3B – 3C – 3D – 3E – 3L – 3M – 3X – 8E – 8R – 8S – XQ – XR – 86 – 87 – 88

Foundation Laminate
- 2A – 2B – 2C – 2D – 2E – 2L – 2M – 2X– 7B – 7M – 7S – 7U – 7V – 7Z – RQ – YR

For colors listed above, the Cathedral Grain Pattern for door and drawer fronts will be book-matched

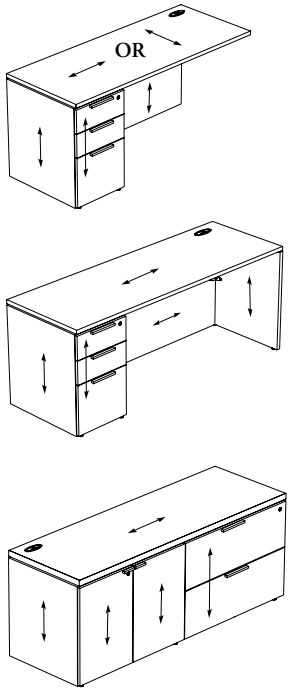

Straight Grain Pattern:

Source Laminate
- 3F – 3K – XJ

Foundation Laminate
- 2F – 2K – JG

For colors listed above, the Straight Grain Pattern for drawer fronts will be vertical

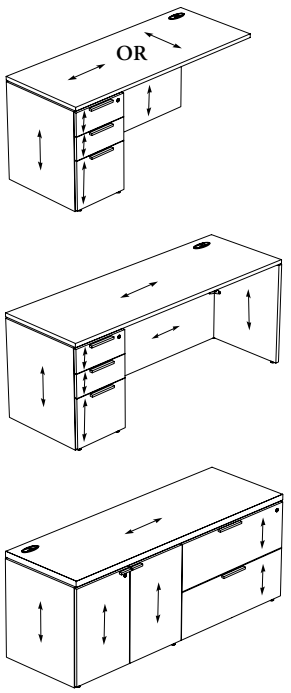

desks

desks

DESK BASICS 58

GABLES & EQUIVALENT SUPPORTS – DESKS 62

MODESTY PANEL BASICS 64

PLANNING WITH RECTANGULAR WORKSURFACES 66

DESK EDGE TRIM STYLES OVERVIEW 68

DESK FINISHES 69

GRAIN DIRECTION/USER EDGE – DESKS 70

desk basics

Expansion Casegoods desks can be used individually or with other desks to create a variety of workstation configurations.

All dimensions in this section are nominal

- All desks include a worksurface; grommets, supports (gables/frame legs/legs) and modesty panel are also usually included
- The half gable side of a desk must always be connected to another desk for stability
- Assemblies span up 84" in width without multiple supports
- Are designed with a 1/4" gap that allows mounting of accessories and wiring
- Are shipped knocked down
- Desks are compatible with all Teknion underworksurface storage products, but the storage for secondary desk products are dedicated to the Multi-Level Workstations only
- Hutches or Wall Panels can be installed on top. Some restrictions apply; see Mounted Storage section for details

desk anatomy

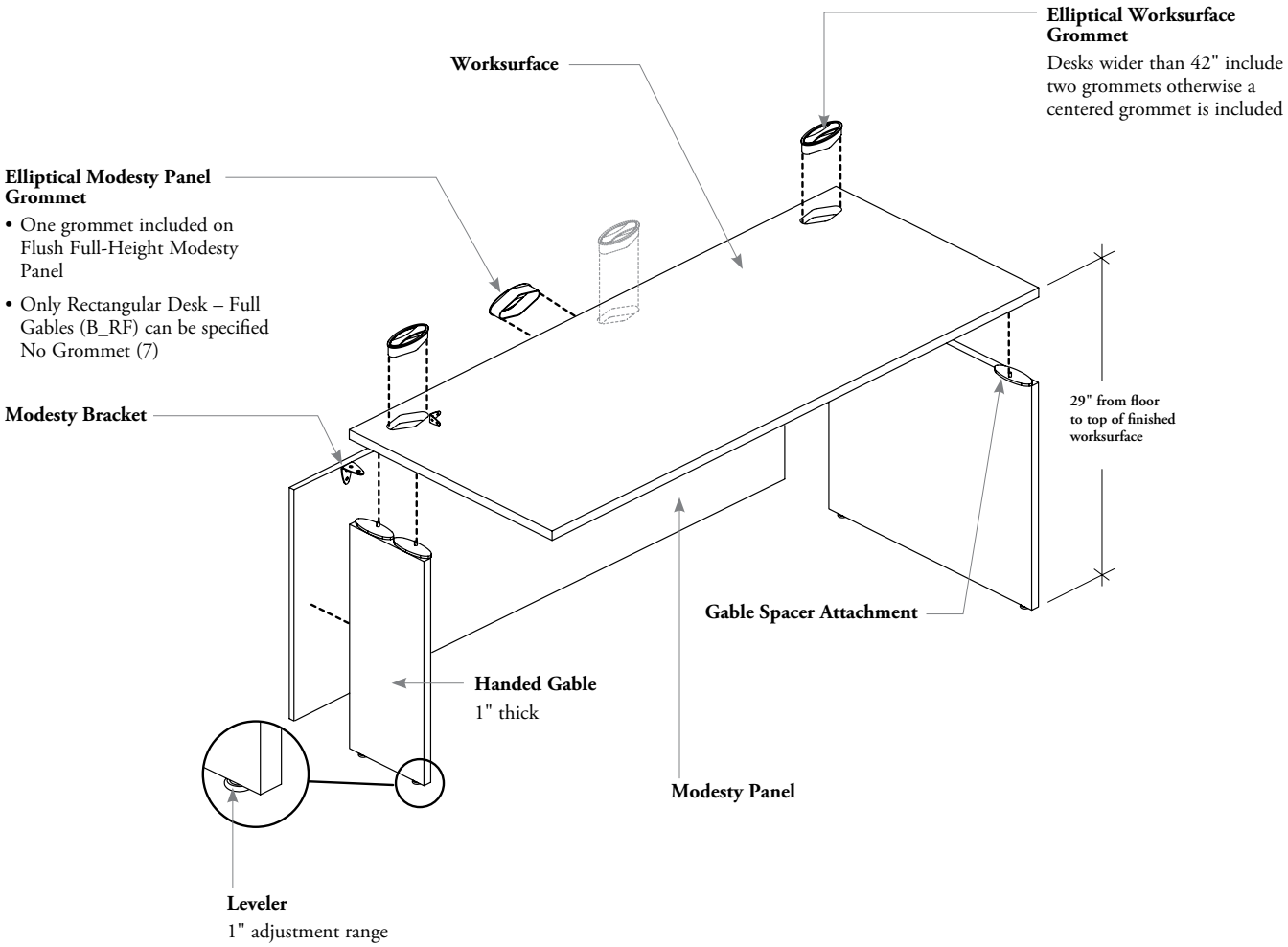

desk basics (continued)

Worksurfaces Shapes

Available in a variety of shapes including: Convex, Rectangular, Corner, Extended Corner, D-Shaped and P-Shaped

Worksurfaces

- Three thicknesses available:
  - D: 1" thick low pressure laminate (LPL)
  - M: high pressure laminate (HPL) with a 1 1/8" thick baseboard for a total surface thickness of 1 3/16"
  - X: high pressure laminate (HPL) with a 1 1/2" thick baseboard for a total surface thickness of 1 9/16"
  - V: high pressure laminate (HPL) with a 1 1/8" thick baseboard for a total surface thickness of 1 3/16" with Knife Edge Trim (Available for Rectangular Table (B_RTD only)
- Grain direction is specified on page 70

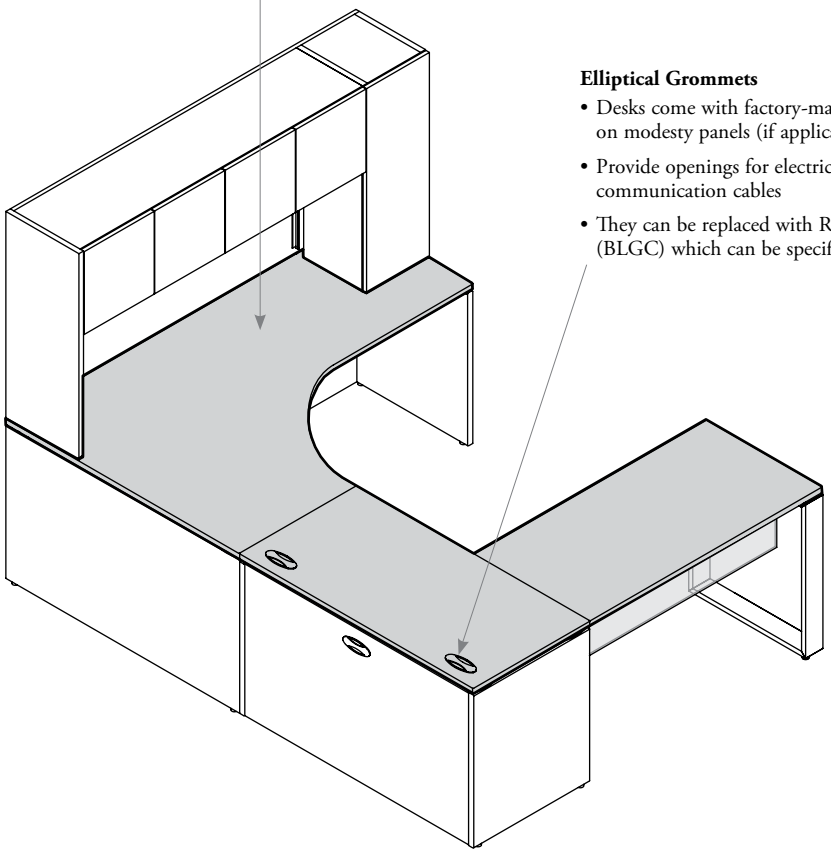

Elliptical Grommets

- Desks come with factory-made grommet cut-outs on modesty panels (if applicable) and worksurfaces
- Provide openings for electrical wiring and communication cables
- They can be replaced with Rectangular Grommets (BLGC) which can be specified separately

desk basics (continued)

Gables

- Full and half gables are handed
- Attached with universal mounting hardware
- Half gables provide additional kneespace clearance at desk junctions
- Gable spacer attachments are included to maintain stability and level the worksurface

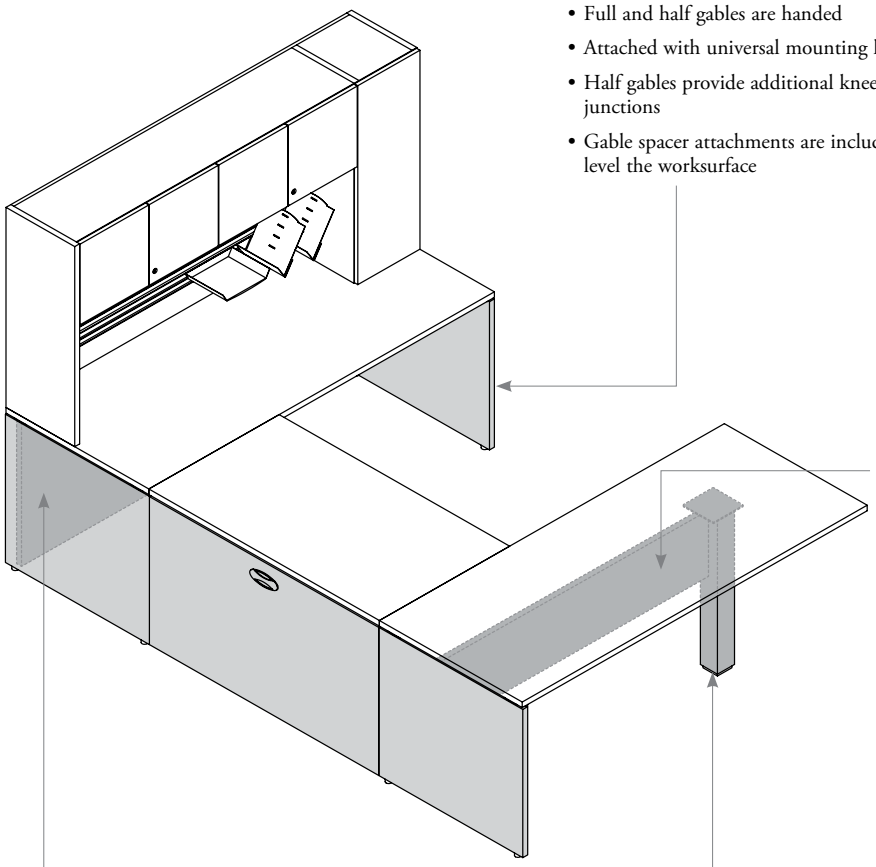

Peninsula or Suspended Modesty Panels

Can be specified separately

Modesty Panels

- Required on all desks with gables for structural stability
- Available in Laminate only
- Can be specified flush full- or half-height, or wall access
- Wall Access Modesty Panel allows access to power and communication on building wall; it is **not** intended for corridor or visitor applications
- Half-Height Modesty Panel can be intended for corridor or visitor applications but can be specified on the following desks only:
  – Rectangular Desks (B_RF, B_RS, B_RSC, B_RH, B_RHC)
  – Corner Desk (B_CD)
  – Extended Corner Desks (B_EC, B_ED)
  – Extended Peninsula Desks (B_PDH, B_EPH)
- Only Convex or Rectangular Desks with Recessed Modesty Panel (B_RR and B_VF) can be specified full- or half-height recessed

Half Modesty Panels for Peninsula Desks

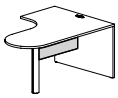

- Included with a Peninsula Desk and is required for structural stability and provides seated privacy
- Available in Laminate only
- **Cannot** be replaced by an optional Peninsula or Suspended Modesty Panel

Legs

- Five styles are available to provide a variety of aesthetic options
- Include leveler with a 1" adjustment range
- **Not** all leg style/desk combinations are available; see individual product pages

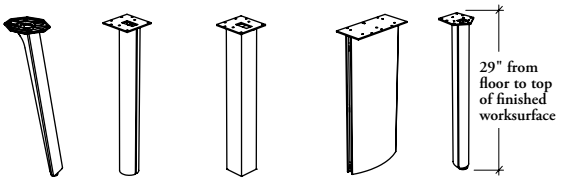

Blade Leg | **Column Leg** | **Central Square Post Leg** | **Elliptical Base** | **Angular Leg**

desk basics (continued)

Rectangular Bridges (B_RB or B_RBL)



- Can be used with:
  - Standard Preconfigured Desks with Single Pedestal (B_SRBS and B_SCBS only)
  - Executive Desk (B_YRLS)
  - Credenzas with Single Storage Unit
  - Desks with Full Gables (B_VF, B_RR, B_RF, B_BDF, B_PAF and B_RDF only)
  - Table/Fixed-Height Desks (B_MDWO, B_MDWF and B_MDWB only)
- Grain direction is available along depth (cross grain) or along width
- An optional solid modesty panel (BAMLB), full-, half-height or wall-access can be specified separately

Bridge Modesty Panels (BAMLB)

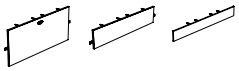

- Can be specified flush full- or half-height, or wall-access
- **Cannot** support any storage
- Must always be connected on straight user edge of the worksurface between two products with full gables

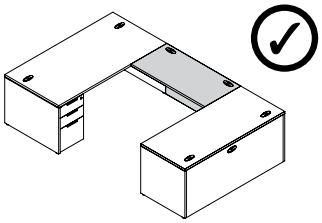

Connected between a Standard Preconfigured Desk and a Desk

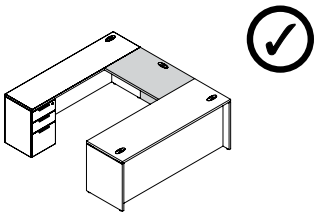

Connected between a Credenza and Desk

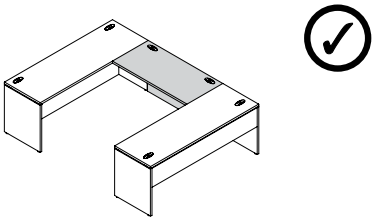

Connected between two Desks

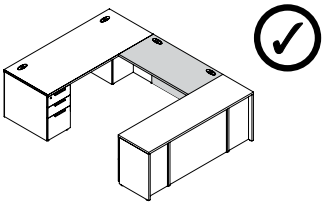

Connected between an Executive Desk and a Credenza

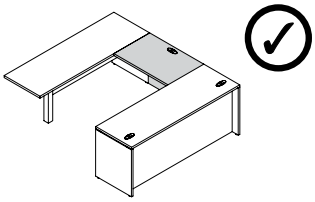

Connected between a Peninsula Desk with Half Modesty and a Desk

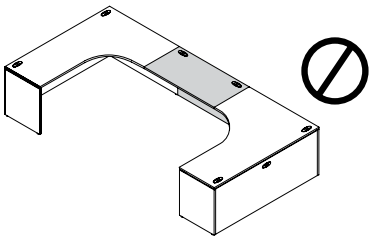

Connected between Corner, Extended Corner or Extended Peninsula Desks

A Rectangular Desk with Half Gables is **mandatory** for this application

Desk Returns (B_RNC or B_RNL)

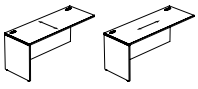

- Can be used with:
  - Standard Preconfigured Desks with Single Pedestal (B_SRBS and B_SCBS only)
  - Executive Desk (B_YRLS)
  - Credenzas with Single Storage Unit
  - Desks with Full Gables (B_VF, B_RR, B_RF, B_BDF, B_PAF and B_RDF only)
- Modesty panels can be specified flush full-height or wall-access
- **Cannot** support any storage
- Must always be connected to a full gable on the straight user edge of the worksurface. See Return Applications on page 45
- The wall access modesty panel comes 6" wider than the worksurface

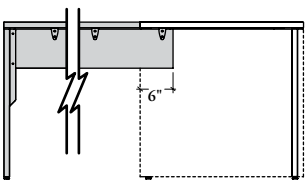

gables & equivalent supports – desks

Desks are available with full or half gables, or equivalent supports. Half gables provide additional kneespace clearance at desk junction.

- Two half gables can sufficiently support two semi-supported desks butted up against one another. Flush Plates are included to maintain stability and level the surface
- Extended Corner and Corner Unit Desks **cannot** be used alone; they must be combined with one or more desks with half gable to form a complete workstation

one half gable

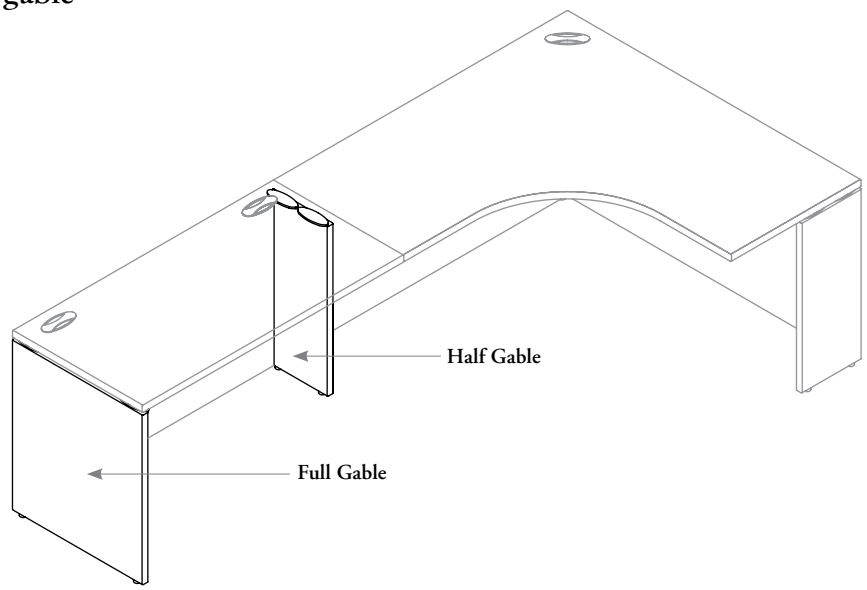

two half gables

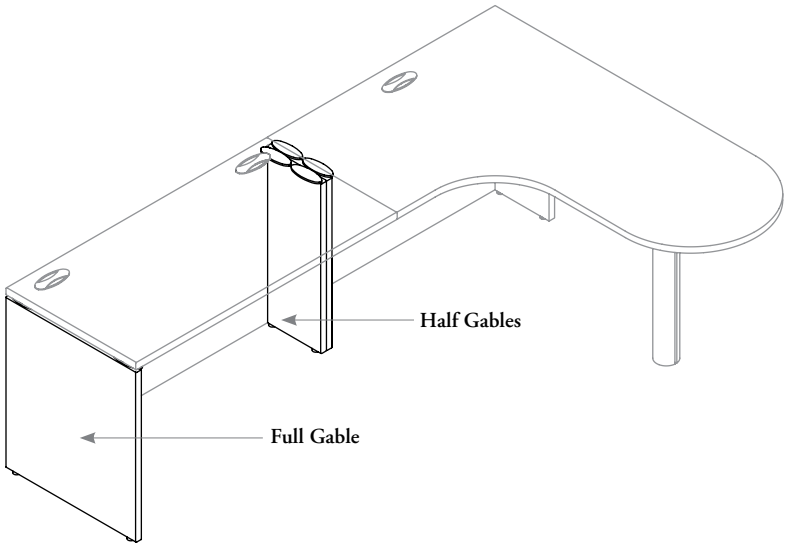

gables & equivalent supports – desks (continued)

Two Full Gables

- Single desks with two full gables are freestanding and can either be used alone or combined with other desks
- Any desk that **does not** have two full gables is semi-supported and must be attached to other desks with full gable or similar support at both ends
- A run of desks **cannot** exceed 120" without full gable support to maintain stability

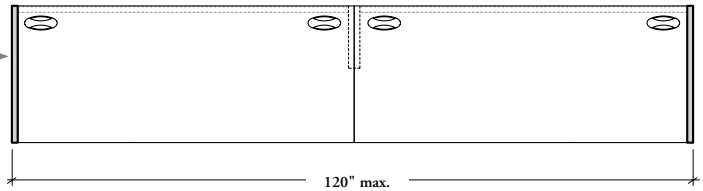

Support Requirements for Mounted Storage

When supporting hutches, desks require full gable support every 84" maximum

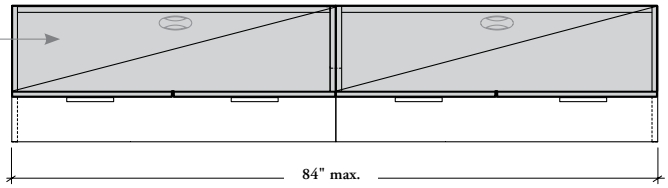

Extended Corner and Corner Desks

The distance between corner desks **cannot** exceed 72"

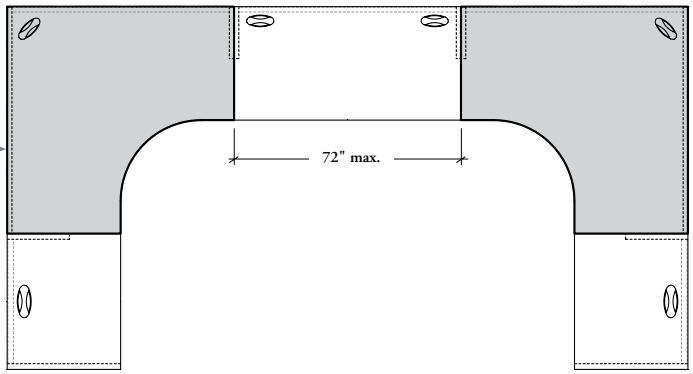

Peninsula Desk with Half Modesty

- Provide sufficient support (full gables are **not** required)
- Act as a full gable
- May **not** span more than 120" on either side without full gable support

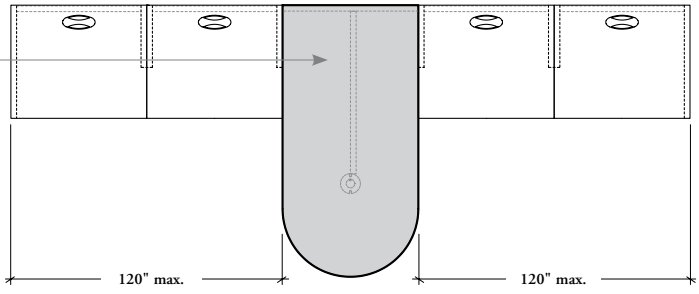

modesty panel basics

Modesty Panels create seated privacy for various configurations. They allow access to electrical outlets as well as power/ data sharing between workstations in cluster applications.

Peninsula and Suspended Modesty Panels must be specified separately from Extended Peninsula Desks with Half Gables, Peninsula Worksurfaces, Rectangular Worksurface and Tables

Flush Full- or Half-Height, or Wall Access Modesty Panels

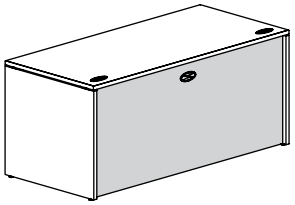

Flush
Full-Height (1)

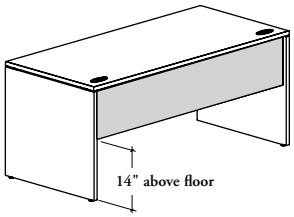

Flush
Half-Height (5)

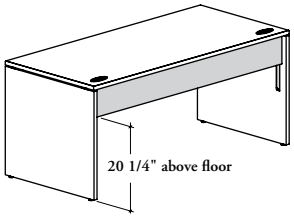

Wall Access (9)
1 1/8" Recessed

- Only Full-Height or Wall Access style is included with all desks with gables and desk returns; they may **not** be specified separately, except for the bridge worksurfaces
- Half-Height style is included with specific desks; see individual product pages
- Connected to the rear of a desk
- Elliptical Grommets are provided on flush full-height modesty panels only, except Rectangular Desk – Full Gables (B_RF) can be specified No Grommet (7)

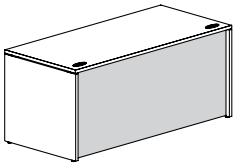

Flush
Full-Height
No Grommet (7)

- Constructed of 1" thick low pressure laminate (LPL)
- Flush Full-Height Modesty Panel can be installed flush-mounted or in the power-plug clearance position. This 1 1/8" recess provides the clearance to connect an Plug-In Power Bar – Desk Mounted with Wire Clips (BLPPD) to the wall outlets

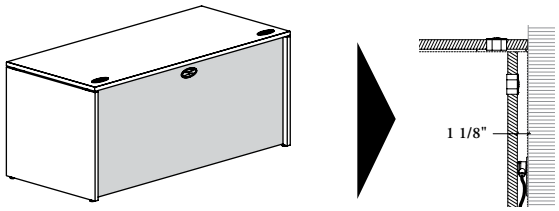

1 1/8" Recessed Power-Plug Clearance

Recessed Modesty Panels

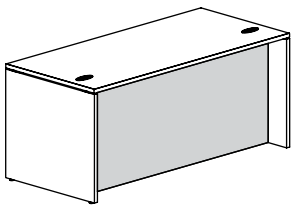

Recessed
Full-Height (2)

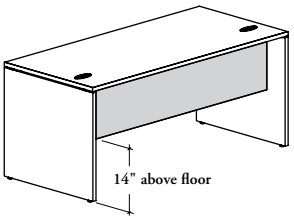

Recessed
Half-Height (6)

- Included with Desks with Recessed Modesty Panels and Full Gables only (B_VF or B_RR)
- Connected to the rear of a desk
- Can be specified in Full- or Half-Height
- **No** grommet on modesty panels
- Constructed of 1" thick low pressure laminate (LPL)

modesty panel basics (continued)

Peninsula Modesty Panels (BAMPL or BAMPM)

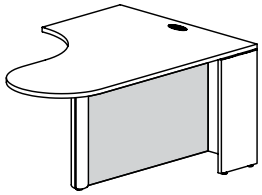

Full-Height (F)
Laminate only
(BAMPLF)

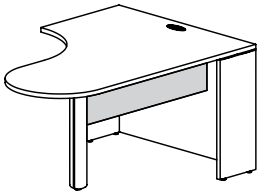

Half-Height (H)
Laminate
(BAMPLH)

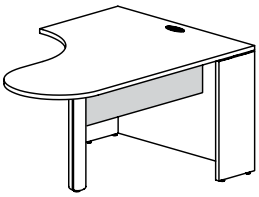

Half-Height
Metal
(BAMPM)

- Can be specified separately and used only with specific desks; see individual product pages
- Width specified depends of three elements; support selected (dual-legs, mono-leg or base), modesty height (half or full) and desk width; see page 205 for details
- 1" thick laminate panels are available in full- or half-height; 1" thick metal panels are available in half-height only

Suspended Modesty Panels (BASML, BASMG, BASMM or BASME)

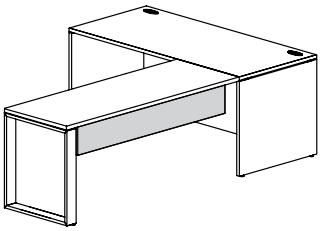

Half-Height
1" thick Laminate or Flintwood
(BASML)

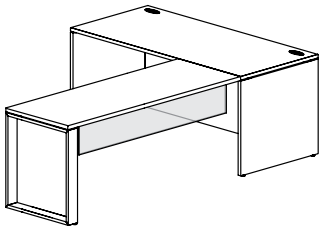

Half-Height
Standard or
Back-Painted Glass
(BASMG)

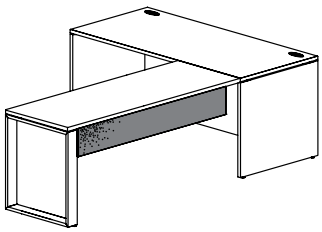

Half-Height
Felt
(BASME)

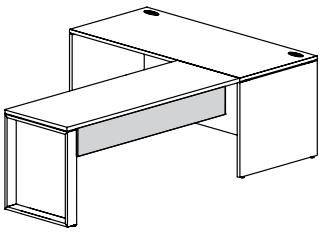

Half-Height
1" thick Metal
(BASMM)

- Can be specified separately and within the standard desk section, it can be used only with:
  – Rectangular Worksurfaces (B_RWL or B_RWC)
  – All Tables
- All modesty panel styles can be specified in half-height only
- Can be installed 6" recessed or at the user's convenience
- Can be specified in Laminate, Flintwood, Glass, Metal or Felt
- Width of modesty panel specified depends on supports selected; see page 206 for the specification

planning with rectangular worksurfaces

supporting applications – 28" high freestanding storage and other supports

Rectangular Worksurface (B_RWL or B_RWC) in Collaborative Applications

- Must be connected in the junction of two desks (shown) or can also be used as a return on a single desk or credenza with a full gable
- Blade Legs, Angular Legs, Semi-Supported Gable with Spacers, Semi-Supported Legs, Frame Legs, and Storage are **not** included with worksurface; they must be specified separately
- 60" maximum unsupported span is required when connected as a return on a junction of two desks with half gables

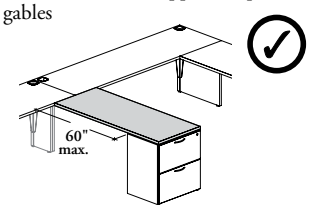

Supported by a Freestanding Storage Configurations

- Can be used to support one end of a desk or worksurface
- **Not** compatible with metal cabinet
- Must be installed with Spacer Attachments to maintain stability
- When specified, Spacer Attachments and hardware are included with the worksurface

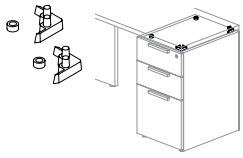



Linking Plates

- Can be used to link one end of a worksurface to a desk
- When specified, Linking Plates and hardware are included with the worksurface

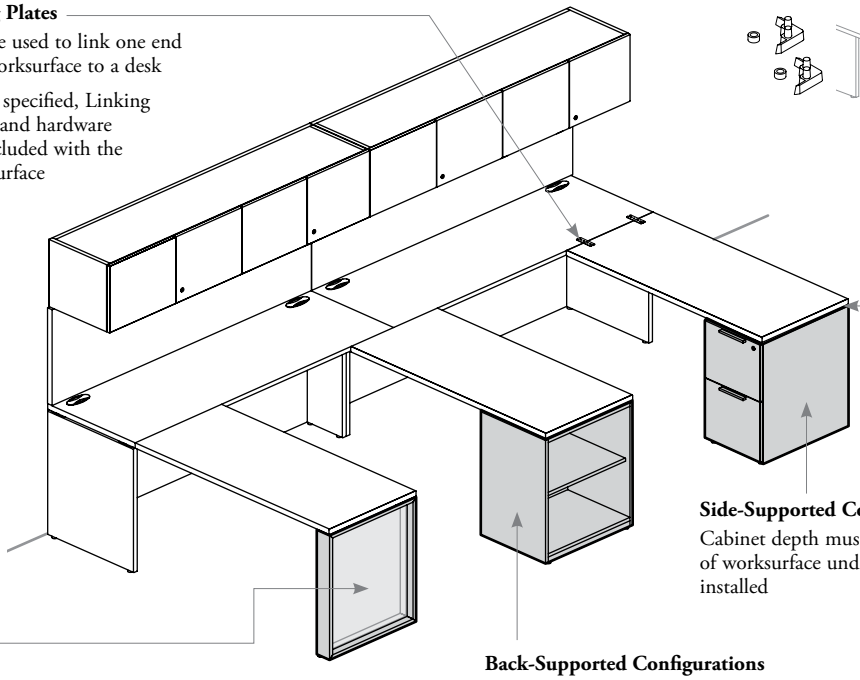

Side-Supported Configurations

Cabinet depth must equal depth of worksurface under which it is installed

Back-Supported Configurations

Cabinet width must equal depth of worksurface under which it is installed

Frame Legs (BWWO, BWWFL or BWWFG)

- Support the end of a worksurface to maintain stability
- Three Frame Leg support styles are available:

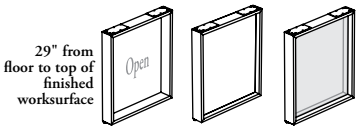

Open | **Solid Infill End Panel** | **Glass Infill End Panel**

- When specified, support and hardware are **not** included with the worksurface

Also Available:

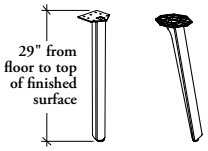

Angular Leg (BWAL) | **Blade Leg (BWSLB)**

Legs

- Only these two leg types can be installed under the worksurface
- When specified, support and hardware are **not** included with the worksurface

Semi-Supported Gables with Spacers – Solid (BWGG)



- Supports the end of a worksurface to maintain stability
- Is designed with a 1/4" gap which replicates the Standard Desks look
- **Cannot** replace a Semi-Supported Leg
- When specified, support and hardware are **not** included with the worksurface

Semi-Supported Leg – Solid (BWGL)

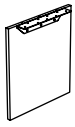

- Supports the end of a worksurface to maintain stability
- Is designed with **no** 1/4" gap which replicates the Multi-Level Workstations look
- **Cannot** replace a Semi-Supported Gable with Spacers
- When specified, support and hardware are **not** included with the worksurface

planning with rectangular worksurfaces (continued)

hanging applications – freestanding storage higher than 28"

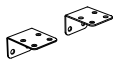

Freestanding Storage higher than 28" and Hang-On Kit (BXHK)

- Can be used to support one end of a worksurface
- Must be installed with Hang-On Kit to maintain stability
- When specified, Hang-On Brackets and hardware are included with the worksurface

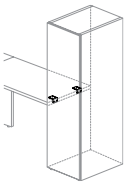

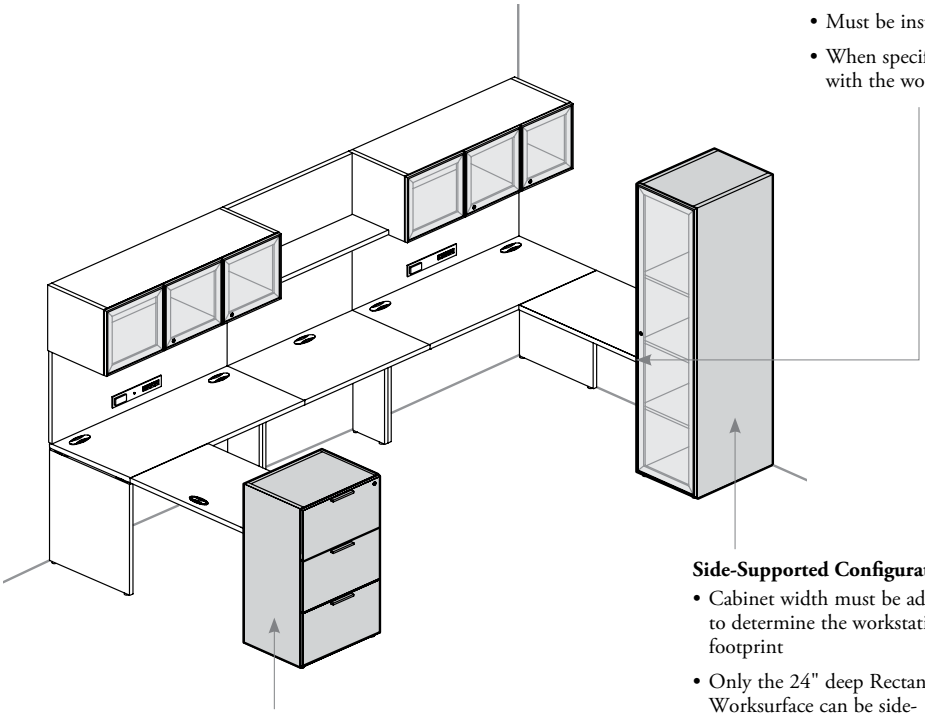

Side-Supported Configurations

- Cabinet width must be added to determine the workstation footprint
- Only the 24" deep Rectangular Worksurface can be side-supported by the Hang-On Supports

Back-Supported Configurations

- Cabinet width must equal depth of worksurface under which it is installed
- Cabinet depth must be added to determine the workstation footprint

freestanding applications

Freestanding Configurations

- The appropriate support combination will allow using the Rectangular Worksurface as a freestanding product

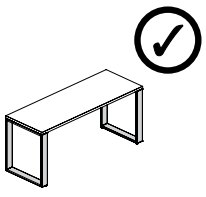

Frame Legs

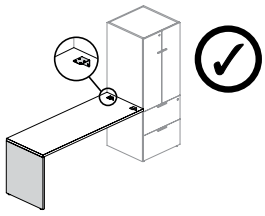

Hang-On Supports and Semi-Supported Leg/ Gable

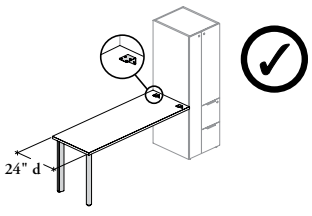

Hang-On Supports and Angular/Blade Legs

- Some restrictions apply to the support combinations:



Semi-Supported Leg/ Gable and Angular/ Blade Legs

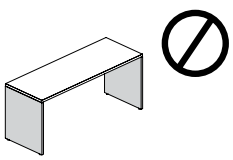

Semi-Supported Legs/Gables



Angular Legs

desk edge trim styles overview

The chart below indicates which edge trim styles can be specified with all surface finishes.

- All edge finishes require that an edge trim color be chosen
- When Worksurface Thickness (D, M or X) is specified, Full Knife Trim (F) option is **not** available
- When Worksurface Thickness (V) is specified, Straight Trim (6) option is **not** available

edge on product	description	source laminate or foundation laminate worksurface finish	applicable with desks...
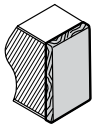 **Straight Trim (6)** (Available with 1" (D), 1 3/16" (M) or 1 9/16" (X) Thickness)	**Straight and Curved Style** 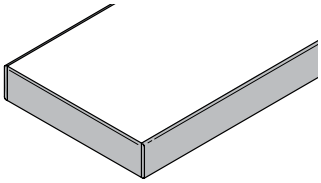 3 mm thick on all edges	Yes	**B_VF B_RR B_RF B_RS B_RSC B_RNL B_RNC B_RH B_RHC B_CD B_EC B_ED B_PDW B_PDH B_BDF B_BWW B_EPW B_EPH B_PAF B_RDF B_RPW B_RPC B_RTD B_RWL B_RWC B_RBL B_RB**
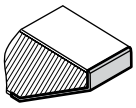 **Full Knife Trim (F)** (Only available with 1 3/16" Knife Edge (V) Thickness only)	**Straight Corner Style only** 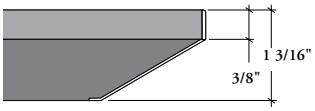 1.5 mm thick on all edges	Yes (foundation laminate only)	**B_RTD only**

desk finishes

Desks and related parts are available in a wide variety of finish colors. Finish codes must be included in the order.

- All Laminate components are protected with a solid plastic edge
- Flintwood finishes are **not** available in this section
- **Not all** Thickness, Finish, Style or Color options are available, refer to the Finish Restrictions Chart below

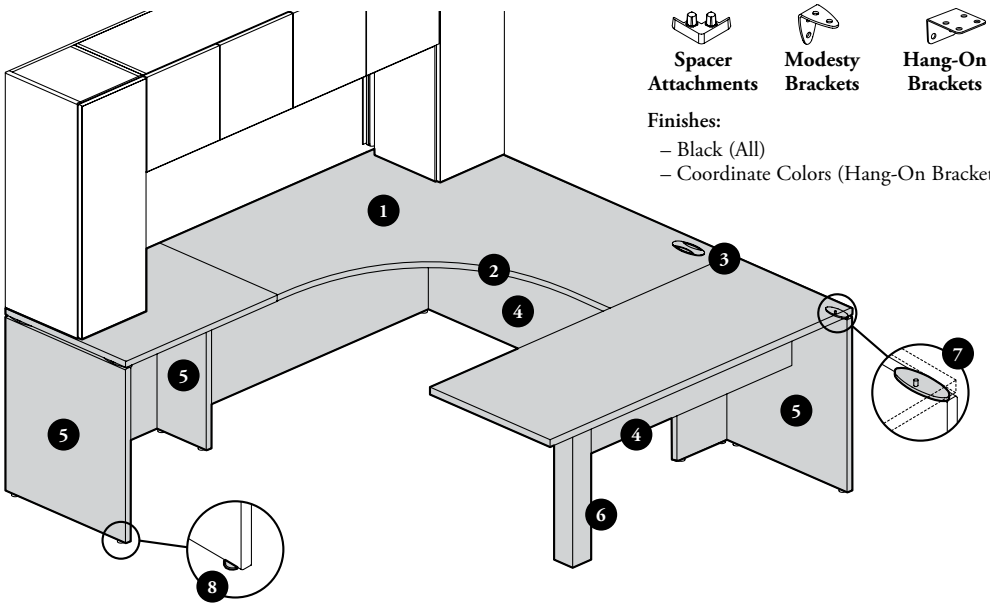

Also available:

Spacer Attachments | **Modesty Brackets** | **Hang-On Brackets** | **Linking Plates**

Finishes:
– Black (All)
– Coordinate Colors (Hang-On Brackets only)

1 Worksurface
Finishes:
– Source Laminate
– Foundation Laminate

2 Worksurface Edge Trim
Edge Trim Styles:
– Straight Trim (3mm) (6)
– Full Knife Trim (F) (Table B_RTD only)

3 Elliptical Grommet
Finish:
– Source Laminate
- Worksurface Grommets match with Worksurface finish whenever a corresponding match is available in Source Laminate colors. Otherwise, Worksurface Grommets match with Case, Gable and Modesty Panel finish. The Modesty Grommet matches with Modesty Panel finish

4 Modesty Panel and 5 Gable
Finish:
– Source Laminate
- Only one color may be specified for Gables and Modesty Panel (including its grommets)
- Brackets (attached on gables) on Wall Access Modesty Panel will match the color of Gables

6 Leg or Base
Finishes:
– Foundation
– Mica
– Clear Anodized (AC) (Central Square Post Leg only)

7 Hardware (Gable Spacer Attachment)
Finishes:
– Foundation
– Mica

8 Leveler
Finish:
– Black

finishes restriction chart

Worksurface Thickness	Worksurface Finish	Edge Trim Style	Edge Trim Finish	Gable and Modesty Panel Finish
D 1"	Source Laminate	6	Edge Trim Colors *	Source Laminate
M 1 3/16"	Foundation Laminate	6	Edge Trim Colors *	
X 1 9/16"	Foundation Laminate **	6	Edge Trim Colors **	
V 1 3/16" Knife Edge	Foundation Laminate	F	Edge Trim Colors	N/A

*** Except Black Matte, Baltic Ply, Clay Matte and Fossil Matte for Edge Trim Style (6) only**
**** Storm White, Very White, Crisp Grey, Soft Gris or Wood Prints only**

grain direction/user edge – desks

Grain direction is an important factor when planning adjacent desks. The direction of grain patterns varies depending on the type of desk specified.

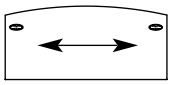

B_VF

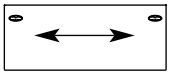

B_RR

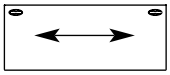

B_RF, B_RS, B_RNL or B_RH

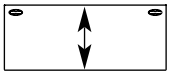

B_RSC, B_RNC or B_RHC

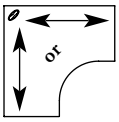

B_CD

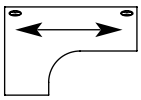

B_EC or B_ED

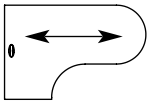

B_PDW or B_PDH

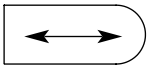

B_PDF or B_BWW

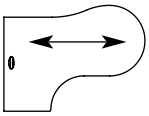

B_EPW or B_EPH

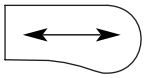

B_PAF

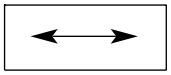

B_RDF or B_RPW



B_RPC

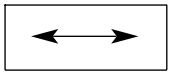

B_RWL

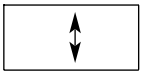

B_RWC

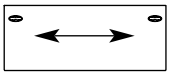

B_RTD

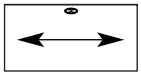

B_RBL

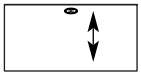

B_RB

gable and modesty panel grain direction

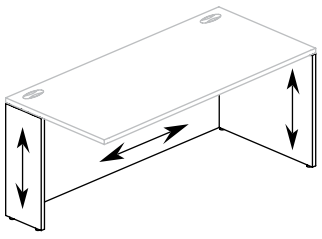

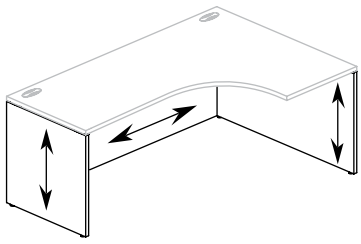

multi-level workstations

multi-level workstations

FIXED-HEIGHT CONFIGURATIONS:

UNDERSTANDING MULTI-LEVEL WORKSTATIONS 80

TABLE/FIXED-HEIGHT DESK BASICS 86

PRIMARY DESK FOR U-SHAPE CONFIGURATION BASICS. 88

UNDERSTANDING MULTI-LEVEL WORKSTATIONS – FIXED-HEIGHT WORKSURFACES WITH WORKWALL STORAGE 90

FULL-MODESTY FIXED RUN-OFF – OFFSET BASE BASICS 92

PLANNING WITH FULL-MODESTY FIXED RUN-OFF – OFFSET BASE. 94

FIXED-HEIGHT CANTILEVER RUN-OFF BASICS 96

PLANNING WITH FIXED-HEIGHT CANTILEVER RUN-OFF. 99

FIXED WORKSURFACES – MID-HEIGHT BASICS 101

SUPPORTING APPLICATIONS FOR FIXED WORKSURFACES – MID-HEIGHT. 104

PLANNING WITH FIXED WORKSURFACES – MID-HEIGHT. 105

HIGH SECONDARY DESK BASICS. 108

multi-level workstations (continued)

RUN-OFF & HIGH SECONDARY DESK BASICS. 109

OVERLAPPING BRIDGE & HIGH SECONDARY DESK BASICS . . . 110

LOW SECONDARY DESK BASICS 111

RUN-OFF & LOW SECONDARY DESK BASICS 112

OVERLAPPING BRIDGE & LOW SECONDARY DESK BASICS 114

RUN-OFF WORKSURFACE SUPPORT APPLICATIONS 115

PLANNING WITH FIXED-HEIGHT WORKSURFACES 116

FIXED-HEIGHT WORKSURFACE FINISHES 117

HEIGHT-ADJUSTABLE CONFIGURATIONS:

UNDERSTANDING HEIGHT-ADJUSTABLE WORKSURFACES 120

UNDERSTANDING MOUNTING STYLES FOR HEIGHT-ADJUSTABLE WORKSURFACES 132

HEIGHT-ADJUSTABLE DESK & WORKSURFACE COMPONENTS 136

SWITCHES 143

multi-level workstations (continued)

HEIGHT-ADJUSTMENT RANGES 144

CLEARANCES WITH OVERHEAD CABINETS OR SHELVES 147

POWERBAR APPLICATIONS 148

HEIGHT-ADJUSTABLE DESK BASICS 150

HEIGHT-ADJUSTABLE L-SHAPE DESK BASICS 151

FULL-MODESTY HEIGHT-ADJUSTABLE WORKSURFACE BASICS 152

PLANNING WITH FULL-MODESTY HEIGHT-ADJUSTABLE WORKSURFACES 156

HEIGHT-ADJUSTABLE CANTILEVER RUN-OFF BASICS 158

PLANNING WITH HEIGHT-ADJUSTABLE CANTILEVER RUN-OFF . . . 161

HEIGHT-ADJUSTABLE RECTANGULAR WORKSURFACE & RUN-OFF BASICS 162

HEIGHT-ADJUSTABLE PENINSULA BASICS 164

HEIGHT-ADJUSTABLE L-SHAPE WORKSURFACE BASICS 166

multi-level workstations (continued)

HEIGHT-ADJUSTABLE DESK FOR U-SHAPE WORKSTATION BASICS 168

PLANNING WITH HEIGHT-ADJUSTABLE WORKSURFACES. 169

SECONDARY DESK BASICS 175

PLANNING WITH SECONDARY DESKS 176

HEIGHT-ADJUSTABLE WORKSURFACE FINISHES 178

WORKSURFACE GROMMET, CUT-OUT & MONITOR ARM APPLICATIONS. 182

PLANNING WITH MULTI-LEVEL WORKSTATIONS – WORKSURFACE GROMMET OR CUT-OUT POSITIONS. 183

EDGE TRIM STYLES OVERVIEW – MULTI-LEVEL WORKSTATIONS. . 196

GRAIN DIRECTION/USER EDGE – MULTI-LEVEL WORKSTATIONS . . 198

understanding multi-level workstations – fixed-height

fixed-height configurations

The following should be considered when planning with Expansion Casegoods Fixed-Height Multi-Level Workstations.

All dimensions in this section are nominal

planning with workwall module – fixed-height cantilever run-off

- Must be installed against a building wall
- A Wall Panel is **not** mandatory for mounting this product
- The module can be combined with Workwall Kneespace Module for Height-Adjustability, Workwall Credenza, Freestanding Tower and Workwall Storage with Integral Top to create a complete workstation

Workwall Module – Fixed-Height Cantilever Run-Off combined with Fixed-Height Cantilever Rectangular Run-Off

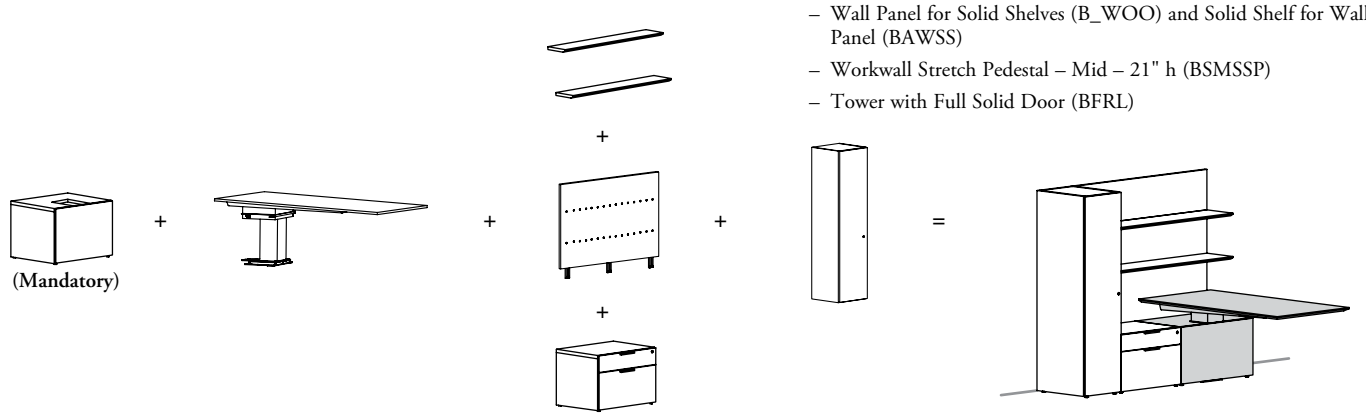

This configuration can be created with a combination of:

- Workwall Module – Fixed-Height Cantilever Run-Off (BHKFC)
- Fixed-Height Cantilever Rectangular Run-Off (B_MCR)
- Wall Panel for Solid Shelves (B_WOO) and Solid Shelf for Wall Panel (BAWSS)
- Workwall Stretch Pedestal – Mid – 21" h (BSMSSP)
- Tower with Full Solid Door (BFRL)

planning with workwall kneespace module – full-modesty fixed run-off

- Workwall Kneespace Module – Full-Modesty Run-Off must be anchored to a wall that has load bearing capabilities, refer to the installation guide for details
- A Wall Panel is **not** mandatory for mounting a Full-Modesty Fixed Run-Off Worksurface
- The module can be combined with Workwall Kneespace Module for Height-Adjustability, Workwall Credenza, High Secondary Desk, Freestanding Tower and Workwall Storage with Integral Top to create a complete workstation

Workwall Kneespace Module – Full-Modesty Fixed Run-Off combined with Full-Modesty Fixed Run-Off

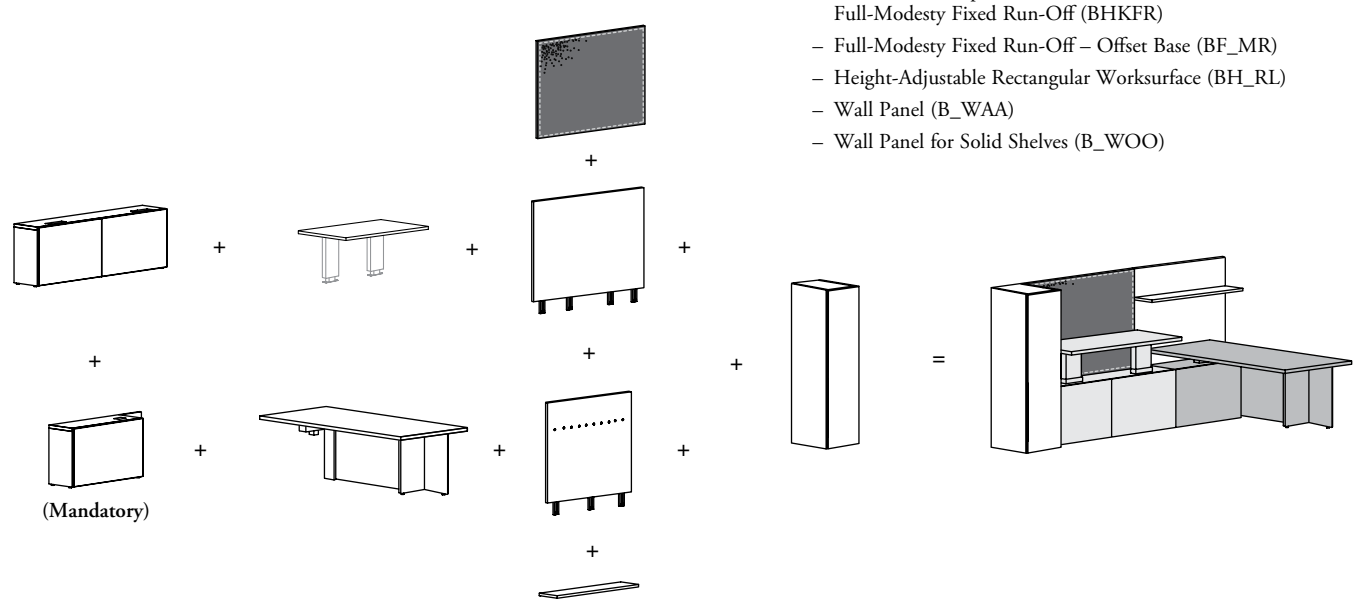

This configuration can be created with a combination of:

- Workwall Kneespace Module – Full-Modesty Fixed Run-Off (BHKFR)
- Full-Modesty Fixed Run-Off – Offset Base (BF_MR)
- Height-Adjustable Rectangular Worksurface (BH_RL)
- Wall Panel (B_WAA)
- Wall Panel for Solid Shelves (B_WOO)

understanding multi-level workstations – fixed-height (continued)

fixed-height configurations

planning with workwall kneespace module – height-adjustability and fixed worksurface

Workwall Kneespace Module – Height-Adjustability and Fixed Worksurface combined with Fixed Run-Off and Height-Adjustable Rectangular Worksurface

This configuration can be created with a combination of:

- Workwall Kneespace Module – Height-Adjustability and Fixed Worksurface (BHKHF)
- Fixed Run-Off – Mid-Height (BM_R)
- Height-Adjustable Rectangular Worksurface (BH_RL)
- Wall Panel (B_WAA)
- Wall Panel for Solid Shelves (B_WOO)

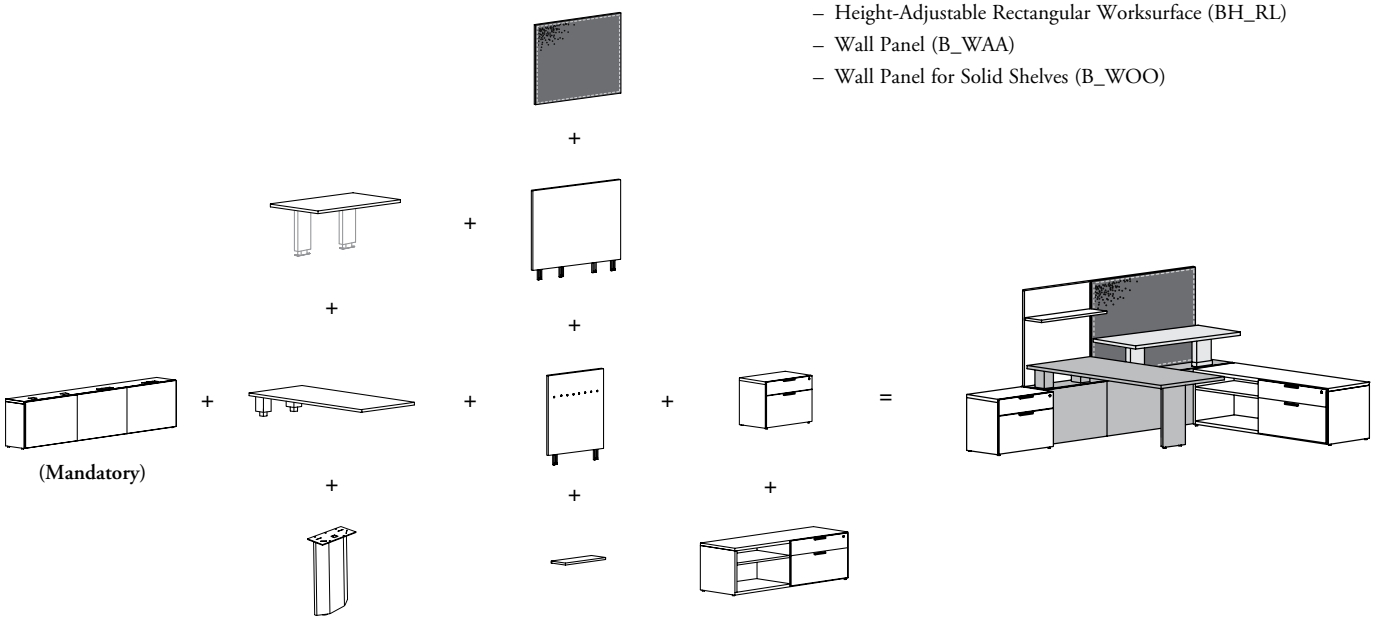

planning with workwall credenza – fixed worksurfaces

- Workwall Credenza provides all-in-one unit with selection of pre-configured functionalities, ideal for compact office
- Must be installed against a building wall
- A Wall Panel is **not** mandatory for mounting a Fixed-Height Worksurface

Workwall Credenza – Fixed-Worksurface combined with Fixed Run-Off

This configuration can be created with a combination of:

- Workwall Credenza with Open and Drawers – Fixed Worksurface – Mid – 21" h (BSMWL)
- Fixed Run-Off – Mid-Height (BM_R)
- Wall Panel for Metal Accessory Shelves (B_WMM)

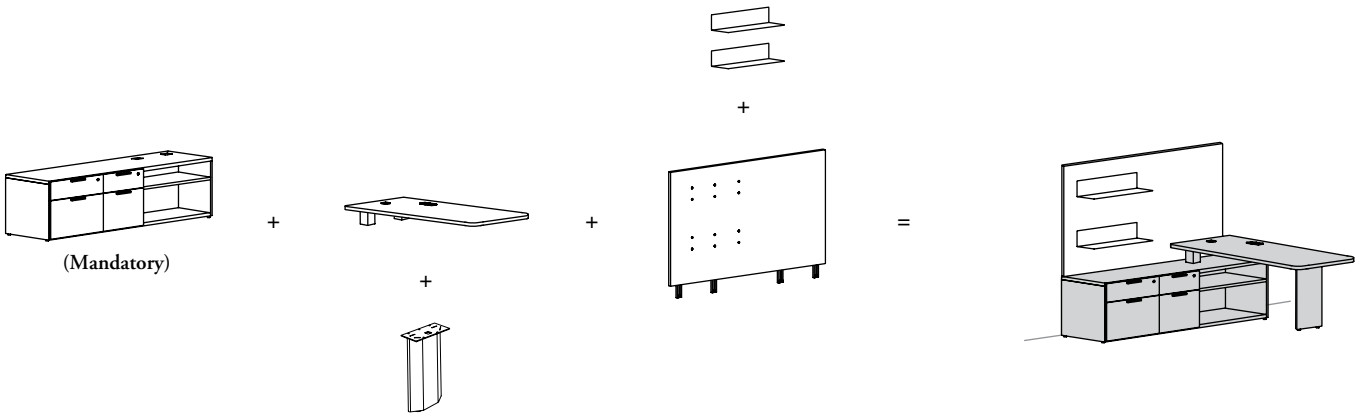

understanding multi-level workstations – fixed-height (continued)

fixed-height configurations

planning with workwall credenza – fixed worksurfaces (continued)

Workwall Credenza – Fixed-Worksurface combined with Fixed Extended Tapered Peninsula

This configuration can be created with a combination of:

– Workwall Credenza with Open and Combo – Fixed Worksurface – Mid – 21" h (BSMCFW)

– Fixed Extended Tapered Peninsula – Mid-Height (BM_EP)

– Wall Panel for Metal Accessory Shelves (B_WMM)

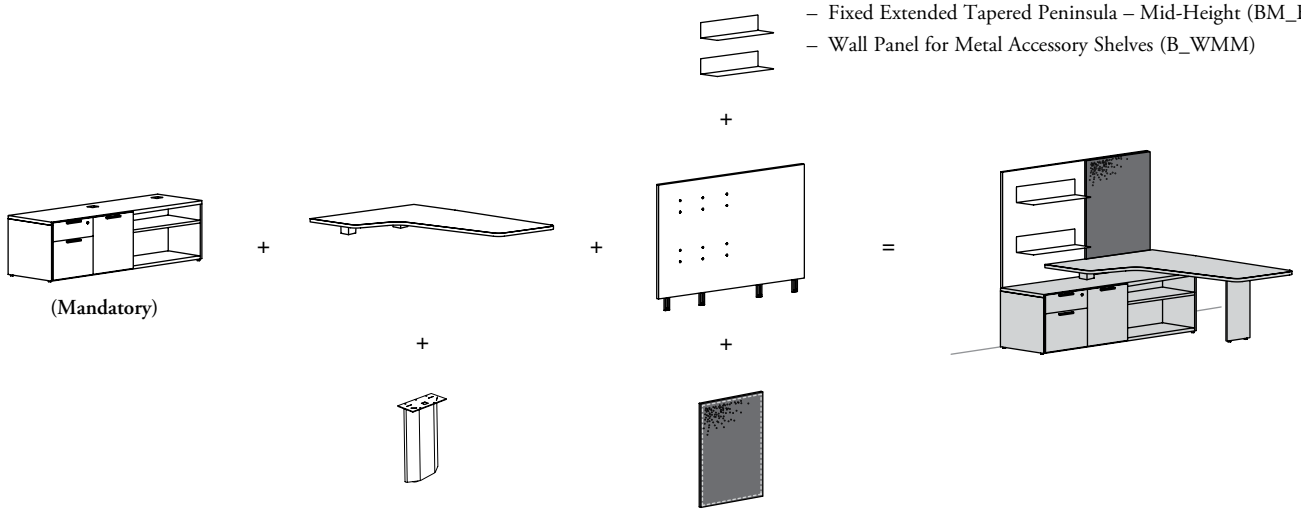

(Mandatory)

planning with secondary desks

- Secondary Desks must always be installed against a building wall
- Depending on the layout, maximum unsupported span restrictions may apply, refer to page 116 of this section
- On a Low Secondary Desk, a Wall Panel is **mandatory** for mounting a Run-Off Worksurface, a Run-Off with Glass Top or an Overlapping Bridge
- Run-Off Worksurface or Overlapping Bridge with End Support for Low Secondary Desk should be used when there is **no** wall panel to support the worksurface

Low Secondary Desk combined with Table Desk

This configuration can be created with a combination of:

– Low Secondary Desk (B_MSDL)

– Table Desk with Full Modesty – Open Frame Legs (B_MFWO)

– Wall Panel (B_WAA)

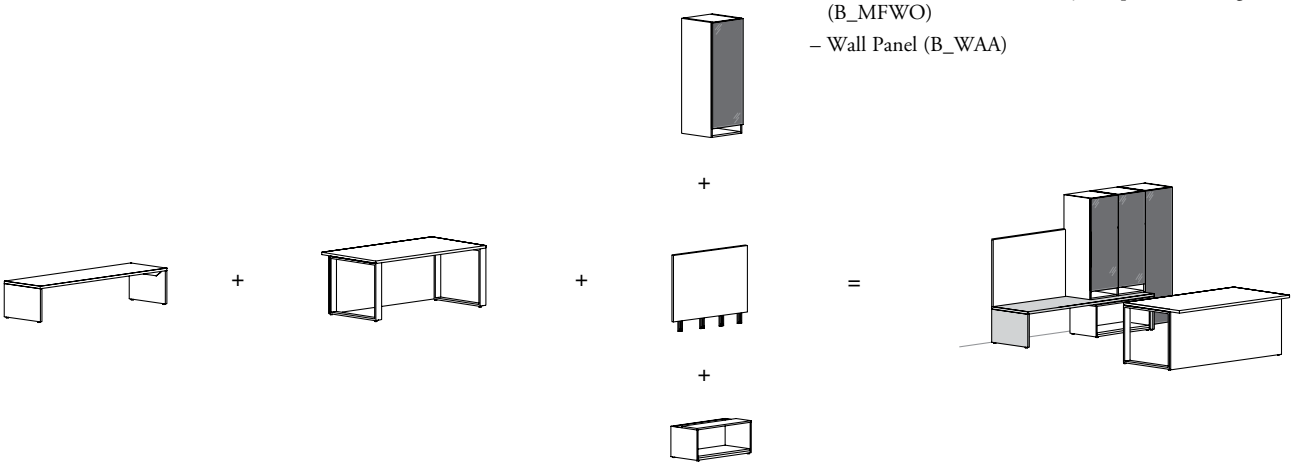

understanding multi-level workstations – fixed-height (continued)

planning with secondary desks (continued)

Low Secondary Desk combined with Run-Off with Glass Top

This configuration can be created with a combination of:

- Low Secondary Desk (B_MSDL)
- Run-Off with Glass Top – Low Secondary Desk with Dual Square Post Legs (BGMTLD)
- Wall Panel (B_WAA)

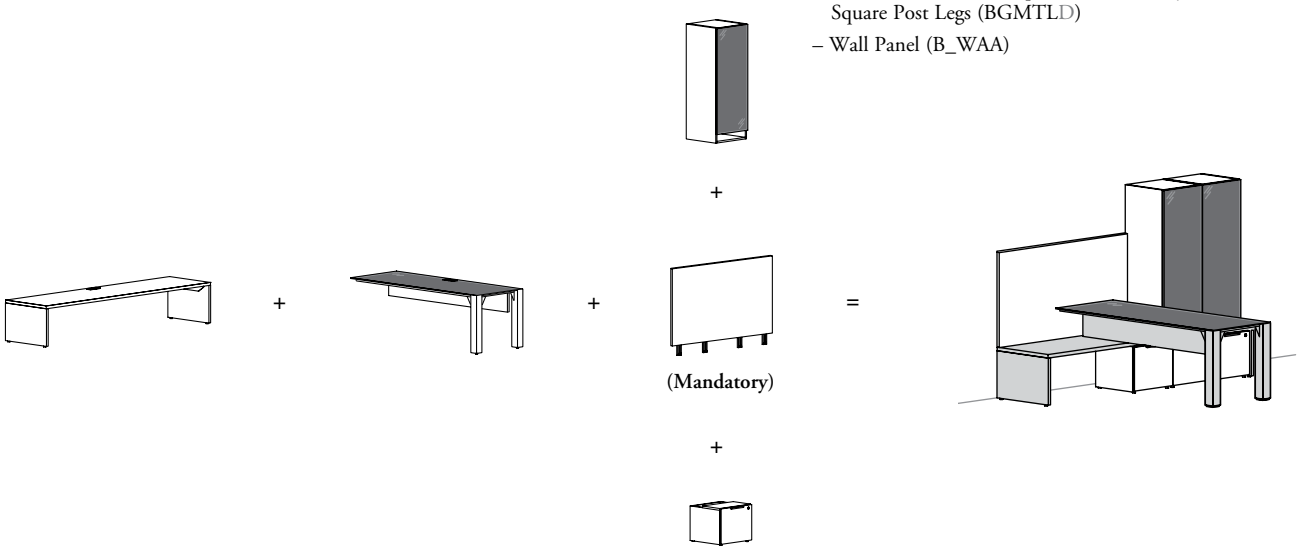

Low Secondary Desk combined with Run-Off Worksurface with End Support

This configuration can be created with a combination of:

- Low Secondary Desk (B_MSDL)
- Run-Off Worksurface with End Support – Low Secondary Desk (B_MPG)

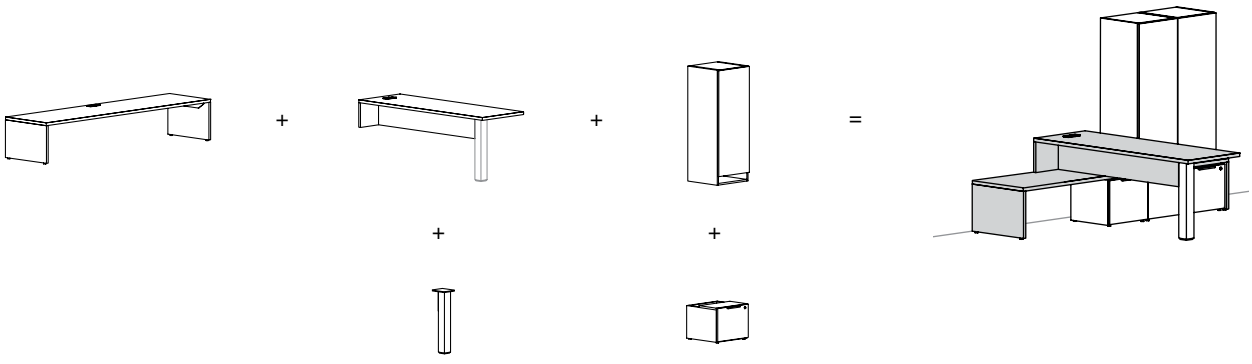

understanding multi-level workstations – fixed-height (continued)

fixed-height configurations

planning with secondary desks (continued)

Low Secondary Desk combined with Overlapping Bridge and Primary Peninsula Desk for U-Shape Configuration

This configuration can be created with a combination of:

- Low Secondary Desk (B_MSDL)
- Overlapping Bridge – Low Secondary Desk (B_MBL)
- Primary Desk for U-Shape Configuration (B_MDG)
- Wall Panel (B_WAA)

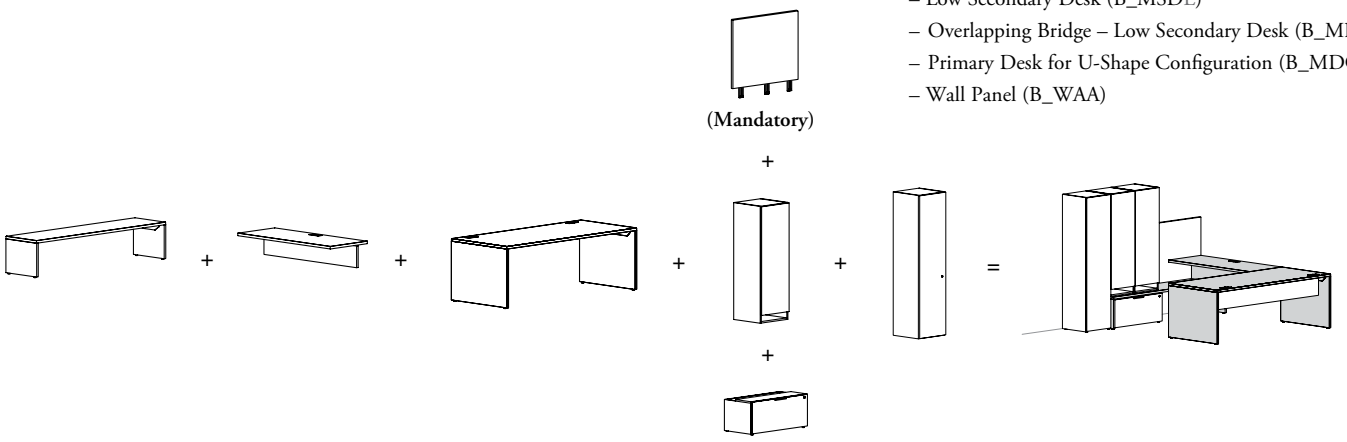

This configuration can be created with a combination of:

- Low Secondary Desk (B_MSDL)
- Overlapping Bridge with End Support – Low Secondary Desk (B_MBG)
- Primary Desk for U-Shape Configuration (B_MDG)

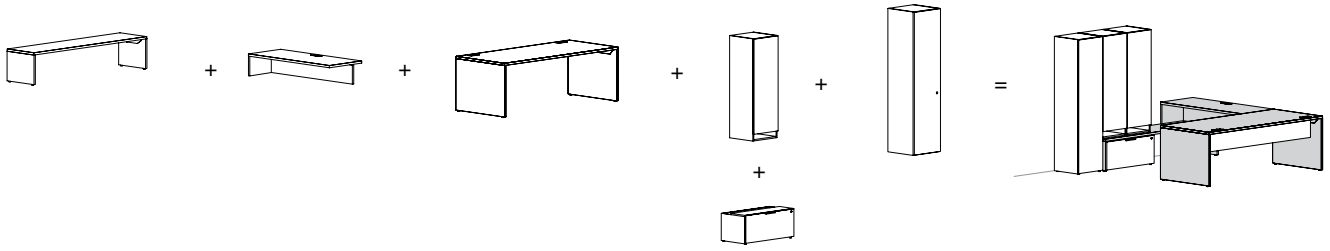

High Secondary Desk combined with Table Desk

This configuration can be created with a combination of:

- High Secondary Desk (B_MSDH)
- Table Desk – Open Frame Legs (B_MDWO)
- Wall Panel for Overhead Cabinet with Shelf (B_WCO)

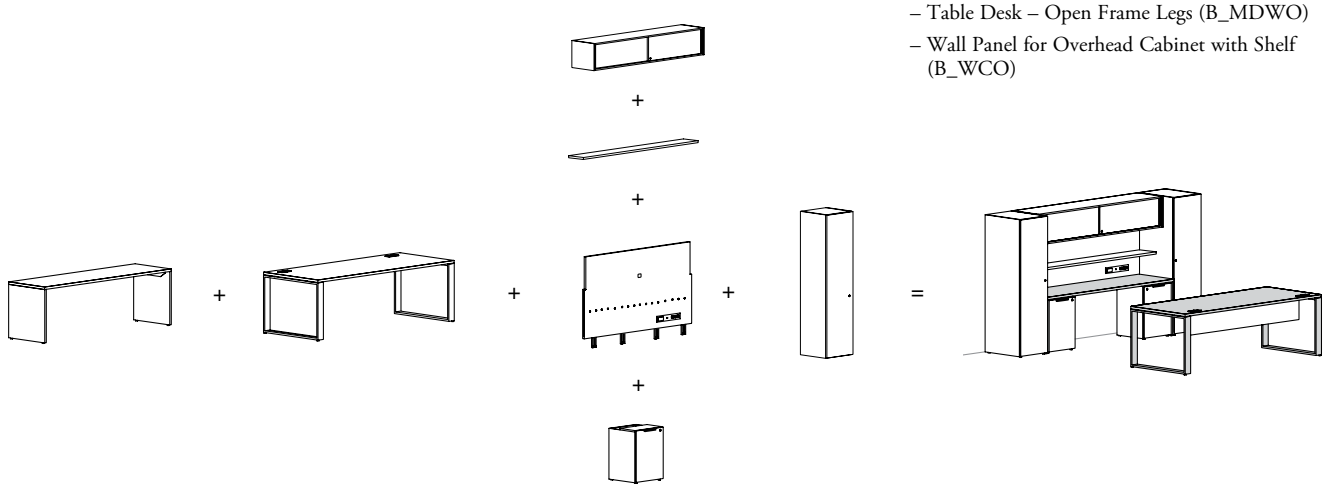

understanding multi-level workstations – fixed-height (continued)

planning with secondary desks (continued)

High Secondary Desk combined with Run-Off Worksurface

This configuration can be created with a combination of:
- High Secondary Desk (B_MSDH)
- Run-Off Worksurface – High Secondary Desk (B_MHH)
- Wall Panel for Overhead Cabinet and Shelf (B_WCO)
- Wall Panel for Solid Shelves (B_WOO)

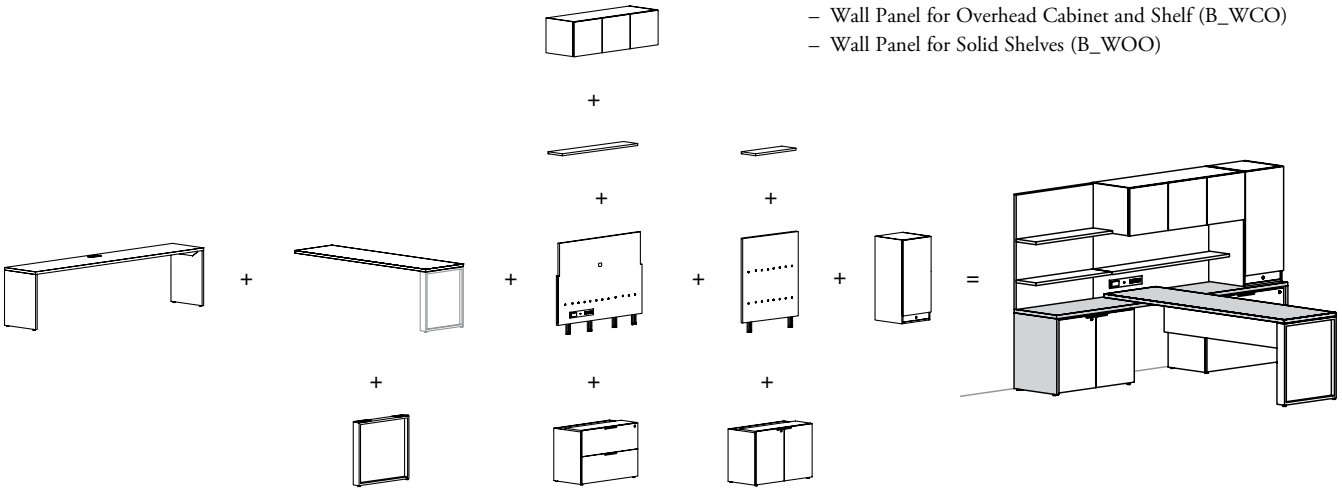

High Secondary Desk combined with Overlapping Bridge and Primary Peninsula Desk for U-Shape Configuration

This configuration can be created with a combination of:
- High Secondary Desk (B_MSDH)
- Overlapping Bridge – High Secondary Desk (B_MBH)
- Primary Peninsula Desk for U-Shape Configuration (B_MDS)
- Wall Panel for Overhead Cabinet (B_WCC)

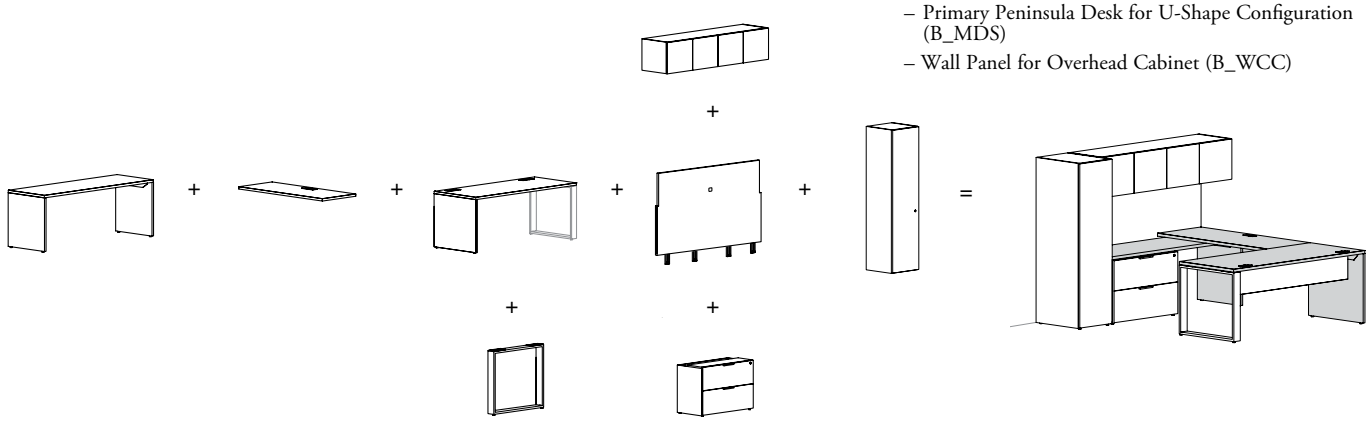

table/fixed-height desk basics

fixed-height configurations

Expansion Casegoods Multi-Level Workstations offer two desk styles; Table and Fixed-Height Desks.

- Grain direction is available along the width only
- All solid products are available in thicknesses (1 3/16" (M) or 1 9/16" (X))

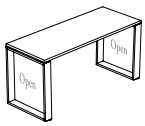

Table Desk – Open Frame Legs (B_MDWO) and Table Desk – Frame Legs with Infill (B_MDWF)

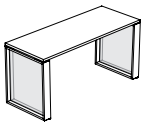

- Come with two Frame Legs
- Three Frame Leg styles are available:



Open | **Solid Infill End Panel** | **Glass Infill End Panel**

- Worksurfaces can be specified without (N) or with rectangular grommets on Both Ends (B)
- Standard position of reinforcing bar will limit the use of pedestal, Multi-Functional or Drawer, Stow(Away) Drawer (BADF) to one unit, refer to Freestanding Storage or Desk Accessories sections for more details
- An optional Suspended Modesty Panel or Power Tray can be used under the Table Desk and can be specified separately. For more details, refer to pages 205 and 557
- These desks are freestanding
- Height is 29" from floor to top of finished worksurface
- All 21" or 28" high non-metal Freestanding Storage can be specified separately and installed under desk
- **Cannot** support any storage or wall panels

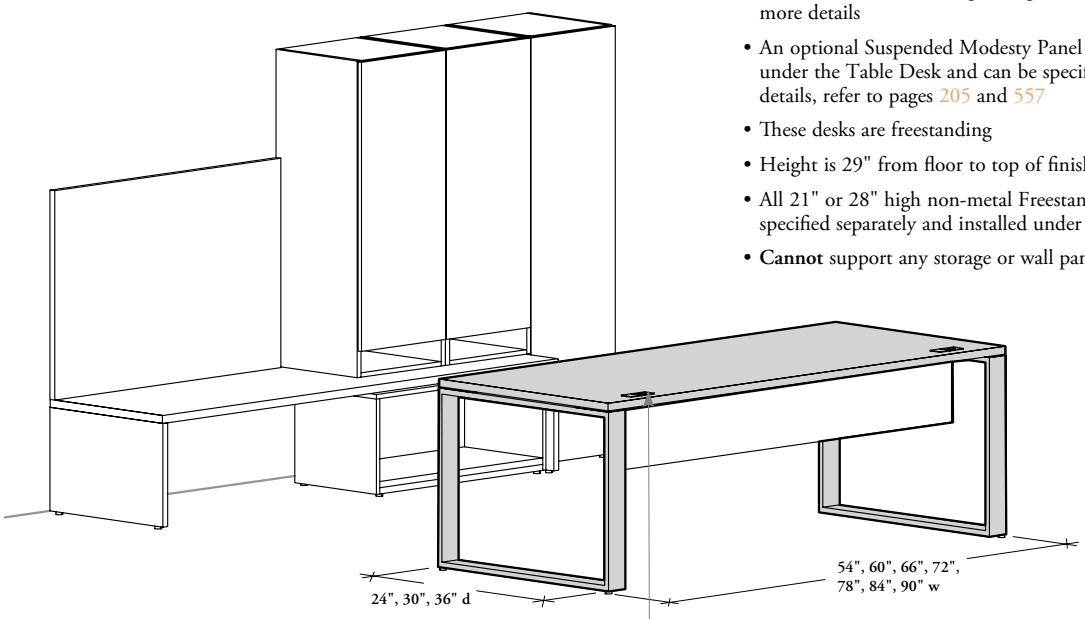

Rectangular and/or Square Grommets

- Provide openings for electrical wiring and communication cables
- When the Square Grommet is specified, the worksurface only comes with a cut-out and without grommet. The Power Qube or Duo Grommet – Square must be specified to complete the installation
- Left or right option Rectangular Grommet are optimized for MAST or Swerv Monitor Arm application, see on page 182 for details
- Rectangular Grommets can be replaced with Elliptical Grommets (BLGE) which can be specified separately

table/fixed-height desk basics (continued)

fixed-height configurations

- These desks are freestanding
- Height is 29" from floor to top of finished worksurface
- **Cannot** support any storage or wall panels
- **Cannot** suspend any accessories and storage
- A Power Tray can be used under these desks and can be specified separately

Also available:

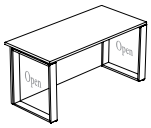

Table Desk with Full Modesty – Open Frame Legs (B_MFWO)

- Includes two Open Frame Legs
- A solid full height Modesty Panel is also included. **No** grommet is provided on the modesty panel, a clearance of 5 1/8" has been planned in front of the modesty for visitor space
- Worksurface can be specified No Cut-Out (N) or with cut-outs. Six position styles are available:
  - Left – Diamond Cut-Out (0)
  - Left – Square Cut-Out (1)
  - Left – Diamond & Square Cut-Outs (2)
  - Right – Diamond Cut-Out (3)
  - Right – Square Cut-Out (4)
  - Right – Diamond & Square Cut-Outs (5)
- Rectangular and square grommets are **not** included and must be specified separately
- All 21" or 28" high non-metal Freestanding Storage can be specified separately and installed under desk

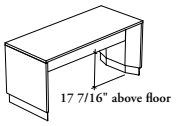

Fixed-Height Desk – Bevel Bases (B_MDWB)

- Comes with two fixed-height Bevel Bases and Solid End Panels
- Available depth: 30"
- Available widths: 60" to 84" (6" increments)
- Worksurface can be specified without (N) or with rectangular grommets. Three position styles are available:
  - Both Ends (B)
  - Left (L)
  - Right (R)

  Rectangular and square grommets are also available

  Four position styles are available:
  - Both Ends (H) – Rectangular (L) and Square (R)
  - Both Ends (I) – Square (L) and Rectangular (R)
  - Left (M) – Rectangular and Square
  - Right (S) – Rectangular and Square
- A 28" high freestanding storage **cannot** be installed under this product
- A Solid Suspended Modesty Panel is included. **No** grommet is provided on the modesty panel, a clearance of 3/8" has been planned between the worksurface and the base of the modesty panel to route the cables

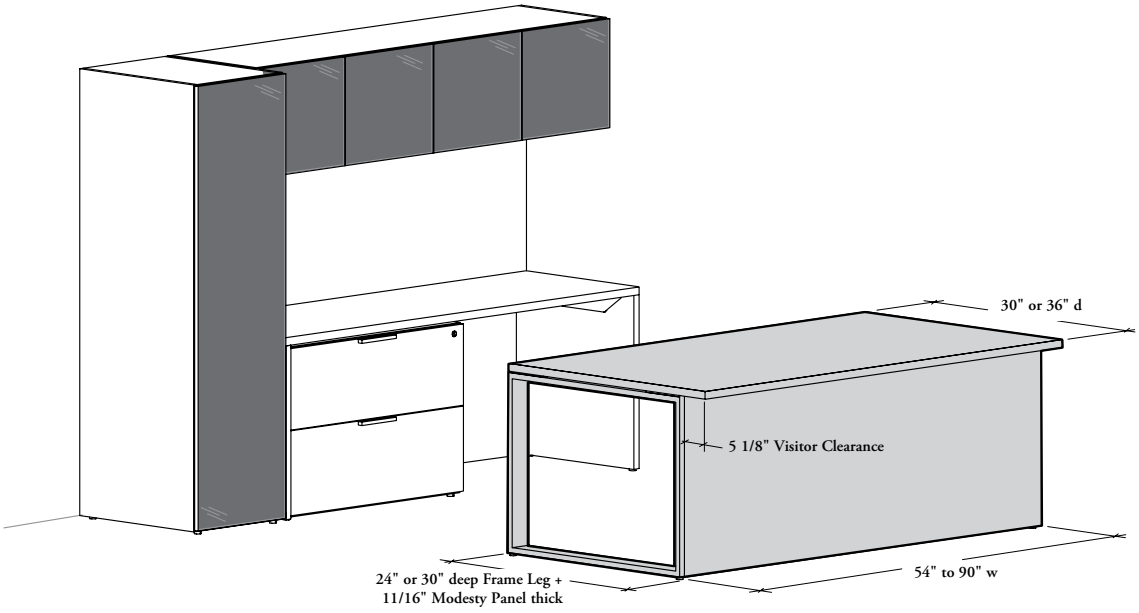

primary desk for U-shape configuration basics

fixed-height configurations

Expansion Casegoods Multi-Level Workstations offer two U-Shape desk styles; Primary Desk and Primary Peninsula Desk.

- Grain direction is available along the width only
- All solid products are available in thicknesses (1 3/16" (M) or 1 9/16" (X))

- These desks are semi-freestanding and must be connected to an Overlapping Bridge for U-Shape applications. They **cannot** be used alone
- Must be connected with:
  - Overlapping Bridge – High Secondary Desk (B_MBH)
  - Overlapping Bridge – Low Secondary Desk (B_MBL)
  - Overlapping Bridge with End Support – Low Secondary Desk (B_MBG)
- When 1 3/16" (M) thickness is specified, the gables are 1" thick
- When 1 9/16" (X) thickness is specified, the gables are 1 1/2" thick
- All 21" or 28" high non-metal Freestanding Storage can be specified separately and installed under desk
- Standard position of reinforcing bar will limit the use of pedestal, Multi-Functional Drawer or Stow(Away) Drawer (BADF) to one unit, refer to Freestanding Storage or Desk Accessories sections for more details
- An optional Suspended Modesty Panel or Power Tray can be used under these desks and can be specified separately. For more details, refer to pages 205 and 557
- **Cannot** support any storage or wall panels

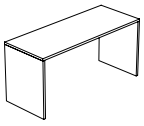

Primary Desk for U-Shape Configuration (B_MDG)

- Comes with two Semi-Supported Legs
- Worksurface can be specified without (N) or with rectangular grommets on Both Ends (B)

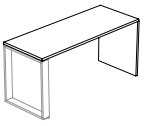

Primary Peninsula Desk for U-Shape Configuration (B_MDS)

- Comes with one Semi-Supported Leg
- Worksurface can be specified without (N) or with rectangular grommets on End of Worksurface (E)
- The other end is supported by one of these support styles below (**not** included):



Open



Solid Infill End Panel



Glass Infill End Panel

Frame Leg (W)



Blade Leg (K)

Two supports are required

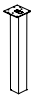

Central Square Post Leg (Q)

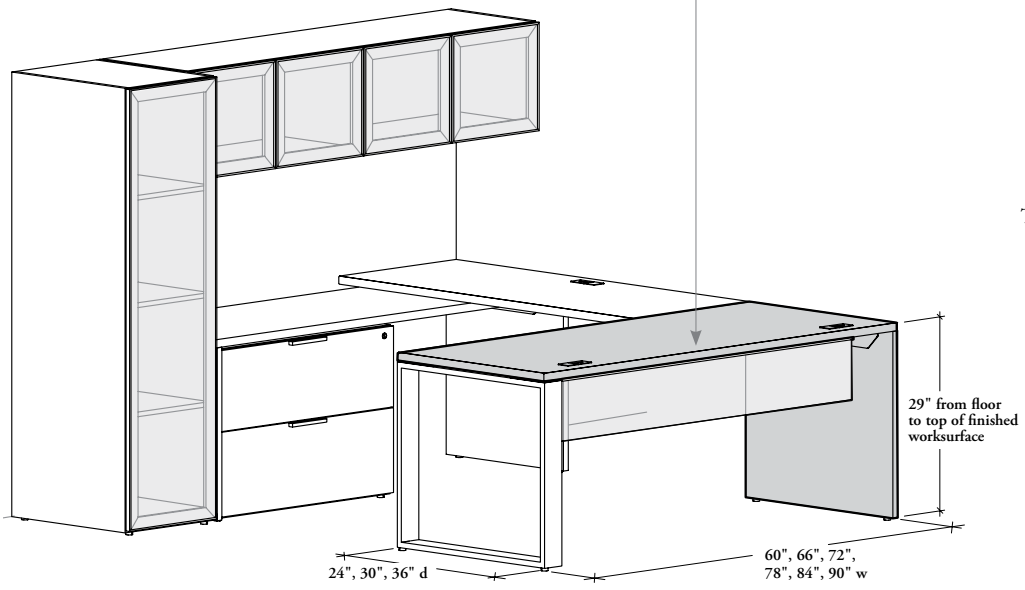

understanding multi-level workstations – fixed-height worksurfaces with workwall storage

fixed-height configurations

workwall storage for fixed worksurfaces

- Can support Wall Panels (B_WCC, B_WCO, B_WAA, B_WOO, B_WMD, B_WMO or B_WMM)
- Must be installed against a wall
- For more details on Workwall Storage for Fixed Worksurfaces, refer to Workwall Storage section

These Fixed-Height Cantilever Run-Offs can only be installed on this workwall storage:

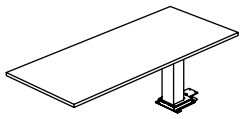

Fixed-Height Cantilever Rectangular Run-Off (B_MCR)

OR

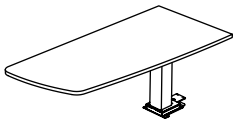

Fixed-Height Cantilever Wing Shape Run-Off (B_MCP)

For more details on these products, refer to page 96

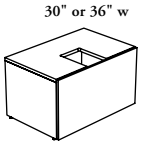

Workwall Module – Fixed-Height Cantilever Run-Off (BHKFC)

The Full-Modesty Fixed-Run-Off illustrated below can only be installed on this Workwall Storage:

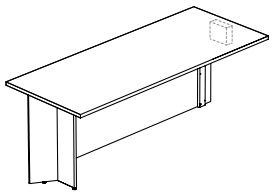

Full-Modesty Fixed Run-Off – Offset Base (BF_MR)

For more details on this product, refer to page 92

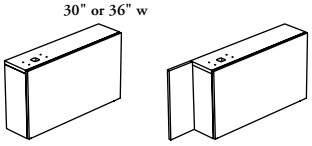

Workwall Kneespace Module – Full-Modesty Fixed Run-Off (BHKFR)

understanding multi-level workstations – fixed-height worksurfaces with workwall storage (continued)

workwall storage for fixed worksurfaces (continued)

The Fixed Run-Off illustrated below can only be installed on these Workwall Storage:

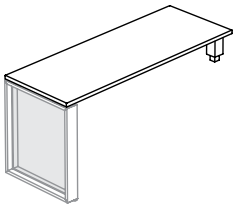

Fixed Run-Off – Mid-Height (BM_R)

For more details on this product, refer to page 101

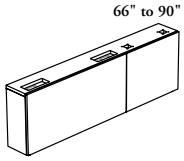

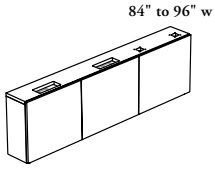

Workwall Kneespace Module – Height-Adjustability and Fixed Worksurface (BHKHF)

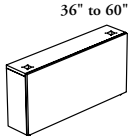

Workwall Kneespace Module – Fixed Worksurface (BHKFW)

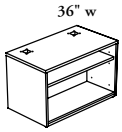

Workwall Bookcase – Fixed Worksurface – Mid – 21" h (BSMOBW)

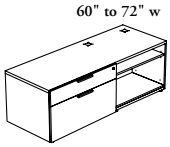

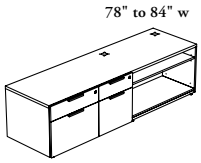

Workwall Credenza with Open and Drawers – Fixed Worksurface – Mid – 21" h (BSMWL)

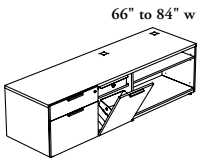

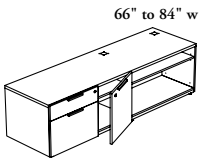

Workwall Credenza with Open and Combo – Fixed Worksurface – Mid – 21" h (BSMCFW)

The Fixed Extended Tapered Peninsula illustrated below can only be installed on these Workwall Storage:

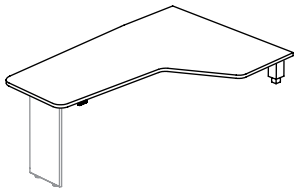

Fixed Extended Tapered Peninsula – Mid-Height (BM_EP)

For more details on this product, refer to page 102

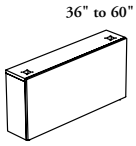

Workwall Kneespace Module – Fixed Worksurface (BHKFW)

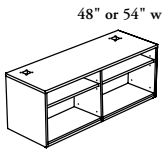

Workwall Bookcase – Fixed Worksurface – Mid – 21" h (BSMOBW)

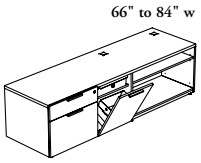

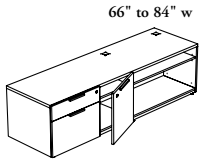

Workwall Credenza with Open and Combo – Fixed Worksurface – Mid – 21" h (BSMCFW)

full-modesty fixed run-off – offset base basics

fixed-height configurations

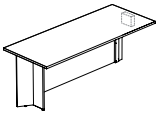

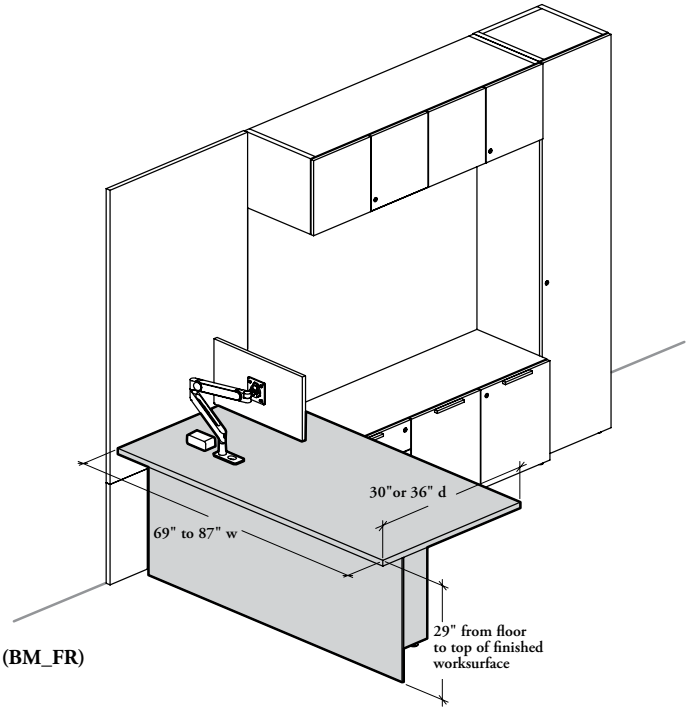

Full-Modesty Fixed Run-Off – Offset Base (BM_FR)

- Available in thicknesses:
  - 1 3/16" (M)
  - 1 3/16" Knife Edge (V)
  - 1 9/16" (X)
- Only Mid-Height (K) Configuration is available
- Configuration:
  - Left Handed (L) (Shown)
  - Right Handed (R)
- Only one Corner Detail Style is available



Straight (S)

- Four Cut-Outs options are available: Offset – Diamond (0), Offset – Square (1), Offset – Square & Diamond (2), and No Grommet (N). Accessories must be ordered separately
- Can only be used with Workwall Kneespace Module – Full-Modesty Fixed Run-Off (BHKFR)
- A Pocket Stow[Away] Drawer (BADFP) can be installed with this product

full-modesty fixed run-off components

1. Worksurfaces are available with or without cut-outs
2. **Fixed-Height Offset Base**
   - Supports full height modesty and the end of a worksurface to maintain stability
   - Available in 29" from floor to the top of finished worksurface
3. **Worksurface Support** with back opening. One support included only
4. **Levelers** are included with base and have an adjustment range of 3"
5. **Full Height Modesty Panel**
6. **Workwall Kneespace Module Modesty Support**
   - Attach fixed run-off to the module
7. **Reinforcing Channel**
   - Allows support and attachment for Modesty Panel
   - Enables fixation for the Cable Tray
8. **Cable Trays**
   - Facilitates installation and allows easy routing of wires below the worksurface

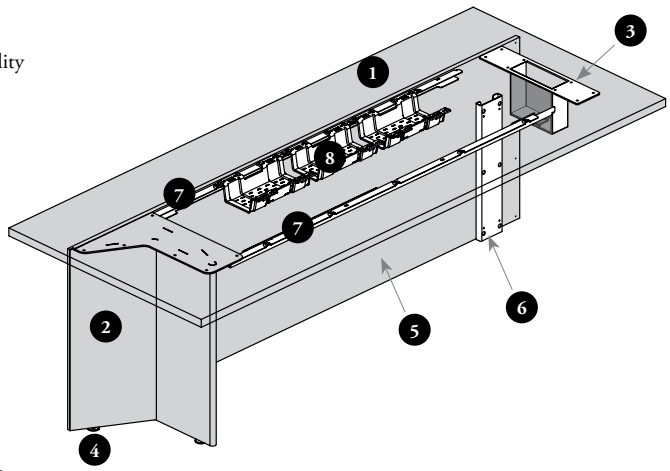

full-modesty fixed run-off – offset base basics (continued)

fixed-height configurations

cable management

For more details for Grommets and Monitor Arm applications, refer to page 182

Square Cut-Out Details

- The cut-out is **not** finished, and one of the accessories listed below must be ordered separately:
  - **Duo Grommets – Square (BLGQX)** provide openings for electrical wiring and communication cables
  - **Power Qubes (BEEPC)** provide quick power, data and USB access at the worksurface level

AND/OR

Diamond Cut-Out Details

- The cut-out is **not** finished, and one of the accessories listed below must be ordered separately:
  - **Rectangular (BLGC) Grommets** provide openings for electrical and communication cables
  - **MAST Monitor Arms** (for Expansion Grommet) provide a variety of technology support options with many possible adjustment

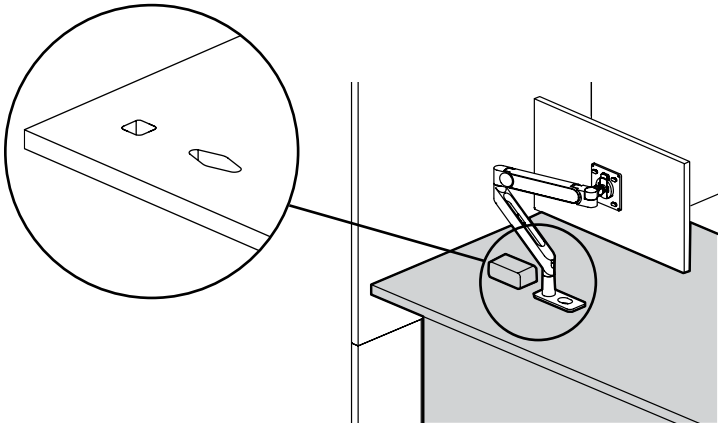

Worksurface Support

- Comes with one large worksurface support with back opening to provide a cable pass-through in Workwall Kneespace Module and other end is supported by one Offset Base

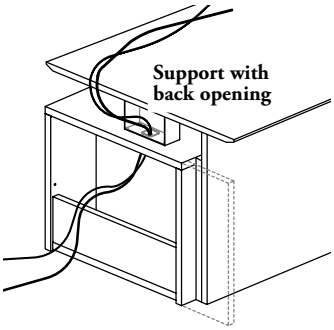

offset base position and clearance under full-modesty fixed run-off

BOTTOM VIEW

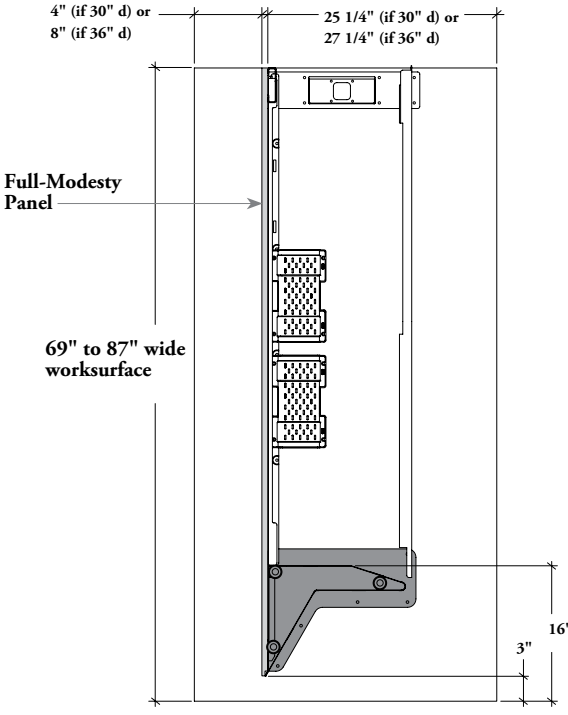

The fixed-height Offset Base will be at 16" from the end of the worksurface

full height modesty positions

FRONT VIEW

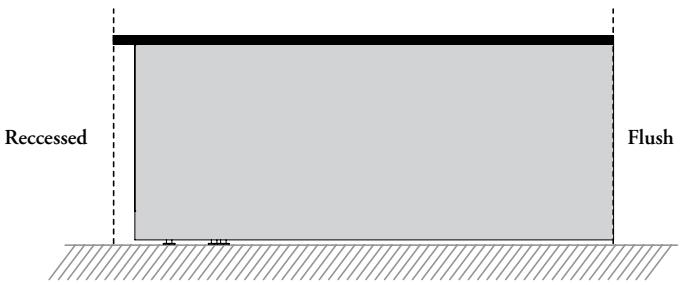

planning with full-modesty fixed run-off – offset base

fixed-height configurations

workwall kneespace module – full-modesty fixed run-off applications

- Only a Full-Modesty Fixed Run-Off – Offset Base (BM_FR) can be installed on a Workwall Kneespace Module – Full-Modesty Fixed Run-Off (BHKFR). For more details on this module, refer to Workwall Storage section
- The position of the Full-Modesty Fixed Run-Off, influence the overall workstation footprint
- Three positions are available at installation:

Aligned to adjacent Height-Adjustable Rectangular Worksurface – Mid-Height

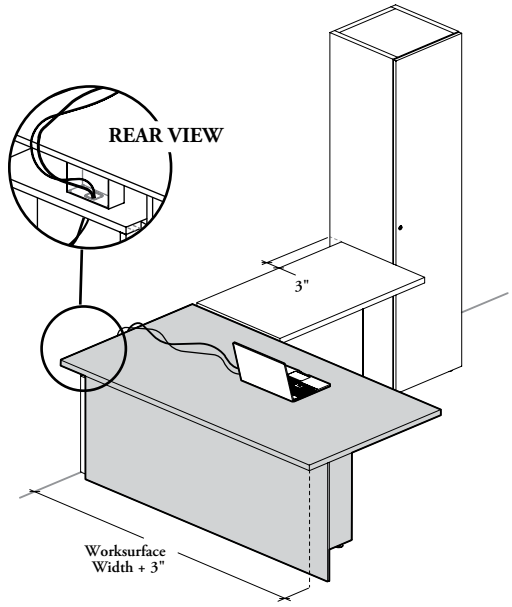

When installed 3" from the back of the module, it allows alignment with adjacent height-adjustable worksurface. A gap is created to manage wires and reach the mid-height module through worksurface support

Against a Wall Panel

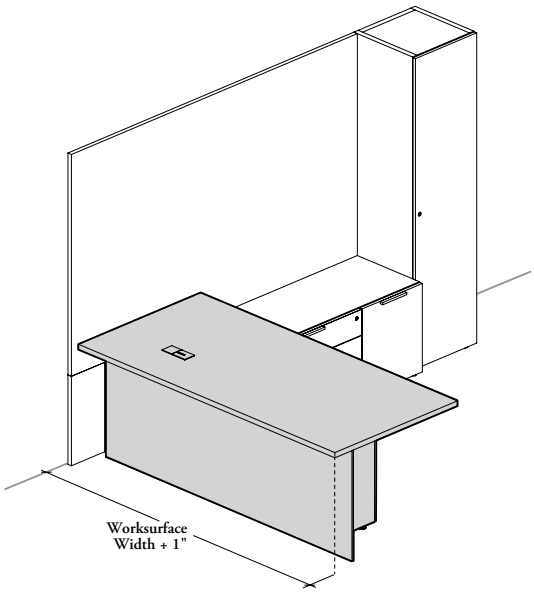

- When installed 1" from the back of the workstation, it allows to install the worksurface flush with the front of the Wall Panel
- **CAUTION**: The position **does not** allow the use of Edge Clamped accessory since **no** gap is left for wire management

Aligned to 29" Freestanding Storage Back

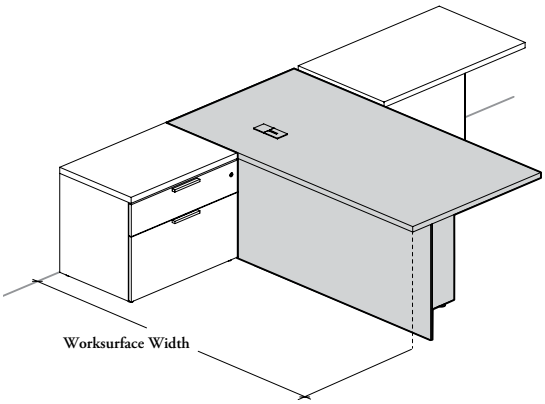

The end of the worksurface is aligned with the back of a storage and with back of the Workwall Kneespace Module

planning with full-modesty fixed run-off – offset base (continued)

fixed-height configurations

= Footprint

clearance when combining fixed & height-adjustable worksurface

This combination of products will automatically ensure the 1" minimum clearance required all around the height-adjustable worksurface. Allowing up and down movement of the mechanism without damaging the adjacent products

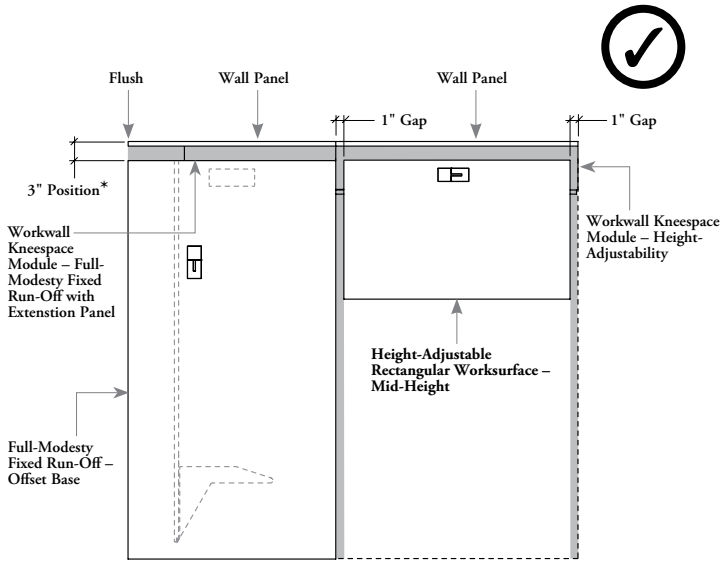

* Three positions are available for the Full-Modesty Fixed Run-Off – Offset Base. Refer to previous page for more details

clearance around a fixed worksurface on a workwall storage with integral top and a secondary desk

Clearance around a Full-Modesty Fixed Run-Off – Offset Base (BM_FR) mounted on Workwall Kneespace Module – Full-Modesty Fixed Run-Off (BHKFR) and a Workwall Storage with Integral Top (BSOBT, BSOBC, BSCT, BSDC, BSLFT, BSLFC, BSPT or BSPC), and a Secondary Desk (B_MSD)

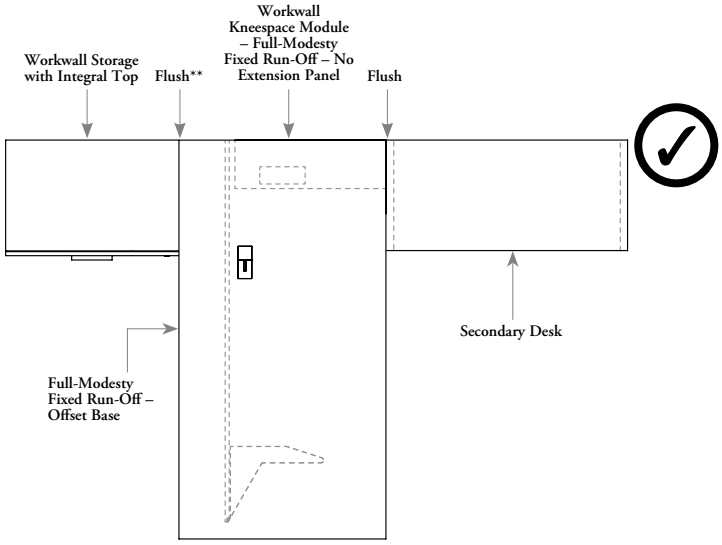

** Three positions are available for the Full-Modesty Fixed Run-Off – Offset Base. Refer to previous page for more details

fixed-height cantilever run-off basics

fixed-height configurations

- The Cantilevers Run-Off Worksurface only have one support that is designed to be integrated into a workwall storage. The other extremity **does not** required additional support
- Only Mid-Height (K) Configuration is available
- An optional Suspended Modesty Panel for Cantilever Run-Off can be specified separately. For application of a modesty panel, refer to page 205



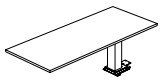

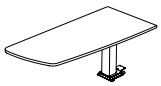

Fixed-Height Cantilever Rectangular Run-Off (B_MCR) or Fixed-Height Cantilever Wing Shape Run-Off (B_MCP)

- Available in thicknesses:
  - 1 3/16" (M)
  - 1 3/16" Knife Edge (V) (B_MCR only)
- Storage Depths: 20" or 24"
- Two Corner Detail Styles are available :



Radius (R)
(**Not** available with Knife Edge (V) and B_MCP)



Straight (S)

- Configuration:
  - Left Handed (L)
  - Right Handed (R) (Shown)
- Only No Cut-Out (N) option is available
- Can be used with Workwall Module – Fixed-Height Cantilever Run-Off (BHKFC) only

fixed-height cantilever run-off basics (continued)

fixed-height cantilever run-off components

1. **Worksurfaces** – rectangular or wing
2. **Fixed Cantilever Frame structure** with integrated cable pass through cutout
3. **Counterweights** if applicable
4. **Fixed height cantilever support** with floor anchors:
   – Available in 29" from floor to the top of finished worksurface
5. Leveling **shim** kit included
6. **Under frame cover:** Encloses the underside of the frame for improved aesthetics. An opening section provides access to the electrical components
7. **Cable management clip** allows easy routing of wires below the worksurface and placed inside Under Frame Cover

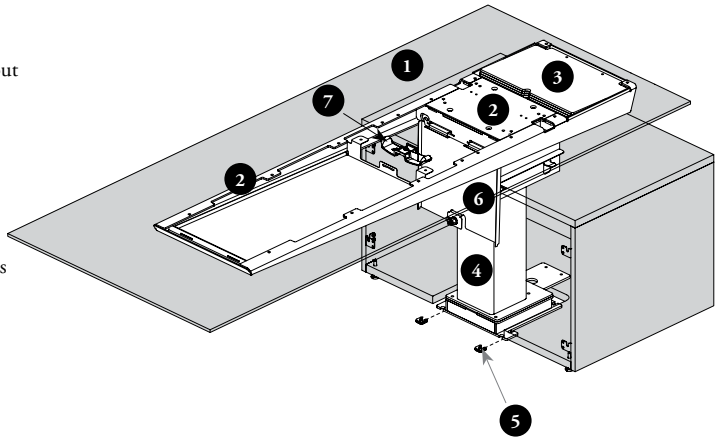

cable management

- **No** cut-outs are available on the Cantilever Worksurfaces. Therefore, cut outs for accessories mounted through the surface must be cut on site. Since these accessories will be installed outside the cantilever desk frame, mounting hardware will be visible from the visitor's side

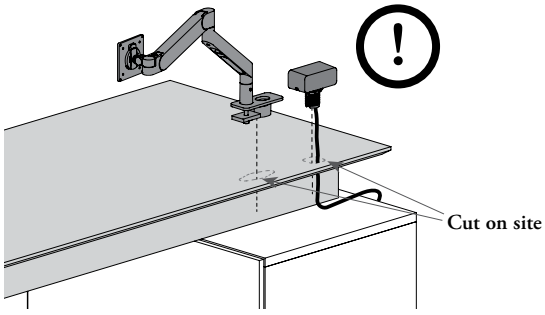

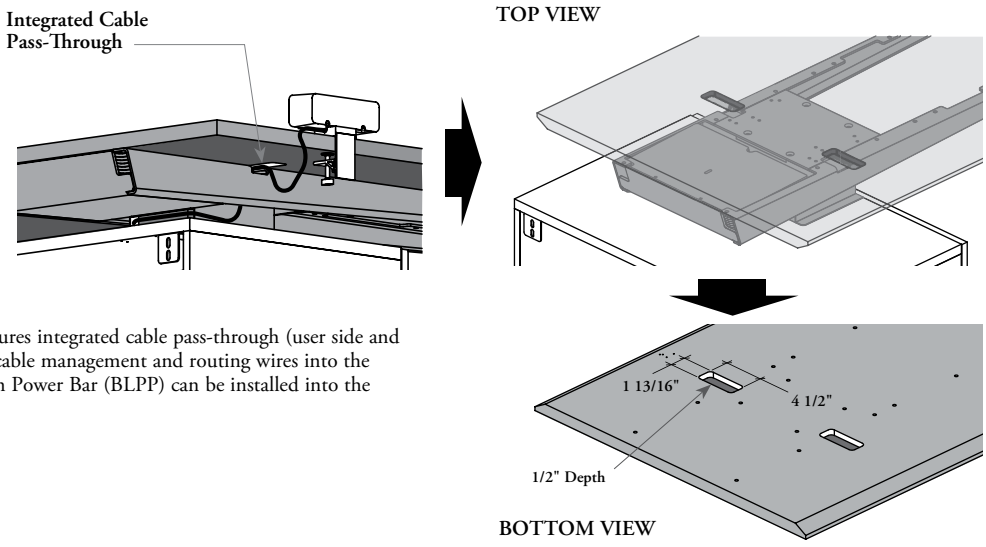

- The cantilever frame features integrated cable pass-through (user side and visitor side), facilitating cable management and routing wires into the workwall storage. Plug-In Power Bar (BLPP) can be installed into the storage

fixed-height cantilever run-off basics (continued)

fixed-height configurations

cable management (continued)

Cantilever Support

The Cantilever support have an open back to allow cable pass-through in the workwall storage

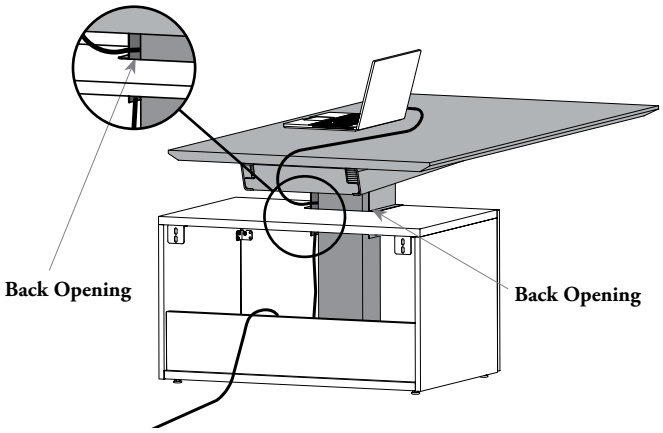

optional accessories

- Suspended Modesty Panels for Cantilever Run-Off can be specified separately. For more details, refer to page 205
- Stow[Away] Drawer (BADF) can be uses at a specific position under the worksurface. For more details, refer to page 223
- Edge clamp accessories such as monitor arm can be used to add functionality to the workstation. For more details on Swerv Monitor Arm, refer to page 182

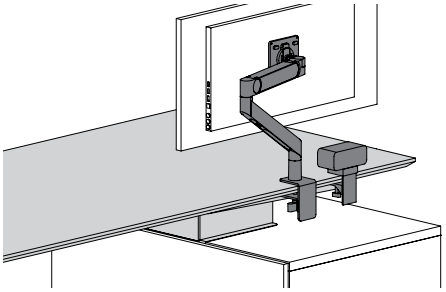

clearance under fixed-height cantilever run-off & suspended modesty panel for cantilever run-off positions

BOTTOM VIEW

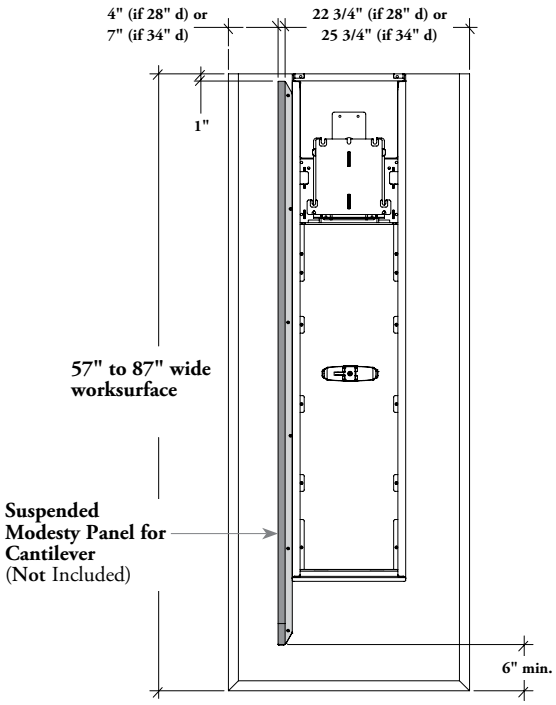

The Modesty Panel will be at 6" minimum from the end of the worksurface

- Two Suspended Modesty Panels can be installed and specified separately:
  – Suspended Modesty Panel for Cantilever Run-Off – Solid (BASMCL)
  – Suspended Modesty Panel for Cantilever Run-Off – Glass (BASMCG)

planning with fixed-height cantilever run-off

fixed-height configurations

workwall module – fixed-height cantilever run-off applications

- Only Fixed-Height Cantilever Run-Off (B_MCR or B_MCP) can be installed on a Workwall Module – Fixed-Height Cantilever Run-Off (BHKFC). For more details on this module, refer to Workwall Storage section
- **The support of the Cantilevers Run-Off MUST be anchored to a concrete floor with the included hardware:**
  - The installation of the Cantilever Run-Off depends on the structural concrete floor to which it is anchored
  - The concrete floor must be minimum of 4" thick, allows 2 5/8" drilled holes and comply with the specification requirements outlined in the installation guide
  - The warranty on the Cantilever Run-Off Worksurfaces applies only to the product itself, and **not** to the durability of the floor
  - Floors that **do not** meet the required specifications may compromise the safety and durability of the product. For other flooring applications contact your local Teknion Customer service representative

- Once installed, a 3" gap will be created at the back of the worksurface. This gap allows:
  - Alignment with adjacent height-adjustable worksurface
  - To manage wires and reach the mid-height module through worksurface support
  - The installation of a wall panel and tackboard/whiteboard, while maintaining a 1" gap
- The footprint of the workstation will be 3" greater than the worksurface width

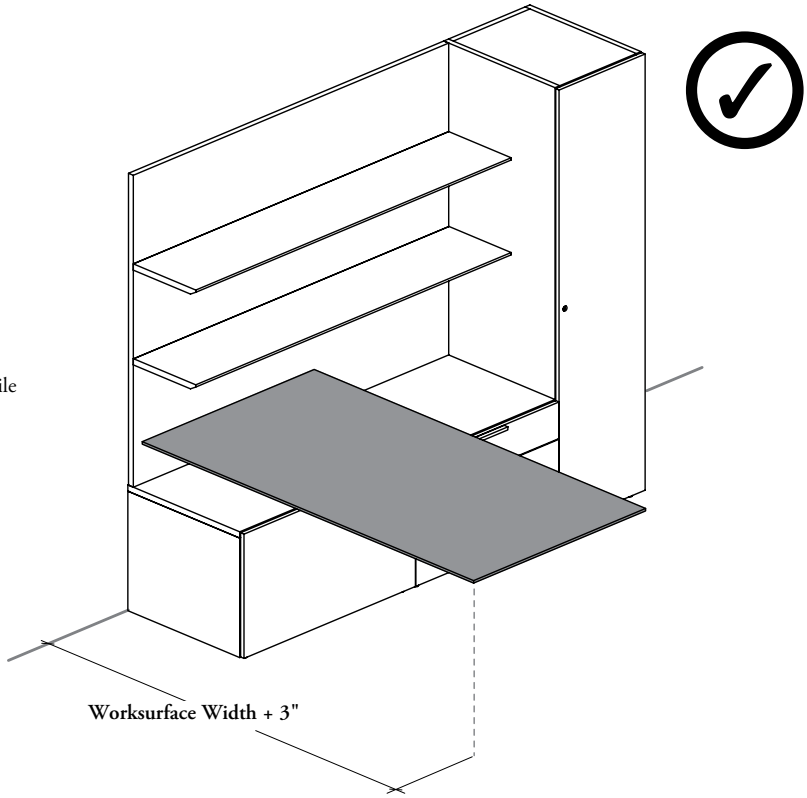

When used in combination with Workwall Storage with Integral Top, the back of the cantilever surfaces will **not** align to allow the installation of a wall panel

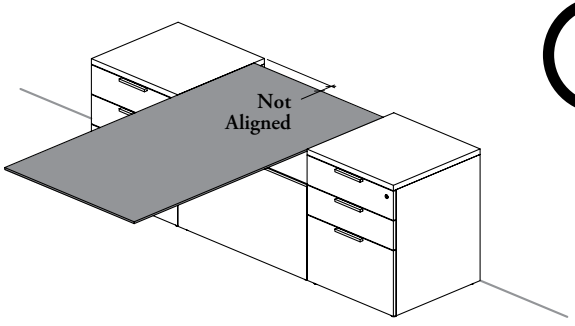

planning with fixed-height cantilever run-off (continued)

fixed-height configurations

clearance when combining fixed & height-adjustable worksurface

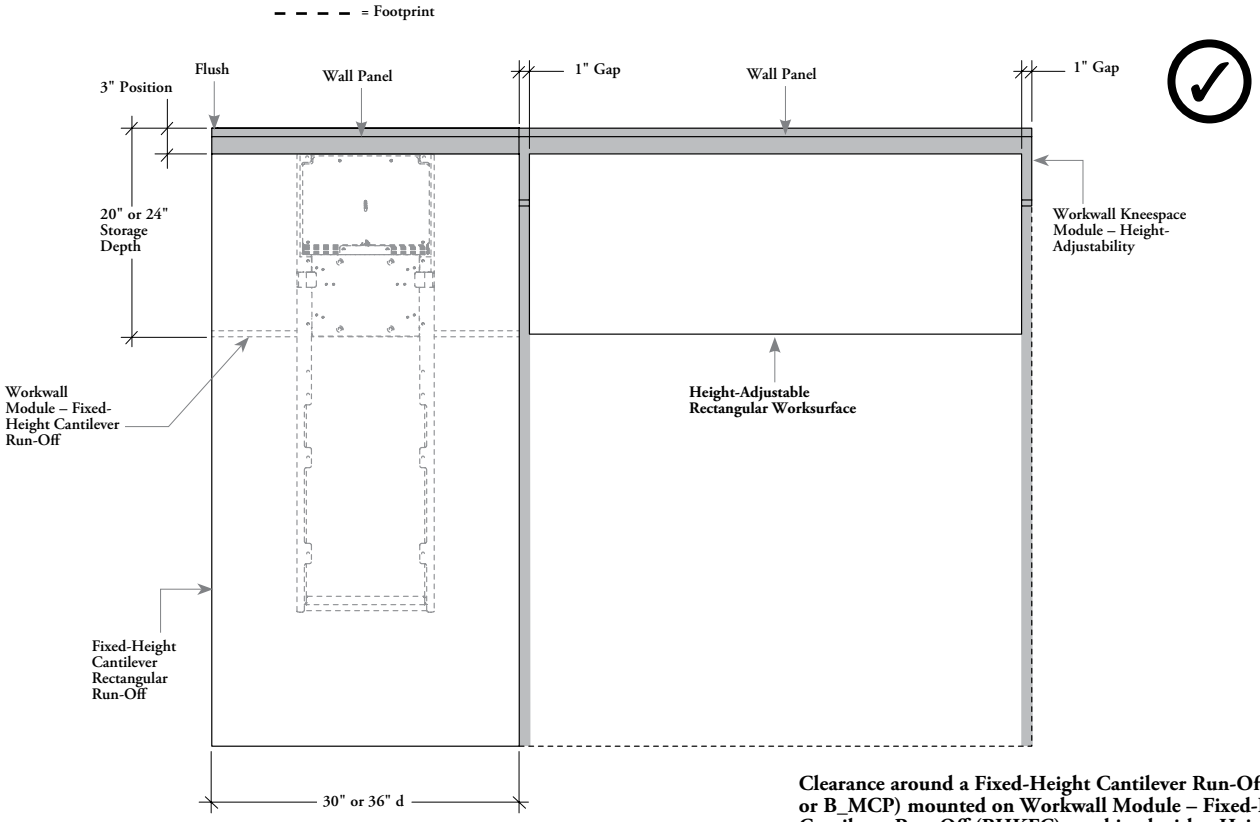

Clearance around a Fixed-Height Cantilever Run-Off (B_MCR or B_MCP) mounted on Workwall Module – Fixed-Height Cantilever Run-Off (BHKFC) combined with a Height-Adjustable Rectangular Worksurface (BH_RL or BH_RC) mounted on Workwall Kneespace Module – Height-Adjustablility (BHKHW)

When paired with a Workwall Kneespace Module and a Height-Adjustable Rectangular Worksurface (BH_RL), the Fixed-Height Cantilever Rectangular Run-Off (B_MCR) is recommended to reduce the gap between the two worksurfaces. Using the Fixed-Height Cantilever Wing Shape Run-Off (B_MCP) will leave an uneven gap

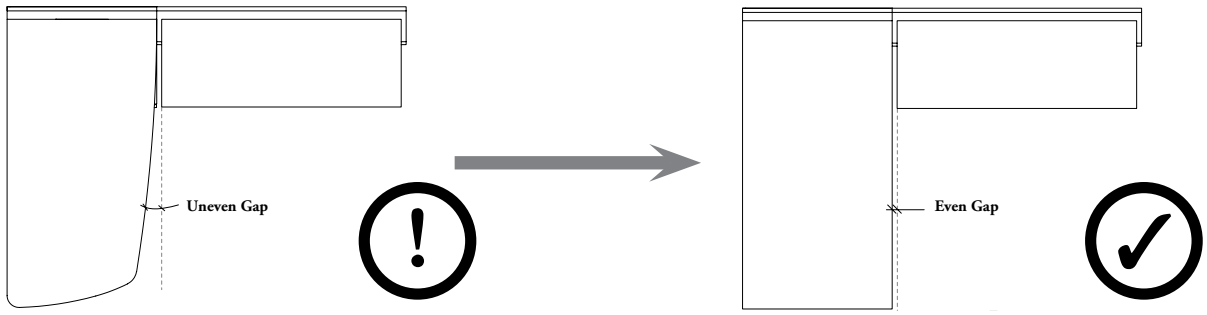

Fixed-Height Cantilever Wing Shape Run-Off (B_MCP)

Fixed-Height Cantilever Rectangular Run-Off (B_MCR)

fixed worksurfaces – mid-height basics

fixed-height configurations

- Only Mid-Height (K) Configuration is available
- An optional Suspended Modesty Panel can be specified separately. For application of a modesty panel, refer to page 205

fixed run-off – mid-height

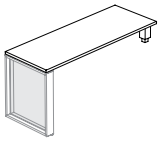

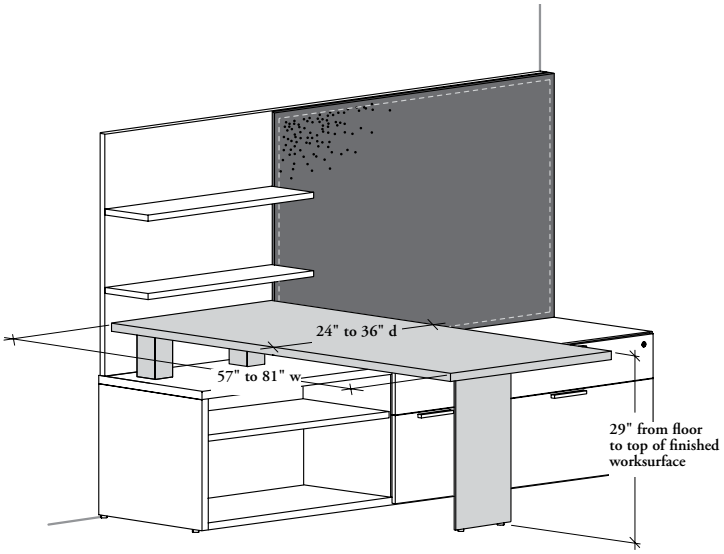

Fixed Run-Off – Mid-Height (BM_R)

- Available in thicknesses:
  - 1 3/16" (M)
  - 1 3/16" Knife Edge (V)
  - 1 9/16" (X)
- Configuration:
  - Left Handed (L) (Shown)
  - Right Handed (R)
  - None-Handed (N) (reversible on-site)
- Two Corner Detail Styles are available:

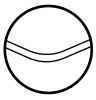

Radius (R)
(**Not** available with Knife Edge V)

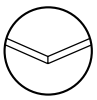

Straight (S)

- Four grommet options are available: End of Worksurface – Rectangular (E), Offset – Rectangular (O), Offset – Rectangular and Square (P), and No Grommet (N)
- Comes with two worksurface supports with back opening to provide a cable pass-through in a Workwall Storage
- Can be used with:
  - Workwall Kneespace Module – Height-Adjustability and Fixed Worksurface (BHKHF)
  - Workwall Kneespace Module – Fixed Worksurface (BHKFW)
  - Workwall Bookcase – Fixed Worksurface – Mid – 21" h (BSMOBW)
  - Workwall Credenza with Open and Drawers – Fixed Worksurface – Mid – 21" h (BSMWL)
  - Workwall Credenza with Open and Combo – Fixed Worksurface – Mid – 21" h (BSMCFW)
- The other end is supported by one of the five support styles below (**not** included):



Bevel Base (B) | **Semi-Supported Leg (E)** | **Blade Leg (K)** | **Bevel Post Leg (L)** | **Frame Legs (W)**

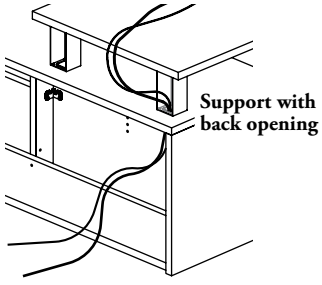

fixed worksurfaces – mid-height basics (continued)

fixed-height configurations

fixed extended tapered peninsula – mid-height

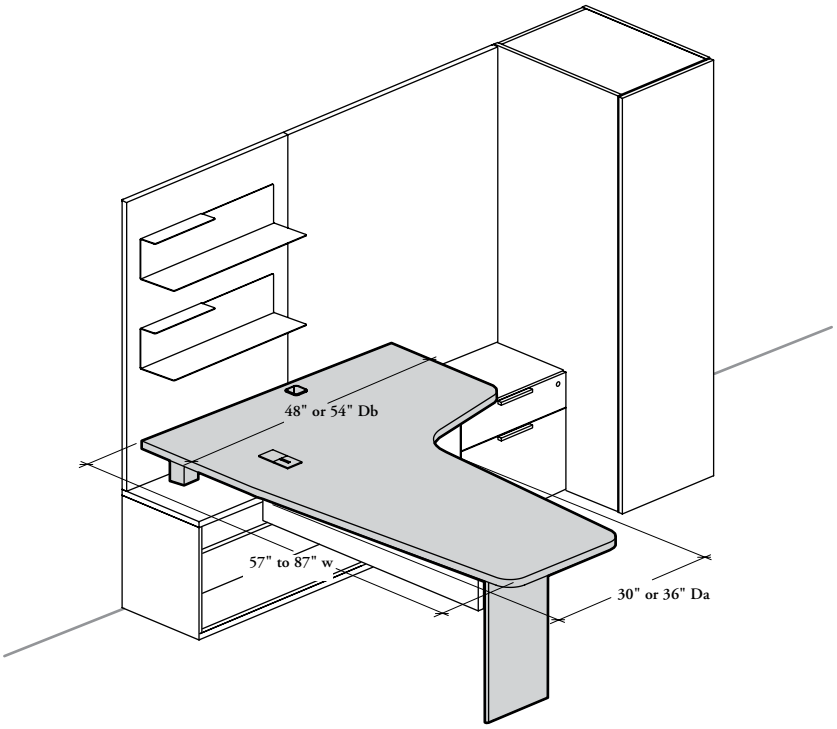

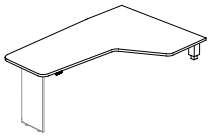

Fixed Extended Tapered Peninsula – Mid-Height (BM_EP)

- Available in thicknesses:
  - 1 3/16" (M)
  - 1 9/16" (X)
- Configuration:
  - Left Handed (L) (Shown)
  - Right Handed (R)
- Three grommet options are available: Offset (O) – Rectangular, Offset (P) – Rectangular and Square, and No Grommet (N)
- Comes with two worksurface supports with back opening to provide a cable pass-through in a Mid-Height Credenza
- Can only be used with:
  - Workwall Kneespace Module – Fixed Worksurface (BHKFW)
  - Workwall Bookcase – Fixed Worksurface – Mid – 21" h (BSMOBW)
  - Workwall Credenza with Open and Combo – Fixed Worksurface – Mid – 21" h (BSMCFW)
- The other end is supported by one Bevel Post Leg (L) (**not** included)

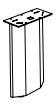

Bevel Post Leg (L)

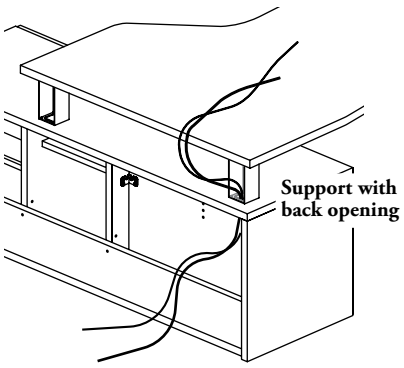

fixed worksurfaces – mid-height basics (continued)

fixed-height configurations

Expansion Casegoods offers a variety of Fixed Worksurfaces that can be used with Workwall Kneespace Modules, Workwall Bookcase and Workwall Credenzas for Fixed Worksurface.

gap between mid-height workwall storage and a fixed worksurface

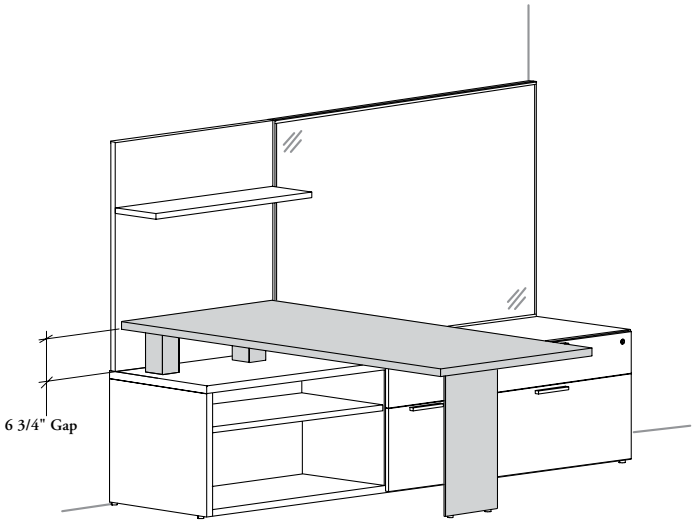

Worksurface thickness **does not** affect clearance gap

bevel post leg position under fixed worksurfaces

57" or 63" wide worksurface

The fixed-height Bevel Post Leg (BWBL) will be positioned 7" from the end of the worksurface

BOTTOM VIEW

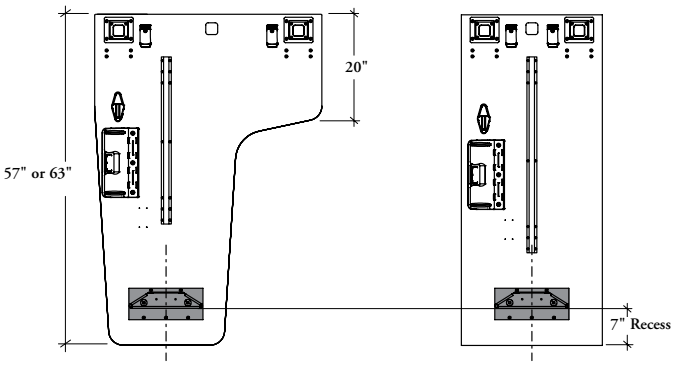

Fixed Extended Tapered Peninsula (BM_EP)

Fixed-Run-Off (BM_R)

69" to 87" wide worksurface

The fixed-height Bevel Post Leg (BWBL) will be positioned 13" from the end of the worksurface

BOTTOM VIEW

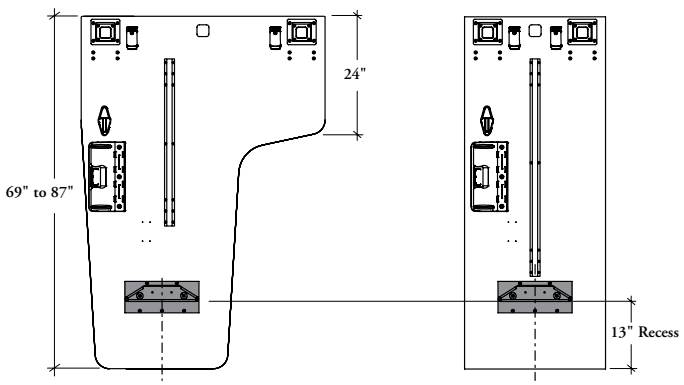

Fixed Extended Tapered Peninsula (BM_EP)

Fixed-Run-Off (BM_R)

supporting applications for fixed worksurfaces – mid-height

fixed-height configurations

Fixed Worksurface – Mid-Height can be used with a variety of support styles.

- Supports the end of a worksurface to maintain stability
- The supports listed below can be specified but are **not** included and must be ordered separately, compatibility restrictions may apply
- Supports are 29" from floor to top of finished worksurface

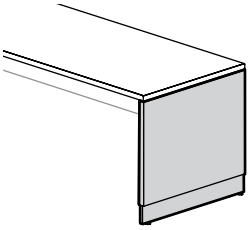

Fixed-Height Bevel Base – Solid End Panel (B)

- Must equal depth worksurface under which it is installed
- It is **not** available with 24" deep worksurface
- It is **not** available with 1 3/16" Knife Edge (V) Worksurface Thickness
- **Cannot** be specified with a Fixed Run-Off – Mid-Height (BM_R) with Radius Corners
- Only available with Fixed Run-Off – Mid-Height (BM_R)

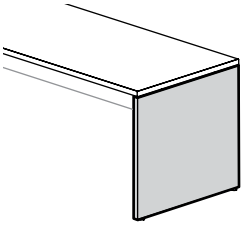

Semi-Supported Leg (E)

- Must specify the worksurface thickness and depth options accordingly with the worksurface under which the Semi-Supported Leg will be installed
- **Cannot** be replaced by a Semi-Supported Gable with Spacer (BWGG)
- **Cannot** be specified with a Fixed Run-Off – Mid-Height (BM_R) with Radius Corners
- It is **not** available with 1 3/16" Knife Edge (V) Worksurface Thickness
- Only available with Fixed Run-Off – Mid-Height (BM_R)

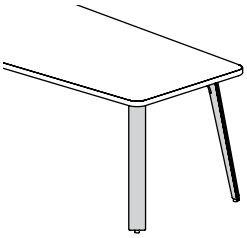

Blade Leg (K)

- They are **not** available with 24" deep worksurface
- Are available with 1 3/16" Knife Edge (V) Worksurface Thickness
- Only available with Fixed Run-Off – Mid-Height (BM_R)

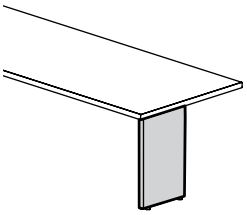

Fixed-Height Bevel Post Leg (L)

- It is available with 1 3/16" Knife Edge (V) Worksurface Thickness
- Available with Fixed Run-Off – Mid-Height (BM_R) or Fixed Extended Tapered Peninsula – Mid-Height (BM_EP)

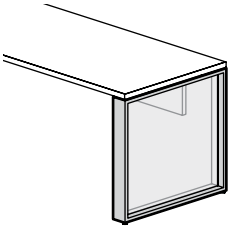

Glass Infill End Panel

Frame Legs (W)

- Must equal depth of worksurface under which it is installed
- Only available with Fixed Run-Off – Mid-Height (BM_R)
- **Cannot** be specified with a Fixed Run-Off – Mid-Height (BM_R) with Radius Corners
- Is is **not** available with 1 3/16" Knife Edge (V) Worksurface Thickness
- Three Frame Leg support styles are available:



Open

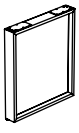

Solid Infill End Panel

planning with fixed worksurfaces – mid-height

fixed-height configurations

workwall kneespace module with fixed run-off – mid-height applications

- Only Fixed Run-Off (BM_R) can be installed on a Workwall Kneespace Module (BHKHF or BHKFW). For more details on these modules, refer to Workwall Storage section
- These applications are also available with Fixed Meeting Table, refer to Meeting Tables section for details
- **The installation of the Workwall Kneespace Module relies on the structural wall it is affixed to, to be built according to local code requirements. The warranty on the Workwall Kneespace Module applies only to the product itself, and not to the durability of the wall. Installation on building/structural walls that do not meet local code requirements will affect the safety and durability of the product**
- The position of the Fixed Run-Off – Mid-Height, influence the overall workstation footprint
- Three positions are available at installation:

Aligned to adjacent Height-Adjustable Rectangular Worksurface – Mid-Height

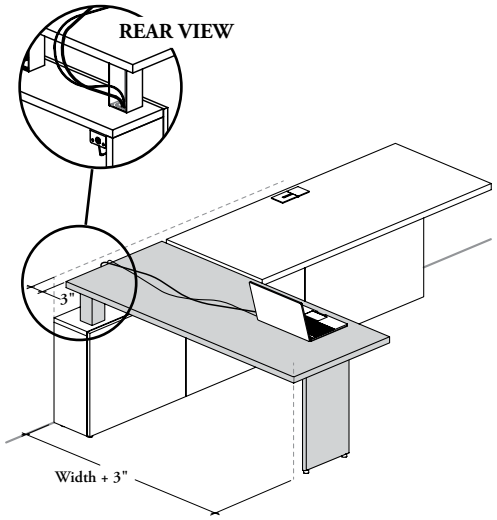

When installed 3" from the back of the module, it allows alignment with adjacent height-adjustable worksurface. A gap is created to manage wires and reach the mid-height module through worksurface support

Against a Wall Panel

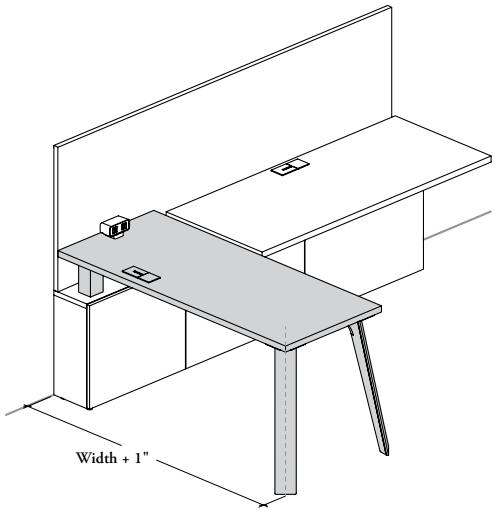

When installed 1" from the back of the workstation, the end of the worksurface is flush with front of the Wall Panel

Aligned to a Storage with Integral Top

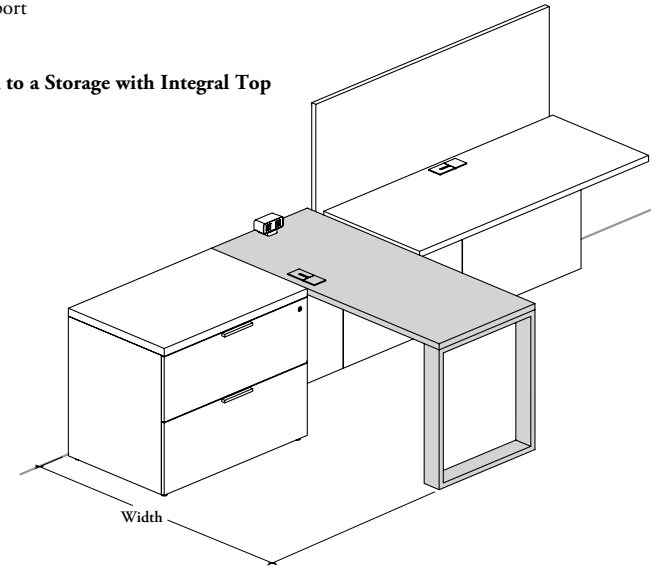

The end of the worksurface is aligned with the back of a storage or a Workwall Kneespace Module

planning with fixed worksurfaces – mid-height (continued)

fixed-height configurations

workwall credenza for all fixed worksurfaces – mid-height applications

- Fixed Run-Off (BM_R) and Fixed Extended Tapered Peninsula (BM_EP) can be installed on a Workwall Credenza – Fixed Worksurface (BSMWL or BSMCFW). For more details on these credenzas, refer to Workwall Storage section
- These applications are also available with Fixed Meeting Table, refer to Meeting Tables section for details
- The position of the Fixed Worksurface, influence the overall workstation footprint
- Three positions are available at installation:

Against a Wall Panel with board

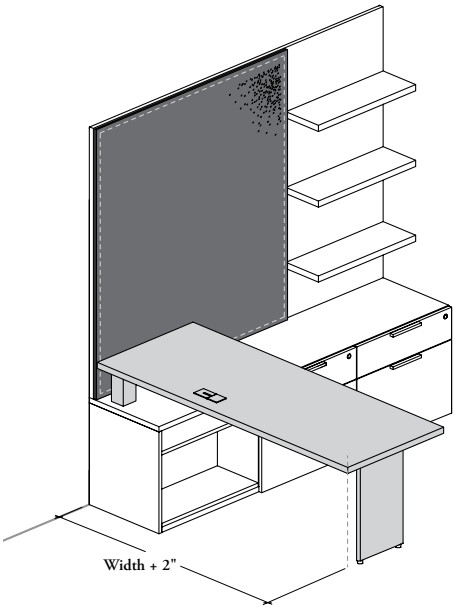

When installed 2" from the back of the workstation, the end of the worksurface is flush with front of the Tackboard or Markerboard that is mounted in front of the Wall Panel

Against a Wall Panel

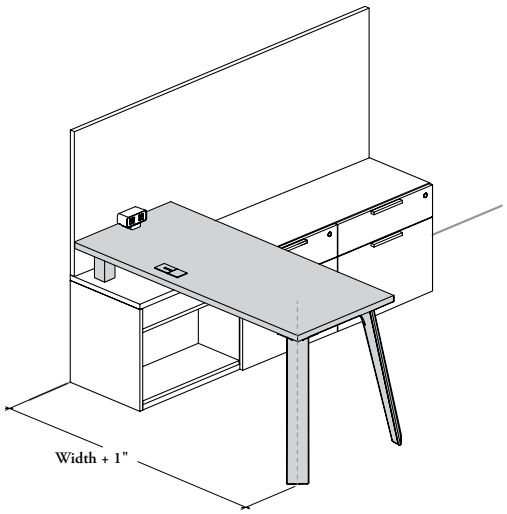

When installed 1" from the back of the workstation, the end of the worksurface is flush with front of the Wall Panel

Aligned with back of the Workwall Credenza

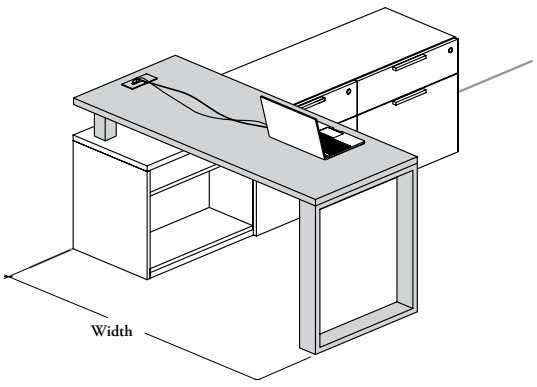

The end of the worksurface is flush with the back of the Workwall Credenza – Fixed Worksurface

planning with fixed worksurfaces – mid-height (continued)

fixed-height configurations

– – – – = Footprint

clearance when combining fixed & height-adjustable worksurface

Clearance around Fixed Run-Off – Mid-Height (BM_R) and Height-Adjustable Rectangular Worksurface (BH_RL or BH_RC) mounted on Workwall Kneespace Module – Height-Adjustability and Fixed Worksurface (BHKHF)

This combination of products will automatically ensure the 1" minimum clearance required all around the height-adjustable worksurface. Allowing up and down movement of the mechanism without damaging the adjacent products

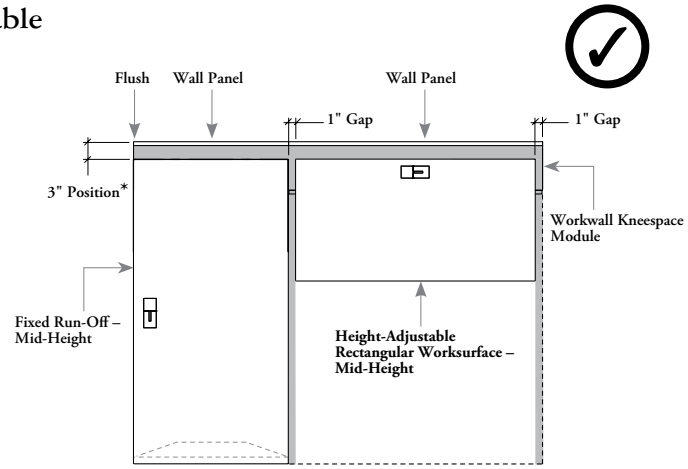

* Three positions are available for the Fixed Run-Off – Mid-Height, when installed with Height-Adjustable Rectangular Worksurface and on kneespace module. Refer to previous page for more details

clearance around fixed worksurfaces on workwall credenza – fixed worksurfaces

When installed 2" from the back of the workstation, the end of the worksurface is flush with front of the tackboard or makerboard that is mounted in front of the Wall Panel

Clearance around Fixed Run-Off – Mid-Height (BM_R) mounted on Workwall Credenza with Open & Drawers (BSMWL) or with Open Combo (BSMCFW) – Fixed Worksurface

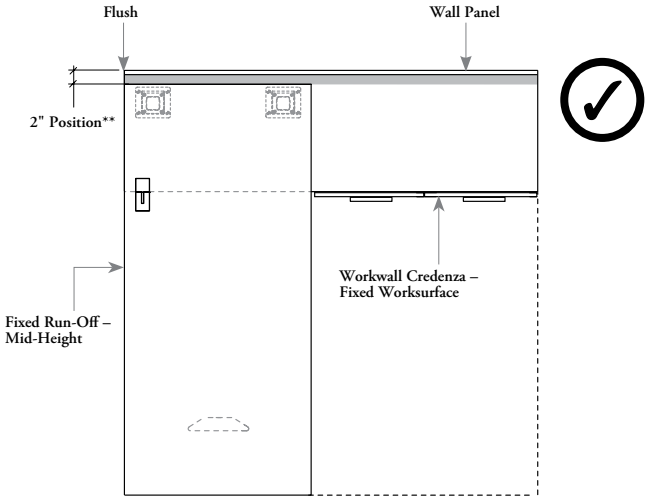

Clearance around Fixed Extended Tapered Peninusla – Mid-Height (BM_EP) mounted on Workwall Credenza with Open Combo – Fixed Worksurface (BSMCFW)

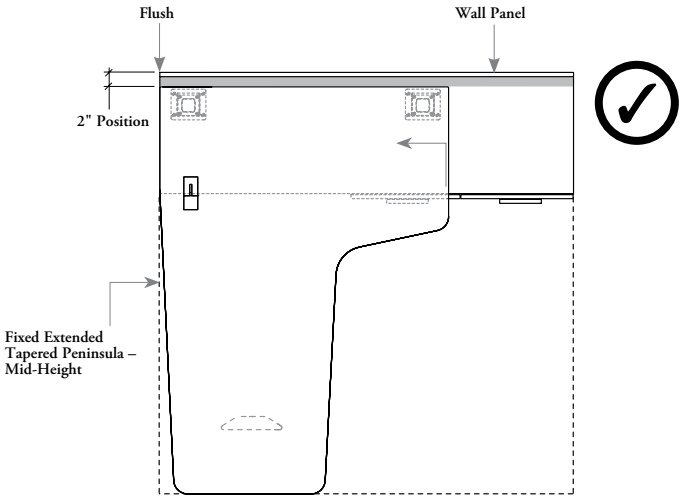

** Three positions are available for the Fixed Worksurfaces. Refer to previous page for more details

high secondary desk basics

fixed-height configurations

Expansion Casegoods high secondary desk can be used individually or with run-off or overlapping bridge to create diverse workstation configurations.

Grain direction is available along the width only

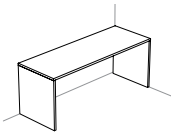

High Secondary Desk (B_MSDH)

- The products listed below must only be installed on High Secondary Desk. It provides a support for:
  - Run-Off Worksurface (B_MHH)
  - Run-Off with Glass Top (BGMTH)
  - Overlapping Bridge (B_MBH)
- Must always be installed against a building wall
- When 1 3/16" (M) thickness is specified, the gables are 1" thick
- When 1 9/16" (X) thickness is specified, the gables are 1 1/2" thick
- Can support Wall Panel Styles (B_WCC, B_WCO, B_WAA, B_WOO, B_WMD, B_WMO or B_WMM) or Mounted Towers for High Secondary Desk (BRHL, BRHG or BRHO)
- Unloaded and unattached Secondary Desks must **not** be filled with Stretch Pedestals or lateral files for secondary desks for more than half its width

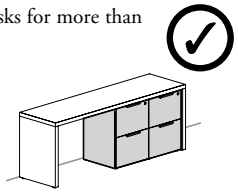

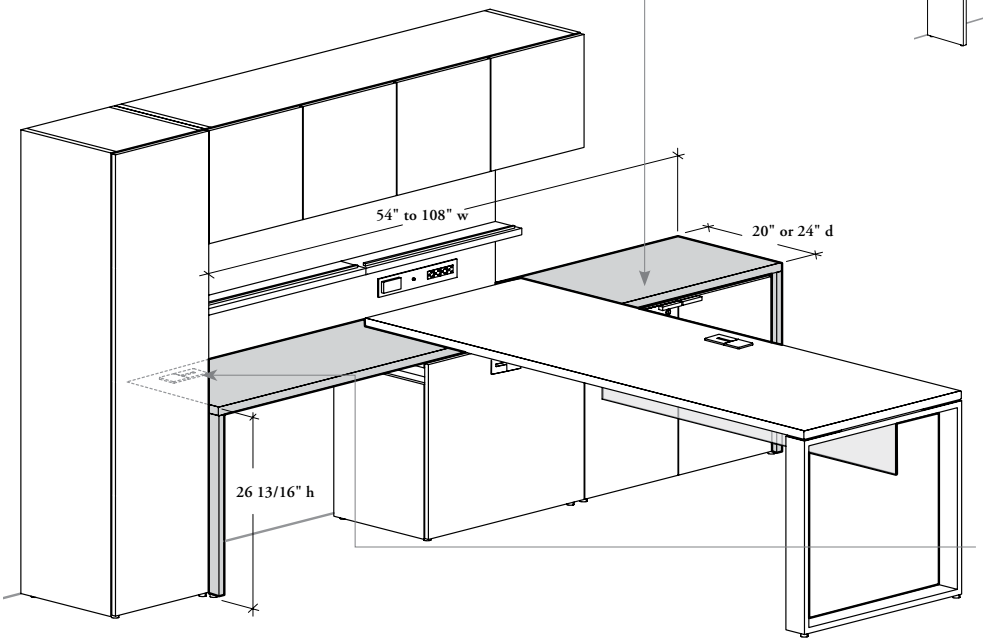

- Six Storage for Secondary Desks can be specified separately and installed under a High Secondary Desk
- Bookcases (BSSO) and Multi-Functional Storage (BSSM) can act as a passive storage



Bookcase (BSSO)

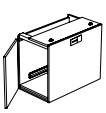

Multi-Functional Storage (BSSM)



Stretch Pedestal (BSSP)



Lateral File (BSSL)

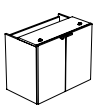

Storage Cabinet (BSSD)

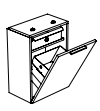

Recycling/ Waste Cabinet (BSSRW)

Rectangular Grommets

- Provide openings for electrical wiring and communication cables
- Worksurfaces can be specified without (N) or with rectangular grommets. Four position styles are available:
  - Both Ends (B)
  - Centered (C)
  - Left (L)
  - Right (R)
- They can be replaced with Elliptical Grommets (BLGE) which can be specified separately

run-off & high secondary desk basics

fixed-height configurations

- Enables L- or T-Shaped Configurations
- One end must be mounted on a High Secondary Desk
- Three grommet options are available: Centered (C) – Rectangular, Offset (O) – Rectangular and No Grommet (N)
- Only an optional Suspended Modesty Panel or a Power Tray can be used under these worksurfaces and can be specified separately. For application of a modesty panel, refer to page 205 and 557
- **Cannot** support any storage or Wall Panels
- The grommet position varies depending the worksurface specified, refer to page 183 for more details

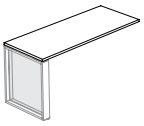

Run-Off Worksurface – High Secondary Desk (B_MHH)

- Available in thicknesses (1 3/16" (M), 1 3/16" Knife Edge (V) or 1 9/16" (X))
- Three configurations are available:
  - Left Handed (L) (Shown)
  - Right Handed (R)
  - Non Handed (No Grommet only)
- The other end is supported by one of the six support styles below (**not** included):



Bevel Bases (B)



Semi-Supported Leg (E)



Blade Leg (K)



Central Square Post Leg (Q)



Storage (S)

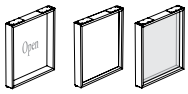

Frame Legs (W)

- When Worksurface Thickness (V) is specified, only Blade Leg (K) or Central Square Post Leg (Q) can be specified

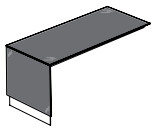

Run-Off with Glass Top – High Secondary Desk (BGMTH)

- Two configurations are available:
  - Left Handed (L) (Shown)
  - Right Handed (R)
- Only Bevel Base (B) Support Styles is available and are included with Run-Off
- A 28" high freestanding storage **cannot** be installed under a glass top product
- Available in 3/8" (10 mm) tempered glass
- **Not** all optical computer mouse are compatible on glass worksurface, Desk Pad (YPDP) is recommended (see Complements products)
- **Cannot** suspend any accessories or storage

Rectangular Grommets

- Provide openings for electrical wiring and communication cables
- Left or right option are optimized for MAST or Swerv Monitor Arm application, see on page 182 for details
- They can be replaced with Elliptical Grommets (BLGE) which can be specified separately

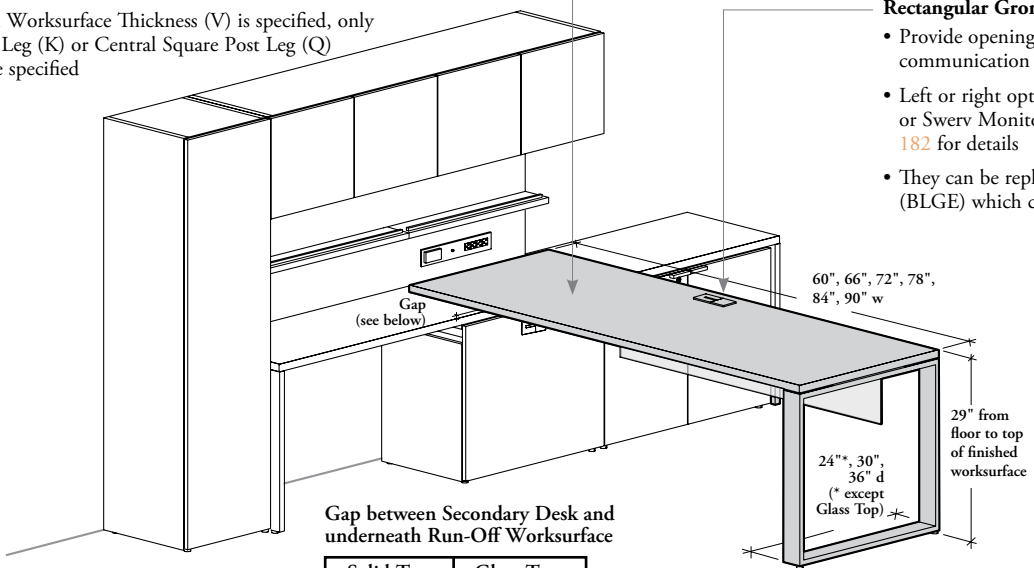

Gap between Secondary Desk and underneath Run-Off Worksurface

Solid Top	Glass Top
1 3/16"	*1 11/16"

* The recessed frame of Run-Off with Glass Top reduced the gap by 1 11/16"

overlapping bridge & high secondary desk basics

fixed-height configurations

Also available:

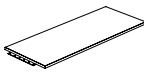

Overlapping Bridge – High Secondary Desk (B_MBH)

- Available in thicknesses:
  - 1 3/16" (M)
  - 1 9/16" (X)
- Enables U-Shaped Configurations
- Must be supported by a High Secondary Desk on one end and connected to a desk to create a U-shaped configuration
- Must be linked with:
  - Primary Desk for U-Shape Configuration (B_MDG)
  - Primary Peninsula Desk for U-Shape Configuration (B_MDS)
  - Preconfigured Desks, Credenzas, Table Desks (B_MDWO or B_MDWF), Fixed-Height Desk (B_MDWB) or Standard Desks
- Non handed and reversible on-site
- Worksurface can be specified without (N) or with a centered rectangular grommet (C)
- Only an optional Suspended Modesty Panel or Power Tray can be used under the bridge and can be specified separately. For more details, refer to pages 205 and 557
- **Cannot** support any storage or wall panels

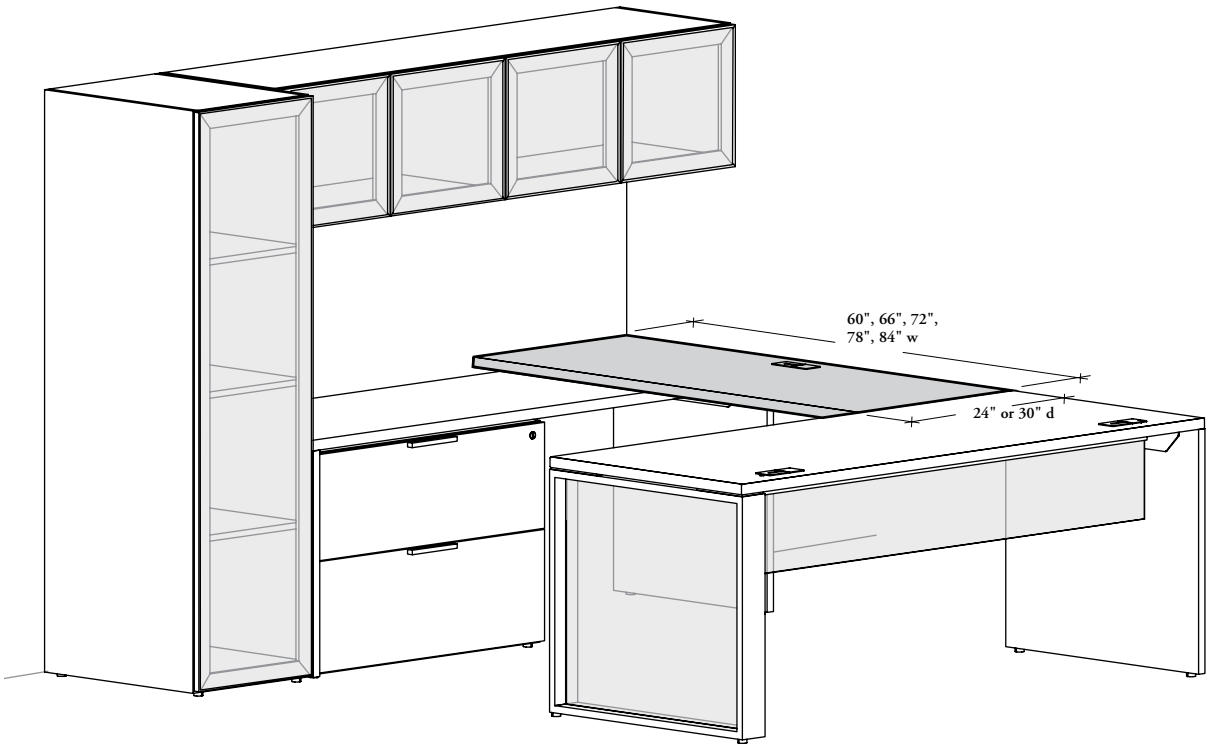

low secondary desk basics

fixed-height configurations

Expansion Casegoods low secondary desk can be used individually or with run-off or overlapping bridges to create diverse workstation configurations.

Grain direction is available along the width only

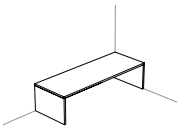

Low Secondary Desk (B_MSDL)

- The products listed below must only be installed on Low Secondary Desk. It provides a support for:
  - Run-Off Worksurface (B_MPL)
  - Run-Off with Glass Top (BGMTL)
  - Overlapping Bridge (B_MBL)
  - Run-Off Worksurface with End Support (B_MPG)
  - Overlapping Bridge with End Support (B_MBG)
- Must always be installed against a building wall
- When 1 3/16" (M) thickness is specified, the gables are 1" thick
- When 1 9/16" (X) thickness is specified, the gables are 1 1/2" thick
- Can support Wall Panel Styles (B_WCC, B_WCO, B_WAA, B_WOO, B_WMD, B_WMO or B_WMM or Mounted Towers for Low Secondary Desk (BRLL, BRLG or BRLO)

Rectangular Grommets

- Provide openings for electrical wiring and communication cables
- Worksurfaces can be specified without (N) or with rectangular grommets. Four position styles are available:
  - Both Ends (B)
  - Centered (C)
  - Left (L)
  - Right (R)
- They can be replaced with Elliptical Grommets (BLGE) which can be specified separately

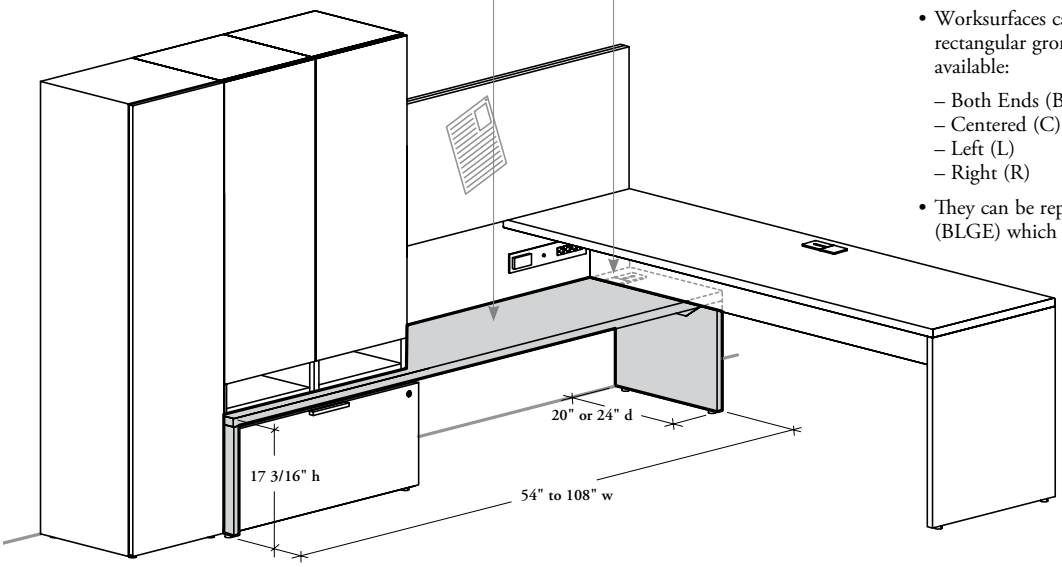

- Three Storage for Secondary Desks can be specified separately and installed under a Low Secondary Desk
- Bookcase (BSSO) can act as a passive storage



Bookcase (BSSO)



Lateral File (BSSL)



Recycling/ Waste Cabinet (BSSRW)

run-off & low secondary desk basics

fixed-height configurations

- Enables L- or T-Shaped Configurations
- One end must be mounted on a Low Secondary Desk
- A Wall Panel is **mandatory** to support Run-Off Worksurface (B_MPL) or Run-Off with Glass Top (BGMTL) for Low Secondary Desks
- **Cannot** support any storage or wall panels
- **Cannot** suspend any accessories or storage
- A Power Tray can be used under these worksurfaces and can be specified separately
- The grommet position varies depending the worksurface specified, refer to page 183 for more details

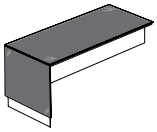

Run-Off with Glass Top – Low Secondary Desk (BGMTL)

- Two configurations are available:
  - Left Handed (L)
  - Right Handed (R) (Shown)
- Only Bevel Base (B) Support Styles is available and are included with Run-Off
- Worksurfaces can be specified without (N) or with rectangular grommets. Three position styles are available:
  - Centered (C)
  - End of Worksurface (E)
  - Offset (O)
- Offset grommet locations are handed configurations
- Half solid modesty panel is included and **cannot** be specified separately. When Grommet Option (C or O) is specified, the modesty panel comes also with a central grommet
- Available in 3/8" (10 mm) tempered glass
- **Not** all optical computer mouse are compatible on glass worksurface, Desk Pad (YPDP) is recommended (see Complements products)
- A 28" high freestanding storage **cannot** be installed under a glass top product

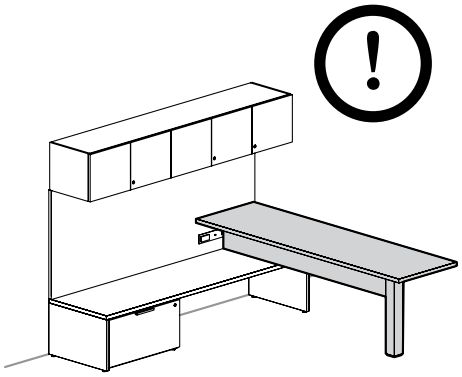

Position of modesty panel can interfere with under-worksurface power and data specified on the Wall Panel. Use specification software appropriately

run-off & low secondary desk basics (continued)

fixed-height configurations

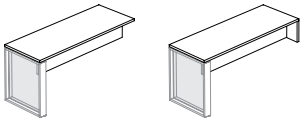

Run-Off Worksurface – Low Secondary Desk (B_MPL) and
Run-Off Worksurface with End Support – Low Secondary Desk (B_MPG)

- The other end is supported by one of the five support styles below (**not** included):



Bevel Bases (B) | **Semi-Supported Leg (E)** | **Blade Leg (K)** | **Central Square Post Leg (Q)** | **Frame Legs (W)**

- Run-Off Worksurface – Low Secondary Desk (B_MPL) is non handed and reversible on-site
- Worksurfaces can be specified without (N) or with rectangular grommets. Four position styles are available:
  - Centered (C)
  - End of Worksurface (E)
  - Left (L)
  - Right (R)
- Half solid modesty panel is included and **cannot** be specified separately. When Grommet Option (C) is specified for Run-Off Worksurface (B_MPL) or Grommet Option (C, L, R) is specified for Run-Off Worksurface with End Support (B_MPG), the modesty panel comes also with a central grommet
- Run-Off Worksurface with End Support (B_MPG) can be specified with Under Worksurface – Center (UC) or No (NN) Power and Data

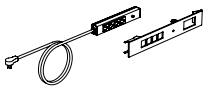

  - 24" deep Run-Off Worksurface with End Support (B_MPG) or the Central Square Post Leg (Q) are **not** available when the Under Run-Off Worksurface – Center (UC) cut-out option is required
- Each cut-out comes with a Power Bar and Cover
- When a No Power and Data style (NN) is specified, a Cable Pass-Through Ring is provided

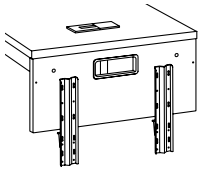

Rectangular Grommets

- Provide openings for electrical wiring and communication cables
- Left or right option are optimized for MAST or Swerv Monitor Arm application, see on page 182 for detail
- They can be replaced with Elliptical Grommets (BLGE) which can be specified separately

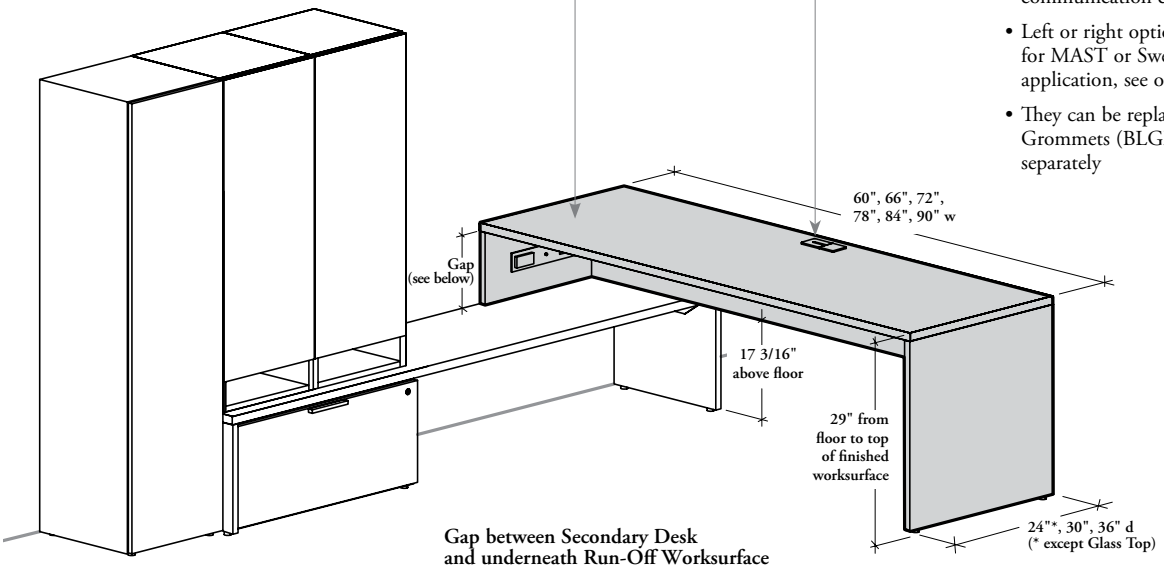

Gap between Secondary Desk and underneath Run-Off Worksurface

Solid Top	Glass Top
10 3/8"	9 3/4"

overlapping bridge & low secondary desk basics

fixed-height configurations

Also available:

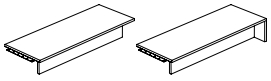

Overlapping Bridge – Low Secondary Desk (B_MBL) or Overlapping Bridge with End Support – Low Secondary Desk (B_MBG)

- Enables U-Shaped Configurations
- Must be supported by a Low Secondary Desk on one end and connected to a desk to create a U-shaped configuration
- A Wall Panel is mandatory to support Overlapping Bridge for Low Secondary Desks (B_MBL)
- Must be linked with:
  - Primary Desk for U-Shape Configuration (B_MDG)
  - Primary Peninsula Desk for U-Shape Configuration (B_MDS)
  - Preconfigured Desks, Credenzas, Table Desks (B_MDWO or B_MDWF), Fixed-Height Desk (B_MDWB) or Standard Desks
- Non-handed and reversible on-site
- Worksurfaces can be specified without (N) or with rectangular grommets. Two position styles are available:
  - Centered (C)
  - End of Worksurface (E)
- Half Solid Modesty Panel is included and **cannot** be specified separately. When Grommet Option (C), the modesty panel comes also with a central grommet
- **Cannot** support any storage or wall panels
- A Power Tray can be used under the bridge and can be specified separately

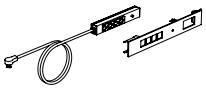

- Each cut out comes with a Power Bar and Cover
- Run-Off Worksurface with End Support (B_MBG) can be specified with Under Worksurface – Center (UC) or No (NN) Power and Data
- The Under Run-Off Worksurface – Center (UC) cut-out option is available only on the 30" or 36" deep Overlapping Bridge with End Support (B_MBG)
- When a No Power and Data style (NN) is specified, a Cable Pass-Through Ring is provided

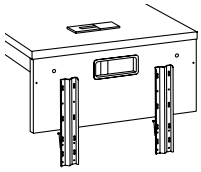

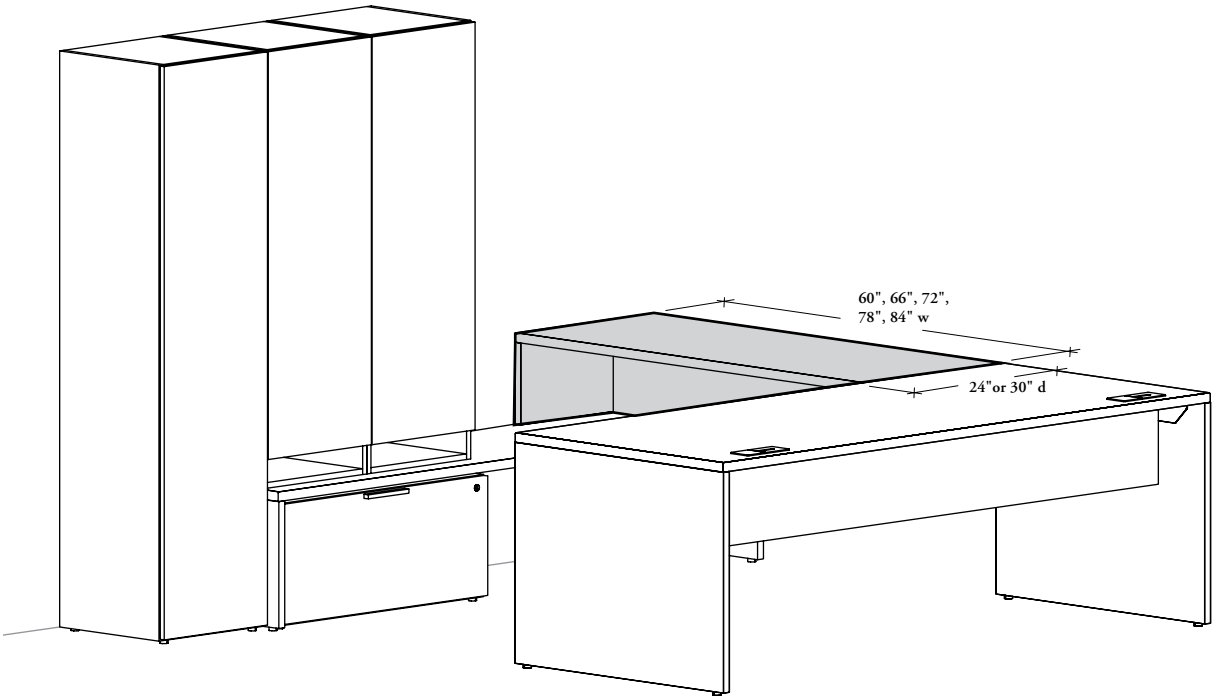

run-off worksurface support applications

fixed-height configurations

Run-Off Worksurfaces – High or Low Secondary Desk can be used with a variety of support styles.

- Supports the end of a worksurface to maintain stability
- The supports listed below can be specified under Run-Off Worksurfaces (B_MDS, B_MHH, B_MPL or B_MPG) but are **not** included and must be ordered separately
- If applicable, 1 3/16" Knife Edge (V) Worksurface Thickness is specified, only Support Styles (K or Q) are available

supporting applications – 28" high freestanding storage and other supports

Supported by a Freestanding Storage (S)

- Can only be installed under a Run-Off Worksurface – High Secondary Desk (B_MHH)
- The option is **not** available with 60" and 66" wide worksurface
- The metal Freestanding Storage **cannot** be used as a support
- Must be installed with Spacer Attachments to maintain stability
- When storage style is specified, only the Spacer Attachments and hardware are included with worksurface

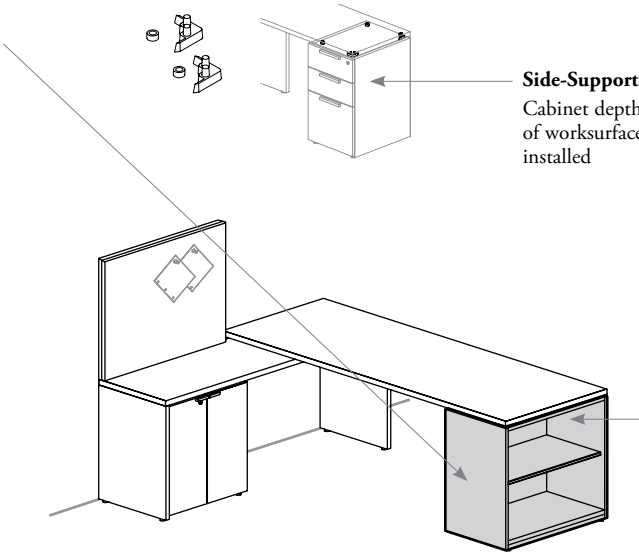

Side-Supported Configurations
Cabinet depth must equal depth of worksurface under which it is installed

Back-Supported Configurations
Cabinet width must equal depth of worksurface under which it is installed

Square Post Leg (Q)

- Can be used under Run-Off Worksurface – High or Low Secondary Desk
- The option is **not** available with 60" and 66" wide worksurface

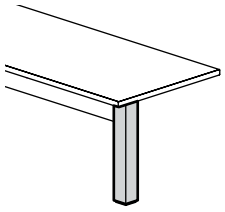

Blade Leg (K)

- Can be used under Run-Off Worksurface – High or Low Secondary Desk
- It is **not** available with 24" deep worksurface

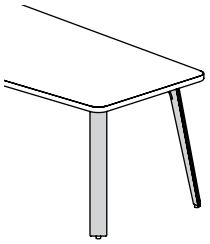

Frame Leg (W)

- Must equal the depth of Run-Off Worksurface – High or Low Secondary Desk under which it is installed
- Three Frame Leg support styles are available:

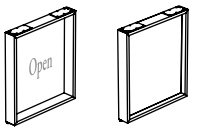

Open

Solid Infill End Panel

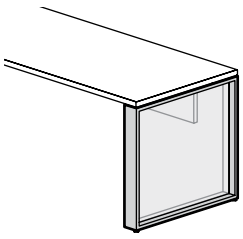

Glass Infill End Panel

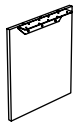

Semi-Supported Leg (E)

- Must equal the depth of Run-Off Worksurface – High or Low Secondary Desk under which it is installed
- Specified thicknesses of Semi-Supported Leg and Run-Off Worksurface must be the same
- **Cannot** be replaced by a Semi-Supported Gable with Spacer (BWGG)

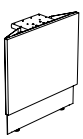

Bevel Base (B)

- Must equal the depth of Run-Off Worksurface – High or Low Secondary Desk worksurface under which it is installed
- It is **not** available with 24" deep worksurface

planning with fixed-height worksurfaces

fixed-height configurations

The maximum unsupported span rule is the key of planning Multi-Level Workstations efficiently.

The applications shown below are applicable with High or Low Secondary Desk workstations

maximum unsupported span allowed – loaded rule

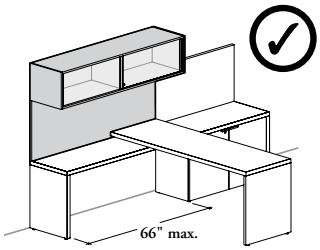

With Wall Panel for Overhead Cabinet and Overhead Cabinet Application

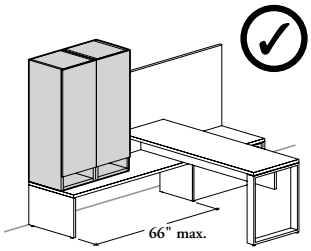

With Mounted Towers Application

- Secondary Desk is considered loaded when used with:
  - Wall Panel for Overhead Cabinet (B_WCC)
  - Wall Panel for Overhead Cabinet and Shelf (B_WCO)
  - Wall Panel for Solid Shelves (B_WOO)
  - Wall Panel for Media and Shelves (B_WMO)
  - Wall Panel for Metal Accessory Shelves (B_WMM)
  - Mounted Towers

- Maximum unsupported span allowed is 66"
- If the Secondary Desk is wider than 66", a Storage for Secondary Desk is necessary to reduce its unsupported span to a maximum of 66"
- On these applications shown above, the Run-Off Worksurface or Run-Off with Glass Top can be placed off-module on the Secondary Desk
- L-, T- or U-Shape Configurations are allowed

maximum unsupported span allowed – not loaded rule

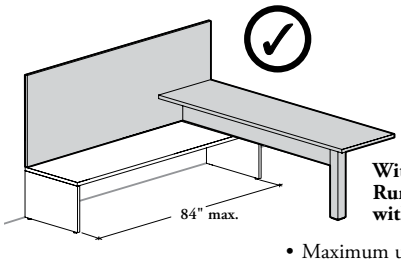

With or Without Wall Panel and Run-Off Worksurface or Run-Off with Glass Top Application

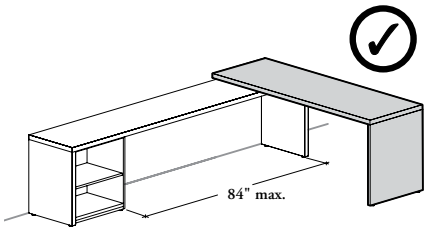

With or Without Wall Panel or Run-Off Worksurface or Run-Off with Glass Top Application

- Maximum unsupported span allowed is 84"
- If the Secondary Desk is wider than 84", a Storage for Secondary Desk is necessary to reduce its unsupported span to a maximum of 84"
- On these applications shown above, the Run-Off Worksurface or Run-Off with Glass Top must be placed at one extremity of the Secondary Desk. If **not**, the loaded rule applies
- Only L- or U-Shape Configurations are allowed

recesses for run-off worksurfaces or run-off with glass top

- Only applicable for Run-Off Worksurfaces, Run-Off with Glass Top and Overlapping Bridge for High Secondary Desk
- Two recess styles are allowed:

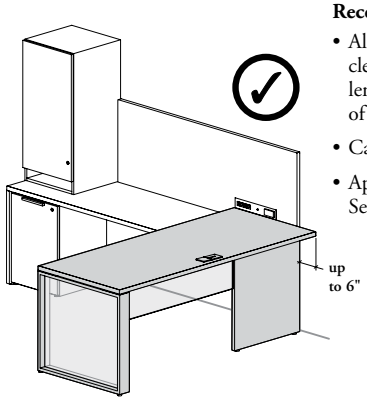

Recessed Visitor Option

- Allows more kneespace clearance for visitors and lengthens the usable footprint of a workstation
- Can be offset by up to 6"
- Applicable on High and Low Secondary Desk Workstations

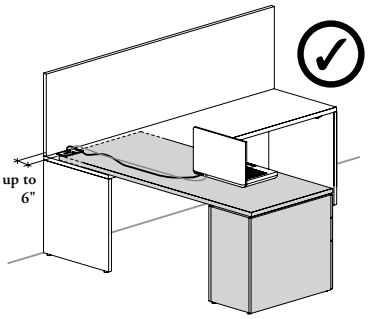

Recessed from Rear End of the High Secondary Desk

- Four positions are allowed:
  - Flush: does **not** allow mounting a wall panel
  - 1" recessed: flush with wall panel
  - 2" recessed: 1" gap between wall panel and end worksurface edge allows routing wires
  - 6" recessed: provides direct access to the grommet on secondary desk and lengthens the usable footprint of the workstation

fixed-height worksurface finishes

fixed-height configurations

Multi-Level Workstations and related parts are available in a wide variety of finish colors. Finish codes must be included in the order.

- All Laminate components are protected with a solid plastic edge
- For an overview of which products are offered in Flintwood finishes, refer to the Expansion Casegoods product map on Teknion's website
- **Not all** Thickness, Finish, Style or Color options are available, refer to the Finish Restrictions Chart on the following page

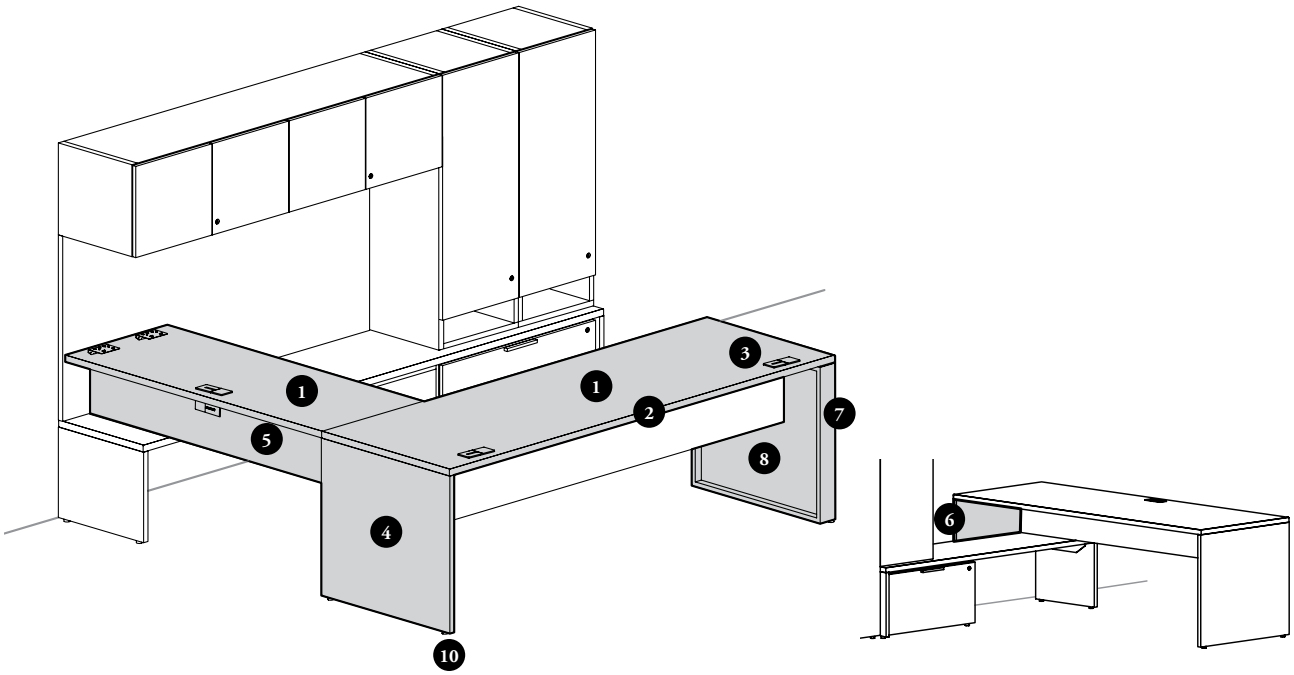

solid product finishes

1 Worksurface
Finishes:
- Foundation Laminate
- Grade 2 Laminate (No Accents)
- Flintwood (No Cathedral)

2 Worksurface Edge Trim
Edge Trim Styles:
- Straight Trim (3mm) (6)
- Flat Trim (1.5mm) (8)
- Flintwood Flat Trim (9)
- Full Knife Trim (F) (If Applicable)

3 Rectangular Grommet (If Applicable)
Finishes:
- Foundation
- Mica

4 Gable, 5 Half-Height Modesty Panel (B_MPL, B_MBL, B_MPG or B_MBG) and 6 End Support (B_MPG or B_MBG)
Finishes:
- Source Laminate
- Flintwood (No Cathedral)

7 Frame Leg (Shown), 16 Metal Bevel Base, Offset Base and Cantilever Base
Finishes:
- Foundation
- Mica
- Clear Anodized (AC) (If Applicable)
- Coordinate Colors (If Applicable)

8 Infill End Panel – Frame Leg (B_MDWF)
Solid Finishes:
- Source Laminate
- Flintwood (No Cathedral)

Glass Finishes
- 5/32" (4 mm) Tempered Glass:
  - Standard: Frosted (FT) is a single-sided etched tempered glass which is facing inward of desk
  - Back-Painted

Hardware and Worksurface Support for Workwall Storage (BM_R or BM_EP) 9
Finishes:
- Foundation
- Mica
- Accent (If Applicable)
- Coordinate Colors



Modesty Panel (B_MFWO, B_MDWB or BF_MR) and End Panel (B_MDWB)
Solid Finishes:
- Source Laminate
- Grade 2 Laminate (No Accents)
- Flintwood (No Cathedral)

Glass Finishes (Modesty Panel only):
- 1/4" (6 mm) Tempered Glass:
  - Standard: Frosted (FT) is a single-sided etched tempered glass which is facing inward of desk
  - Back-Painted

10 Leveler
Finish:
- Black

fixed-height worksurface finishes (continued)

fixed-height configurations

solid product finishes (continued)

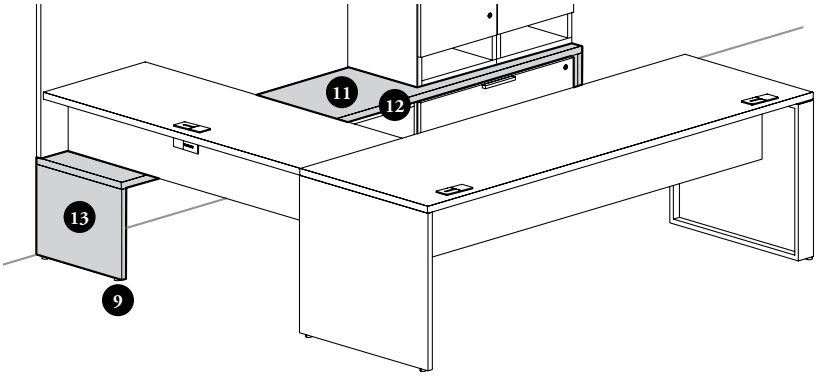

11 Secondary Desk Worksurface (B_MSD)
Finishes:
– Foundation Laminate
– Grade 2 Laminate (No Accents)
– Flintwood (No Cathedral)

12 Secondary Desk Edge Trim
Edge Trim Styles:
– Straight Trim (3mm) (6)
– Flat Trim (1.5mm) (8)
– Flintwood Flat Trim (9)

13 Secondary Desk Gable
Finishes:
– Source Laminate
– Flintwood (No Cathedral)

glass product finishes

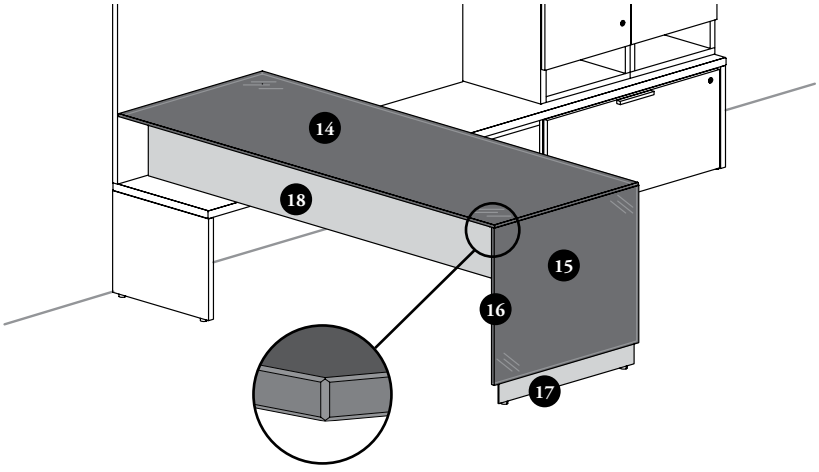

Glass Top Edge Corner
Are chamfered-flat polished and dubbed-corner

14 Glass Top and 15 Glass End Panel for Bevel Base (BGMTH or BGMTL)
Finishes:
• Glass Worksurface is available in 3/8" (10 mm) and End Panel is available in 1/4" (6 mm) Tempered Glass:
– Back-Painted

16 Protective Metal Trim on Glass End Panel for Bevel Base
Will match Back-Painted Glass finish

17 Support (Metal Bevel Base), Top Frame and Hardware
Finishes:
– Foundation
– Mica
– Coordinate Colors

18 Half-Height Solid Modesty Panel (BGMTL)
Finishes:
– Source Laminate
– Flintwood (No Cathedral)

fixed-height worksurface finishes (continued)

fixed-height configurations

finishes restriction chart

Worksurface Thickness	Worksurface and End Panel for Bevel Base Finish	Edge Trim Style	Edge Trim Finish	Some restrictions apply, see specification software for more details: Solid Infill End Panel for Frame Leg, Gable, Modesty Panel and End Support Finish	Some restrictions apply, see specification software for more details: Modesty Panel Finish (B_MFWO, B_MBWB or BF_MR only)
M 1 3/16"	Foundation Laminate	6 or 8	Edge Trim Colors *	Source Laminate or Flintwood (No Cathedral)	Source Laminate or Grade 2 Laminate (No Accents) or Flintwood (No Cathedral)
	Grade 2 Laminate (No Accents)	8	Edge Trim Colors		
	Flintwood (No Cathedral)	9	Match Flintwood Worksurface Finish		
X 1 9/16"	Foundation Laminate **	6	Edge Trim Colors **	Source Laminate or Flintwood (No Cathedral)	
	Flintwood (No Cathedral)	9	Match Flintwood Worksurface Finish		
V 1 3/16" Knife Edge	Foundation Laminate	F	Edge Trim Colors	N/A	Source Laminate or Grade 2 Laminate (No Accents) (BF_MR only)
	Grade 2 Laminate (No Accents)				

*** Except Black Matte, Baltic Ply, Clay Matte and Fossil Matte for Edge Trim Style (6) only**
**** Storm White, Very White, Crisp Grey, Soft Gris or Wood Prints only**

coordinate colors listing

The Coordinate Colors are solid colors that can be used to match wood prints. They are **not** available in the Fabric and Finishes Program

• Finishes:

M8 Royal Cherry
NB Ivory Birch
NC Provincial Oak
ND Coastal Elm
NJ Notherm Ash
NN Essential Oak
NW Essential Walnut
NX Smoked Oak
PU Basalt Walnut
PZ Craft Walnut
Q6 Stainless
Q9 Mercurial Walnut
R9 Choice Maple
V1 Estate Cherry
VD Campus Oak
VV Pecan Reflect

understanding height-adjustable worksurfaces

height-adjustable configurations

Expansion Casegoods Multi-Level Workstations offer three Height-Adjustable L-Shape Desk styles that can be used individually. These height-adjustable desks offer three different main worksurface configurations allowing to create different work styles.

All dimensions in this section are nominal

planning with height-adjustable L-shape desks

- A Wall Panel **cannot** be mounted on a Height-Adjustable L-Shape Desk
- Enables users to work or do meeting in sit/stand position

Height-Adjustable L-Shape Desk – Bevel Bases

This configuration can be created with a:

– Height-Adjustable L-Shape Desk – Bevel Bases (BH_LD)

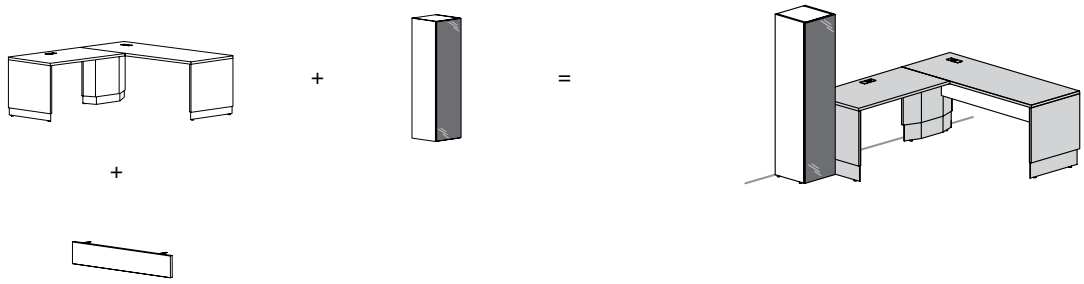

Height-Adjustable L-Shape Peninsula Desk – Bevel Post Leg

This configuration can be created with a combination of:

– Height-Adjustable L-Shape Peninsula Desk – Bevel Post Leg (BH_B)
– Workwall Credenza with Open and Drawers – Mid – 21" h (BSMOD)

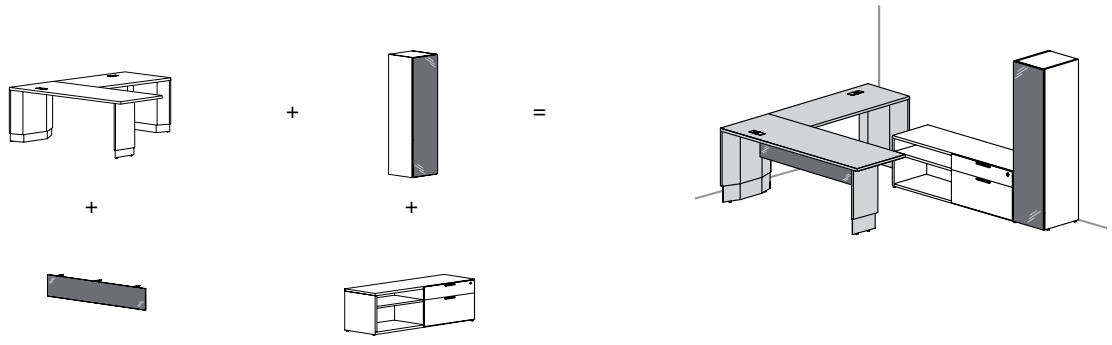

understanding height-adjustable worksurfaces (continued)

height-adjustable configurations

Height-adjustability can be configured in multiple ways based on workstyle and storage needs. Worksurfaces must be specified based on product on which it will be installed. The Workwall Storage illustrated below can receive height-adjustable worksurfaces.

planning with workwall module for height-adjustable cantilever run-off

- Must be installed against a building wall
- A Wall Panel is **not** mandatory for mounting this product
- The module can be combined with Workwall Kneespace Module for Height-Adjustability, Workwall Credenza, Freestanding Tower and Workwall Storage with Integral Top to create a complete workstation

Workwall Module – Height-Adjustable Cantilever Run-Off combined with Height-Adjustable Cantilever Rectangular Run-Off

This configuration can be created with a combination of:

– Workwall Module – Height-Adjustable Cantilever Run-Off (BHKHC)
– Height-Adjustable Cantilever Rectangular Run-Off (BH_CR)

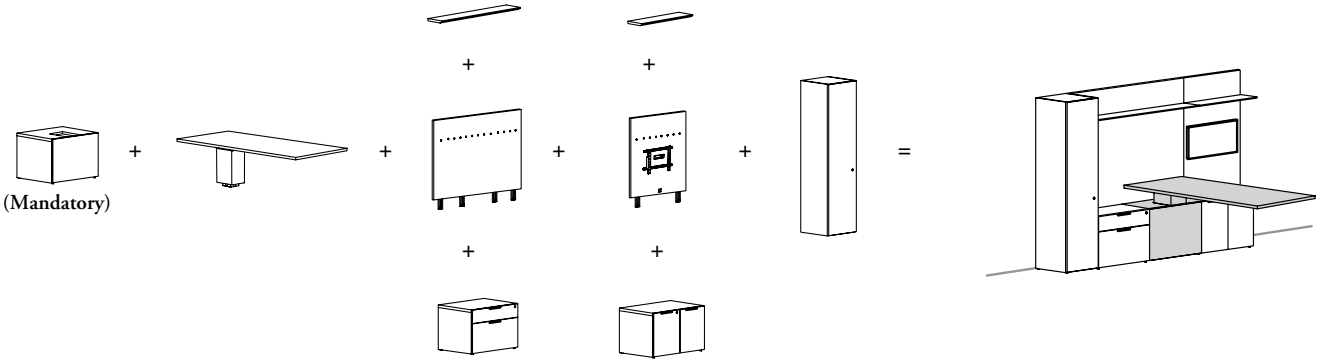

planning with workwall kneespace modules

- All Workwall Kneespace Modules must be anchored to a wall that has load bearing capabilities, refer to the installation guide
- A Wall Panel is **not** mandatory for mounting a Height-Adjustable Worksurface
- Enable users to work in a sit/stand position, while preserving maximum knee clearance
- The Workwall Kneespace Module can be combined with Workwall Stretch Pedestal, Workwall Credenza, High Secondary Desk, Freestanding Tower and Workwall with Integral Top to create a complete workstation

Workwall Kneespace Module – Full-Modesty Height-Adjustable Run-Off combined with Full-Modesty Height-Adjustable Run-Off

This configuration can be created with a combination of:

– Workwall Kneespace Module – Full-Modesty Height-Adjustable Run-Off (BHKHM)
– Full-Modesty Height-Adjustable Run-Off – Offset Base (BF_R)

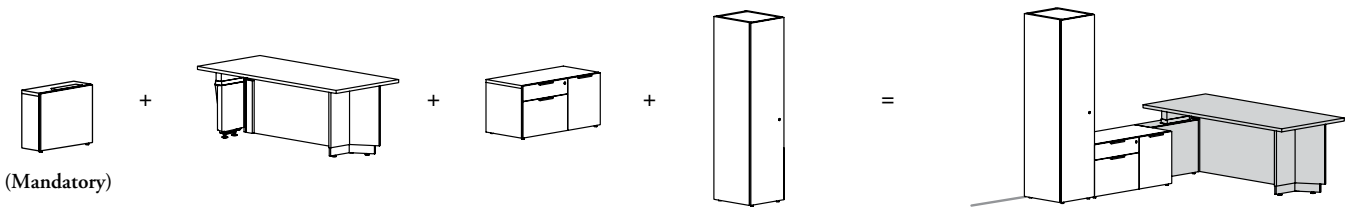

understanding height-adjustable worksurfaces (continued)

height-adjustable configurations

planning with workwall kneespace modules (continued)

Workwall Kneespace Module Full-Modesty Height-Adjustable Extended or "L" Run-Off combined with Full-Modesty Height-Adjustable Extended Run-Off

This configuration can be created with a combination of:

- Workwall Kneespace Module – Full-Modesty Height-Adjustable Extended or "L" Run-Off (BHKHL)
- Full-Modesty Height-Adjustable Extended Run-Off – Offset Base (BF_E)

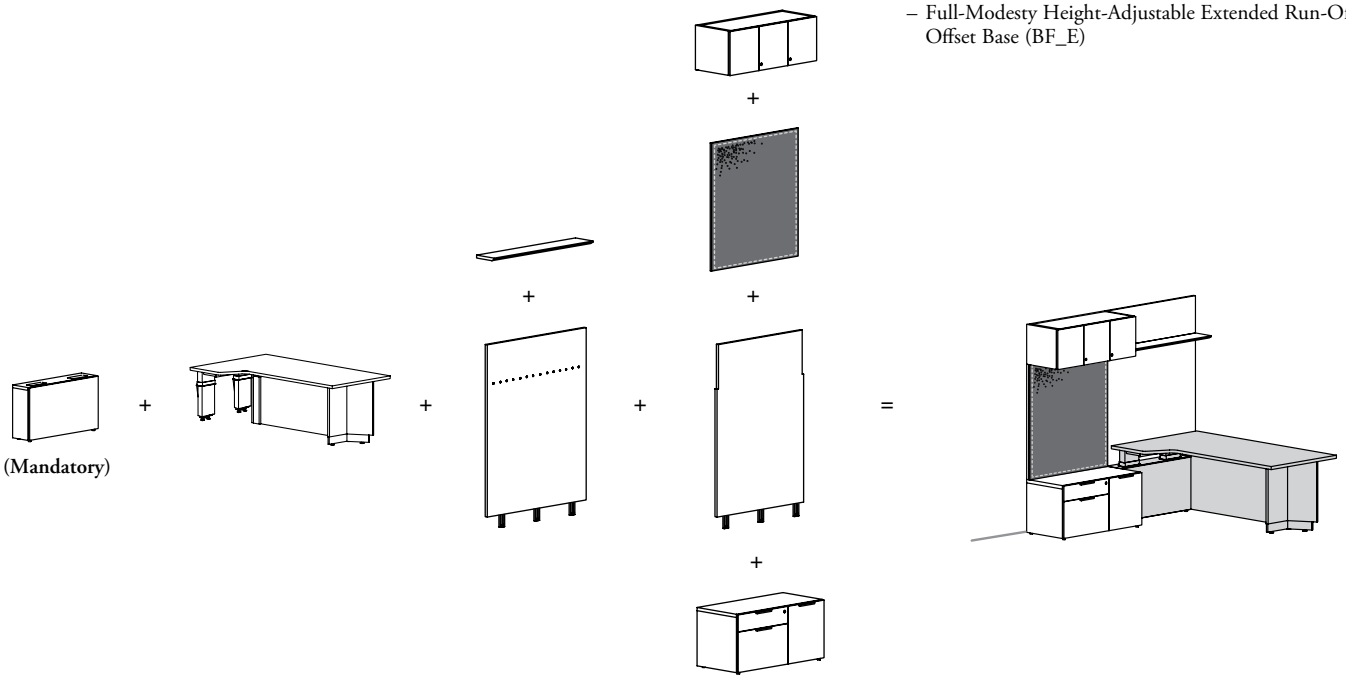

Workwall Kneespace Module Full-Modesty Height-Adjustable Extended or "L" Run-Off combined with Full-Modesty Height-Adjustable L-Shape Run-Off

This configuration can be created with a combination of:

- Workwall Kneespace Module – Full-Modesty Height-Adjustable Extended or "L" Run-Off (BHKHL)
- Full-Modesty Height-Adjustable L-Shape Run-Off – Offset Base (BF_L)

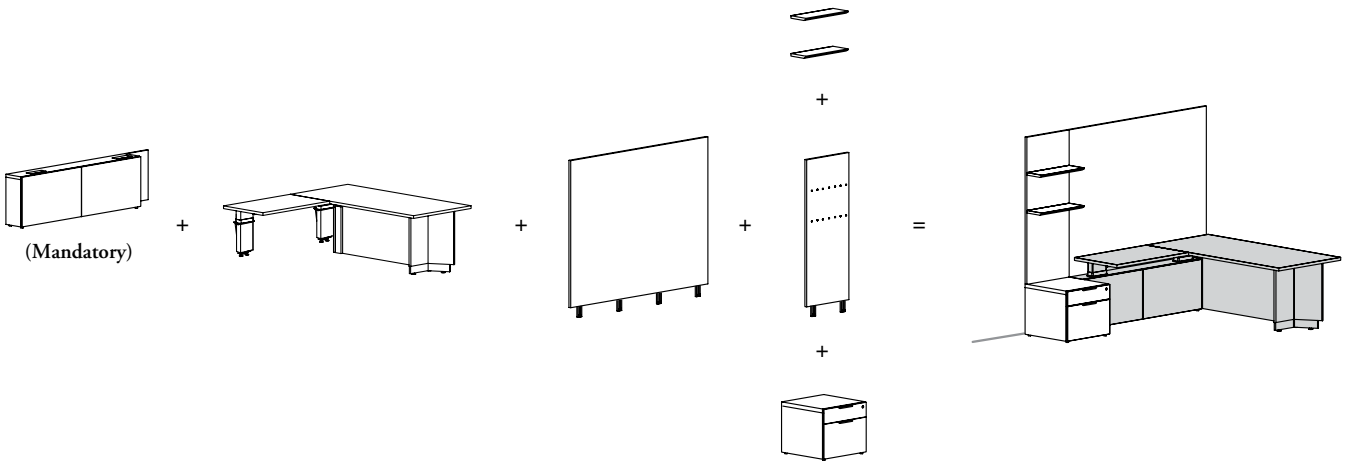

understanding height-adjustable worksurfaces (continued)

planning with workwall kneespace modules (continued)

Workwall Kneespace Module – Height-Adjustability combined with Height-Adjustable Rectangular Worksurface

This configuration can be created with a combination of:

- Workwall Kneespace Module – Height-Adjustability (BHKHW)
- Height-Adjustable Rectangular Worksurface (BH_RL)



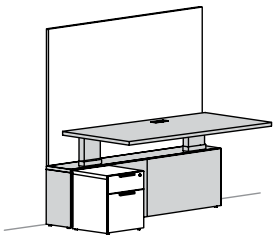

Workwall Kneespace Module – Height-Adjustability and Workwall Kneespace Module – Fixed Worksurface combined with Height-Adjustable Rectangular Worksurface and Fixed Rectangular Meeting Peninsula

This configuration can be created with a combination of:

- Workwall Kneespace Module – Height-Adjustability (BHKHW)
- Workwall Kneespace Module – Fixed Worksurface (BHKFW)
- Height-Adjustable Rectangular Worksurface (BH_RL)
- Fixed Rectangular Meeting Peninsula (BC_FR)

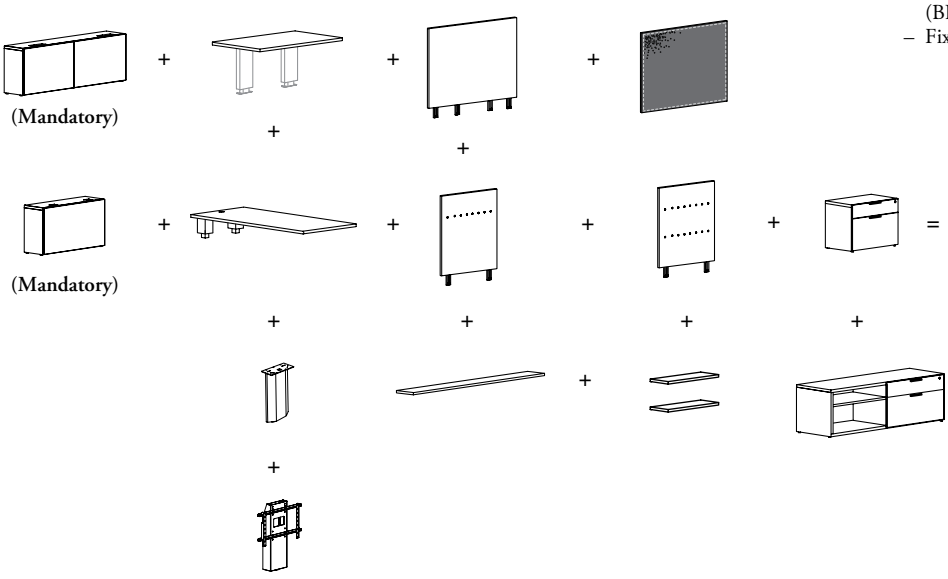

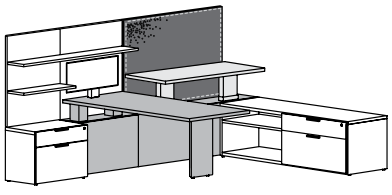

understanding height-adjustable worksurfaces (continued)

height-adjustable configurations

planning with workwall kneespace modules (continued)

Workwall Kneespace Module – Height-Adjustabilty combined with Height-Adjustable Tapered Peninsula

This configuration can be created with a combination of:

- Workwall Kneespace Module – Height-Adjustability (BHKHW)
- Height-Adjustable Tapered Peninsula – Bevel Post Leg (BH_TP)

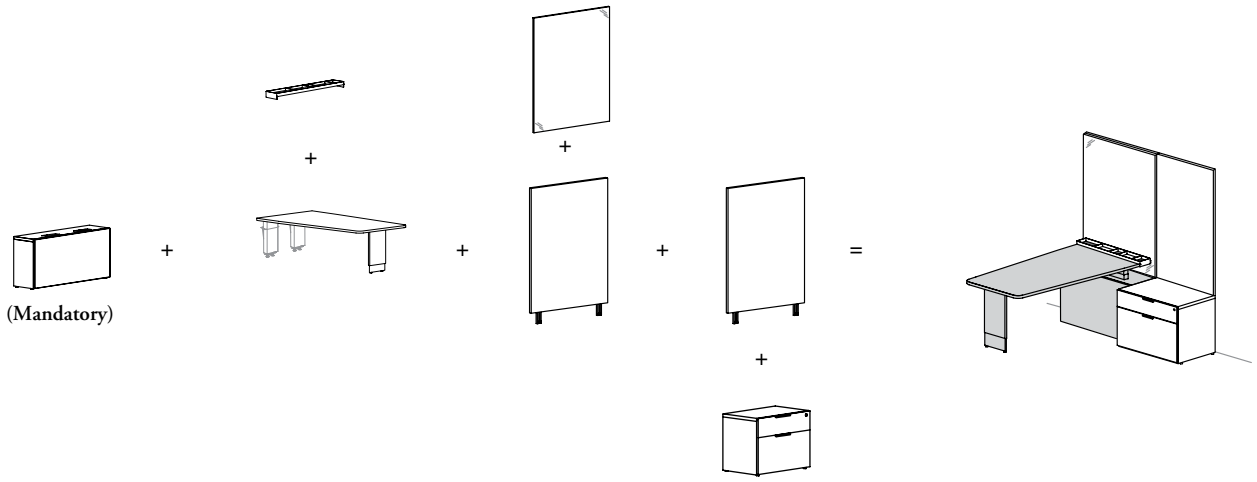

Workwall Kneespace Module – Height-Adjustabilty combined with Extended Tapered Peninsula

This configuration can be created with a combination of:

- Workwall Kneespace Module – Height-Adjustability (BHKHW)
- Height-Adjustable Extended Tapered Peninsula – Bevel Post Leg (BH_PE)

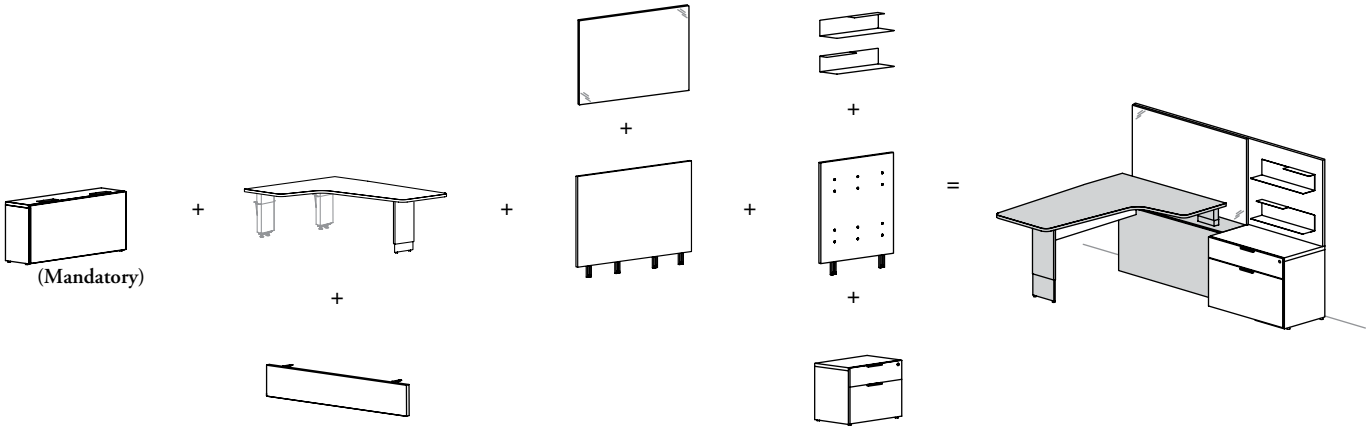

understanding height-adjustable worksurfaces (continued)

height-adjustable configurations

planning with workwall kneespace modules (continued)

Workwall Kneespace Module – Height-Adjustabilty combined with Height-Adjustable L-Shape Tapered Peninsula

This configuration can be created with a combination of:

- Workwall Kneespace Module – Height-Adjustability (BHKHW)
- Height-Adjustable L-Shape Tapered Peninsula – Bevel Post Leg (BH_LT)

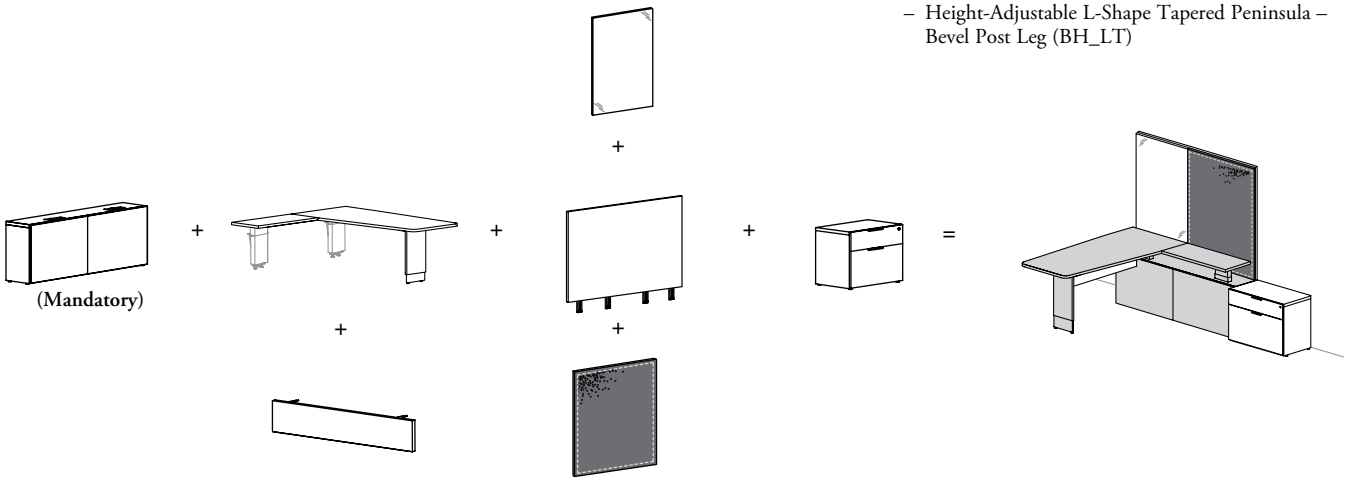

planning with workwall stretch pedestal

Workwall Stretch Pedestal combined with Full-Modesty Height-Adjustable Desk

- This desk is used standalone and can be positioned in front of a storage wall
- Enable user to work in a sit/stand position

This configuration can be created with a combination of:

- Workwall Stretch Pedestal – Mid – 21" h (BSMSSP)
- Full-Modesty Height-Adjustable Desk – Offset Bases (BF_F)

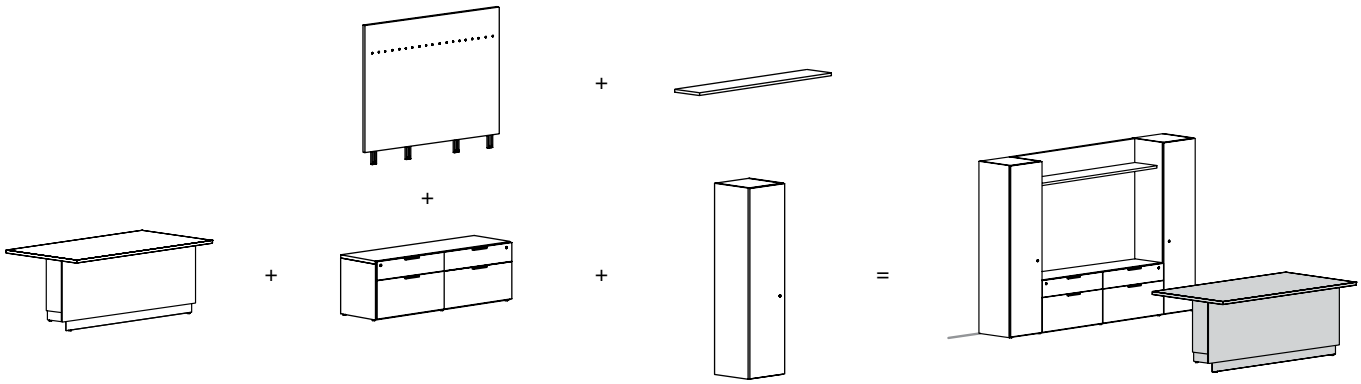

understanding height-adjustable worksurfaces (continued)

height-adjustable configurations

planning with workwall credenzas

- Workwall Credenza provides all-in-one unit with selection of pre-configured functionalities and fully dissimulating height-adjustable mechanism
- Must be installed against a building wall
- A Wall Panel is **not** mandatory for mounting a Height-Adjustable Worksurface

Workwall Credenza with Open & Combo – Height-Adjustable Run-Off combined with Full-Modesty Height-Adjustable Desk for U-Shape Workstation

This configuration can be created with a combination of:

– Workwall Credenza with Open and Combo – Height-Adjustable Run-Off – Mid – 21" h (BSMCHR)
– Full-Modesty Height-Adjustable Desk for U-Shape Workstation – Offset Base (BF_U)

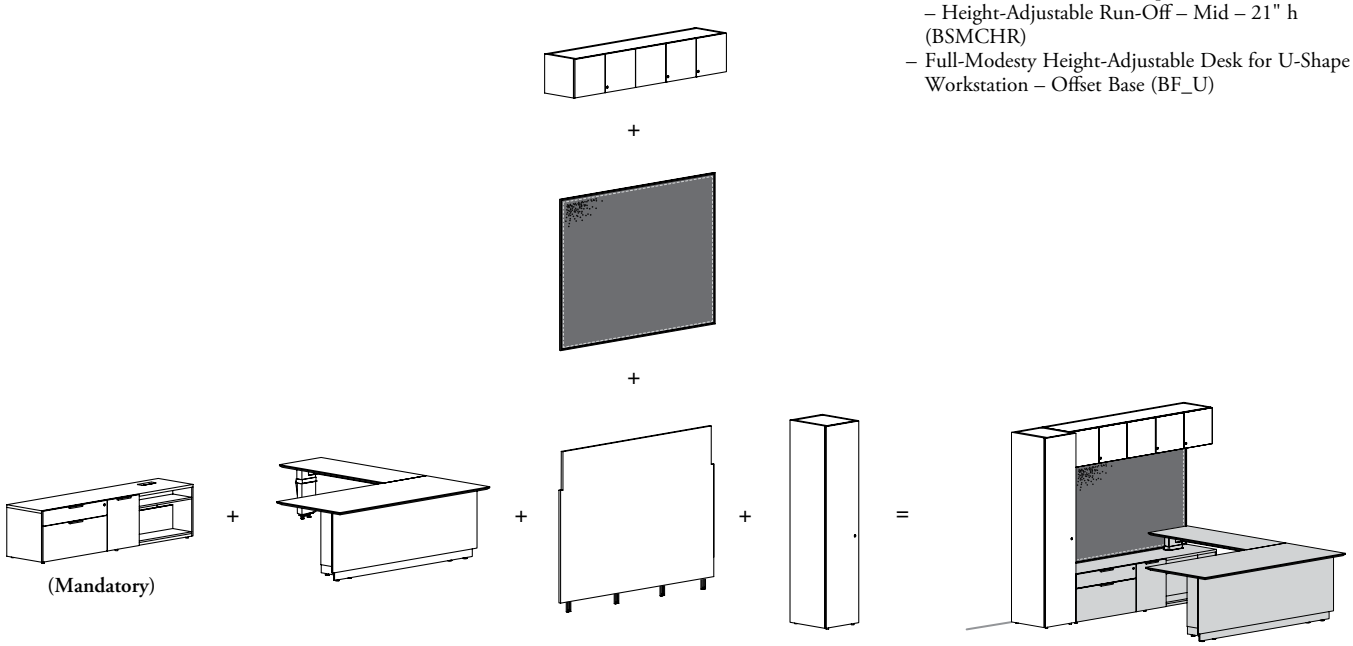

Workwall Credenza – Height-Adjustable Run-Off combined with Height-Adjustable Run-Off

This configuration can be created with a combination of:

– Workwall Credenza with Open and Drawers – Height-Adjustable Run-Off – Mid – 21" h (BSMHLR)
– Height-Adjustable Run-Off – Bevel Base (BH_RB)

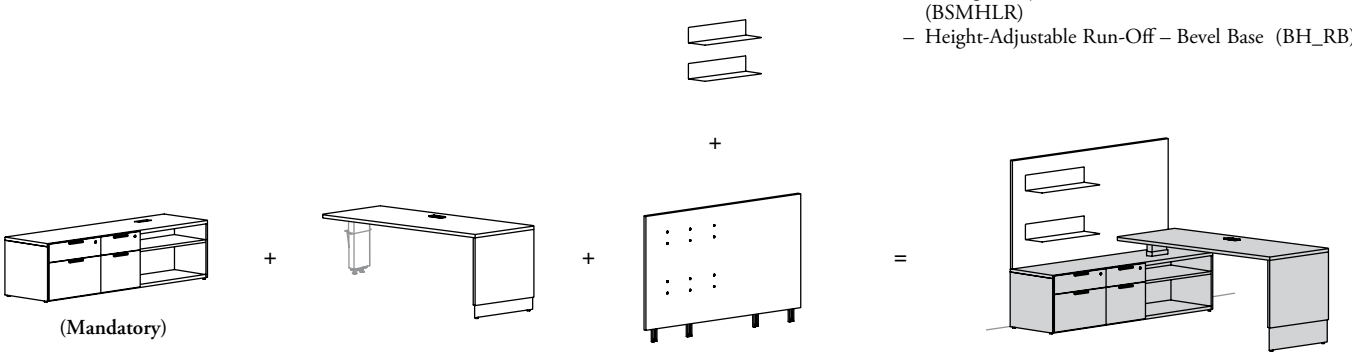

understanding height-adjustable worksurfaces (continued)

height-adjustable configurations

planning with workwall credenzas (continued)

Workwall Credenza – Height-Adjustable Peninsula combined with Height-Adjustable Peninsula

This configuration can be created with a combination of:

– Workwall Credenza with Open and Drawers – Height-Adjustable Peninsula – Mid – 21" h (BSMHDP)
– Height-Adjustable Peninsula – Bevel Post Leg (BH_RP)

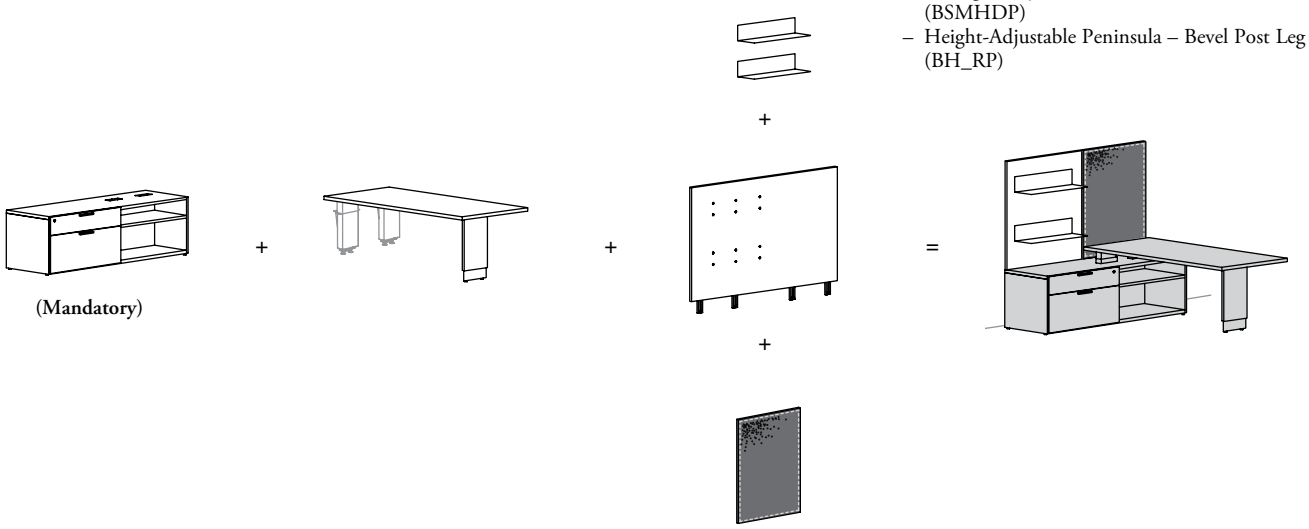

(Mandatory)

planning with workwall credenza for height-adjustable cantilever run-off

- Must be installed against a building wall
- A Wall Panel is **not** mandatory for mounting this product

Workwall Credenza – Height-Adjustable Cantilever Run-Off combined with Height-Adjustable Cantilever Rectangular Run-Off

This configuration can be created with a combination of:

– Workwall Credenza with Drawers – Height-Adjustable Cantilever Run-Off – Mid – 21" h (BHSCHC)
– Height-Adjustable Cantilever Rectangular Run-Off (BH_CR)

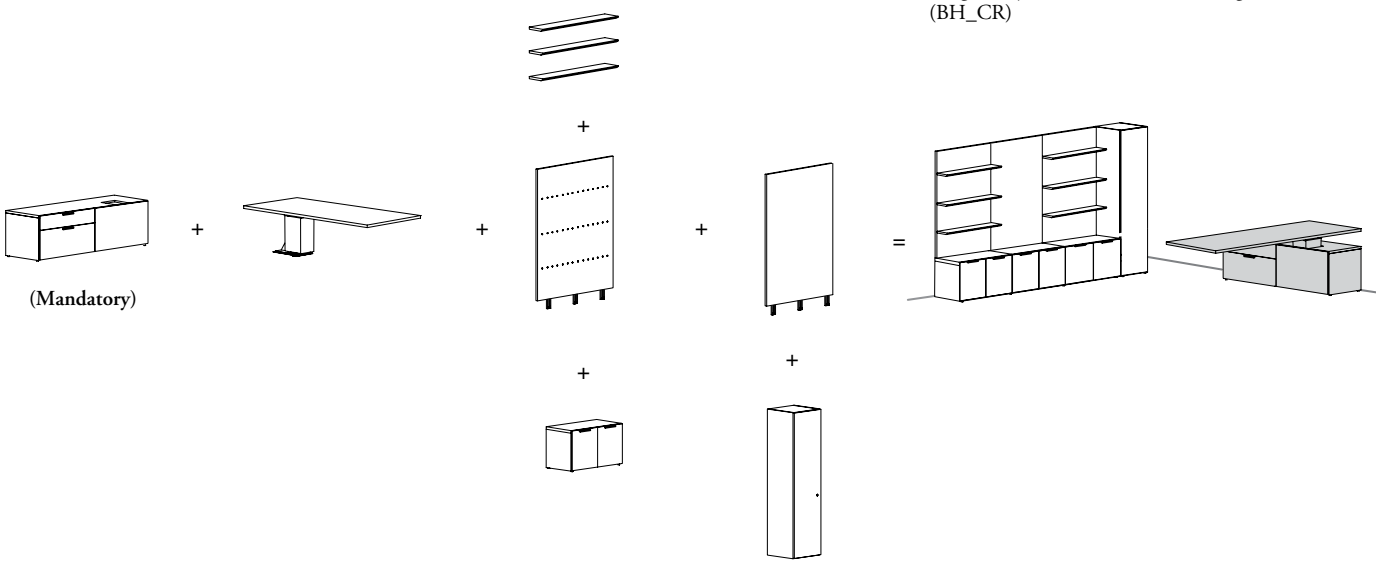

(Mandatory)

understanding height-adjustable worksurfaces (continued)

height-adjustable configurations

planning with secondary desks

- All secondary desks for height-adjustable worksurfaces must be installed against a building wall
- The addition of Overhead Cabinet for Wall Panels, Mounted Towers and Storage for Secondary Desk has an impact on the maximum unsupported span allowed. Refer to page 177 for more details
- A Storage for Secondary Desk (BSSP, BSSL, BSSO, BSSD, BSSM or BSSRW) or an Open Section Cover – Secondary Desk (BSSCM) is **mandatory** to hide Height-Adjustable Mechanism
- A Wall Panel is **not** mandatory for mounting a Height-Adjustable Worksurface
- Edge-clamped accessories **cannot** be positioned above the High Secondary Desk
- Available in two heights, secondary desk allows combination of multiple storage units and working space as needed, ideal solution for maximum versatility

Low Secondary Desk combined with Height-Adjustable Desk

This configuration can be created with a combination of:

– Low Secondary Desk (B_MSDL)
– Height-Adjustable Desk – Bevel Bases (BH_FB)

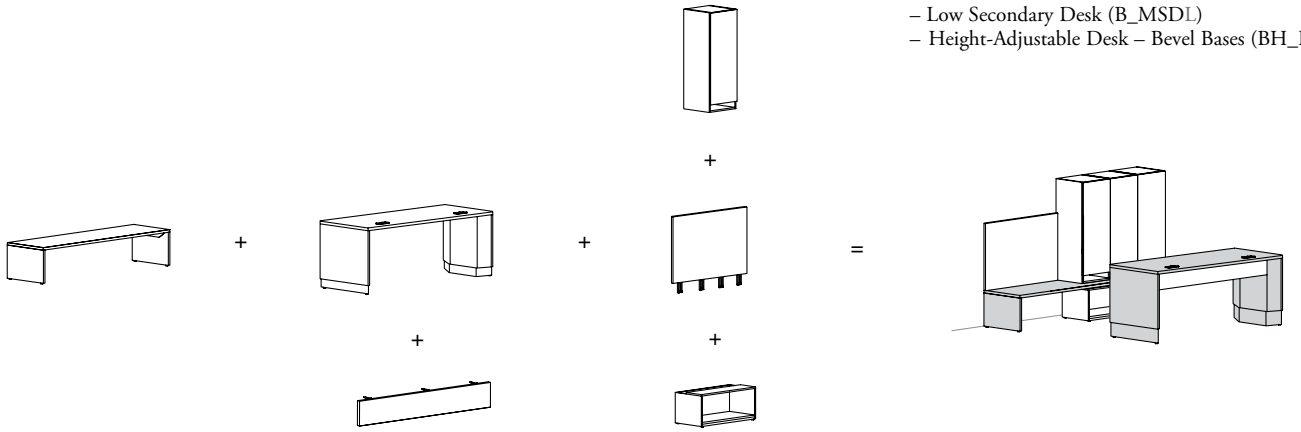

Low Secondary Desk – Height-Adjustable Worksurface combined with Height-Adjustable L-Shape Tapered Peninsula

This configuration can be created with a combination of:

– Low Secondary Desk – Height-Adjustable L-Shape Worksurface (BH_SLL)
– Height-Adjustable L-Shape Tapered Peninsula – Bevel Post Leg (BH_LT)
– Bookcase for Secondary Desk – Low Secondary Desk (BSSOL)

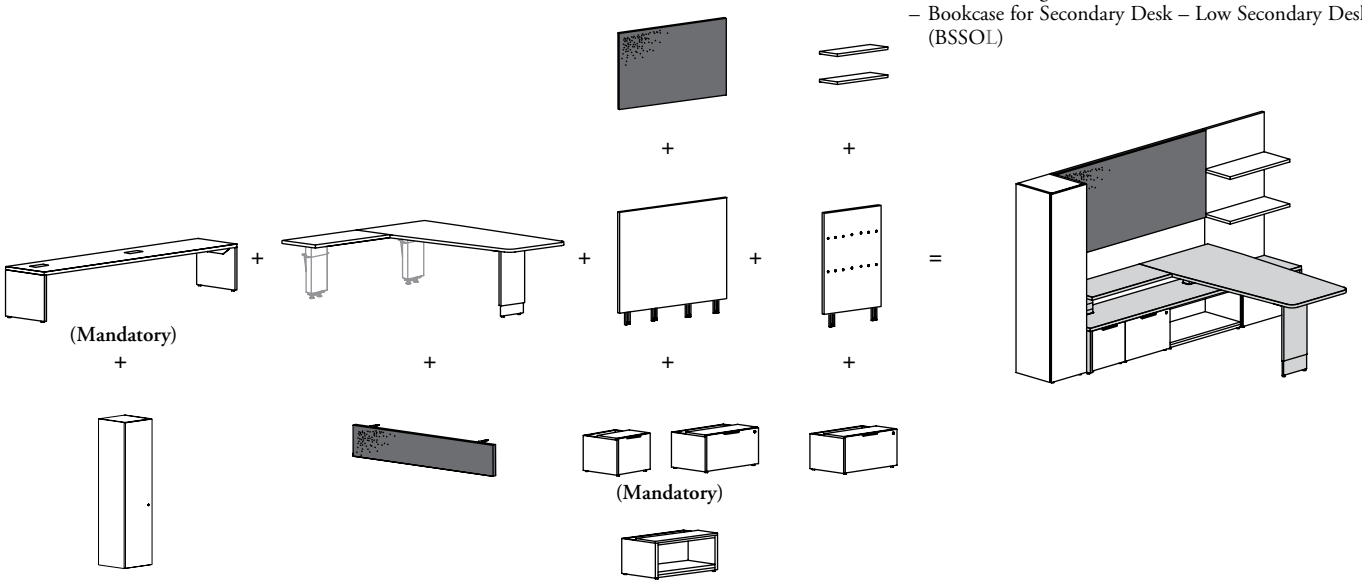

understanding height-adjustable worksurfaces (continued)

planning with secondary desks (continued)

Low Secondary Desk – Height-Adjustable Worksurface combined with Height-Adjustable Desk for U-Shape Workstation

This configuration can be created with a combination of:

- Low Secondary Desk – Height-Adjustable Run-Off or U-Shape (BH_SRL)
- Height-Adjustable Desk for U-Shape Workstation – Bevel Bases (BH_UB)
- Bookcase for Secondary Desk – Low Secondary Desk (BSSOL)

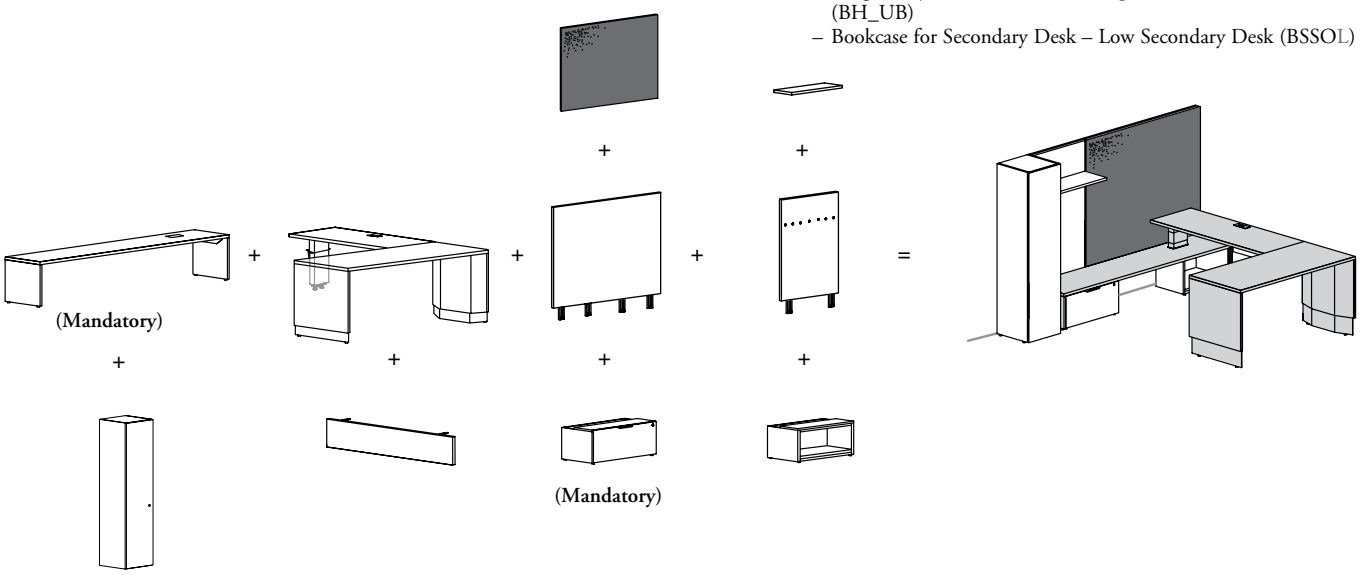

High Secondary Desk combined with Height-Adjustable Desk

This configuration can be created with a combination of:

- High Secondary Desk (B_MSDH)
- Height-Adjustable Desk – Bevel Bases (BH_FB)

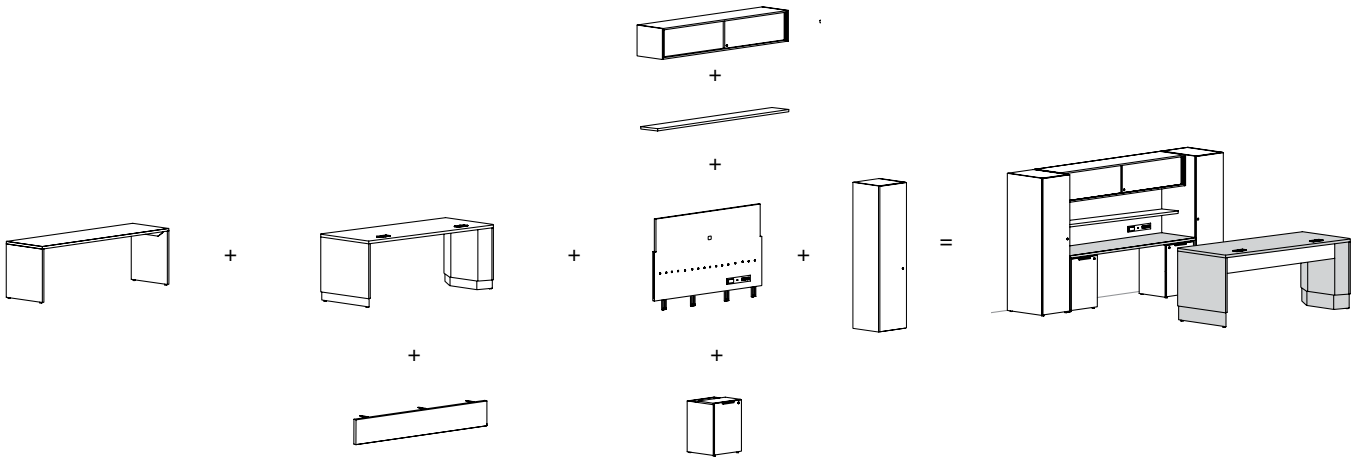

understanding height-adjustable worksurfaces (continued)

planning with secondary desks (continued)

High Secondary Desk Height-Adjustable Worksurface combined with Full-Modesty Height-Adjustable Desk for U-Shape Workstation

Only High Secondary Desk can be used to create an U-shape workstation with the Full-Modesty Height-Adjustable Desk

This configuration can be created with a combination of:

- High Secondary Desk – Height-Adjustable Run-Off or U-Shape (BH_SRH)
- Full-Modesty Height-Adjustable Desk for U-Shape Workstation – Offset Base (BF_U)

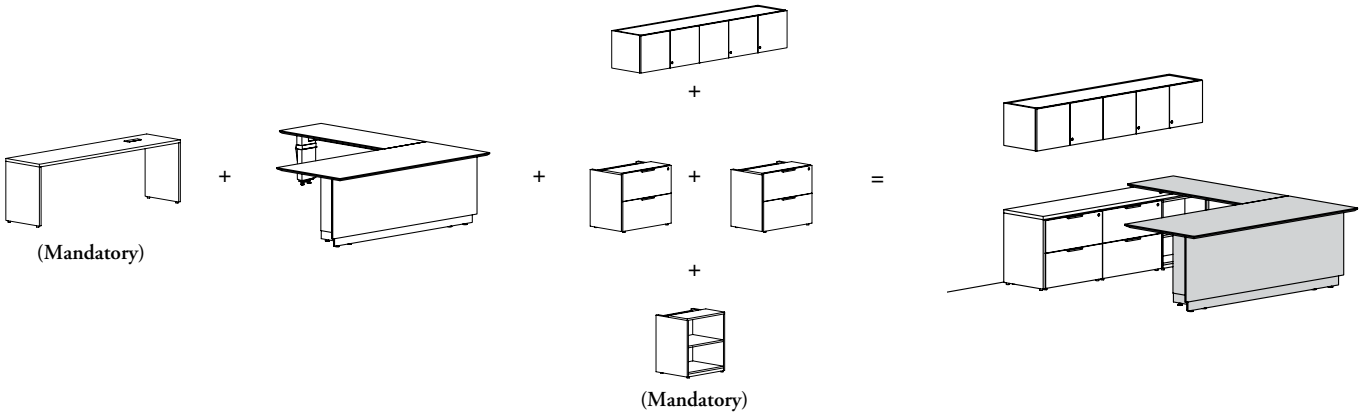

High Secondary – Height-Adjustable Worksurface combined with Height-Adjustable Run-Off

This configuration can be created with a combination of:

- High Secondary Desk – Height-Adjustable Run-Off or U-Shape (BH_SRH)
- Height-Adjustable Run-Off – Bevel Base (BH_RB)
- Bookcase for Secondary Desk – High Secondary Desk (BSSOH)

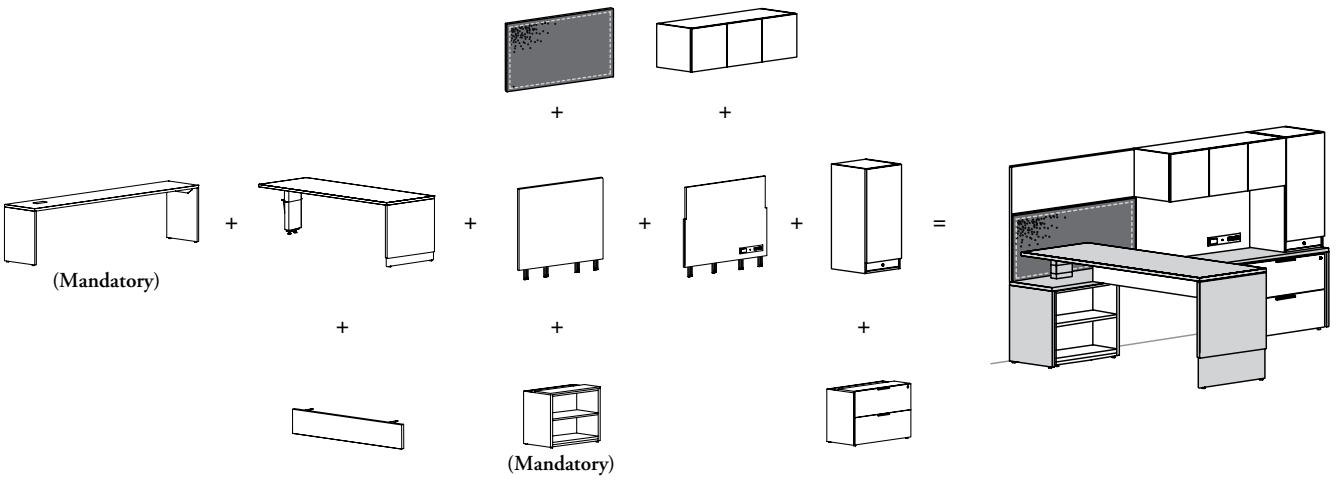

understanding height-adjustable worksurfaces (continued)

planning with secondary desks (continued)

High Secondary Desk – Height-Adjustable Worksurface combined with Height-Adjustable Extended Tapered Peninsula

This configuration can be created with a combination of:

- High Secondary Desk – Height-Adjustable Peninsula (BH_SBH)
- Height-Adjustable Extended Tapered Peninsula – Bevel Post Leg (BH_PE)
- Open Section Cover – High Secondary Desk (BSSCMH)

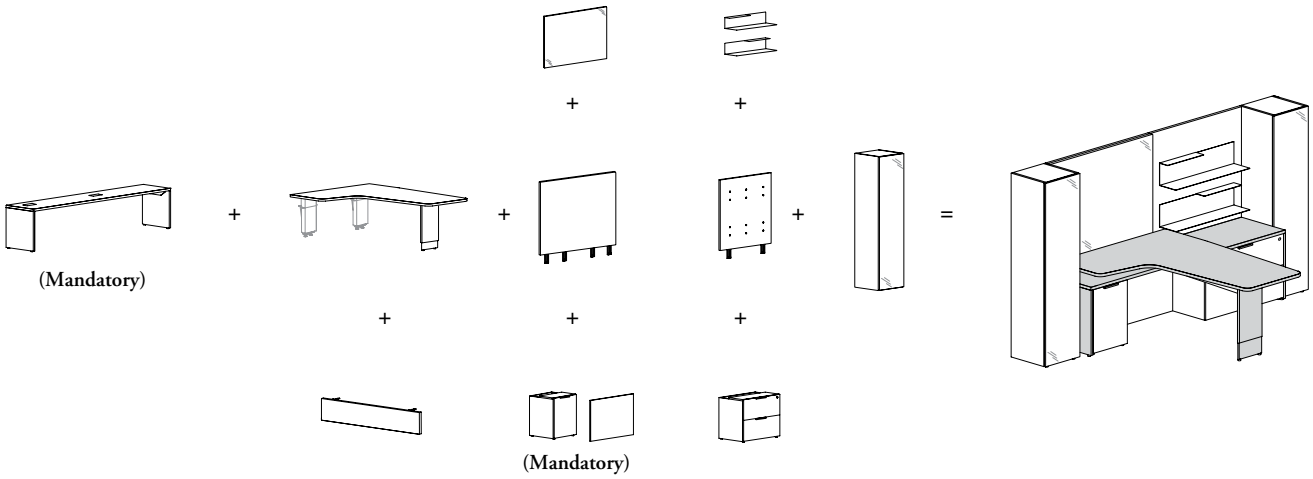

understanding mounting styles for height-adjustable worksurfaces

height-adjustable configurations

workwall module for height-adjustable cantilever run-offs

- Must be installed against a building wall
- For more details on this Workwall Storage for Height-Adjustable Cantilever Run-Off, refer to Workwall Storage section

These Height-Adjustable Cantilever Run-Off can only be installed into these workwall storage:

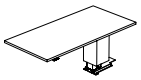

Height-Adjustable Cantilever Rectangular Run-Off (BH_CR)

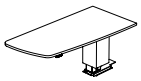

Height-Adjustable Cantilever Wing Shape Run-Off (BH_CP)

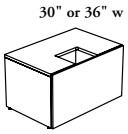

Workwall Module – Height-Adjustable Cantilever Run-Off (BHKHC)

workwall kneespace modules for height-adjustable worksurfaces

- Must always be installed and anchored to a building wall
- For more details on these Workwall Storage for Height-Adjustable Worksurfaces, refer to Workwall Storage section

Only worksurfaces illustrated below are compatible with Workwall Kneespace Module – Height-Adjustability:

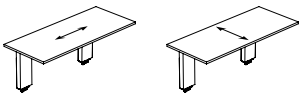

Height-Adjustable Rectangular Worksurfaces (BH_RL or BH_RC)

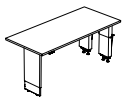

Height-Adjustable Peninsula (BH_RP)



Height-Adjustable Tapered Peninsula (BH_TP)

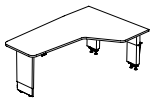

Height-Adjustable Extended Tapered Peninsula (BH_PE)

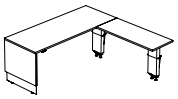

Height-Adjustable L-Shape Run-Off (BH_LB)

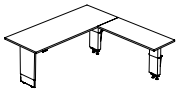

Height-Adjustable L-Shape Peninsula (BH_L)

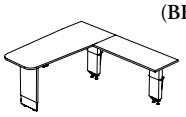

Height-Adjustable L-Shape Tapered Peninsula (BH_LT)

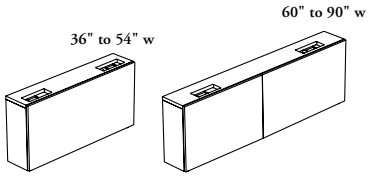

Workwall Kneespace Module – Height-Adjustability (BHKHW)

Full-Modesty Height-Adjustable Run-Off illustrated below is only compatible with Workwall Kneespace Module – Full-Modesty Height-Adjustable Run-Off:

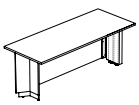

Full-Modesty Height-Adjustable Run-Off (BF_R)

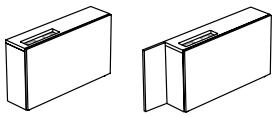

Workwall Kneespace Module – Full-Modesty Height-Adjustable Run-Off (BHKHM)

understanding mounting styles for height-adjustable worksurfaces (continued)

height-adjustable configurations

workwall kneespace modules for height-adjustable worksurfaces (continued)

Only worksurfaces illustrated below are compatible with Workwall Kneespace Module – Full-Modesty Height-Adjustable Extended or "L" Run-Off:

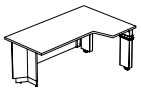

Full-Modesty Height-Adjustable Extended Run-Off (BF_E)

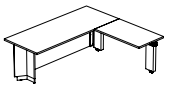

Full-Modesty Height-Adjustable L-Shape Run-Off (BF_L)

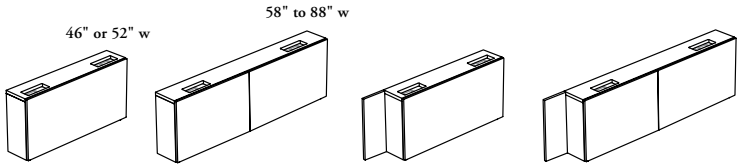

Workwall Kneespace Module – Full-Modesty Height-Adjustable Extended or "L" Run-Off (BHKHL)

Only worksurfaces illustrated below are compatible with Workwall Kneespace Module – Height-Adjustability and Fixed Worksurface:

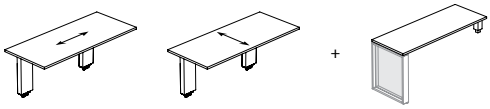

Height-Adjustable Rectangular Worksurfaces (BH_RL or BH_RC)

+

Fixed Run-Off – Mid-Height (BM_R)

For more details on this product, refer to page 101 and following pages

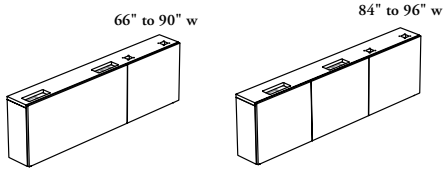

Workwall Kneespace Module – Height-Adjustability and Fixed Worksurface (BHKHF)

workwall credenzas for height-adjustable cantilever run-offs

- Must be installed against a building wall
- Only applicable with 28" or 34" deep Height-Adjustable Cantilever Run-Off can be specified
- Two worksurface positions are available with these Workwall Credenzas:
  – Left (L)
  – Right (R)
- For more details on Workwall Credenzas for Height-Adjustable Cantilever Run-Offs, refer to Workwall Storage section

These Height-Adjustable Cantilever Run-Off can only be installed into these workwall storage:

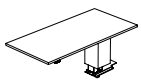

Height-Adjustable Cantilever Rectangular Run-Off (BH_CR)

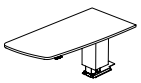

Height-Adjustable Cantilever Wing Shape Run-Off (BH_CP)

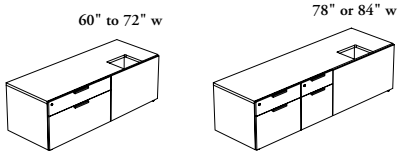

Workwall Credenza with Drawers – Height-Adjustable Cantilever Run-Off – Mid – 21" h (BSMCHC)

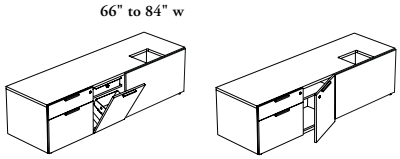

Workwall Credenza with Drawers and Cabinet – Height-Adjustable Cantilever Run-Off – Mid – 21" h (BSMHLC)

understanding mounting styles for height-adjustable worksurfaces (continued)

height-adjustable configurations

workwall bookcase & credenzas for height-adjustable worksurfaces

- When applicable, 29", 35" 46", 52" or 58" deep Height-Adjustable Worksurface can be specified
- Two worksurface positions are available with Workwall Credenzas only:
  – Left (L)
  – Right (R)
- For more details on Workwall Storage for Height-Adjustable Worksurfaces, refer to Workwall Storage section

Only worksurfaces illustrated below are comptatible with Workwall Bookcase or Credenzas:

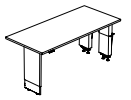

Height-Adjustable Peninsula (BH_RP)



Height-Adjustable Tapered Peninsula (BH_TP)

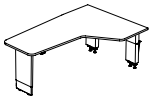

Height-Adjustable Extended Tapered Peninsula (BH_PE)*

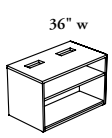

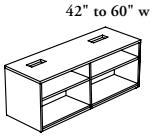

Workwall Bookcase – Height-Adjustable Worksurface – Mid – 21" h (BSMOBH)*

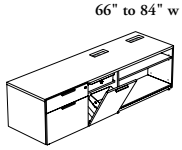

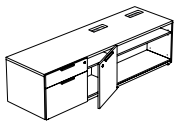

Workwall Credenza with Open and Combo – Height-Adjustable Peninsula – Mid – 21" h (BSMHCP)*

* Only these products are compatible with Height-Adjustable Extended Tapered Peninsula (BH_PE)

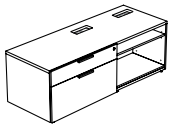

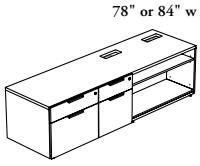

Workwall Credenza with Open and Drawers – Height-Adjustable Peninsula – Mid – 21" h (BSMHDP)

Only worksurfaces illustrated below are comptatible with Workwall Credenzas:

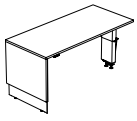

Height-Adjustable Run-Off (BH_RB)

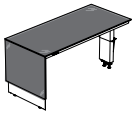

Height-Adjustable Run-Off with Glass Top (BHGRB)

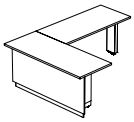

Full-Modesty Height-Adjustable Desk for U-Shape Workstation (BF_U)

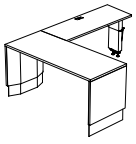

Height-Adjustable Desk for U-Shape Workstation (BH_UB)

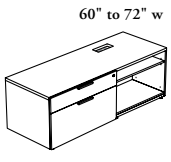

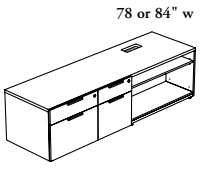

Workwall Credenza with Open and Drawers – Height-Adjustable Run-Off – Mid – 21" h (BSMHLR)

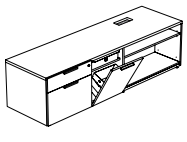

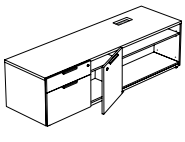

Workwall Credenza with Open and Combo – Height-Adjustable Run-Off – Mid – 21" h (BSMCHR)

understanding mounting styles for height-adjustable worksurfaces (continued)

height-adjustable configurations

high or low secondary desks for height-adjustable worksurfaces

- Can support Wall Panels (B_WCC, B_WCO, B_WAA, B_WOO, B_WMD, B_WMO or B_WMM) or Mounted Towers for High or Low Secondary Desk
- Must be installed against a wall

- Only worksurfaces illustrated below are comptatible with Secondary Desk – Height-Adjustable Run-Off or U-Shape:
- 23", 29" or 35" deep Height-Adjustable Worksurfaces can be specified

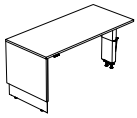

Height-Adjustable Run-Off (BH_RB)

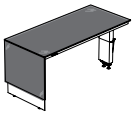

Height-Adjustable Run-Off with Glass Top (BHGRB)

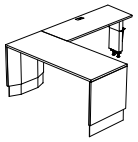

Height-Adjustable Desk for U-Shape Workstation (BH_UB)

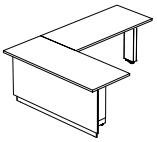

Full-Modesty Height-Adjustable Desk for U-Shape Workstation (BF_U) (High Secondary Desk only)

High (H) **Low (L)**

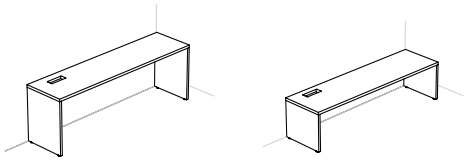

Secondary Desk – Height-Adjustable Run-Off or U-Shape (BH_SR)

- Only worksurfaces illustrated below are comptatible with Secondary Desk – Height-Adjustable Peninsula:
- 35", 46", 52" or 58" deep Height-Adjustable Worksurfaces can be specified

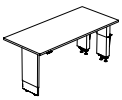

Height-Adjustable Peninsula (BH_RP)



Height-Adjustable Tapered Peninsula (BH_TP)

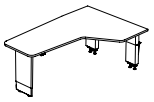

Height-Adjustable Extended Tapered Peninsula (BH_PE)

High (H) **Low (L)**

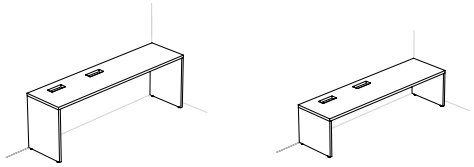

Secondary Desk – Height-Adjustable Peninsula (BH_SB)

- Only worksurfaces illustrated below are comptatible with Secondary Desk – Height-Adjustable L-Shape Worksurface:

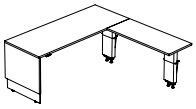

Height-Adjustable L-Shape Run-Off (BH_LB)

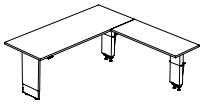

Height-Adjustable L-Shape Peninsula (BH_L)

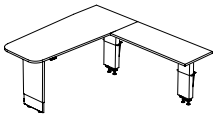

Height-Adjustable L-Shape Tapered Peninsula (BH_LT)

High (H) **Low (L)**

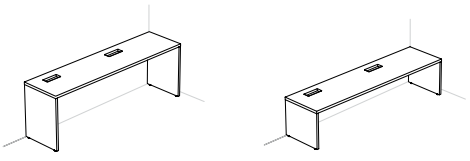

Secondary Desk – Height-Adjustable L-Shape Worksurface (BH_SL)

height-adjustable desk & worksurface components

height-adjustable configurations

1. Worksurfaces are available with or without cut-outs for Rectangular and/or Duo Square Grommets
2. **Height-Adjustable Bevel Bases** are included with all Height-Adjustable L-Shape Desks. The base is composed of two metal skins that hide Height-Adjustable Mechanism
3. **Height-Adjustable Bevel Post Leg** is included with Height-Adjustable L-Shape Peninsula Desk only. The leg is composed of two metal skins that hide Height-Adjustable Mechanism. Clear leg space and give access all around the worksurface for collaboration
4. **Levelers** are included with base, post and height-adjustable mechanism and have an adjustment range of 3"
5. **Switch** can be placed on-site left or right under the primary or return worksurface
6. **Electric Control Box**
   - Is concealed in the Power Tray of the return
   - Plugs directly on the building wall outlet
7. **Reinforcing Channels**
   - Provide easy installation and routes wires below the worksurface
8. **Cable Tray**
9. Optional **Powerbar Integrated with IEC**
   - 180" power cord length

height-adjustable L-shape desk or corner desk – bevel bases

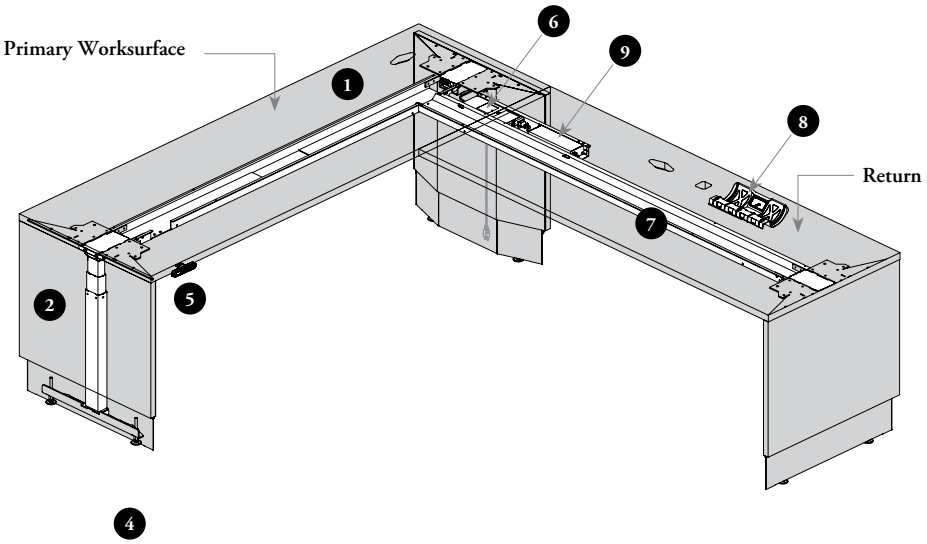

Weight Capacity

Height-Adjustable Rectangular Worksurfaces (BH_RL or BH_RC): 150 lbs

Height-Adjustable Desk (BH_FB) and Run-Off (BH_RB or BHGRB): 200 lbs

Height-Adjustable Peninsulas (BH_RP, BH_TP, or BH_PE), L-Shape Worksurfaces (BH_LB, BH_L or BH_LT), Desk (BH_UB) and L-Shape Desks (BH_LD, BH_LC or BH_LB): 300 lbs

Energy Consumption

- Maximum Power draw is 300 Watts (Height-Adjustable Rectangular Worksurface and Height-Adjustable Run-Off)
- Maximum Power draw is 450 Watts (Height-Adjustable Peninsulas and L-Shape Worksurfaces)
- 0.1 Watt resting Power draw

height-adjustable L-shape peninsula desk – bevel post leg

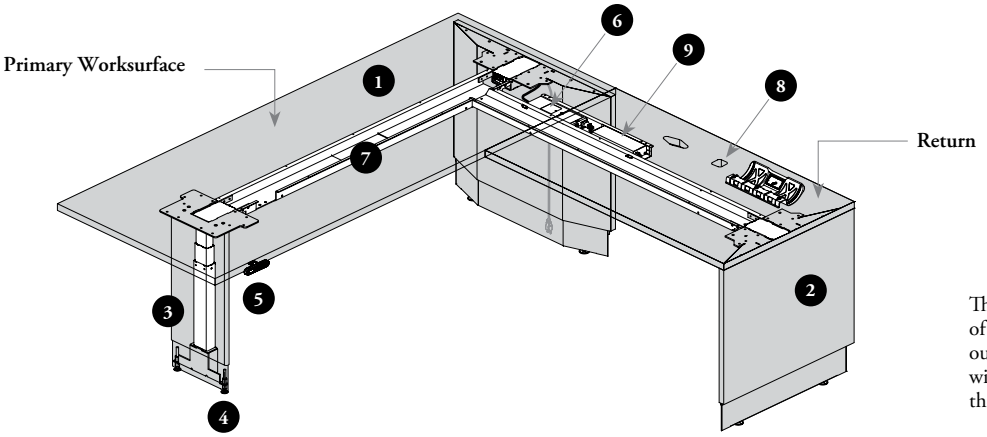

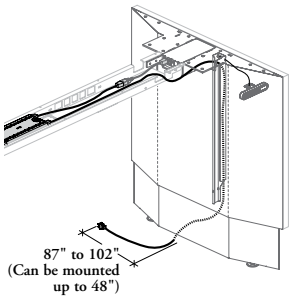

The Power Cord can be routed into either one of the bevel bases according to the building wall outlet positioning. The remaining wire lenght will vary according to the desk specification and the exit point of the wire

height-adjustable desk & worksurface components (continued)

height-adjustable configurations

1. Worksurface
2. **Height-Adjustable Bevel Bases** are included with a Height-Adjustable Desk and Run-Off. The leg is composed of two metal skins that hide Height-Adjustable Mechanism
3. **Levelers** are included with base and height-adjustable mechanism and have an adjustment range of 3"
4. **Switch** can be placed on-site left or right
5. **Electric Control Box**
   - Is concealed in the center Power Tray
   - Plugs directly on the building wall outlet
6. **Reinforcing Channel, Power Bar Bracket and Wire Clips**
   - Manage wires below the worksurface
   - A Plug-In Power-Bar – No Mounting Hardware (BLPPN) can be specified separately and can be installed in the supplied Power Bar Bracket
7. **Height-Adjustable Mechanism with Cover** is included with Height-Adjustable Worksurfaces. The cover also allows electricity management
8. **Height-Adjustable Foot with Levelers** comes with worksurfaces and allows to fix the Height-Adjustable Mechanism to the Secondary Desk or Workwall Storage
9. **Reinforcing Bars**
   - Provide easy installation and routes wires below the worksurface
10. **Cable Organizer**
11. Optional **Powerbar Integrated with IEC**
    - 180" power cord length

height-adjustable desk (freestanding desk)

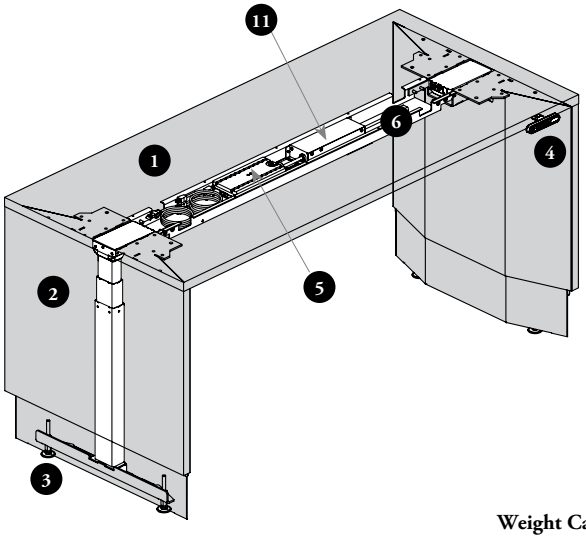

height-adjustable worksurface on secondary desk

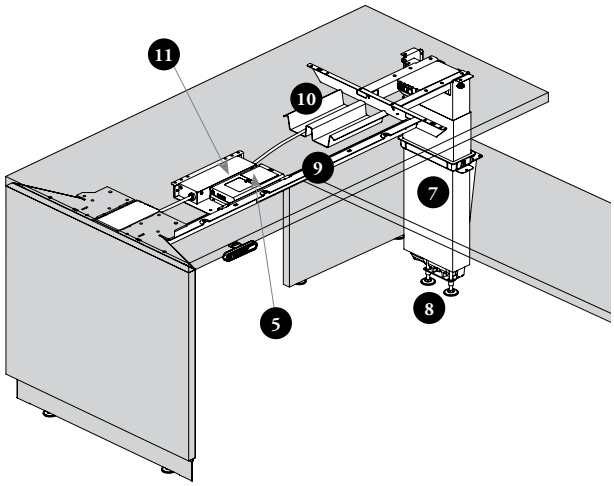

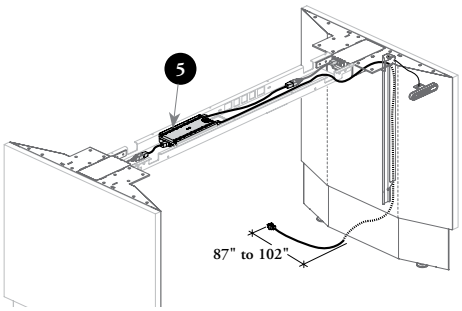

Weight Capacity

- Solid Top with Mechanism:
  - – Run-Off: 200 lbs*
  - – Freestanding Desk: 200 lbs*
  - – Peninsula, Tapered Peninsula, Extended Tapered Peninsula, L-Shape Worksurfaces and Desks for U-shape Workstation: 300 lbs*
- Run-Off with Glass Top with Mechanism: 200 lbs*

* **Note:** Load must **not** exceed 100 lbs on a single motor. All additions on Height-Adjustable Worksurfaces must be considered (ie: Computer, Keyboard Support, Display, Monitor Arm, Privacy Screen, Modesty Panel, Casual Drawer and other accessories...)

Energy Consumption

- Maximum Power draw is 300 Watts (Height-Adjustable Desk and Height-Adjustable Run-Off)
- Maximum Power draw is 450 Watts (Height-Adjustable Peninsulas and L-Shape Worksurfaces)
- 0.1 Watt resting Power draw

height-adjustable desk & worksurface components (continued)

height-adjustable configurations

1. Worksurface
2. **Height-Adjustable Bevel Post Leg** is included with all Height-Adjustable Peninsula styles. The leg is composed of two metal skins that hide Height-Adjustable Mechanism. Clear leg space and give access all around the worksurface for collaboration
3. **Levelers** are included with base and height-adjustable mechanism and have an adjustment range of 3"
4. **Switch** can be placed on-site left or right
5. **Electric Control Box**
   - Is concealed in the center Power Tray
   - Plugs directly on the building wall outlet
6. The **Height-Adjustable Mechanism** uses a Collision Detection feature. In spite of this feature being in place, there may still be a risk of pinching. Close supervision is necessary when this furniture is used by individual with limited physical, sensory or mental abilities, or with a lack of experience
7. **Reinforcing Bars**
   - Provide easy installation and routes wires below the worksurface
8. **Cable Organizer**
9. Optional **Powerbar Integrated with IEC**
   - 180" power cord length
10. **Height-Adjustable Mechanism with Cover** is included with Height-Adjustable Worksurfaces. The cover also allows electricity management
11. **Vertical Wire Carrier**
    - Manage wires inside the Workwall Storage

height-adjustable worksurface on workwall kneespace module

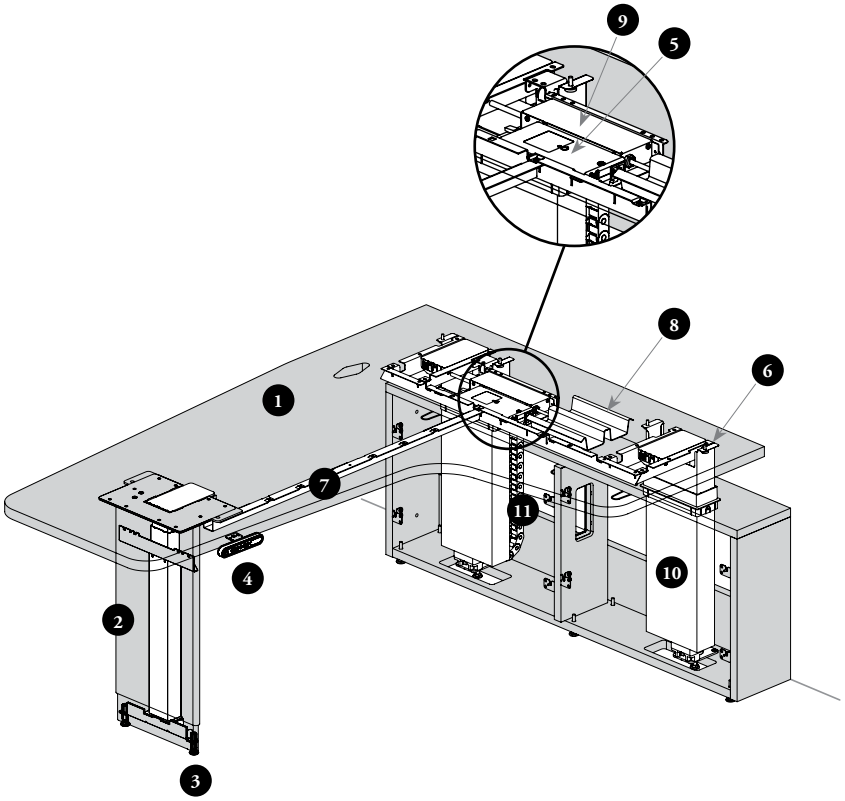

Weight Capacity

Height-Adjustable Rectangular Worksurfaces (BH_RL or BH_RC): 150 lbs

Height-Adjustable Desk (BH_FB) and Run-Off (BH_RB or BHGRB): 200 lbs

Height-Adjustable Peninsulas (BH_RP, BH_TP, or BH_PE), L-Shape Worksurfaces (BH_LB, BH_L or BH_LT), Desk (BH_UB) and L-Shape Desks (BH_LD, BH_LC or BH_LB): 300 lbs

Energy Consumption

- Maximum Power draw is 300 Watts (Height-Adjustable Rectangular Worksurface and Height-Adjustable Run-Off)
- Maximum Power draw is 450 Watts (Height-Adjustable Peninsulas and L-Shape Worksurfaces)
- 0.1 Watt resting Power draw

height-adjustable desk & worksurface components (continued)

height-adjustable configurations

1. Worksurfaces are available with or without Diamond and/or Square cut-outs for accessories
2. **Height-Adjustable Offset Bases** are included with all Full-Modesty Height-Adjustable Desk/Worksurfaces The base is composed of two metal skins that hide Height-Adjustable Mechanism
3. **Levelers** are included with base and height-adjustable mechanism and have an adjustment range of 3"
4. **Height-Adjustable Mechanism with Cover** is included with height-adjustable worksurfaces
5. **Height-Adjustable Foot with levelers** comes with worksurfaces and allows to fix the Height-Adjustable Mechanism to the Workwall Kneespace Module – Full-Modesty
6. **Full Height Modesty Panels**
7. **Modesty to Module Support and Slider**
8. **Switch** can be placed on-site left or right under the worksurface
9. **Electric Control Box**
   - Is concealed in the center Power Tray
   - Plugs directly on the building wall outlet
10. **Reinforcing Channels**
    - Provide easy installation and routes wires below the worksurface
    - Support and fix the Modesty Panel
    - Fix the Power Tray and Cable Trays
11. **Cable Trays**
12. **Vertical Wire Carrier** manages wire to the floor or inside the Workwall Kneespace Module
13. Optional **Powerbar Integrated with IEC**
    - 180" power cord length

full-modesty height-adjustable desk – offset bases

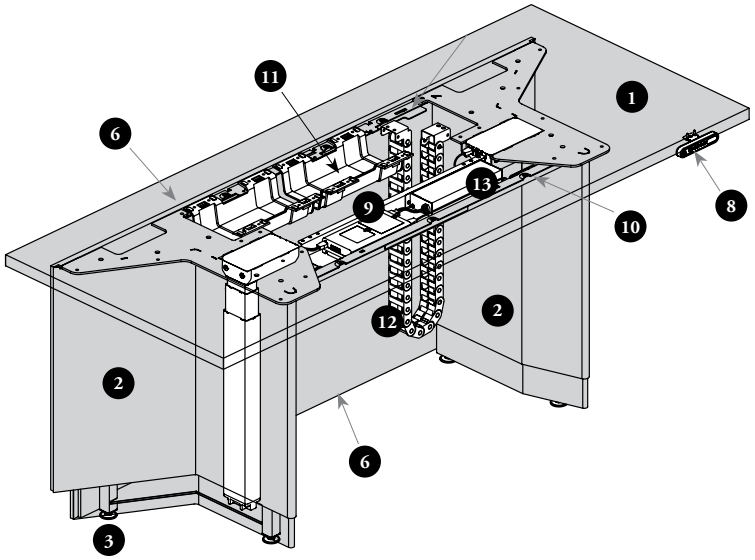

Weight Capacity
Full-Modesty Height-Adjustable Desk (BF_F): 200 lbs

Energy Consumption
- Maximum Power draw is 300 Watts
- 0.1 Watt resting Power draw

height-adjustable desk & worksurface components (continued)

height-adjustable configurations

full-modesty height-adjustable run-off – offset base

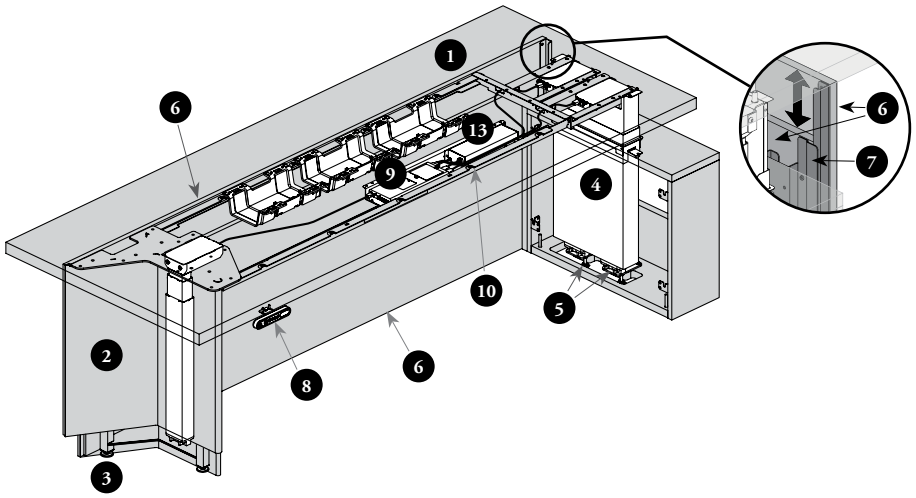

Weight Capacity

Full-Modesty Height-Adjustable Run-Off (BF_R): 200 lbs

Energy Consumption

- Maximum Power draw is 300 Watts
- 0.1 Watt resting Power draw

full-modesty height-adjustable extended run-off – offset base

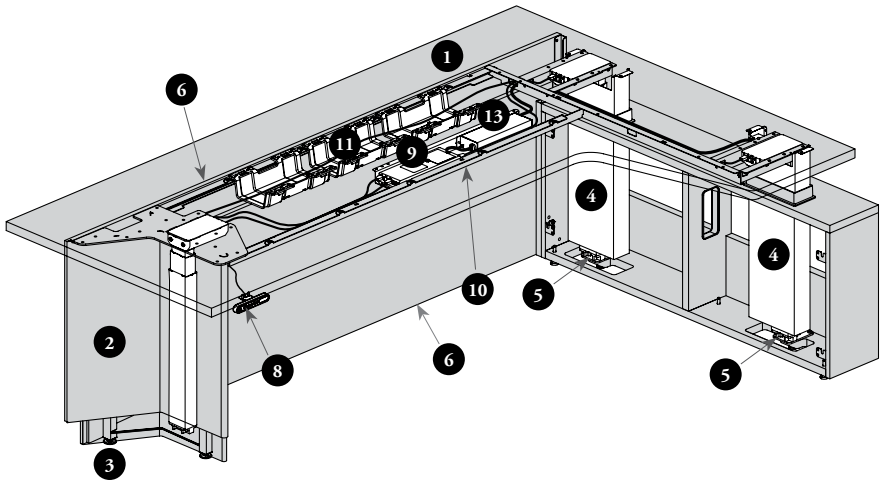

Weight Capacity

Full-Modesty Height-Adjustable Extended Run-Off (BF_E): 300 lbs

Full-Modesty Height-Adjustable L-Shape Run-Off (BF_L): 300 lbs

full-modesty height-adjustable L-shape run-off – offset base

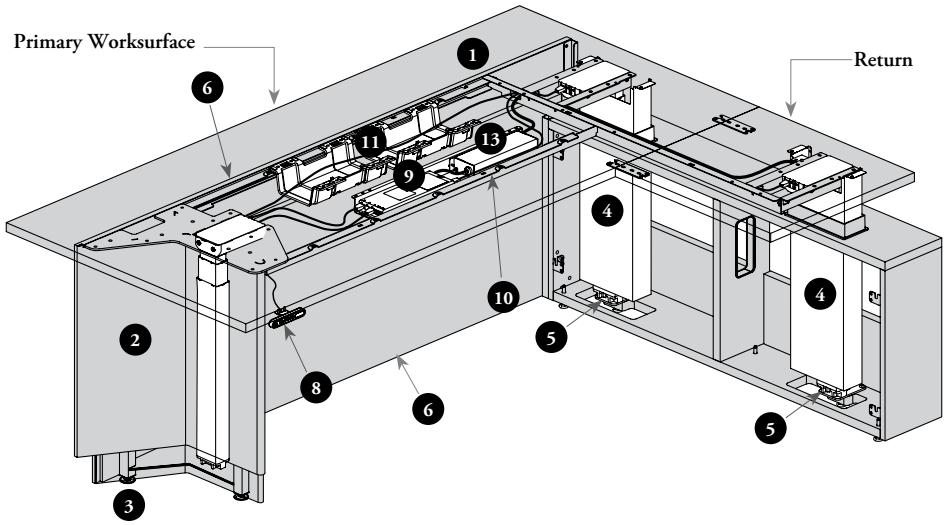

Energy Consumption

- Maximum Power draw is 450 Watts (Height-Adjustable Extended and L-Shape Worksurfaces)
- 0.1 Watt resting Power draw

height-adjustable desk & worksurface components (continued)

height-adjustable configurations

1. Worksurfaces are available with or without Diamond and/or Square cut-outs for accessories
2. **Height-Adjustable Offset Bases** are included with all Full-Modesty Height-Adjustable Desk/Worksurfaces The base is composed of two metal skins that hide Height-Adjustable Mechanism
3. **Levelers** are included with base and height-adjustable mechanism and have an adjustment range of 3"
4. **Height-Adjustable Mechanism with Cover** is included with height-adjustable worksurfaces. The cover also allows electricity management
5. **Height-Adjustable Foot with levelers** comes with worksurfaces and allows to fix the Height-Adjustable Mechanism to the Workwall Kneespace Module – Full-Modesty
6. **Full Height Modesty Panels**
7. **Switch** can be placed on-site left or right under the worksurface
8. **Electric Control Box**
   - Is concealed in the center Power Tray
   - Plugs directly on the building wall outlet
9. **Reinforcing Channels**
   - Provide easy installation and routes wires below the worksurface
   - Support and fix the Modesty Panel
   - Fix the Power Tray and Cable Trays
10. **Cable Trays**

    Vertical Wire Carrier manages wire to the floor or inside the Workwall Kneespace Module
11. Optional **Powerbar Integrated with IEC**
    - 180" power cord length

full-modesty height-adjustable desk for U-shape workstation – offset bases

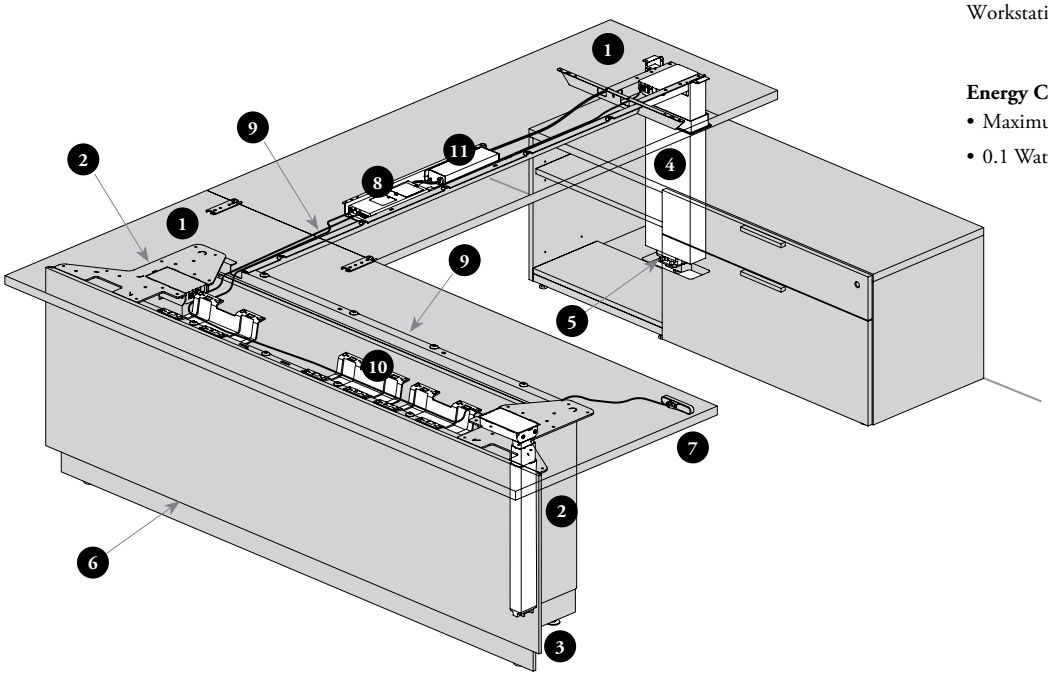

Weight Capacity

Full-Modesty Height-Adjustable U-Shape Workstation (BF_U): 300 lbs

Energy Consumption

- Maximum Power draw is 450 Watts
- 0.1 Watt resting Power draw

height-adjustable desk & worksurface components (continued)

height-adjustable configurations

height-adjustable cantilever run-off

1. **Worksurfaces** – rectangular or wing shape
2. **Height-Adjustable Cantilever Frame structure** With integrated cable pass through cutout
3. **Counterweights**
4. **Height-Adjustable cantilever desk mechanism assembly** (height adjustable column mechanism and support structure for floor anchor)
5. **Height-Adjustable Mechanism Cover**
6. Leveling **shim** kit
7. **Switch** can be placed on-site under the worksurface
8. **Electric Control Box**
   - Concealed in the center Power Tray
9. Optional **Powerbar Integrated with IEC**
   - 180" power cord length
10. **Vertical Wire Carrier** manages wire inside the Workwall Module or Workwall Credenza
11. **Under frame cover:** Encloses the underside of the frame for improved aesthetics. An opening section provides access to the electrical components
12. **Cable management clip** allows easy routing of wires below the worksurface and placed inside Under Frame Cover

Weight Capacity

Height-Adjustable Cantilever
Run-Off (BH_CR or BH_CP): 100 lbs

Energy Consumption

- Maximum Power draw is 300 Watts
- 0.1 Watt resting Power draw

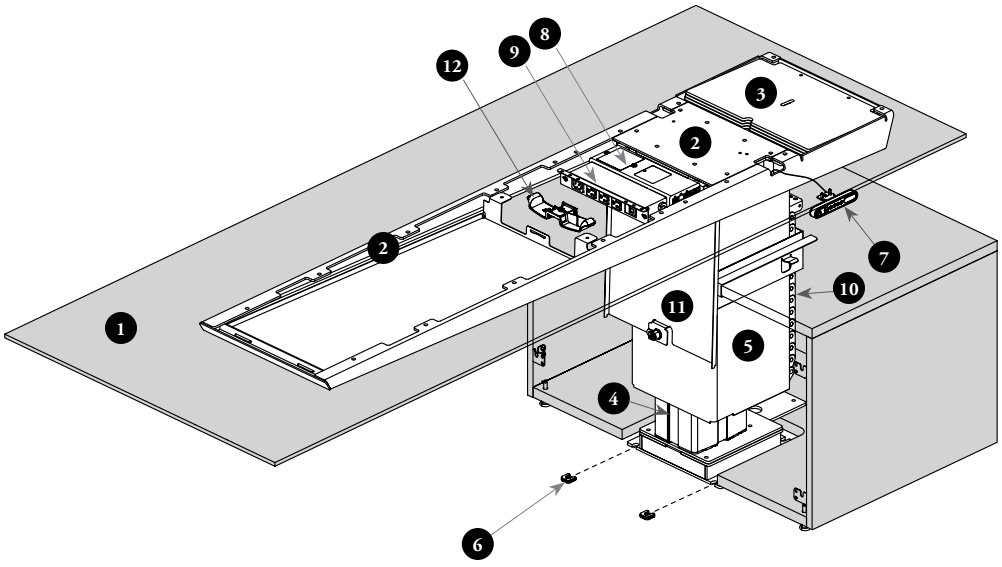

switches

height-adjustable configurations

Switch for Height-Adjustable Mechanism

- These switches are available with all height-adjustable worksurface styles
- Supports sit-to-stand height-adjustment
- Can be placed on-site, left or right
- **Cannot** be located over a High Secondary Desk because of the minimun clearance required
- Three underworksurface switches can be specified:

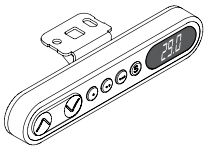

Display with Up/Down Memory (D)

- Basic up/down function
- Display
- Three programmable memory settings
- Error code read-out

Finish:
Ebony Coordinate

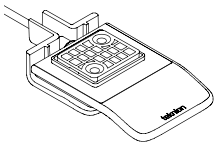

Toggle Up/Down (F, G or H)

- Basic up/down function
- Soft touch material
- Contoured shape for ease of use

Finishes:
Platinum (F), Crisp Grey (G) or Anthracite (H)

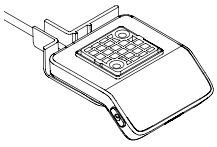

Display Toggle with Memory (M, N or O)

- Large display
- Four programmable memory settings
- GPS: Teknion's Sit/Stand Guidens and Reminders Aid
- Soft touch material
- Can be reprogrammed using Teknion Switch Configuration software
- Error code read-out with QR code

Finishes:
Platinum (M), Crisp Grey (N) or Anthracite (O)

NOTE
Display switches include the ability to change units from metric/imperial and the display height to reflect the actual height once installed.

Switch Positions Underworksurface

Switch Style	Laminate Edge	Glass Edge	Knife Edge
Display with Up/Down Memory (D)	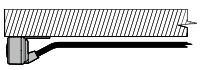	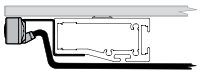	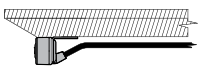
Toggle Up/Down (F, G or H)	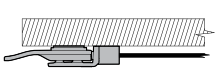	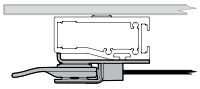	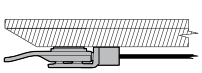
Display Toggle with Memory (M, N or O)	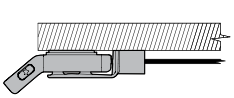	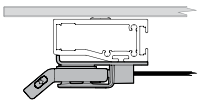	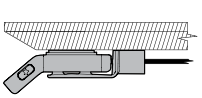

height-adjustment ranges

height-adjustable configurations

The following should be considered when planning with all height-adjustable worksurface styles.

- Height-Adjustable solutions with Bevel Base, Bevel Post Leg and Panel Bases use Piezo collision detection technology, a hardware-based sensor that is integrated in the height-adjustable lifting column. Travel speed of 1 inch per second complies with safety standards. Refer to Complements Price and Product Guide for more details
- Can be easily adjusted to fit the individual and support multiple work styles
- Enable working in both seated and standing postures, supporting neutral postures, movement and comfort references throughout the work day
- Available for 1 3/16" (M) or 1 9/16" (X) Worksurface Thickness

Extended Range Application (E)

workwall storage

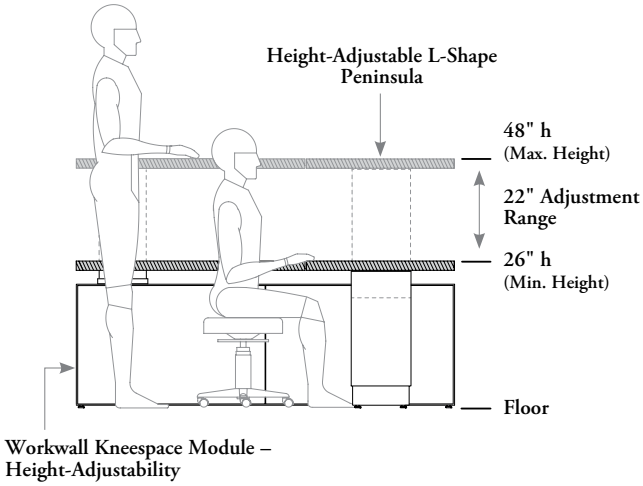

low secondary desk

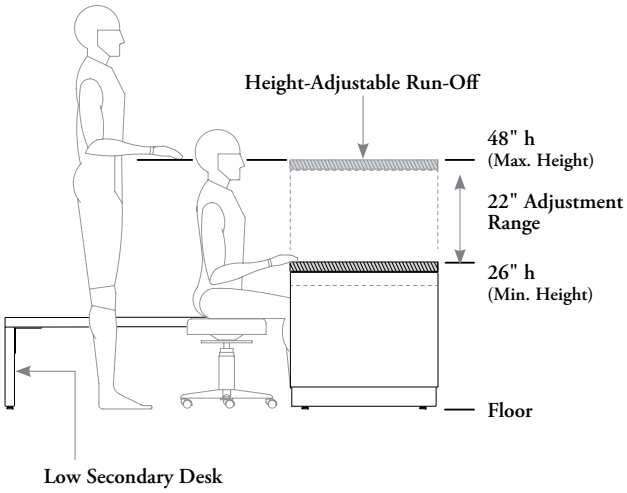

high secondary desk

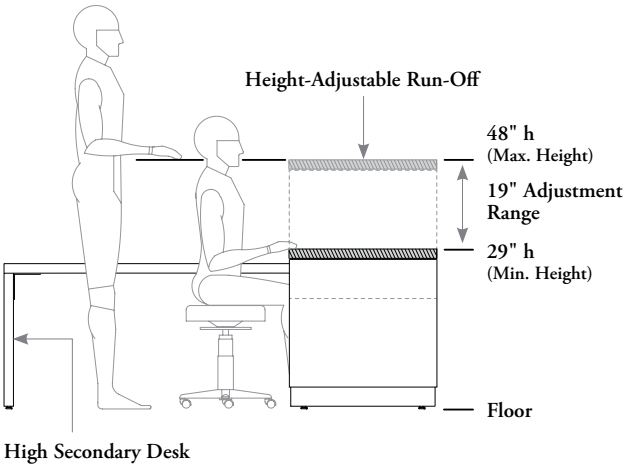

height-adjustment ranges (continued)

height-adjustable configurations

Expansion Casegoods offers a variety of Worksurfaces that can be used with Workwall Storage for Height-Adjustability.

- Worksurface thickness **do not** affect clearance gap
- Depending the worksurface styles, one or two Height-Adjustable Mechanisms will be mounted on a Workwall Storage for Height-Adjustability
- If applicable, the solid tops are available in thicknesses: 1 3/16" (M), 1 3/16" Knife Edge (V) or 1 9/16" (X)

example with workwall module – height-adjustable cantilever run-off

Height-Adjustable Cantilever Run-Off Worksurfaces use a collision detection technology, a hardware-based sensor that is connected intro the control box of the desk. Travel speed of 1 inch per second complies with safety standards

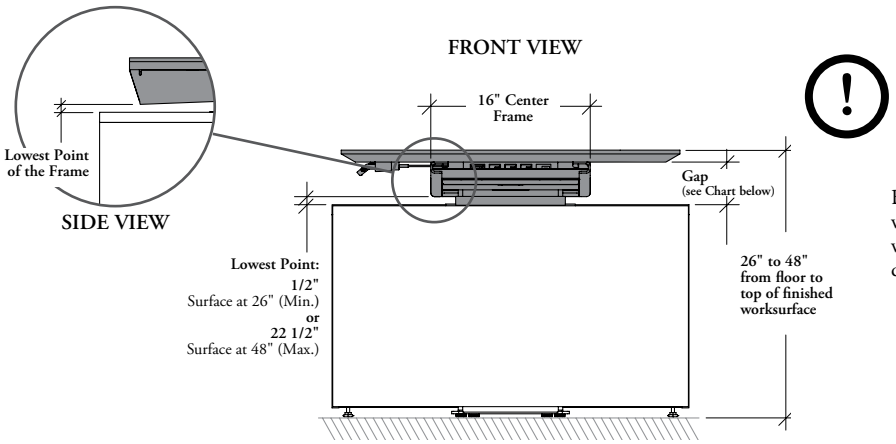

Because of the frame beneath the worksurface, the gap will vary depending on the position along the desk's width. This variation only impacts the center 16" of the desk

Gap between Workwall Storage for Height-Adjustability underneath height-adjustable worksurface

Surface at 26" (Min.)	Surface at 48" (Max.)
3.81"	25.81"

example with workwall kneespace module – height-adjustability

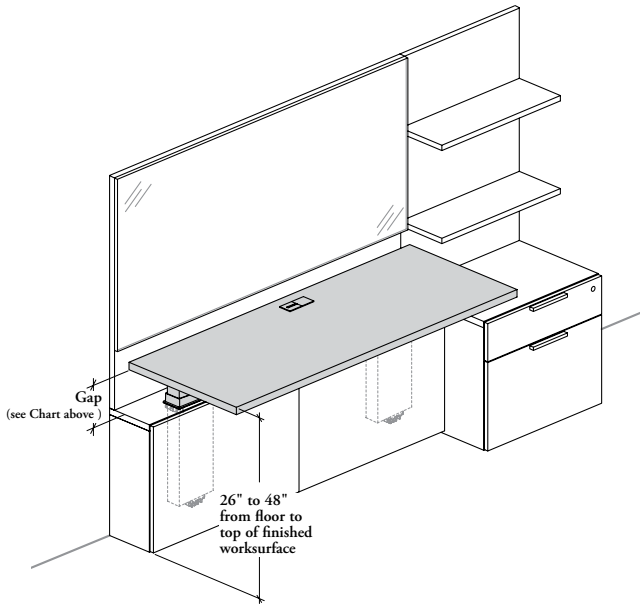

example with workwall credenza – height-adjustability

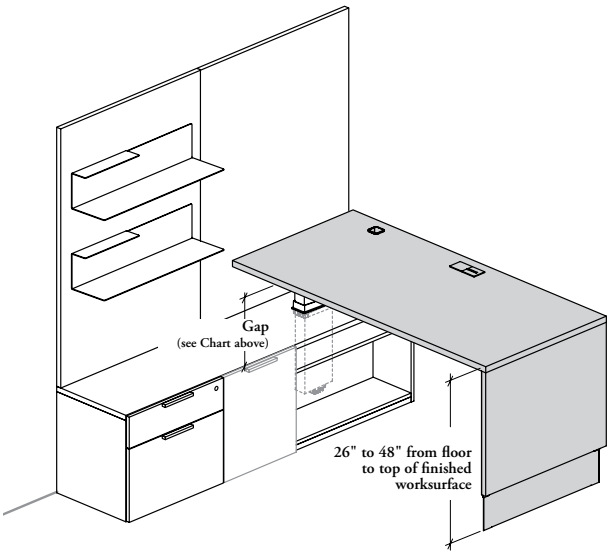

height-adjustment ranges (continued)

height-adjustable configurations

example with height-adjustable run-off & low secondary desk

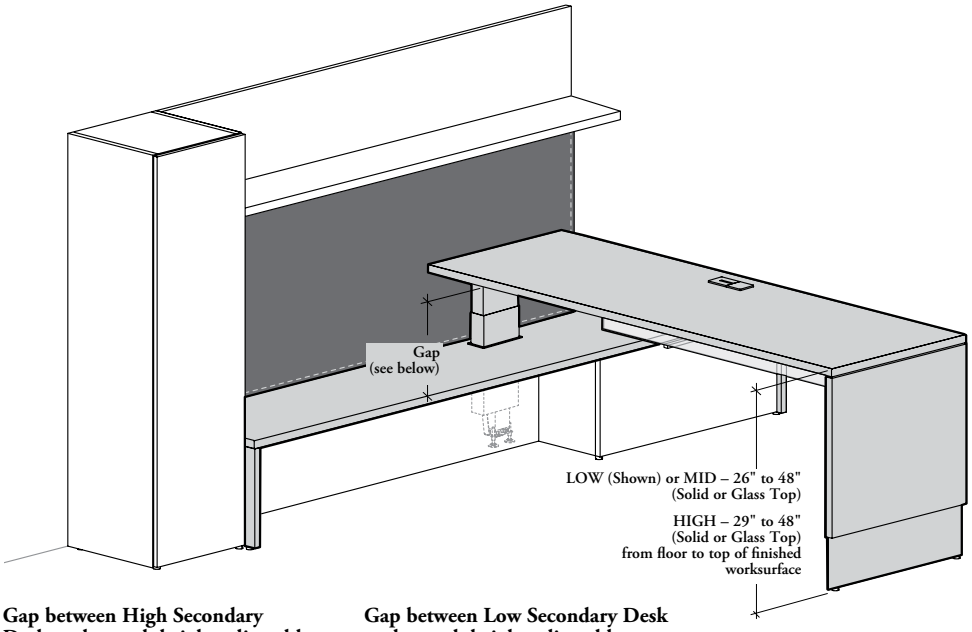

Gap between High Secondary Desk underneath height-adjustable worksurface

Solid Top	Glass Top
1" Min.	1/16" Min.

Gap between Low Secondary Desk underneath height-adjustable worksurface

Solid Top	Glass Top
7 3/8" Min.	6 1/2" Min.

example with height-adjustable desk for U-shape workstation & high secondary desk

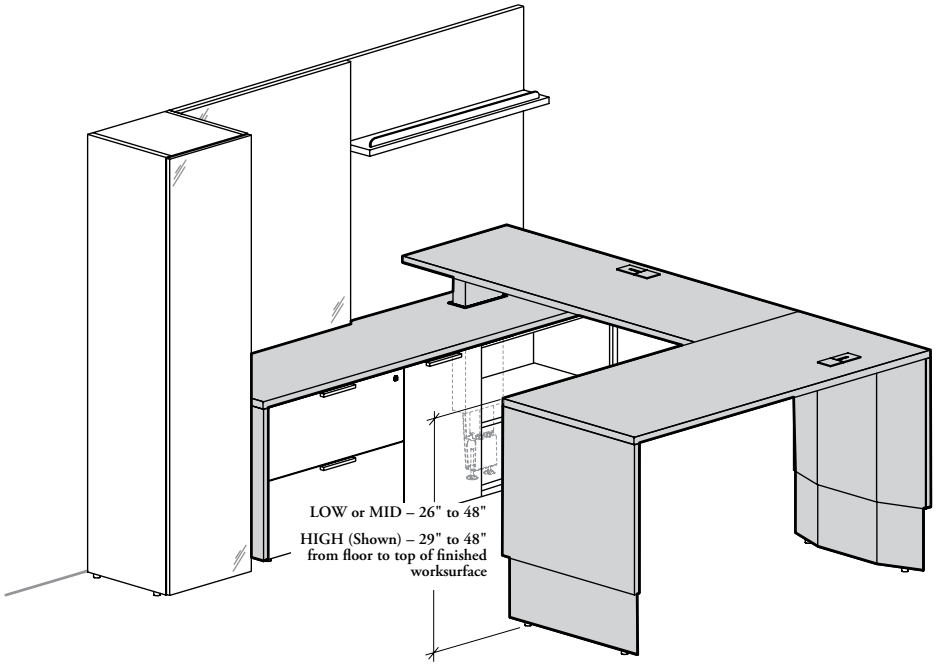

clearances with overhead cabinets or shelves

height-adjustable configurations

Height-Adjustable Worksurfaces requires special dimensional considerations. The following outlines the planning recommendations and restrictions.

- These cleanrances are the same with all height-adjustable worksurface styles
- Teknion **does not** recommend the use of any overhead cabinet or shelves above the Height-Adjustable Worksurfaces. Damages or personal injuries may occur if accessories are positioned beneath the cabinet
- The clearance between the bottom of the overhead cabinet and the top of the worksurface at its highest position is provided below for guidance only

Standard Overhead Cabinet and Shelves Application

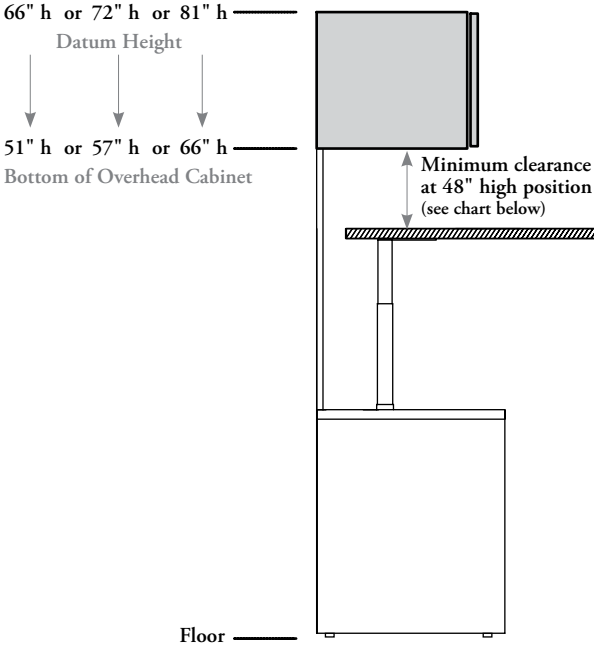

Double Overhead Cabinet or 2 Shelves Application

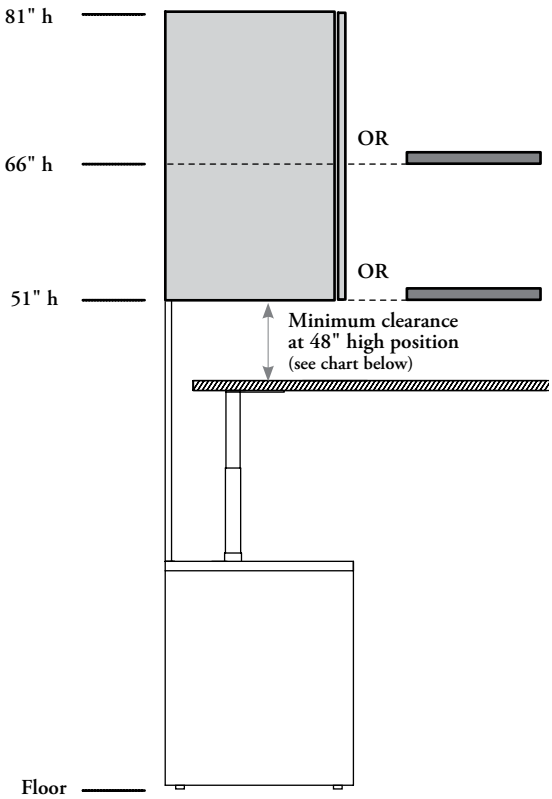

Clearance between the top of the height-adjustable worksurface and underside of the standard overhead cabinet

Worksurface Style / Height Application	Height-Adjustable Worksurface	
	1 3/16" (M or V – 48")	1 9/16" (X – 48")
66" (51" h Bottom Overhead)	2"	1 5/8"
72" (57" h Bottom Overhead)	8 1/4"	7 7/8"
81" (66" h Bottom Overhead)	17 3/8"	17"

NOTE: Substract 7/8" if used with Support for Linear LED Light – Overhead (BLEDS)

When using 81" Datum Height, a Double (30" high) Overhead Cabinet or middle shelf can be specified over a height-adjustable worksurface. The clearance will then be equal to the one under a Standard (15" high) at 66" Datum Height

powerbar applications

height-adjustable configurations

- The following options are available for integrated power below the worksurface. Each can be specified as an option with certain Height-Adjustable Worksurfaces
- Three powerbar styles are available:
  - Integrated Powerbar (I)
  - Integrated Powerbar with IEC Outlet (P)
  - None (N)
- Powerbars **cannot** be daisy chained

long power tray

This Long Power Tray style is only included with Height-Adjustable L-Shape Desks (BH_LD, BH_LC or BH_B) and Full-Modesty Worksurfaces (BF_F, BF_R, BF_E, BF_L or BF_U)

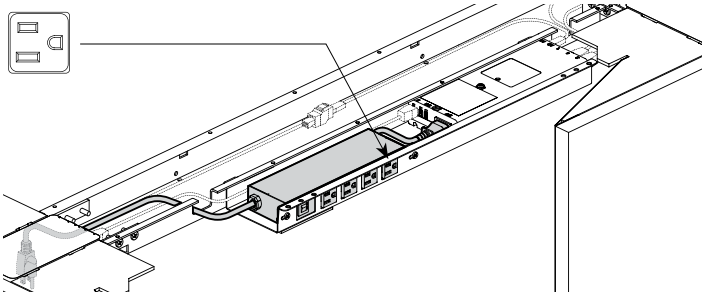

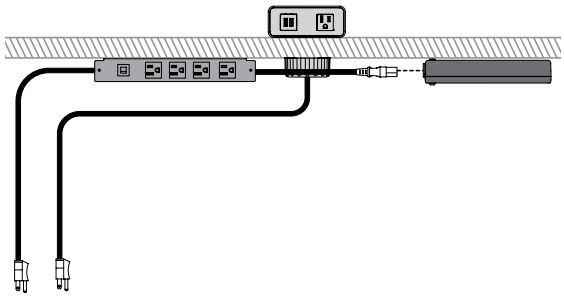

Integrated Powerbar (I)

- Mounted inside the Power Tray
- Four outlets and one internal cord that continues power through to the Control Box
- Available in all worksurface widths

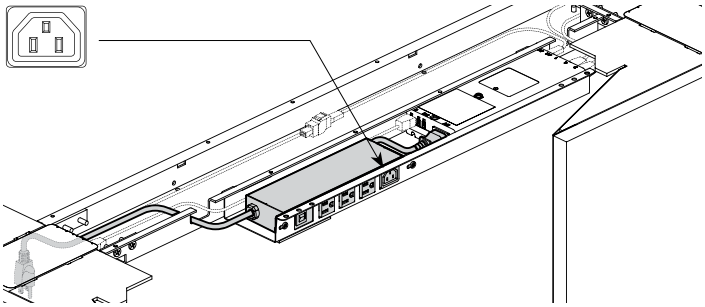

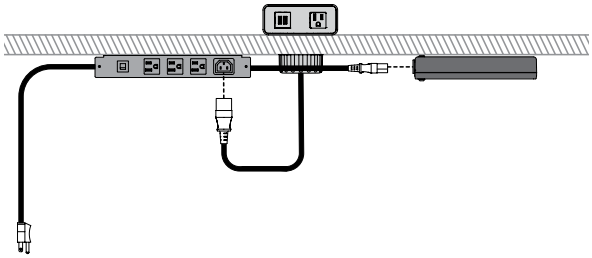

Integrated Powerbar with IEC Outlet (P)

- Mounts inside the Power Tray
- Three outlets, one IEC outlet and one internal cord that continues power through to the Control Box
- IEC Outlet allows installation of the Power Qube with IEC Connector option (C) that reduces the cable management underneath a worksurface and also removes the cable management outside the table
- Available in all worksurface widths

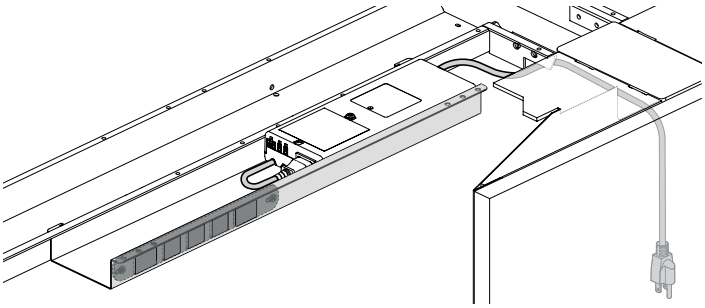

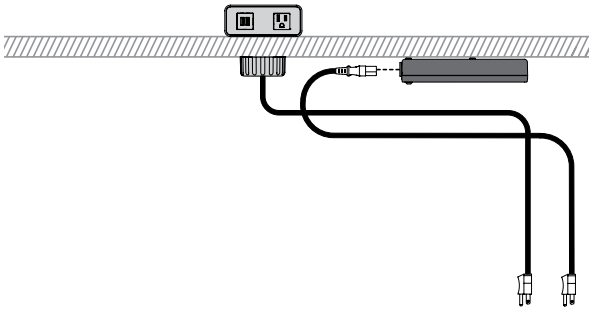

None (N)

When None Powerbar (N) is specified, a cover will be in place

powerbar applications (continued)

height-adjustable configurations

short power tray

This Short Power Tray style is included with:

– Height-Adjustable Rectangular Worksurfaces (BH_RL and BH_RC)
– Height-Adjustable Run-Off with solid top (BH_RB), Peninsula (BH_RP), Tapered Peninsula (BH_TP) and Extended Tapered Peninsula (BH_PP)
– Height-Adjustable L-Shape Run-Off (BH_LB), L-Shape Peninsula (BH_L) and L-Shape Tapered Peninsula (BH_LT)
– Height-Adjustable Desk for U-Shape Workstation (BH_UB)
– Height-Adjustable Cantilever Rectanguar (BH_CR) and Wing Shape (BH_CP) Run-Offs

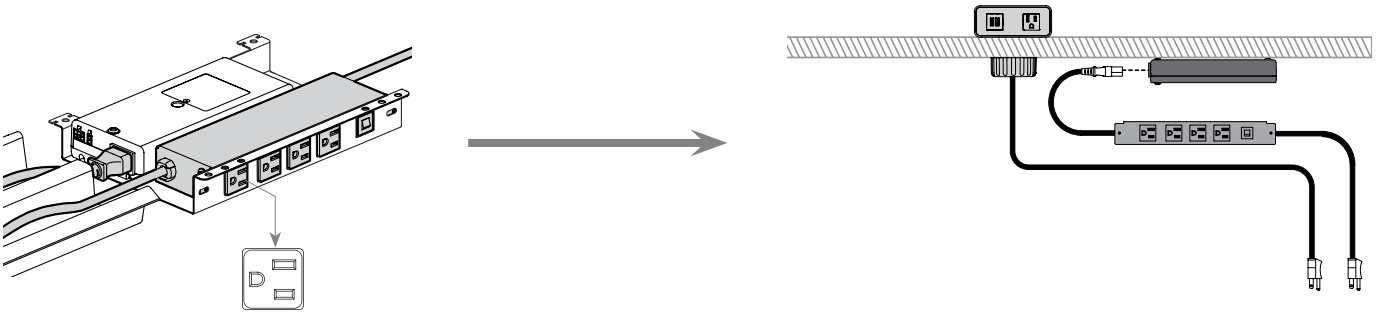

Integrated Powerbar (I)

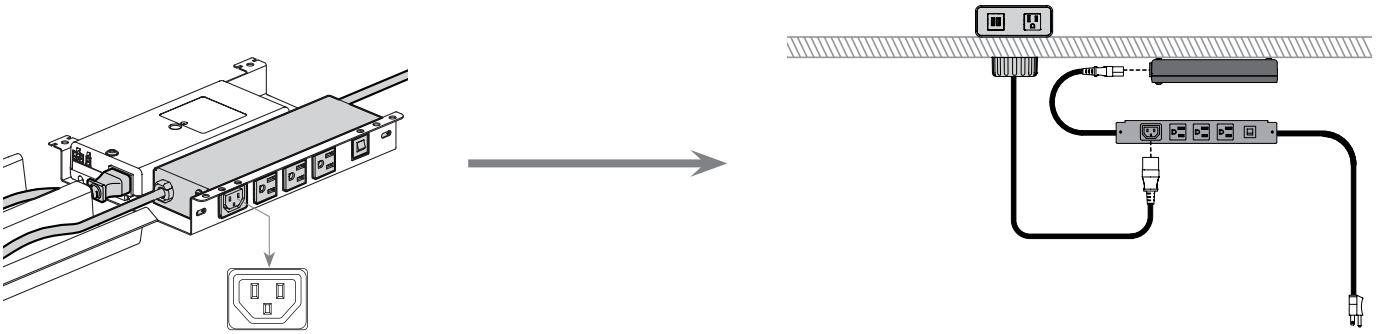

Integrated Powerbar with IEC Outlet (P)

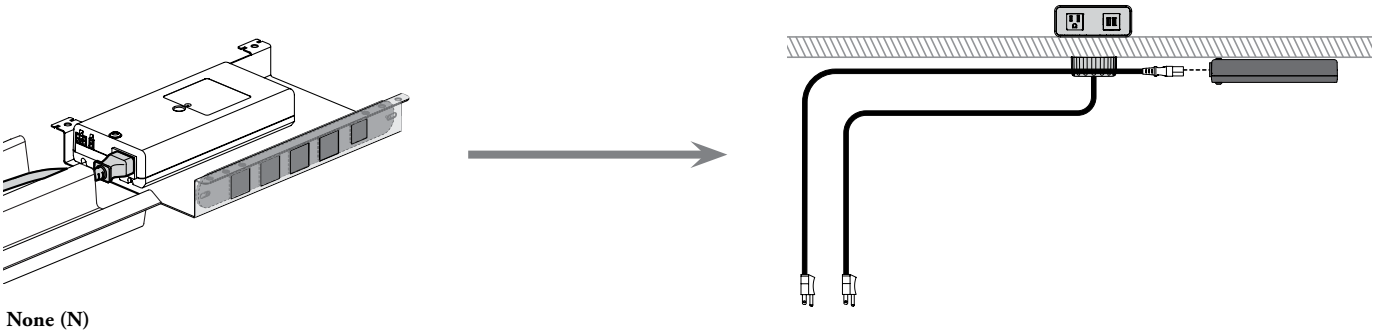

None (N)

height-adjustable desk basics

height-adjustable configurations

- Grain direction is available along the width only
- Available in thicknesses (1 3/16" (M) or 1 9/16" (X))

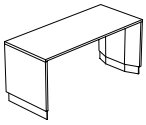

Height-Adjustable Desk – Bevel Bases (BH_FB)

- This desk is freestanding and comes with two height-adjustable Bevel Bases and Solid End Panels
- Three Powerbar styles:
  - Integrated Powerbar (I)
  - Integrated Powerbar with IEC Outlet (P)
  - None (N)
- Comes with a switch to control height-adjustable worksurface. Three styles are available:
  - Display with Up/Down Memory (D)
  - Toggle Up/Down (F, G, or H)
  - Display Toggle with Memory (M, N or O)
- A 28" high freestanding storage **cannot** be installed under this product
- **Cannot** support any storage or Wall Panel
- An optional Suspended Modesty Panel can be specified separately. For application of a modesty panel, refer to page 205
- An optional Worksurface Edge Screen (BASWL or BASWG) or a Desk Screen (BASFF or BASFG) can be specified separately with restrictions. For applications of these accessories, refer to the Desk Accessories section

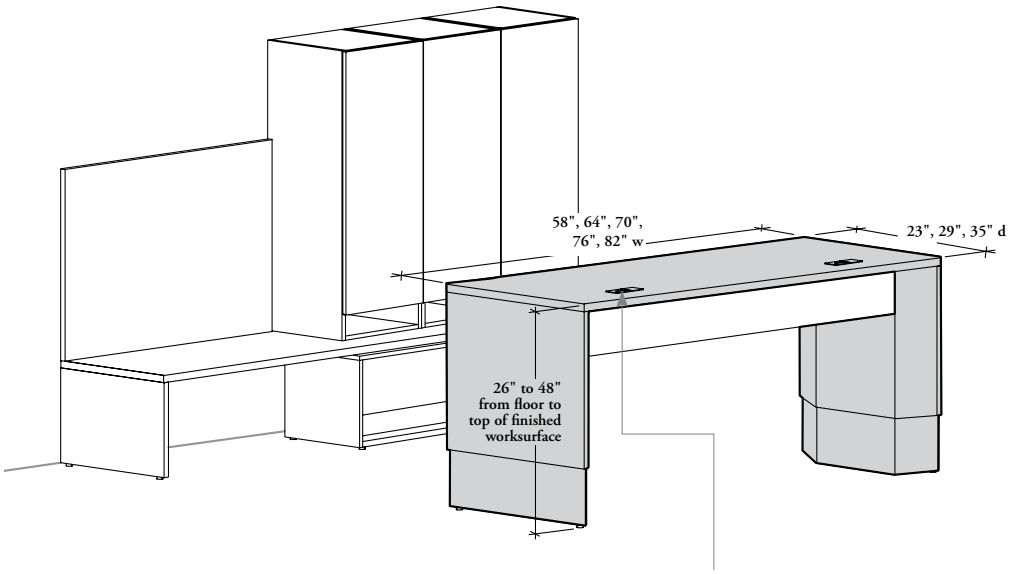

Rectangular and/or Square Grommets

- Provide openings for electrical wiring and communication cables
- Worksurfaces can be specified without (N) or with rectangular grommets. Three position styles are available:
  - Both Ends – Rectangular (B)
  - Left – Rectangular (L)
  - Right – Rectangular (R)

  Rectangular and square grommets are also available. Four position styles are available:
  - Both Ends (I) – Square (L) and Rectangular (R)
  - Left (M) – Rectangular and Square
  - Right (S) – Rectangular and Square
- When the Square Grommet is specified, the worksurface only comes with a cut-out and without grommet. The Power Qube or Duo Grommet – Square must be specified to complete the installation
- Left or right option Rectangular Grommet are optimized for MAST or Swerv Monitor Arm application, see to page 182 for details
- Only Rectangular Grommets can be replaced with Elliptical Grommets (BLGE) which can be specified separately

height-adjustable L-shape desk basics

height-adjustable configurations

- Available in thicknesses (1 3/16" (M) or 1 9/16" (X))
- These desks are freestanding and come with three height-adjustable bases
- Three Powerbar styles can be specified: Integrated Powerbar (I), Integrated Powerbar with IEC Outlet (P) or None (N)
- All Switch Styles (Display with Up/Down Memory (D), Toggle Up/Down (F, G, H) or Display Toggle with Memory (M, N, O) can be specified
- Can be specified Left (Shown) or Right Handed
- **Cannot** support any storage or wall panels
- An optional Personal Screen – Felt (BAPSE), a Worksurface Edge Screen (BASWL or BASWG) or a Desk Screen (BASFF or BASFG) can be specified separately. For applications of these accessories, refer to the Desk Accessories section
- An optional Suspended Modesty Panel can be specified separately. For application of a modesty panel, refer to page 205

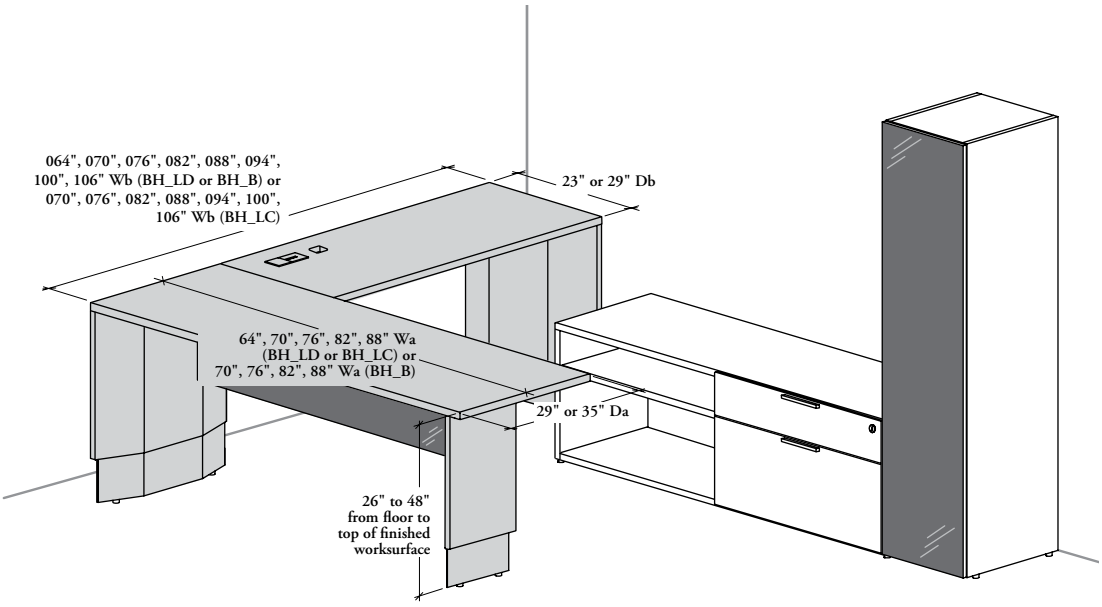

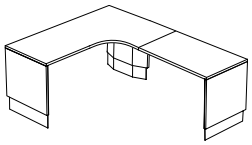

Height-Adjustable L-Shape Corner Desk – Bevel Bases (BH_LC)

- Comes with three height-adjustable Bevel Bases with Solid End Panels
- Two grommet options are available: Rectangular and Square (A) and No Grommet (N)

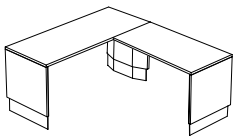

Height-Adjustable L-Shape Desk – Bevel Bases (BH_LD)

- Comes with three height-adjustable Bevel Bases with Solid End Panels
- Three grommet options are available: Rectangular and Square on Return (A), Rectangular on Desk/Square on Return (Q) and No Grommet (N)

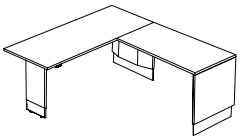

Height-Adjustable L-Shape Peninsula Desk – Bevel Post Leg (BH_B)

- Comes with two height-adjustable Bevel Bases with Solid End Panels and one height-adjustable Bevel Post Leg
- Two Corner Detail Styles are available:



Radius (R)

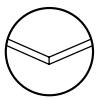

Straight (S)

- Two grommet options are available: Rectangular and Square on Return (A) and No Grommet (N)

full-modesty height-adjustable worksurface basics

height-adjustable configurations

- Available in thicknesses (M, X or V), except for Full-Modesty Height-Adjustable Extended Run-Off is available with (M or X)
- Three Powerbar styles can be specified: Integrated Powerbar (I), Integrated Powerbar with IEC Outlet (P) or None (N)
- All Switch Styles (Display with Up/Down Memory (D), Toggle Up/Down (F, G, H) or Display Toggle with Memory (M, N, O) can be specified
- Come with a modesty panel in two sections to maintain full privacy
- Include a Vertical Wire Carrier to manage cables from worksurface to the floor. It can be positioned at left or right as required
- Available with Straight (S) Corner Detail only



Straight (S)

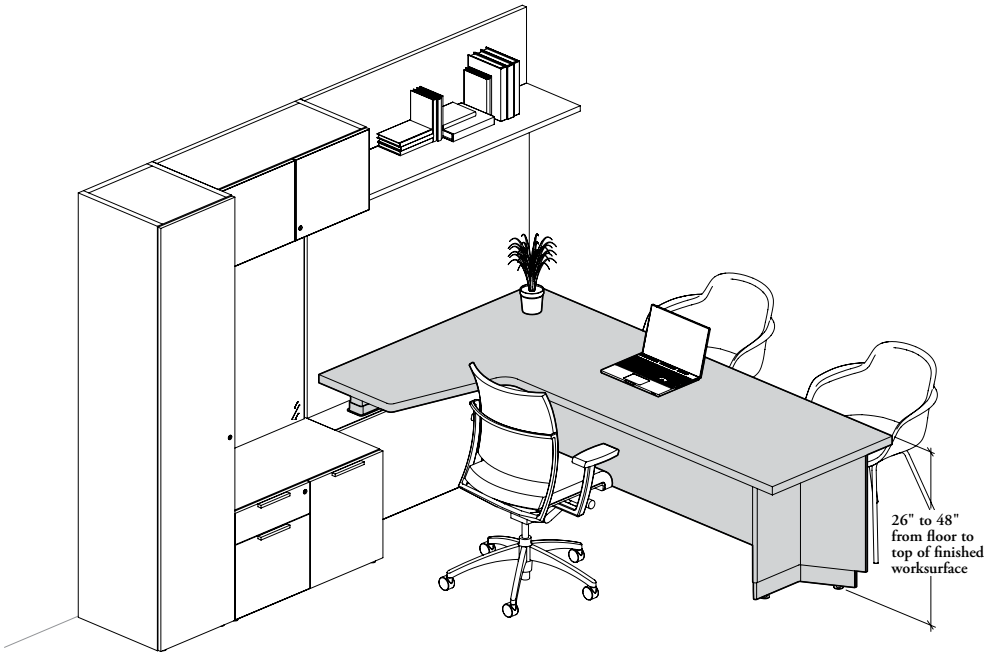

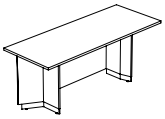

Full-Modesty Height-Adjustable Desk – Offset Bases (BF_F)

- This desk is freestanding and comes with two Height-Adjustable Offset Bases
- Available Depths: 29" or 35"
- Available Widths: 70" to 88" (6" increments)
- Five Cut-Out Styles are available:
  - Left Diamond Cut-Out (0)
  - Left Square Cut-Out (1)
  - Right Diamond Cut-Out (3)
  - Right Square Cut-Out (4)
  - No Cut-Out (N)

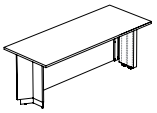

Full-Modesty Height-Adjustable Run-Off – Offset Base (BF_R)

- Comes with one Height-Adjustable Offset Base and two Height-Adjustable Mechanisms
- Only Mid-Height (K) Configuration is available
- Available Depths: 28" or 34"
- Available Widths: 69" to 87" (6" increments)
- Four Cut-Out Styles are available:
  - Offset – Diamond Cut-Out (0)
  - Offset – Square Cut-Out (1)
  - Offset – Square & Diamod Cut-Out (2)
  - No Cut-Out (N)
- Can be specified Left (L) (Shown) or Right Handed (R)
- One end can be mounted on a Workwall Kneespace Module – Full-Modesty Height-Adjustable Run-Off (BHKHM)

full-modesty height-adjustable worksurface basics (continued)

height-adjustable configurations

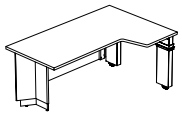

Full-Modesty Height-Adjustable Extended Run-Off – Offset Base (BF_E)

- Comes with one Height-Adjustable Offset Base and two Height-Adjustable Mechanisms
- Only Mid-Height (K) Configuration is available
- Available Depths A: 29" or 35"
- Available Depths B: 46" to 58" (6" increments)
- Available Widths: 69" to 87" (6" increments)
- Four Cut-Out Styles are available:
  - Offset – Diamond Cut-Out (0)
  - Offset – Square Cut-Out (1)
  - Offset – Square & Diamod Cut-Out (2)
  - No Cut-Out (N)
- Can be specified Left (L) (Shown) or Right Handed (R)
- One end can be mounted on a Workwall Kneespace Module – Full-Modesty Height-Adjustable Extended or "L" Run-Off (BHKHL)

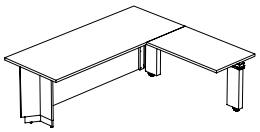

Full-Modesty Height-Adjustable L-Shape Run-Off – Offset Base (BF_L)

- Comes with one Height-Adjustable Offset Base and two Height-Adjustable Mechanisms
- Only Mid-Height (K) Configuration is available
- Available Depths A: 29" or 35"
- Available Depths B: 21" to 27" (3" increments)
- Available Widths A: 69" to 87" (6" increments)
- Available Widths B: 58" to 88" (6" increments)
- Four Cut-Out Styles are available:
  - Offset – Diamond Cut-Out (0)
  - Offset – Square Cut-Out (1)
  - Offset – Square & Diamod Cut-Out (2)
  - No Cut-Out (N)
- Can be specified Left (L) (Shown) or Right Handed (R)
- One end can be mounted on a Workwall Kneespace Module – Full-Modesty Height-Adjustable Extended or "L" Run-Off (BHKHL)

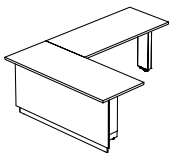

Full-Modesty Height-Adjustable Desk for U-Shape Workstation – Offset Bases (BF_U)

- Comes with two Height-Adjustable Offset Bases and one Height-Adjustable Mechanism
- Mid-Height (K) and High Secondary Desk Configurations are available
- Available Depths A: 29" or 35"
- Available Depths B: 23" or 35"
- Available Widths A: 71" to 89" (6" increments)
- Available Widths B: 93" to 105" (6" increments)
- Four Cut-Out Styles are available:
  - Offset – Diamond Cut-Out (0)
  - Offset – Square Cut-Out (1)
  - Offset – Square & Diamod Cut-Out (2)
  - No Cut-Out (N)
- Can be specified Left (L) (Shown) or Right Handed (R)
- One end can be mounted on a:
  - Workwall Credenza with Open and Drawers – Height-Adjustable Run-Off – Mid – 21" h (BSMHLR)
  - Workwall Credenza with Open and Combo – Height-Adjustable Run-Off – Mid – 21" h (BSMCHR)
  - High Secondary Desk – Height-Adjustable Run-Off or U-Shape (BH_SRH)

full-modesty height-adjustable worksurface basics (continued)

height-adjustable configurations

cable management

For more details for Grommets and Monitor Arm applications, refer to page 182

Square Cut-Out Details

- The cut-out is **not** finished and one of the accessory listed below must be ordered separately:
  - **Duo Grommet – Square (BLGQX)** provide openings for electrical wiring and communication cables
  - **Power Qube (BEEPC)** provide quick power, data and USB access at the worksurface level

AND/OR

Diamond Cut-Out Details

- The cut-out is **not** finished and one of the accessory listed below must be ordered separately:
  - **Rectangular (BLGC)** provide openings for electrical and communication cables
  - **MAST or Sverw Monitor Arm** (for Expansion Grommet) provide a variety of technology support options with many possible adjustment

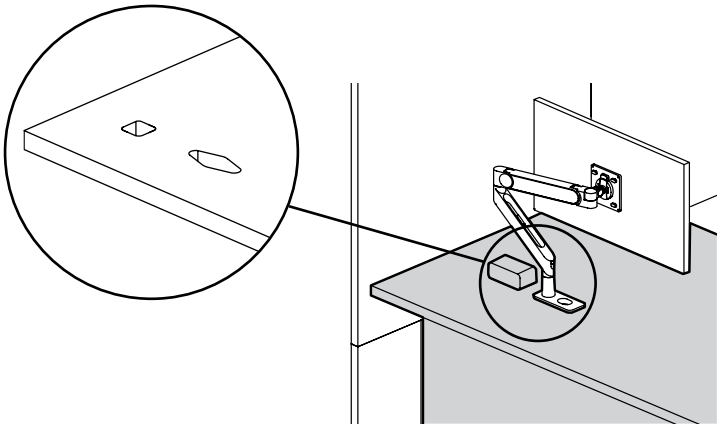

clearance under full-modesty height-adjustable worksurfaces

The Fixed-Height or Height-Adjustable Offset Base(s) will be at 13" from the end of the all full-modesty worksurface

BOTTOM VIEW

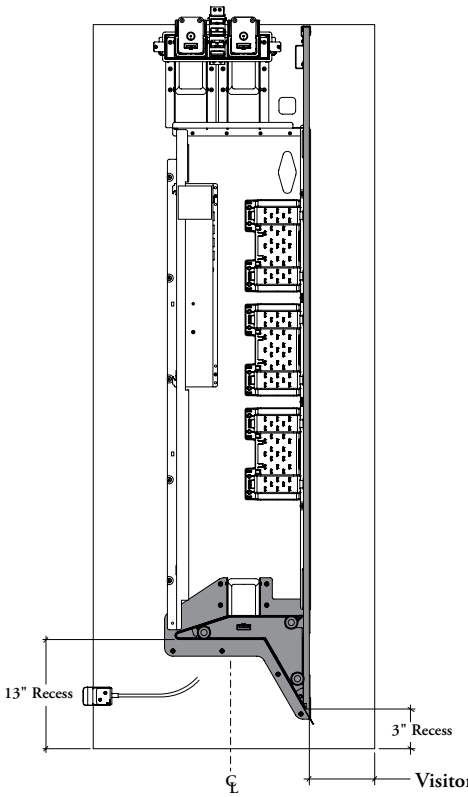

Visitor Kneespace Clearance:
If 28" or 29" H.-A. Work. Depth = 3"
If 34" or 35" H.-A. Work. Depth = 7"
If 30" Fixed Work. Depth = 4"
If 36" Fixed Work. Depth = 8"

full-modesty height-adjustable worksurface basics (continued)

height-adjustable configurations

full-modesty height-adjustable worksurface positions

Depending on the application, the modesty will be recessed where visitor can sit, and flush where the workstation should be against a wall

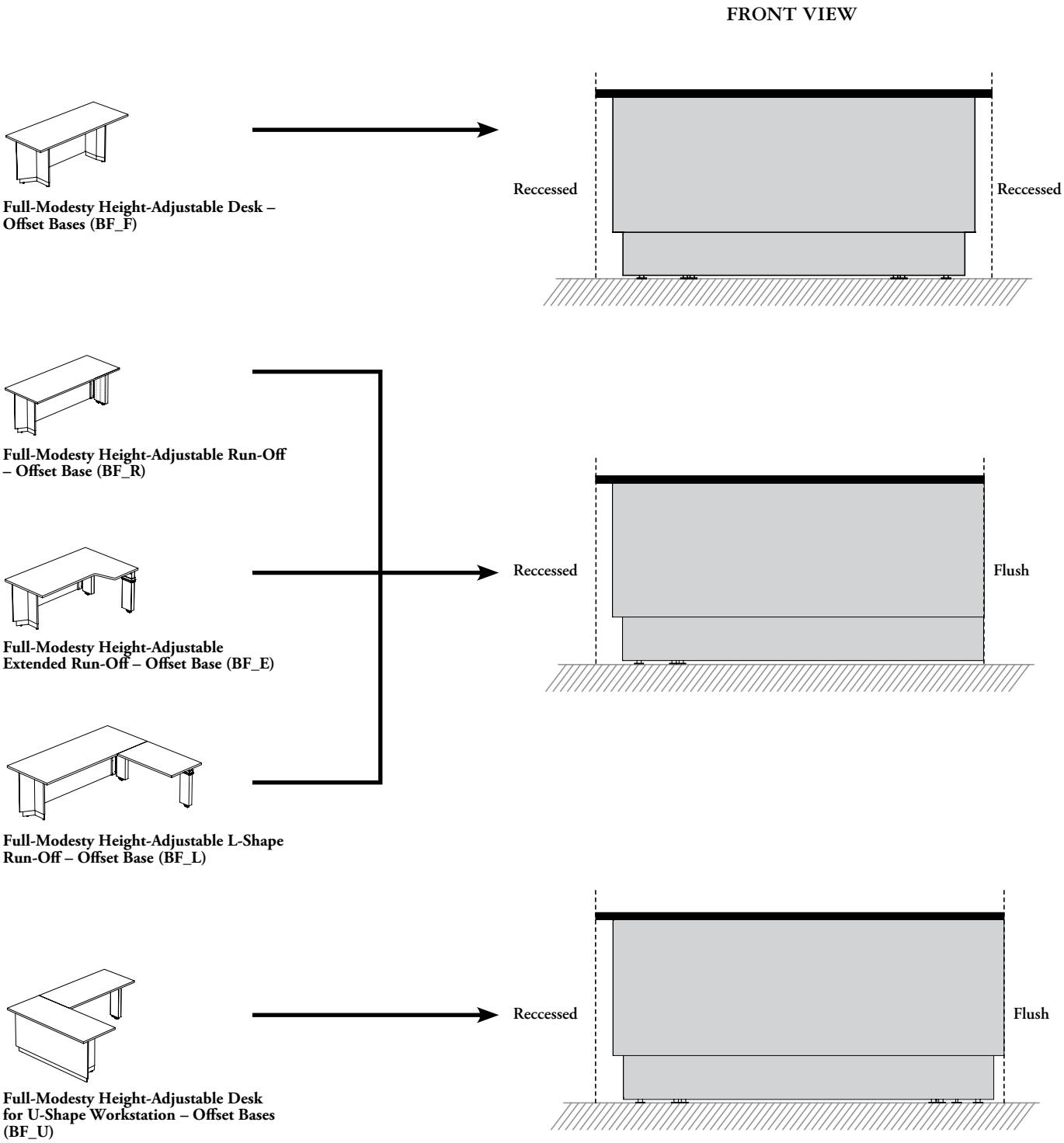

planning with full-modesty height-adjustable worksurfaces

height-adjustable configurations

clearance around full-modesty height-adjustable desk – offset bases

A minimum 1" clearance must be respected all around the desk to allow up and down movement of the mechanism without damaging the adjacent products. When accessories are attached to worksurface, the thickness of the accessory and brackets should be included in the desk dimensions to calculate 1" clearance

– – – – = Footprint

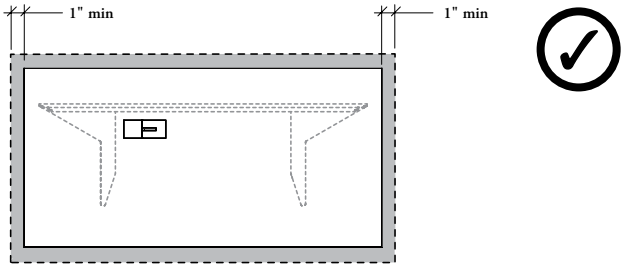

clearance around full-modesty height-adjustable run-off, extended run-off or L-shape run-off – offset base with workwall kneespace module

- These combinations of products will automatically ensure the 1" minimum clearance required all around the Full-Modesty Height-Adjustable Worksurface. Allowing up and down movement of the mechanism without damaging the adjacent products
- Wall Panel with optional tackboard or whiteboard can be installed on the rear 3" gap and maintain a minimum of 1" clearance
- When storage is specified on the visitor side, it is recommended to specify the Extension Panel on the Workwall Kneespace Module even if no wall panel is needed. The panel will ensure that required 1" clearance is respected

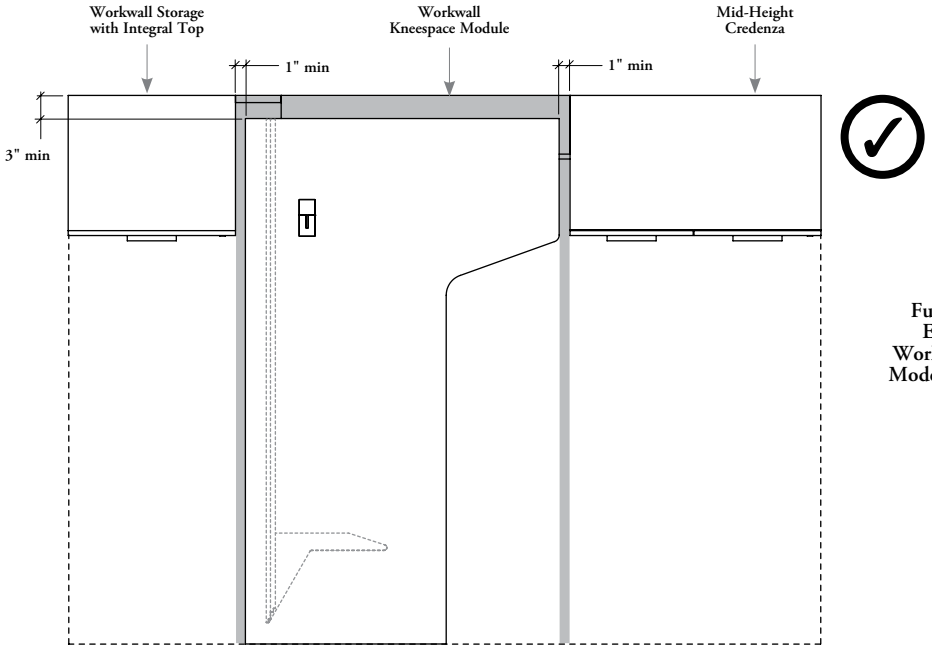

Full-Modesty Height-Adjustable Extended Run-Off (BF_E) on Workwall Kneespace Module – Full-Modesty Height-Adjustable Extended or "L" Run-Off (BHKHL)

planning with full-modesty height-adjustable worksurfaces (continued)

clearance around full-modesty height-adjustable desk for U-shape workstation – offset bases with workwall credenza or high secondary desk

- These combinations of products will automatically ensure the 1" minimum clearance required all around the Full-Modesty Height-Adjustable Worksurface. Allowing up and down movement of the mechanism without damaging the adjacent products
- Other restrictions are applied when Full-Modesty Height-Adjustable Worksurfaces are mounted on a Workwall Credenza for Height-Adjustability, refer to Workwall Storage section
- Wall Panel with optional tackboard or markerboard can be installed on the rear 3" gap and maintain a minimum of 1" clearance

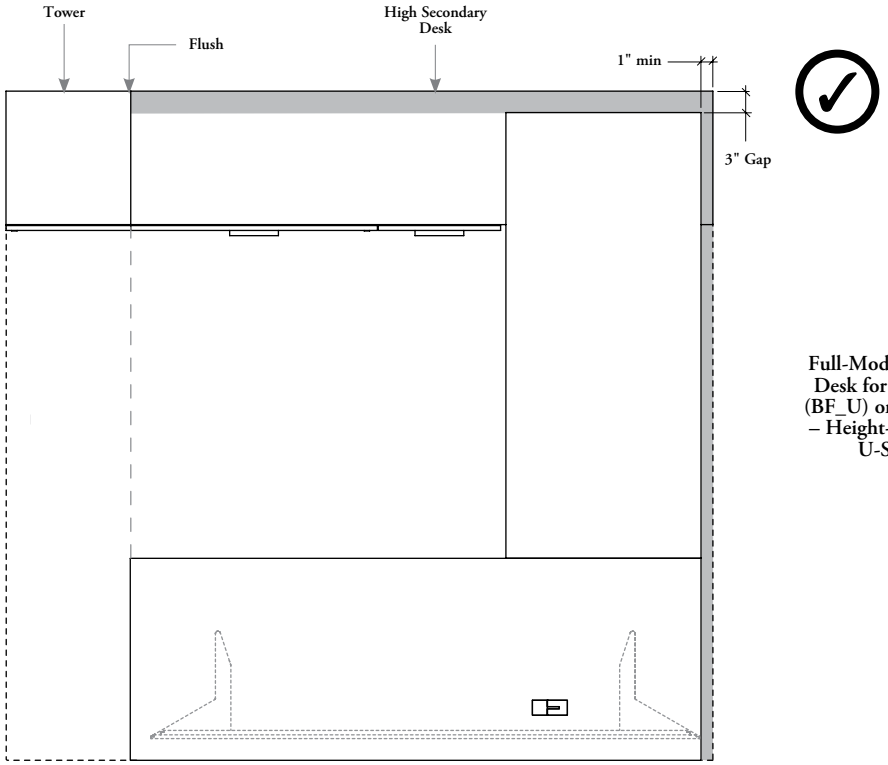

Full-Modesty Height-Adjustable Desk for U-Shape Workstation (BF_U) on High Secondary Desk – Height-Adjustable Run-Off or U-Shape (BH_SRH)



- A Power Bar and Cover included with Wall Panel **cannot** be aligned with the end of a Full-Modesty Height-Adjustable Worksurface because the worksurface interfered with electric plugs. Refer to page 280 for details

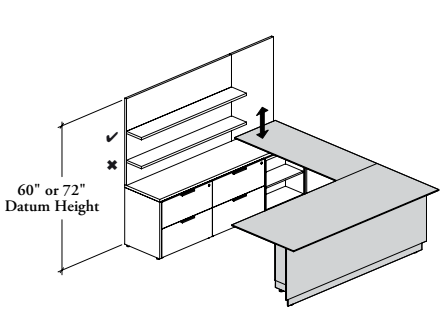

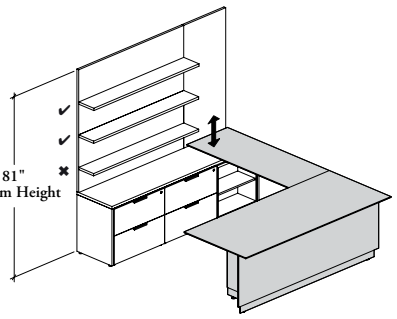

- The bottom shelf on the Wall Panel **cannot** be specified right next to a Full-Modesty Height-Adjustable Desk for U-Shape Workstation because the shelf may come into conflict

height-adjustable cantilever run-off basics

height-adjustable configurations

- Available in thicknesses (M or V), except for Height-Adjustable Wing Shape Run-Off is only available with (M)
- Three Powerbar styles can be specified: Integrated Powerbar (I), Integrated Powerbar with IEC Outlet (P) or None (N)
- All Switch Styles (Display with Up/Down Memory (D), Toggle Up/Down (F, G, H) or Display Toggle with Memory (M, N, O) can be specified
- The Cantilever Run-Off Worksurface features a height-adjustable column that is designed to be integrated into a workwall storage or credenza. The other extremity **does not** required additional support
- Includes a Vertical Wire Carrier to manage cables from the worksurface to the storage
- Only Mid-Height (K) Configuration is available
- The support of the Cantilevers Run-Off **MUST** be anchored to a concrete floor with the included hardware
  - The installation of the Cantilever Run-Off depends on the structural concrete floor to which it is anchored
  - The concrete floor must be minimum of 4" thick, allows 2 5/8" drilled holes and comply with the specification requirements outlined in the installation guide
  - The warranty on the Cantilever Run-Off Worksurfaces applies only to the product itself, and **not** to the durability of the floor
  - Floors that **do not** meet the required specifications may compromise the safety and durability of the product. For other flooring applications contact your local Teknion Customer service representative

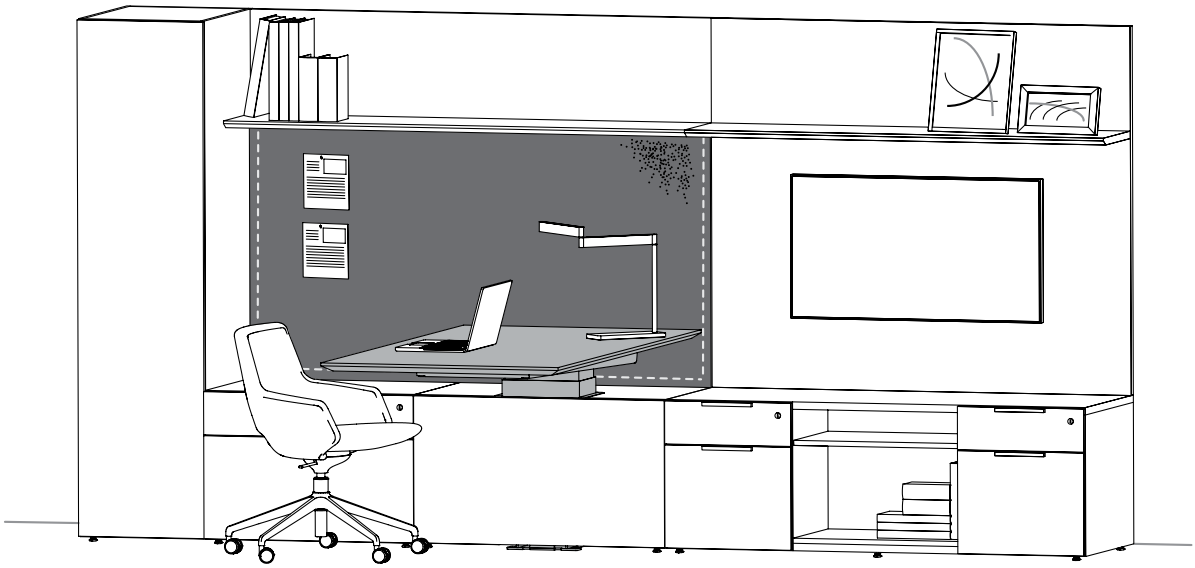

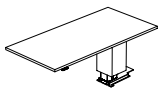

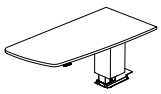

Height-Adjustable Cantilever Rectangular Run-Off (BH_CR) or Height-Adjustable Cantilever Wing Shape Run-Off (BH_CP)

- Available Depths: 28" or 34"
- Available Widths: 57" to 87"
- Available Storage Depth: 24"
- Two Corner Detail Styles are available:

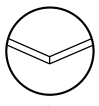

Straight (S)

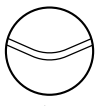

Radius (R)
(BH_RC only)

- Configuration:
  - Left Handed (L) (Shown)
  - Right Handed (R)
- Only No Cut-Out (N) option is available
- One end can be mounted on a:
  - Workwall Module – Height-Adjustable Cantilever Run-Off (BHKHC)
  - Workwall Credenza with Drawers – Height-Adjustable Cantilever Run-Off – Mid – 21" h (BSMCHC)
  - Workwall Credenza with Drawers and Cabinet – Height-Adjustable Cantilever Run-Off – Mid – 21" h (BSMHLC)

height-adjustable cantilever run-off basics (continued)

cable management

- **No** cut-outs are available on the Cantilever Worksurfaces. Therefore, cut outs for accessories mounted through the surface must be cut on site. Since these accessories will be installed outside the cantilever desk frame, mounting hardware will be visible from the visitor's side

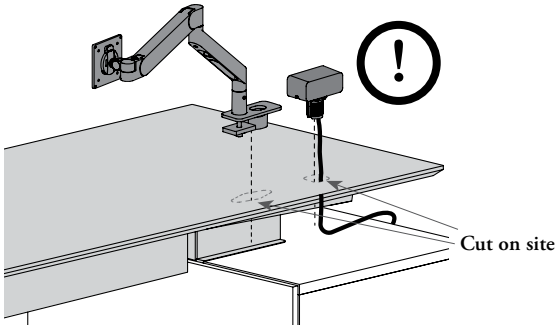

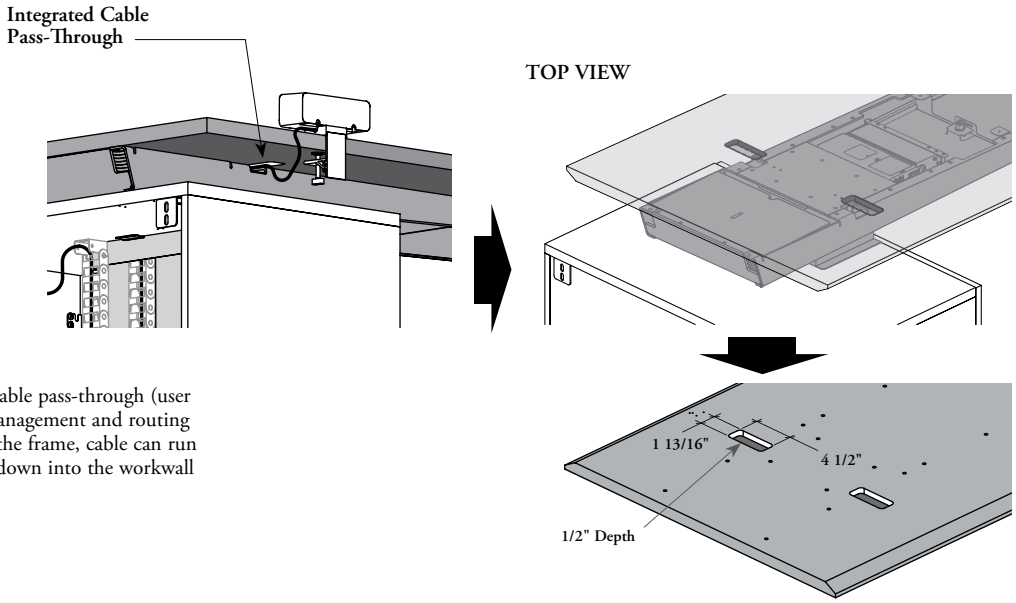

- The cantilever frame features integrated cable pass-through (user side and visitor side), facilitating cable management and routing wires into the frame. From the inside of the frame, cable can run to the integrated power (optional) or go down into the workwall storage

Cantilever Support

- The Cantilever support have an open back to allow cable pass-through in the workwall storage
- Vertical Wire Carrier manages wire inside the Workwall Module or Workwall Credenza

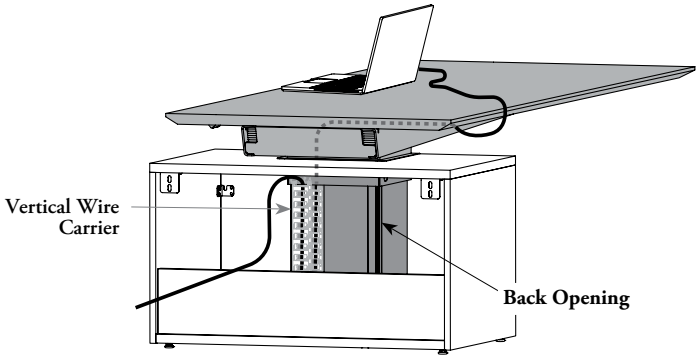

height-adjustable cantilever run-off basics (continued)

height-adjustable configurations

optional accessories

- Suspended Modesty Panel can be specified separately. For more details, refer to page 205
- Stow[Away] Drawer (BADF) can be uses at a specific position under the worksurface. For more details, refer to page 222
- Edge clamp accessories such as monitor arm can be used to add functionality to the workstation. For more details on Swerv Monitor Arm, refer to page 182

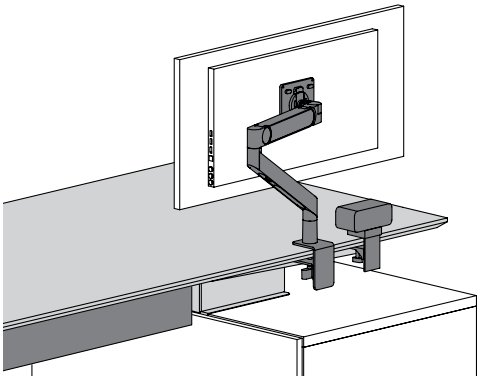

clearance under height-adjustable cantilever run-off & suspended modesty panel positions

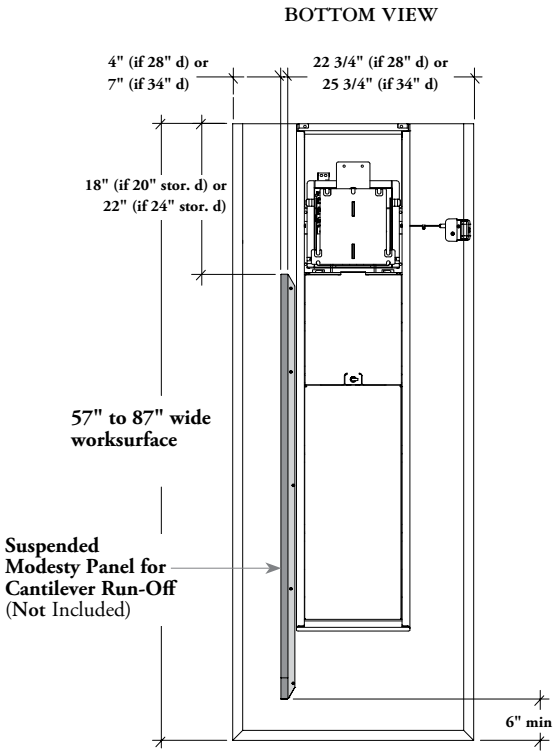

The Modesty Panel will be at 6" minimum from the end of the worksurface

- Two Suspended Modesty Panels can be installed and specified separately:
  - Suspended Modesty Panel for Cantilever Run-Off – Solid (BASMCL)
  - Suspended Modesty Panel for Cantilever Run-Off – Glass (BASMCG)

  For more details, refer to the page 205
- When using the optional Suspended Modesty Panel for Cantilever Run-Off, the user and visitor space will vary depending on the desk depth

planning with height-adjustable cantilever run-off

clearance around height-adjustable cantilever run-off

- These combinations of products will automatically ensure the 1" minimum clearance required all around the Height-Adjustable Cantilever Run-off Worksurface. Allowing up and down movement of the mechanism without damaging the adjacent products
- Once integrated into a mid height workwall storage or credenza, There will be a 3" gap from the back of the module
- Wall Panel with optional tackboard or whiteboard can be installed on the rear 3" gap while maintaining a minimum of 1" clearance
- The footprint of the workstation will be 3" greater than the worksurface width

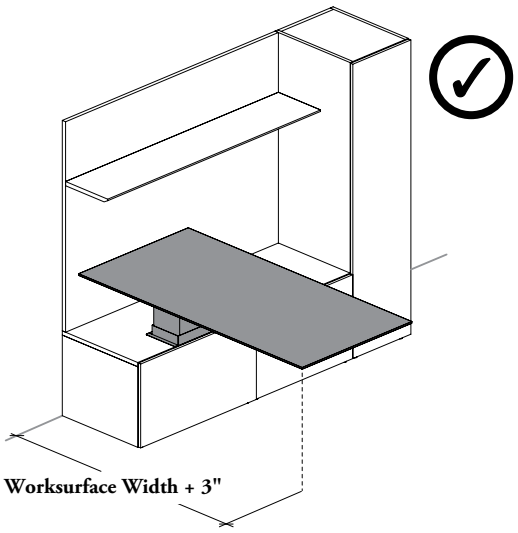

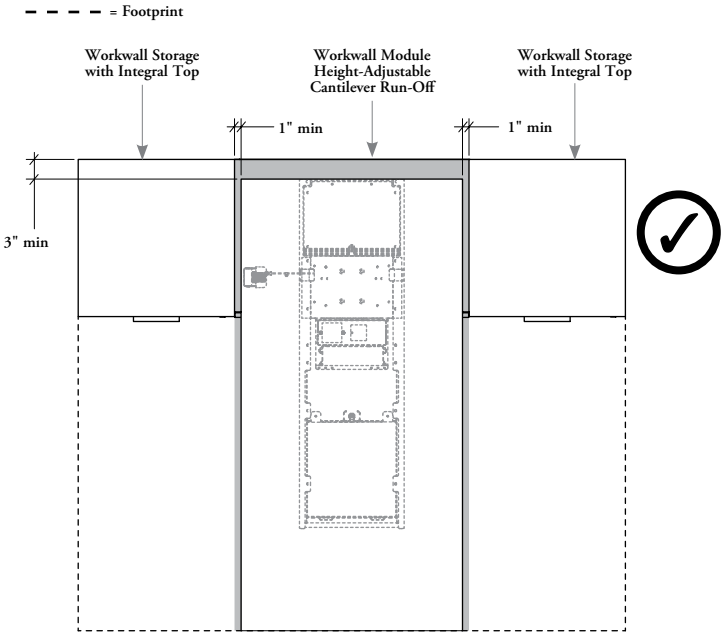

Height-Adjustable Cantilever Rectangular Run-Off (BH_CR) on Workwall Module – Height-Adjustable Cantilever Run-Off (BHKHC)



A Power Bar and Cover included with Wall Panel **cannot** be aligned with the end of a Height-Adjustable Cantilever Run-Off because the worksurface interfered with electric plugs. Refer to page 280 for details

height-adjustable rectangular worksurface & run-off basics

height-adjustable configurations

- Three Powerbar styles can be specified: Integrated Powerbar (I), Integrated Powerbar with IEC Outlet (P) or None (N)
- All Switch Styles (Display with Up/Down Memory (D), Toggle Up/Down (F, G, H) or Display Toggle with Memory (M, N, O) can be specified
- **Cannot** support any storage or wall panels
- **Cannot** suspend any accessories or storage

height-adjustable rectangular worksurfaces

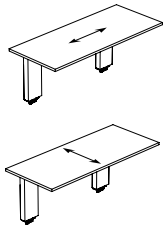

Height-Adjustable Rectangular Worksurface (BH_RL) or
Cross Grain Height-Adjustable Rectangular Worksurface (BH_RC)

- Solid tops are available in thicknesses:
  - 1 3/16" (M)
  - 1 3/16" Knife Edge (V)
  - 1 9/16" (X)
- Come with two Height-Adjustable Mechanisms
- Configuration:
  - Mid-Height (K) (Shown on next page)
- Two Corner Detail Styles are available:



Straight (S)

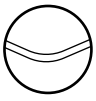

Radius (R)
(**Not** available with V Thickness)

- Four grommet options are available: Centered (C) – Rectangular, Centered (D) – Rectangular (L) and Square (R) and Centered (E) – Square (L) and Rectangular (R) and No Grommet (N)
- Can be used with:
  - Workwall Kneespace Module – Height-Adjustability (BHKHW)
  - Workwall Kneespace Module – Height-Adjustability and Fixed Worksurface (BHKHF)

height-adjustable run-offs

- Come with one Height-Adjustable Bevel Base and two Height-Adjustable Mechanisms
- Solid tops are available in thicknesses:
  - 1 3/16" (M)
  - 1 9/16" (X)
- Configuration:
  - High Secondary (H)
  - Mid-Height (K) (Shown on next page)
  - Low Secondary (L)
- Can be specified Left (L) (Shown) or Right Handed (R)
- One end can be mounted on a:
  - Workwall Credenza with Open and Drawers – Height-Adjustable Run-Off – Mid – 21" h (BSMHLR)
  - Workwall Credenza with Open and Combo – Height-Adjustable Run-Off – Mid – 21" h (BSMCHR)
  - Secondary Desk – Height-Adjustable Run-Off or U-Shape – High or Low (BH_SR)
- An optional Suspended Modesty Panel can be specified separately. For application of a modesty panel, refer to page 205

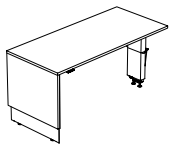

Height-Adjustable Run-Off – Bevel Base (BH_RB)

- Three grommet options are available: Offset (O) – Rectangular, Offset (P) – Rectangular and Square and No Grommet (N)

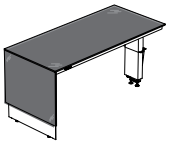

Height-Adjustable Run-Off with Glass Top – Bevel Base (BHGRB)

- Two grommet options are available: Offset (O) – Rectangular and No Grommet (N)
- Available in 3/8" (10 mm) tempered glass
- **Not** all optical computer mouse are compatible on glass worksurface, Desk Pad (YPDP) is recommended (see Complements products)

height-adjustable rectangular worksurface & run-off basics (continued)

example with height-adjustable rectangular worksurface & workwall kneespace module – height-adjustability

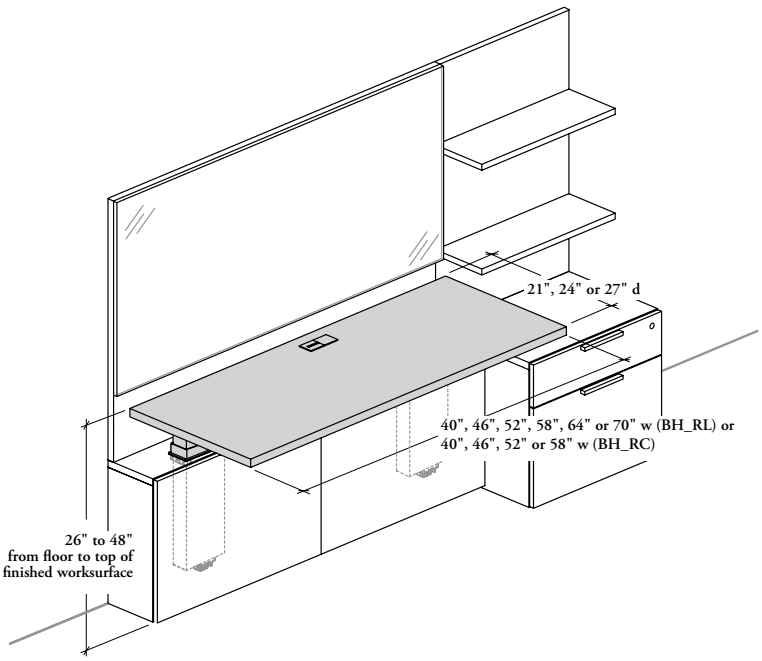

example with height-adjustable run-off (solid or glass top) & workwall credenza – height-adjustable run-off

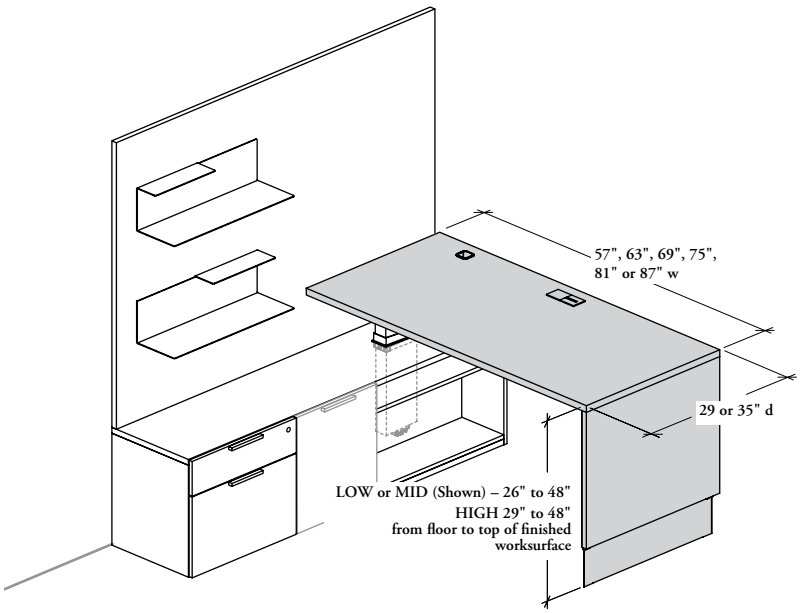

height-adjustable peninsula basics

height-adjustable configurations

- Come with one Height-Adjustable Bevel Post Leg and two Height-Adjustable Mechanisms
- Three configurations are available: High Secondary (H), Mid-Height (K) and Low Secondary (L)
- Three Powerbar styles can be specified: Integrated Powerbar (I), Integrated Powerbar with IEC Outlet (P) or None (N)
- All Switch Styles (Display with Up/Down Memory (D), Toggle Up/Down (F, G, H) or Display Toggle with Memory (M, N, O) can be specified
- **Cannot** support any storage or wall panels
- Can be used with a Stow Away] Drawer (BADF). Refer to page 222 for more details
- An optional Suspended Modesty Panel can be specified separately. For application of a modesty panel, refer to page 205

height-adjustable peninsulas

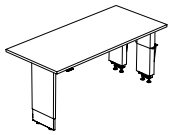

Height-Adjustable Peninsula – Bevel Post Leg (BH_RP)

- Available in thicknesses:
  - 1 3/16" (M)
  - 1 3/16" Knife Edge (V)
  - 1 9/16" (X)
- Available Depth: 35"
- Available Widths: 57" to 87" (6" increments)
- Two Corner Detail Styles are available:

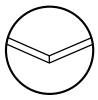

Straight (S)

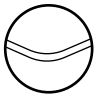

Radius (R)
(**Not** available with V Thickness)

- Three grommet options are available: Offset (O) – Rectangular, Offset (P) – Rectangular and Square and No Grommet (N)
- One end can be mounted on a:
  - Workwall Kneespace Module – Height-Adjustability (BHKHW)
  - Workwall Bookcase – Height-Adjustability (BSMOBH)
  - Workwall Credenza – Height-Adjustable Peninsula (BSMHDP or BSMHCP)
  - Secondary Desk – Height-Adjustable Peninsula – High or Low (BH_SB)



Height-Adjustable Tapered Peninsula – Bevel Post Leg (BH_TP)

- Available in thicknesses:
  - 1 3/16" (M)
  - 1 9/16" (X)
- Three grommet options are available: Offset (O) – Rectangular, Offset (P) – Rectangular and Square and No Grommet (N)
- One end can be mounted on a:
  - Workwall Kneespace Module – Height-Adjustability (BHKHW)
  - Workwall Bookcase – Height-Adjustability (BSMOBH)
  - Workwall Credenza – Height-Adjustable Peninsula (BSMHDP or BSMHCP)
  - Secondary Desk – Height-Adjustable Peninsula – High or Low (BH_SB) (Shown)

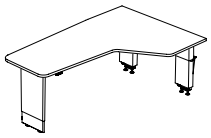

Height-Adjustable Extended Tapered Peninsula – Bevel Post Leg (BH_PE)

- Available in thicknesses:
  - 1 3/16" (M)
  - 1 9/16" (X)
- Three grommet options are available: Offset (O) – Rectangular, Offset (P) – Rectangular and Square and No Grommet (N)
- One end can be mounted on a:
  - Workwall Kneespace Module – Height-Adjustability (BHKHW) in on-module application only
  - Workwall Bookcase – Height-Adjustability (BSMOBH)
  - Workwall Credenza – Height-Adjustable Peninsula (BSMHCP)
  - Secondary Desk – Height-Adjustable Peninsula – High or Low (BH_SB) (Shown)

height-adjustable peninsula basics (continued)

example with height-adjustable tapered peninsula & low secondary desk

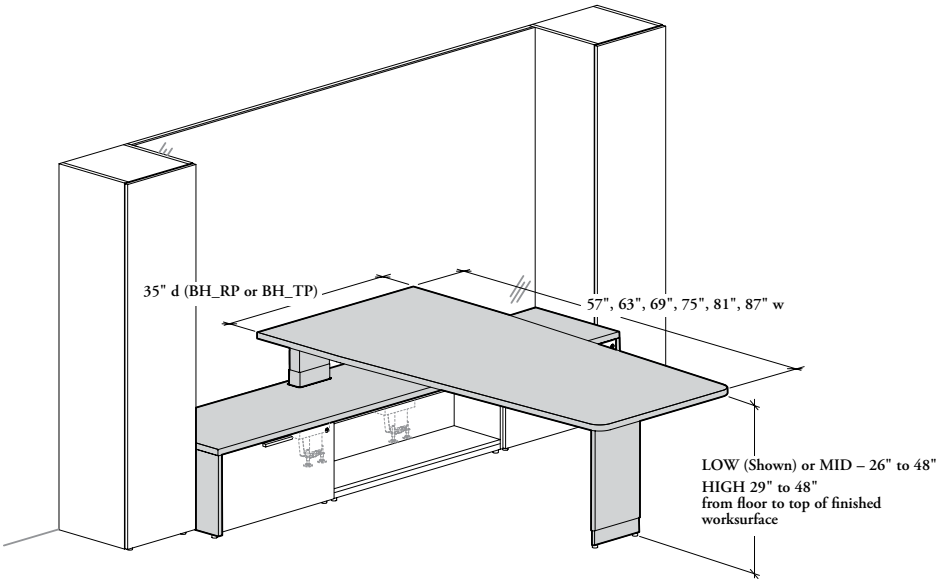

example with height-adjustable extended tapered peninsula & high secondary desk

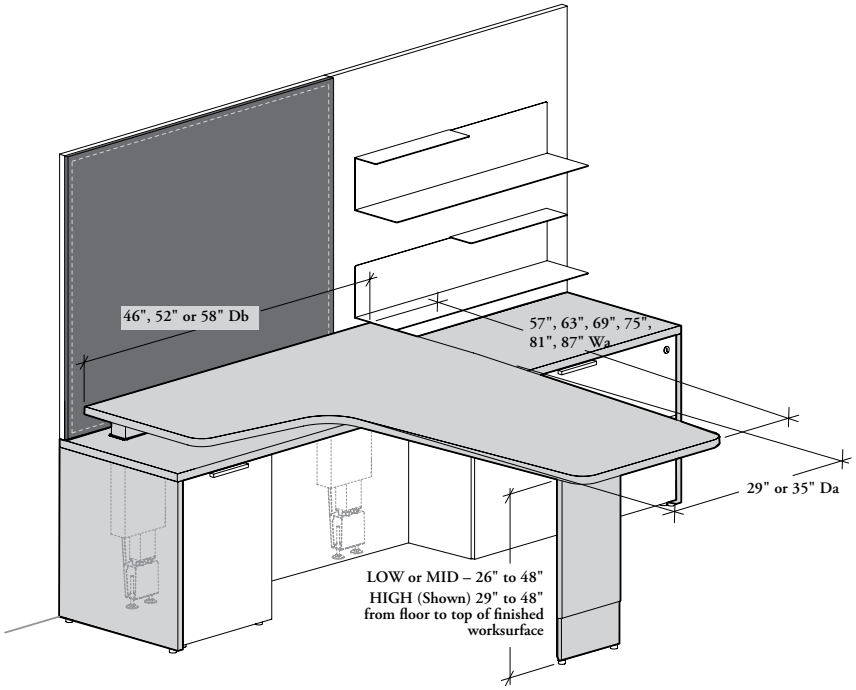

height-adjustable L-shape worksurface basics

height-adjustable configurations

- Three configurations are available: High Secondary (H), Mid-Height (K) and Low Secondary (L)
- Three Powerbar styles can be specified: Integrated Powerbar (I), Integrated Powerbar with IEC Outlet (P) or None (N)
- All Switch Styles (Display with Up/Down Memory (D), Toggle Up/Down (F, G, H) or Display Toggle with Memory (M, N, O) can be specified
- **Cannot** support any storage or wall panels
- Can be used with a Stow Away] Drawer (BADF). Refer to page 222 for more details
- **Cannot** suspend any accessories or storage
- Can be specified Left (Shown) or Right handed
- An optional Suspended Modesty Panel can be specified separately. For application of a modesty panel, refer to page 205

height-adjustable L-shape worksurfaces

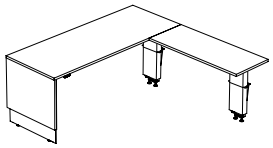

Height-Adjustable L-Shape Run-Off – Bevel Base (BH_LB)

- Available in thicknesses:
  - 1 3/16" (M)
  - 1 9/16" (X)
- Come with one Bevel Base and two Height-Adjustable Mechanisms
- Four grommet options are available for Mid-Height (K) and Low Secondary (L) configurations: Centered (C) – Rectangular on Desk and Return, Rectangular on Desk and Return (O), Rectangular on Desk and Return/Square on Desk (P), and No Grommet (N)
- Four grommet options are available for High Secondary (H) configuration: Centered (C) – Rectangular on Desk and Return, Rectangular on Desk (O), Rectangular on Desk/Square on Desk (P), and No Grommet (N)
- Can be used with:
  - Workwall Kneespace Module – Height-Adjustability (BHKHW) in on-module application only
  - Secondary Desk – Height-Adjustable L-Shape Worksurface – High or Low (BH_SL)

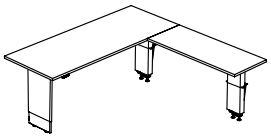

Height-Adjustable L-Shape Peninsula – Bevel Post Leg (BH_L)

- Available in thicknesses:
  - 1 3/16" (M)
  - 1 3/16" Knife Edge (V)
  - 1 9/16" (X)
- Come with one Bevel Post Leg and two Height-Adjustable Mechanisms
- Two Corner Detail Styles are available:



Straight (S)



Radius (R)
(**Not** available with V Thickness)

- Three grommet options are available for Mid-Height (K) and Low Secondary (L) configurations: Rectangular on Desk and Return (O), Rectangular on Desk and Return/Square on Desk (P), and No Grommet (N)
- Three grommet options are available for High Secondary (H) configuration: Rectangular on Desk (O), Rectangular on Desk/Square on Desk (P), and No Grommet (N)
- Can be used with:
  - Workwall Kneespace Module – Height-Adjustability (BHKHW) in on-module application only
  - Secondary Desk – Height-Adjustable L-Shape Worksurface – High or Low (BH_SL) (Shown)

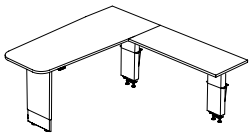

Height-Adjustable L-Shape Tapered Peninsula – Bevel Post Leg (BH_LT)

- Available in thicknesses:
  - 1 3/16" (M)
  - 1 9/16" (X)
- Come with one Bevel Post Leg and two Height-Adjustable Mechanisms
- Three grommet options are available for Mid-Height (K) and Low Secondary (L) configurations: Rectangular on Desk and Return (O), Rectangular on Desk and Return/Square on Desk (P), and No Grommet (N)
- Three grommet options are available for High Secondary (H) configuration: Rectangular on Desk (O), Rectangular on Desk/Square on Desk (P), and No Grommet (N)
- Can be used with:
  - Workwall Kneespace Module – Height-Adjustability (BHKHW) in on-module application only
  - Secondary Desk – Height-Adjustable L-Shape Worksurface – High or Low (BH_SL)

height-adjustable L-shape worksurface basics (continued)

example with height-adjustable L-shape worksurface & low secondary desk

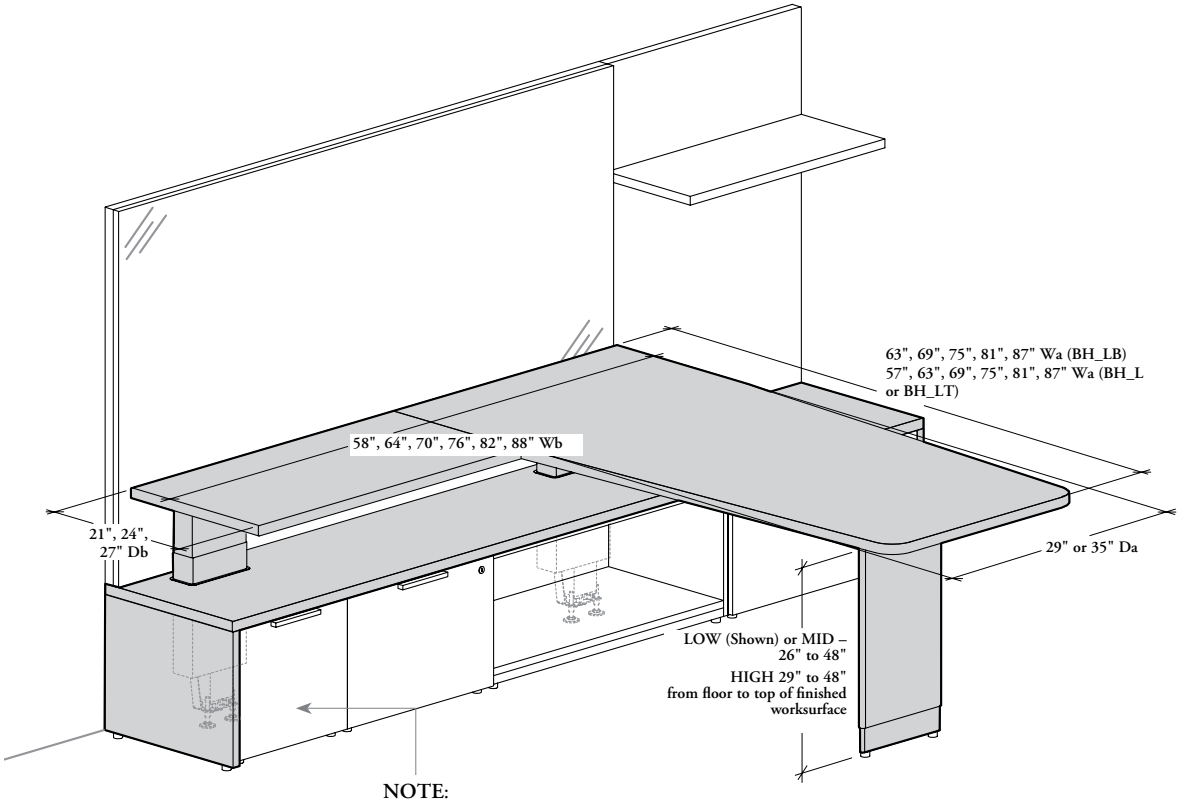

NOTE:
A Storage for Secondary Desk (BSSO, BSSM, BSSRW) or a Open Section Cover (BSSCM) is **mandatory** in front of height-adjustable mechanism

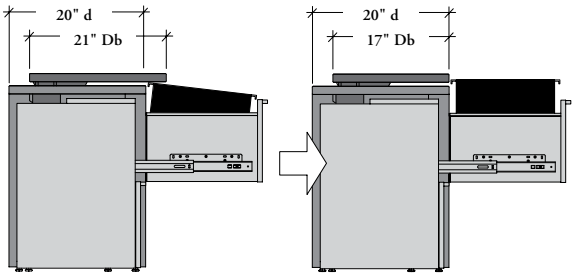

- It is **not** recommended to specify the return of a L-Shape Worksurface deeper than the Secondary Desk, when in combination with a Lateral File – Secondary Desk (BSSL)

height-adjustable desk for U-shape workstation basics

height-adjustable configurations

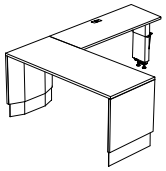

Height-Adjustable Desk for U-Shape Workstation – Bevel Bases (BH_UB)

- Available in thicknesses:
  - 1 3/16" (M)
  - 1 9/16" (X)
- Comes with Height-Adjustable Desk with Bevel Bases and Return with one Height-Adjustable Mechanism
- Three Configurations are available:
  - High Secondary (H)
  - Mid-Height (K)
  - Low Secondary (L)
- Five grommet options are available: Rectangular and Square on Return (A), Rectangular on Return (C), Rectangular on Desk and Return (O), Rectangular on Desk and Return/Square on Desk (P) and Rectangular on Desk and Return/Square on Return (Q)
- Can be specified Left (Shown) or Right handed
- Three Powerbar styles can be specified: Integrated Powerbar (I), Integrated Powerbar with IEC Outlet (P) or None (N)
- All Switch Styles (Display with Up/Down Memory (D), Toggle Up/Down (F, G, H) or Display Toggle with Memory (M, N, O) can be specified
- **Cannot** support any storage or wall panels
- **Cannot** suspend any accessories or storage
- An optional Suspended Modesty Panel can be specified separately. For application of a modesty panel, refer to page 205
- Can be used with:
  - Workwall Credenza – Height-Adjustable Run-Off (BSMHLR or BSMCHR)
  - Secondary Desk – Height-Adjustable Run-Off or U-Shape – High or Low (BH_SR) (Shown)

example with height-adjustable desk for U-shape workstation & high secondary desk

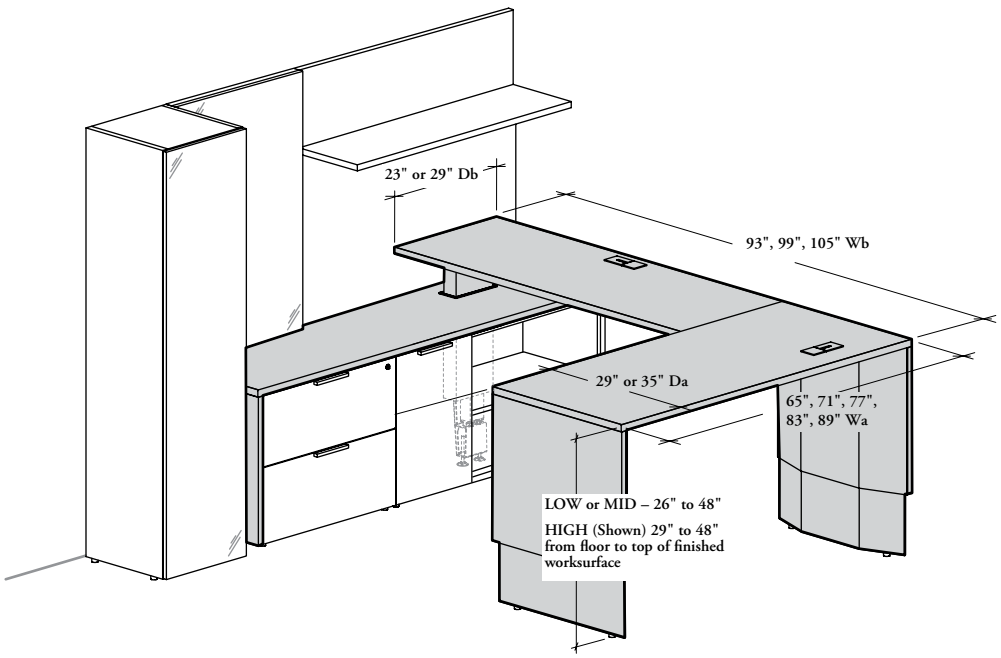

planning with height-adjustable worksurfaces

clearance around height-adjustable L-shape desks

A minimum 1" clearance must be respected to the initial dimension all around the desk to allow up and down movement of the mechanism without damaging the adjacent products. When accessories are attached to worksurface, the thickness of the accessory and brackets should be included in desk dimensions to calculate 1" clearance

= Footprint

Clearance around Height-Adjustable L-Shape Desk without Screen

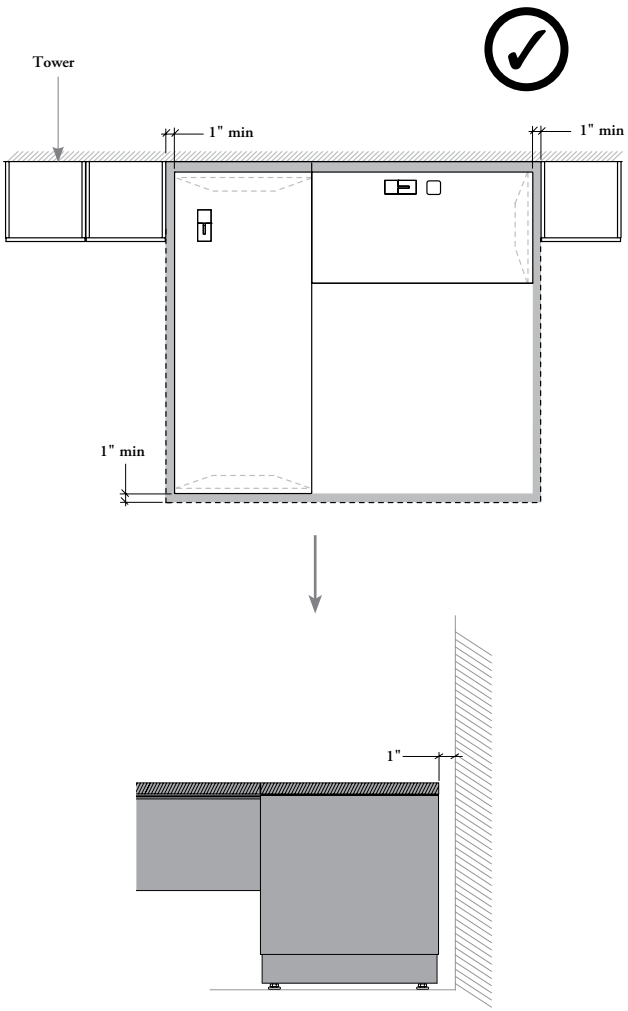

1" clearance without screen

Clearance around Height-Adjustable L-Shape Desk with Worksurface Edge Screen or Desk Screen

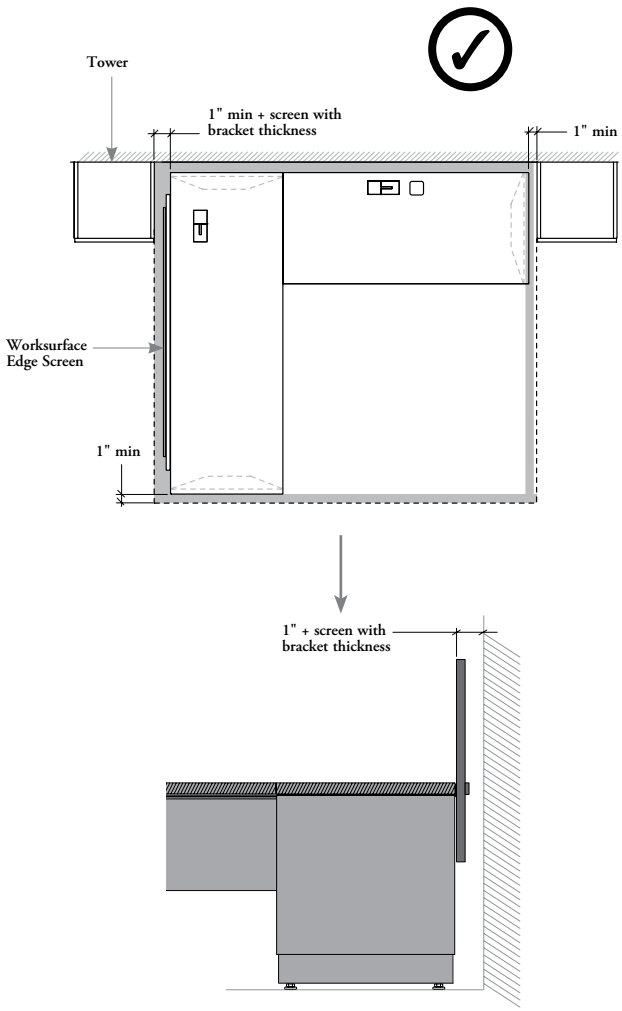

1" clearance Workurface Edge Screen (or Desk Screen) with Bracket Thickness Recessed

With Worksurface Edge or Desk Screen a minimum 1" clearance must be maintained

planning with height-adjustable worksurfaces (continued)

height-adjustable configurations

clearance around height-adjustable worksurface mounted on workwall kneespace module – height-adjustability

- These combinations of products will automatically ensure the 1" minimum clearance required all around the height-adjustable worksurface. Allowing up and down movement of the mechanism without damaging the adjacent products
- Wall Panel with optional Tackboard or Markerboard can be installed and maintain a minimum of 1" clearance

– – – – = Footprint

Clearance around Height-Adjustable Rectangular Worksurface

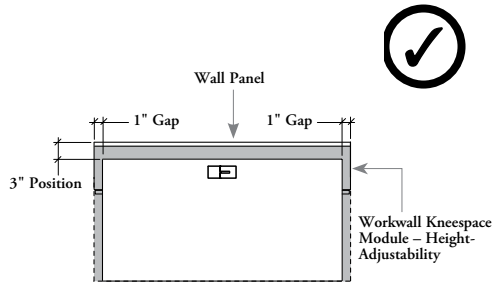

Clearance around Fixed Run-Off – Mid-Height and Height-Adjustable Rectangular Worksurface

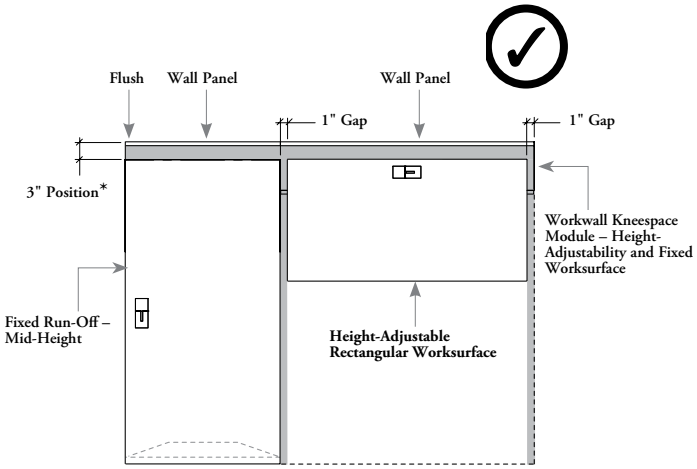

* Three positions are available for the Fixed Run-Off – Mid-Height. Refer to next page for more details

Clearance around L-Shape Worksurface

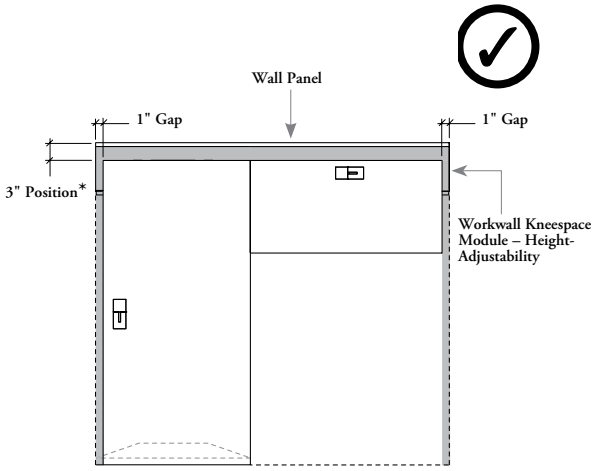

planning with height-adjustable worksurfaces (continued)

height-adjustable configurations

clearance around height-adjustable worksurface mounted on workwall credenza – height-adjustability

- These combinations of products will automatically ensure the 1" minimum clearance required all around the height-adjustable worksurface. Allowing up and down movement of the mechanism without damaging the adjacent products
- Other restrictions are applied when Height-Adjustable Worksurfaces are mounted on a Workwall Credenza – Height-Adjustability, refer to Workwall Storage section

Clearance around Height-Adjustable Peninsula or Run-Off (Shown)

– – – – = Footprint

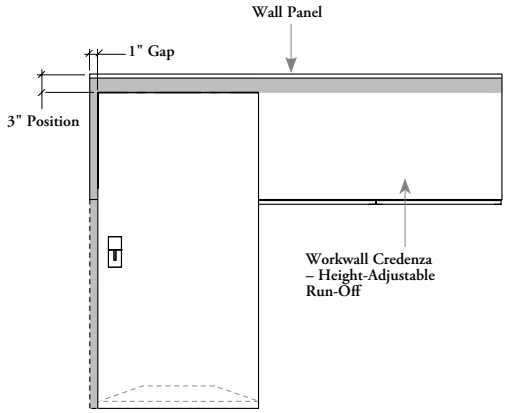

Clearance around Height-Adjustable Tapered Peninsula

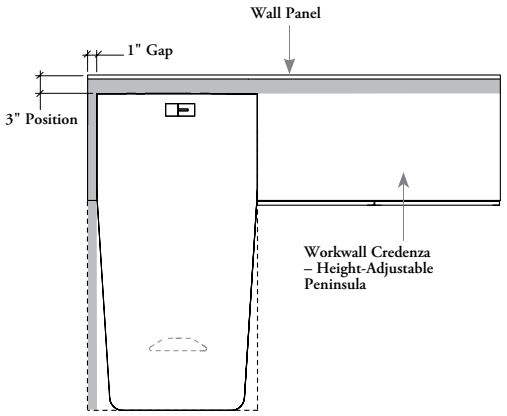

Recessed from Rear End of the Workwall Credenza or Kneespace Module – Height-Adjustability and for Height-Adjustable Worksurface

– Without wall panel: 3" recessed allows up/down movement without damaging the building wall

– With Wall Panel: Minimum 1" recessed allows up/down movement without damaging the Wall Panel or the mounted accessories

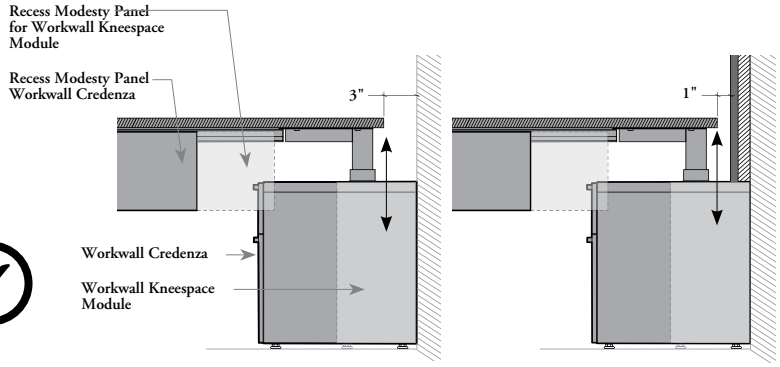

3" Recessed without Wall Panel

1" gap with Wall Panel with mounted accessories



- A Power Bar and Cover included with Wall Panel **cannot** be aligned with the end of a Height-Adjustable Worksurface because the worksurface interfered with electric plugs. Refer to page 280 for details

clearance around height-adjustable worksurface mounted on workwall kneespace module or credenza – height-adjustability

Clearance around Height-Adjustable Extended Tapered Peninsula

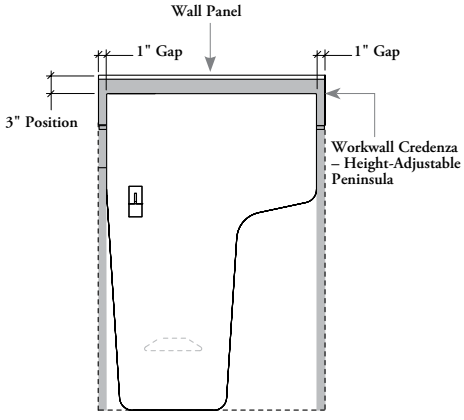

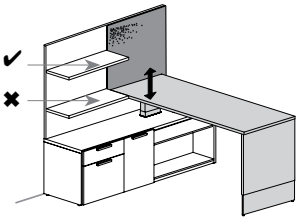

- The bottom shelf on Wall Panel **cannot** be specified right next to a Height-Adjustable Peninsula (BH_RP or BH_TP) or Run-Off (BH_RB or BHGRB) because the shelf may come into conflict

planning with height-adjustable worksurfaces (continued)

height-adjustable configurations

clearance around height-adjustable worksurface mounted on secondary desk

These combinations of products will automatically ensure the 1" minimum clearance required all around the height-adjustable worksurface. Allowing up and down movement of the mechanism without damaging the adjacent products

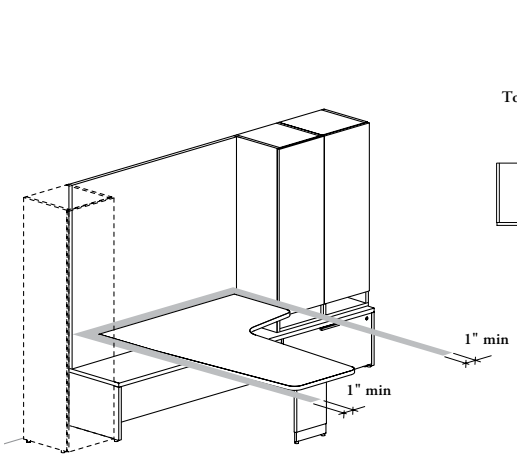

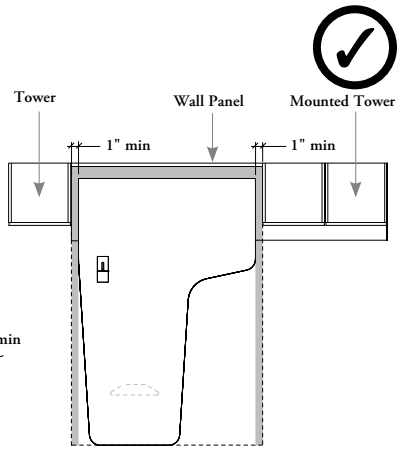

Minimum clearance allowed between Height-Adjustable Extended Tapered Peninsula, a Mounted Tower, a freestanding Tower and a Wall Panel

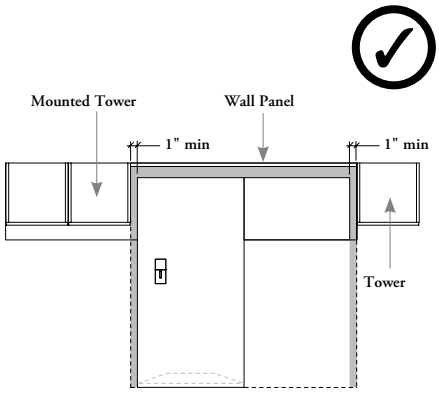

Minimum clearance allowed between Height-Adjustable L-Shape Worksurface, a Mounted Tower, a freestanding Tower and a Wall Panel

– – – – = Footprint

Special considerations must be taken when planning these following combinations of products, since the 1" minimum clearance required all around the height-adjustable worksurface **will not be** automatically ensured

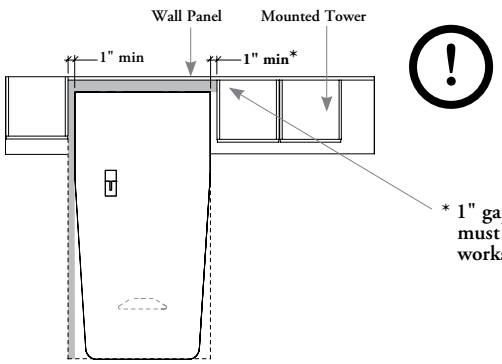

* 1" gap is not included in the design and must be considered when planning the workstation

Minimum clearance allowed between Height-Adjustable Tapered Peninsula, a Mounted Tower on both sides and a Wall Panel

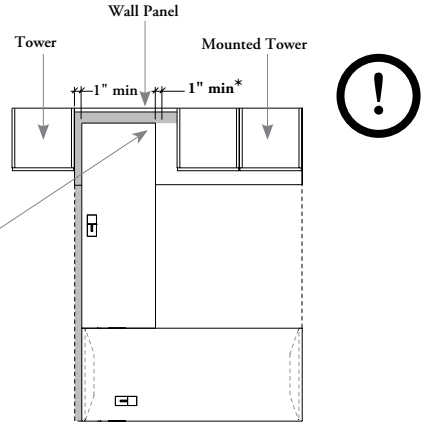

Minimum clearance allowed between Height-Adjustable U-Shape Desk, a Mounted Tower, a freestanding Tower and a Wall Panel

Recessed from Rear End of the Secondary Desk for Solid Height-Adjustable Worksurface

– Without wall panel: 3" recessed allows up/down movement without damaging the building wall

– With Wall Panel: Minimum 1" recessed allows up/down movement without damaging the Wall Panel or the mounted accessories

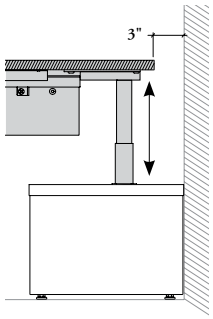

3" Recessed without Wall Panel

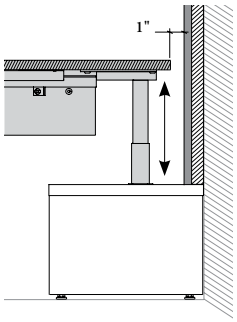

1" gap with Wall Panel with mounted accessories

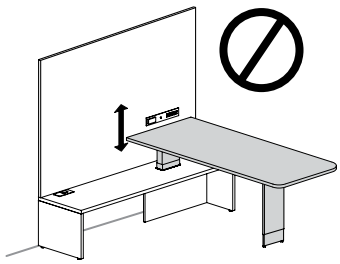

- A Power Bar and Cover included with Wall Panel **cannot** be aligned with the end of a Height-Adjustable Worksurface because the worksurface interfered with electric plugs. Refer to page 280 for details

planning with height-adjustable worksurfaces (continued)

height-adjustable configurations

Height-Adjustable Worksurfaces requires special considerations when used with a Secondary Desk. The following outlines the planning recommendations and restrictions.

height-adjustable worksurfaces and desk offset positions mounted on secondary desk

3" recessed from rear end of the Secondary Desk – Height-Adjustable Worksurface

Solid worksurfaces for Height-Adjustable Run-Off, Peninsula, Tapered Peninsula or Desk for U-Shape Workstation, or Run-Off with Glass Top allows a 1" gap on the visitor side

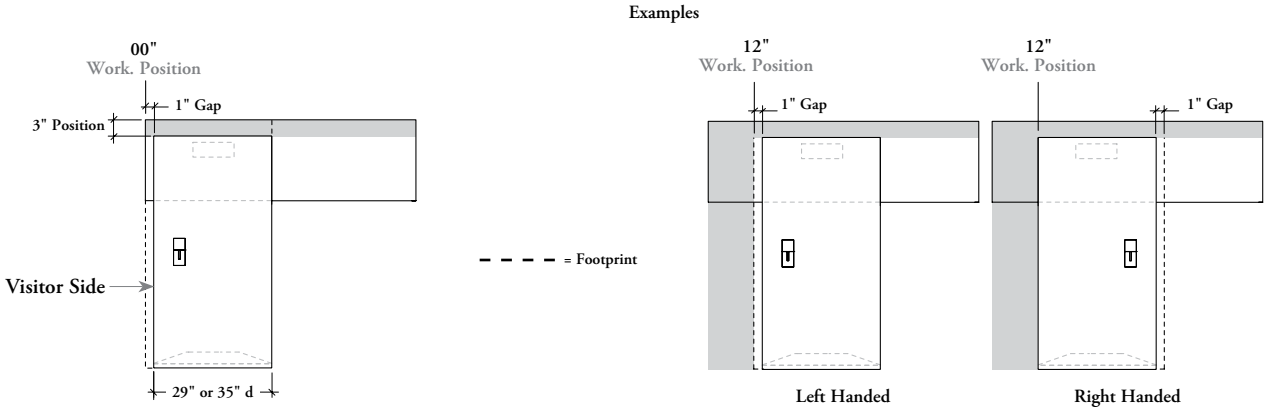

Height-Adjustable Run-Off (BH_RB or BHGRB) on High or Low Secondary Desk (BH_SRL or H)

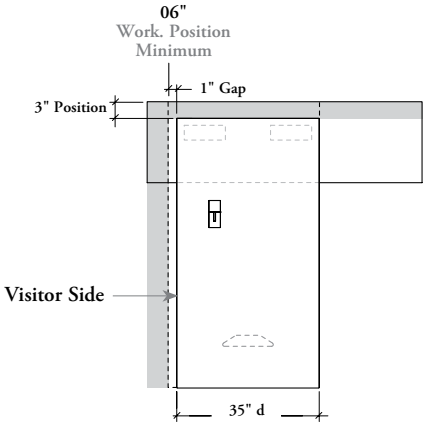

Height-Adjustable Peninsula (BH_RP) on High or Low Secondary Desk (BH_SBL or H)

planning with height-adjustable worksurfaces (continued)

height-adjustable configurations

height-adjustable worksurfaces offset positions mounted on secondary desk (continued)

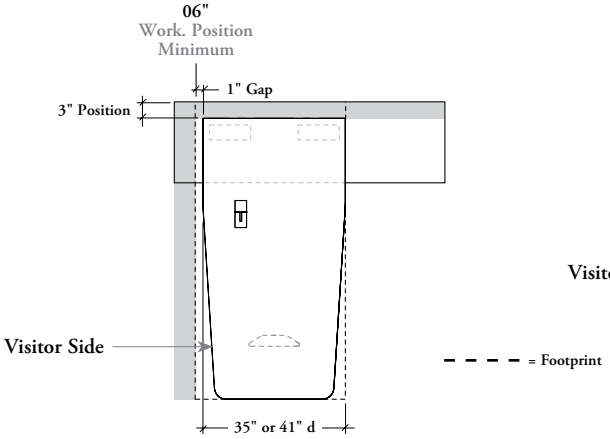

Height-Adjustable Tapered Peninsula (BH_TP) on High or Low Secondary Desk (BH_SBL or H)

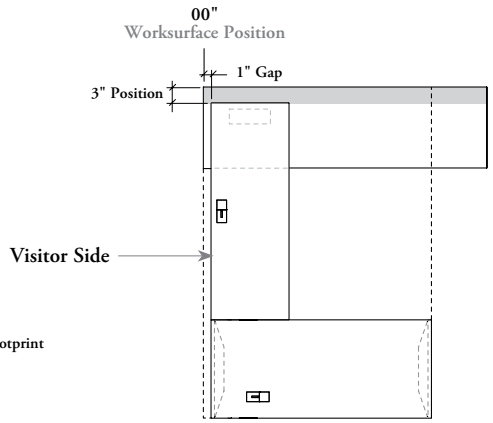

Height-Adjustable Desk for U-Shape Workstation (BH_UB) on High or Low Secondary Desk (BH_SRL or H)

Solid height-adjustable worksurfaces for 46" deep Height-Adjustable Extended Tapered Peninsula or all styles L-Shape Worksurfaces allows a 1" gap on visitor and user sides

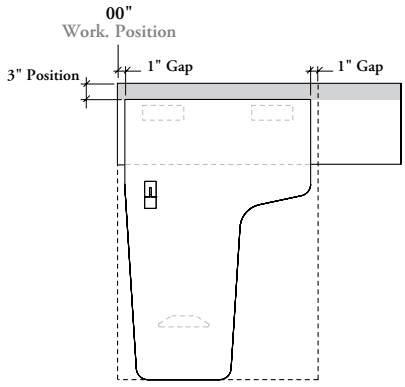

Height-Adjustable Extended Tapered Peninsula (BH_PE) on High or Low Secondary Desk (BH_SBL or H)

Examples

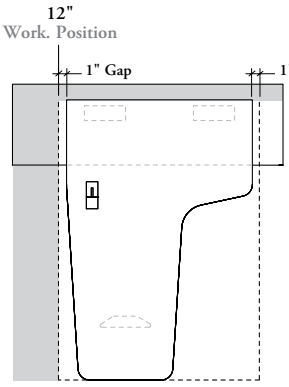

Left Handed

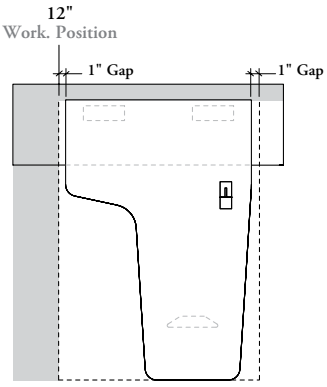

Right Handed

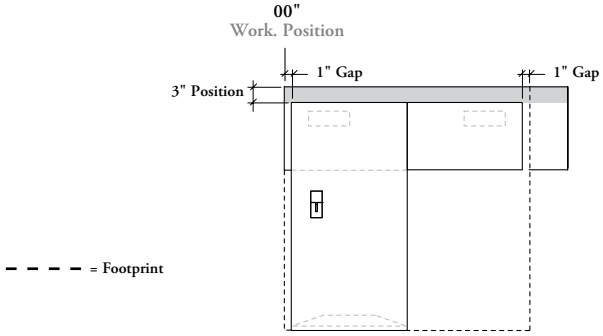

Height-Adjustable L-Shape Worksurfaces (BH_LB, BH_L, BH_LT) on High or Low Secondary Desk (BH_SLL or H)

secondary desk basics

height-adjustable configurations

Expansion Casegoods high or low secondary desk can be used with Height-Adjustable Worksurface to create diverse workstation configurations.

- Grain direction is available along the width only
- Available in thicknesses (M or X)

secondary desks

- When 1 3/16" (M) thickness is specified, the gables are 1" thick
- When 1 9/16" (X) thickness is specified, the gables are 1 1/2" thick
- Two Configurations are available:
  - High (H)
  - Low (L)
- Available Widths: 60" to 108" (6" increments)
- Available Depths: 20" or 24"
- Height-Adjustable Mechanism hardware comes with the Height-Adjustable Worksurfaces or Desks (as specified) to allow the use of a Secondary Desk
- Worksurfaces can be specified without (N) or with rectangular grommets, except for Secondary Desk – Height-Adjustable L-Shape Worksurface (BH_SL) comes with no grommet. Two position styles are available:
  - Left (L)
  - Right (R)
- Left or right option Rectangular Grommet are optimized for MAST or Swerv Monitor Arm application, see on page 182 for details
- Three styles can be specified:

Secondary Desk – Height-Adjustable Run-Off or U-Shape (BH_SR)

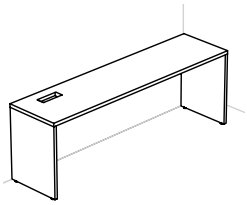

HIGH (H)

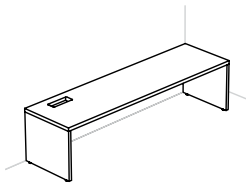

LOW (L)

Secondary Desk – Height-Adjustable Peninsula (BH_SB)

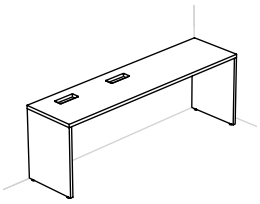

HIGH (H)

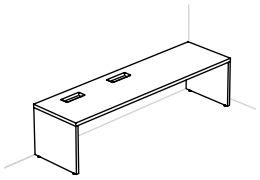

LOW (L)

Secondary Desk – Height-Adjustable L-Shape Worksurface (BH_SL)

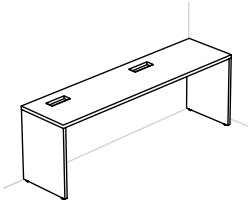

HIGH (H)

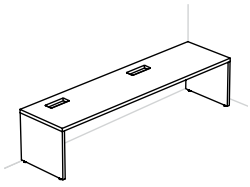

LOW (L)

High Configuration only:

- These storage or Open Section Cover (BSSCMH) are mandatory under high secondary desk to hide height-adjustable mechanism. Only Bookcases (BSSOH) and Multi-Functional Storage (BSSMH) can act as a passive storage

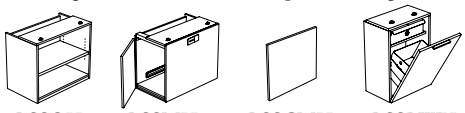

BSSOH BSSMH BSSCMH BSSRWH

- Stretch Pedestal (BSSPH) and Lateral File (BSSLH) **cannot** be installed in front of height-adjustable mechanism

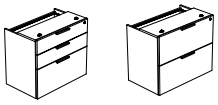

BSSPH BSSLH

Low Configuration only:

- These storage or Open Section Cover (BSSCML) are mandatory under low secondary desk to hide height-adjustable mechanism. Only Bookcases (BSSOL) can act as a passive storage



BSSOL BSSCML BSSRWL

- Lateral File (BSSLL) **cannot** be installed in front of height-adjustable mechanism



BSSLL

planning with secondary desks

height-adjustable configurations

Expansion Casegoods high or low secondary desk must be used with Height-Adjustable Worksurface to create diverse workstation configurations.

- Grain direction is available along the width only
- All solid products are available in thicknesses (1 3/16" (M) or 1 9/16" (X))

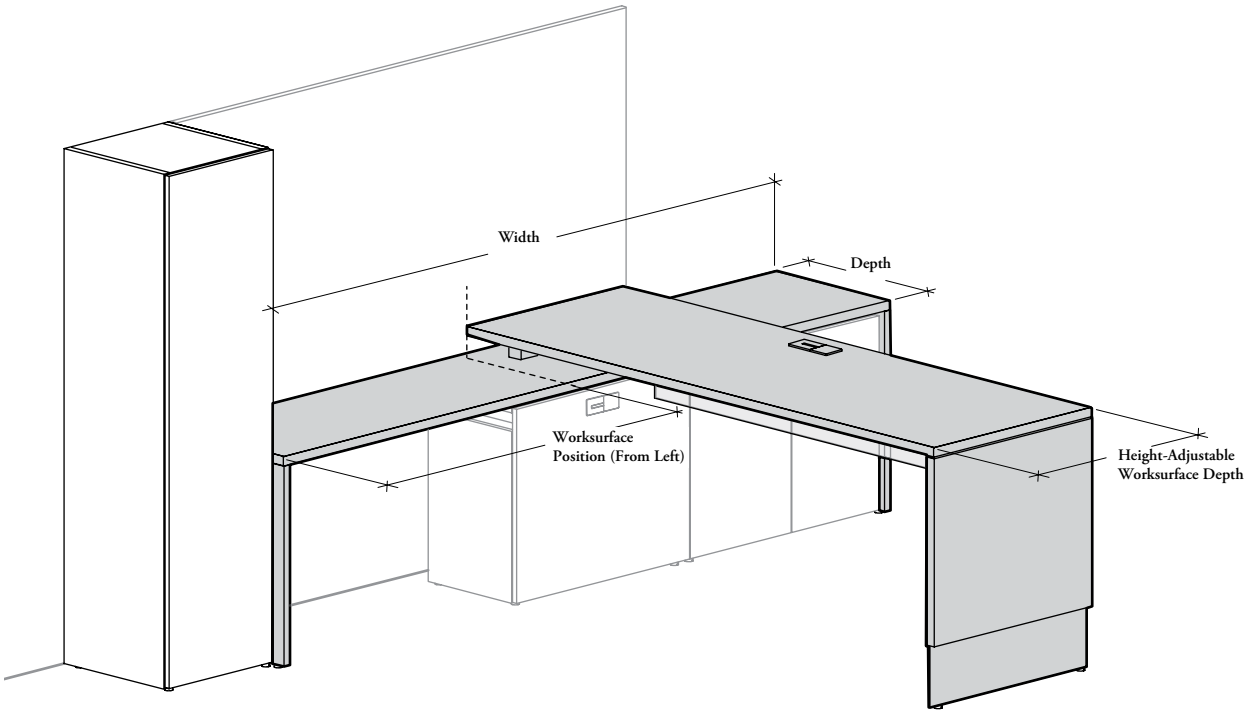

Example 1:

29" deep worksurface positionned at 18" from left

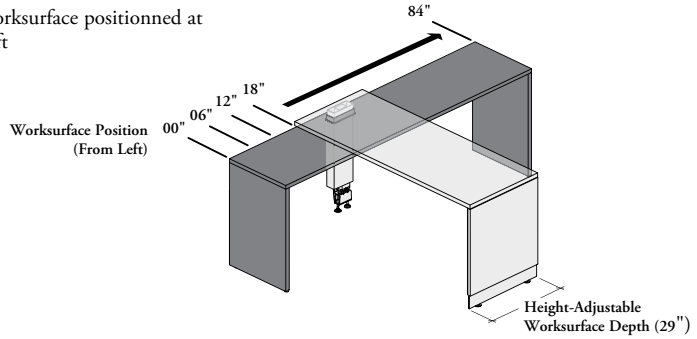

Mechanism Cut-out Position for Secondary Leg Mechanism on Secondary Desk

The cut-out on secondary desk is determined with the Height-Adjustable Worksurface Depth and the Worksurface Position (always specified from left)

Example 2:

23" deep worksurface positioned at 60" from left (aligned with the right end of the secondary desk while preserving the 1" pinch gap

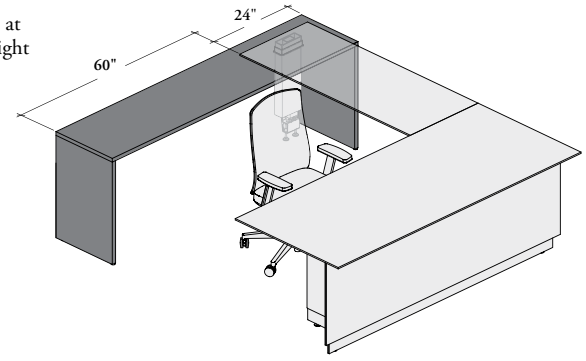

planning with secondary desks (continued)

height-adjustable configurations

The maximum unsupported span rule is the key of planning efficiently Height-Adjustable Multi-Level Workstations with Secondary Desk.

- The applications shown below are applicable with High or Low Secondary Desk for Height-Adjustable Worksurfaces.
- Enables L- or T-Shaped Configurations, but a maximum span must be respected
- Unsupported span rules illustred below are applicable with all Height-Adjustable Worksurfaces
- For more details on Height-Adjustable Worksurface on Secondary Desk Applications, refer to page 172

maximum unsupported span allowed – loaded rule

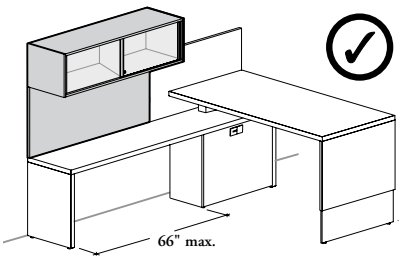

With Wall Panel for Overhead Cabinet and Overhead Cabinet Application

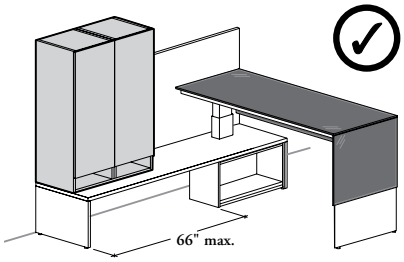

With Mounted Towers Application

- Secondary Desk is considered loaded when used with:
  - Wall Panels (B_WCC, B_WCO, B_WOO, B_WMO or B_WMM)
  - Mounted Towers (BRLL, BRLG, BRLO, BRHL, BRHG or BRHO)

- Maximum unsupported span allowed is 66"
- If the Secondary Desk is wider than 66", a Storage for Secondary Desk is necessary to reduce its unsupported span to a maximum of 66" between Height-Adjustable Mechanism and gable
- Open Section Cover – Secondary Desk is **not** structural and therefore **cannot** be used to reduce the unsupported span

maximum unsupported span allowed – not loaded rule

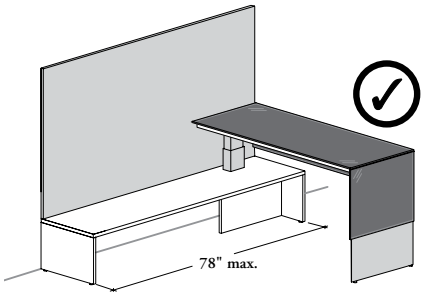

With or Without Wall Panel and Height-Adjustable Worksurface Application

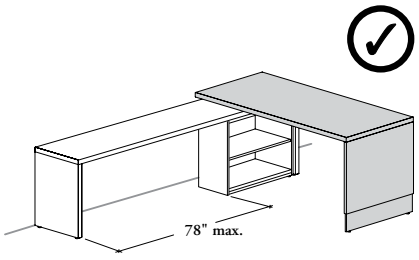

With or Without Wall Panel or Height-Adjustable Worksurface Application

- Maximum span allowed is 78"
- If the Secondary Desk is wider than 78", a Storage for Secondary Desk is necessary to reduce its unsupported span to a maximum of 78" between Height-Adjustable Mechanism and gable
- Open Section Cover – Secondary Desk is **not** structural and therefore **cannot** be used to reduce the unsupported span

height-adjustable worksurface finishes

height-adjustable configurations

Multi-Level Workstations and related parts are available in a wide variety of finish colors. Finish codes must be included in the order.

- All Laminate components are protected with a solid plastic edge
- For an overview of which products are offered in Flintwood finishes, refer to the Expansion Casegoods product map on Teknion's website
- **Not all** Thickness, Finish, Style or Color options are available, refer to the Finish Restrictions Chart on the following page

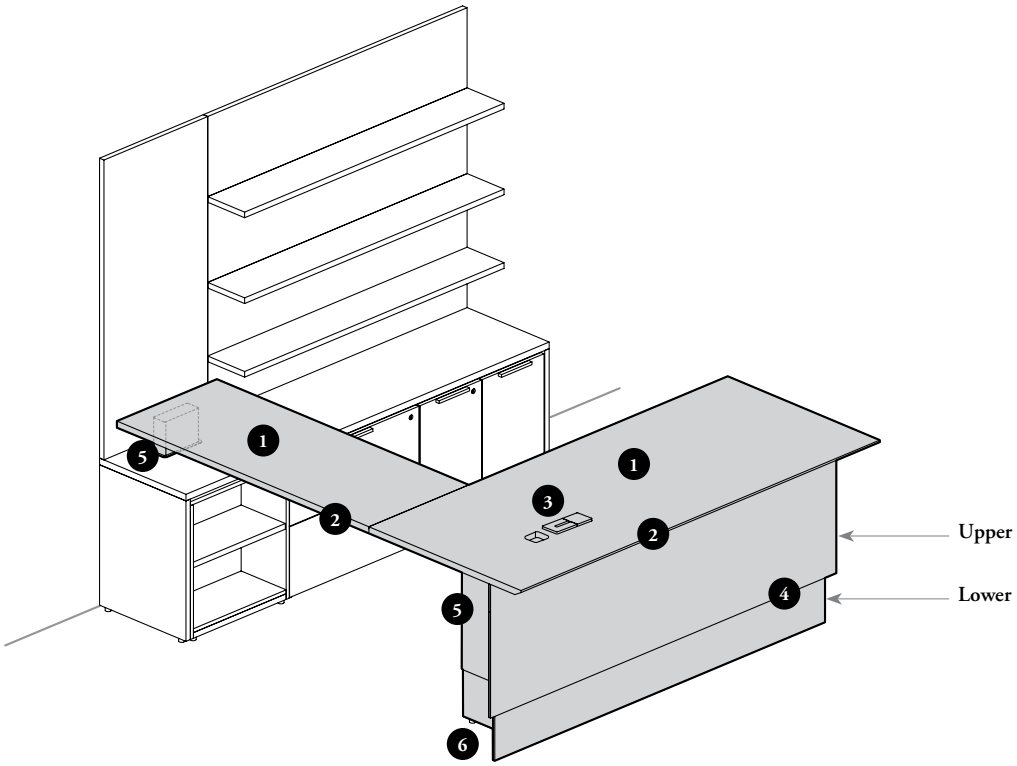

solid product finishes

1 Worksurface

Finishes:

– Foundation Laminate
– Grade 2 Laminate (No Accents)
– Flintwood (No Cathedral)

2 Worksurface Edge Trim

Edge Trim Styles:

– Straight Trim (3mm) (6)
– Flat Trim (1.5mm) (8)
– Flintwood Flat Trim (9)
– Full Knife Trim (F) (If Applicable)

3 Rectangular Grommet

Finishes:

– Foundation
– Mica

4 Upper and Lower Full-Modesty Panel and End Panel for Bevel Base

Finishes:

– Source Laminate
– Grade 2 Laminate (No Accents)
– Flintwood (No Cathedral)

5 Height-Adjustable Metal Offset Base, Metal Bevel Base, Metal Cantilever Mechanism, Metal Bevel Post Leg, Metal Run-Off Mechanism and Hardware

Finishes:

– Foundation
– Mica
– Coordinate Colors (If Applicable)

6 Leveler

Finish:

– Will match the metal base color

height-adjustable worksurface finishes (continued)

height-adjustable configurations

solid product finishes (continued)

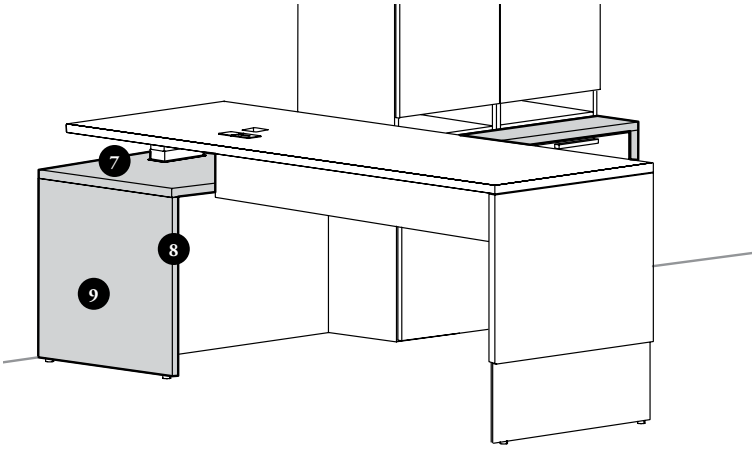

7 Secondary Desk Worksurface (BH_SR, BH_SB or BH_SL)

Finishes:

– Foundation Laminate
– Grade 2 Laminate (No Accents)
– Flintwood (No Cathedral)

8 Secondary Desk Edge Trim

Edge Trim Styles:

– Straight Trim (3mm) (6)
– Flat Trim (1.5mm) (8)
– Flintwood Flat Trim (9)

9 Secondary Desk Gable

Finishes:

– Source Laminate
– Flintwood (No Cathedral)

glass product finishes

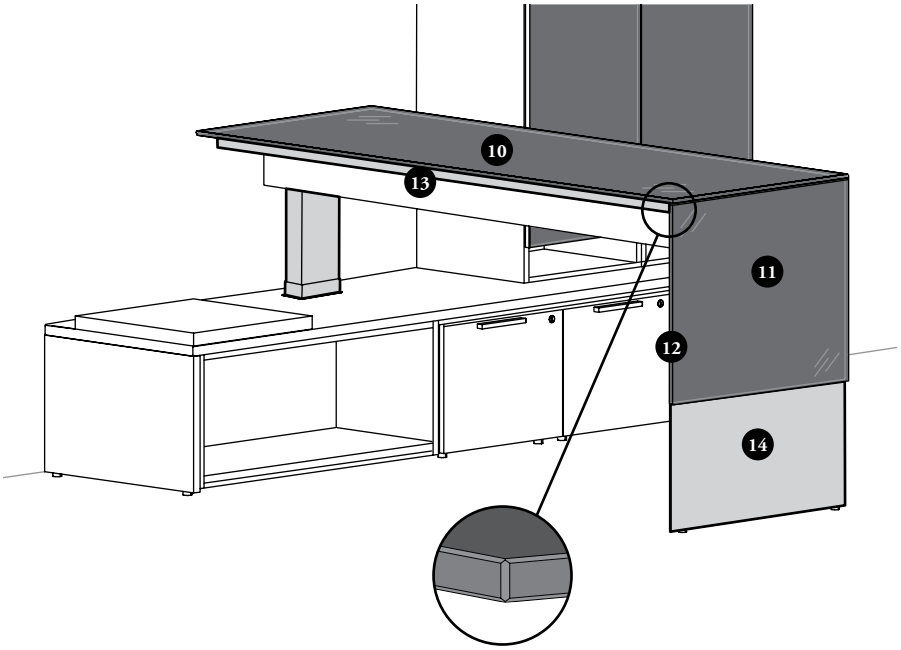

Glass Top Edge Corner

Are chamfered-flat polished and dubbed-corner

10 Glass Top and 11 Glass End Panel for Bevel Base (BHGRB)

Finishes:

• Glass Worksurface is available in 3/8" (10 mm) and End Panel is available in 1/4" (6 mm) Tempered Glass:
– Back-Painted

12 Protective Metal Trim on Glass End Panel for Bevel Base

Will match Back-Painted Glass finish

13 Top Frame, Support (Metal Bevel Base) 14 and Hardware

Finishes:

– Foundation
– Mica
– Coordinate Colors

height-adjustable worksurface finishes (continued)

height-adjustable configurations

finishes restriction chart

Worksurface Thickness	Worksurface Finish	Edge Trim Style	Edge Trim Finish	Some restrictions apply, see specification software for more details: Secondary Desk Gable Finish	Some restrictions apply, see specification software for more details: End Panel for Bevel Base, Upper and Lower Modesty Panel Finish
M 1 3/16"	Foundation Laminate	6 or 8	Edge Trim Colors *	Source Laminate or Flintwood (No Cathedral)	Source Laminate or Grade 2 Laminate (No Accents) or Flintwood (No Cathedral)
	Grade 2 Laminate (No Accents)	8	Edge Trim Colors		
	Flintwood (No Cathedral)	9	Match Flintwood Worksurface Finish		
X 1 9/16"	Foundation Laminate **	6	Edge Trim Colors **	Source Laminate or Flintwood (No Cathedral)	
	Flintwood (No Cathedral)	9	Match Flintwood Worksurface Finish		
V 1 3/16" Knife Edge	Foundation Laminate	F	Edge Trim Colors	N/A	Source Laminate or Grade 2 Laminate (No Accents) or Flintwood (No Cathedral)
	Grade 2 Laminate (No Accents)				

*** Except Black Matte, Baltic Ply, Clay Matte and Fossil Matte for Edge Trim Style (6) only**
**** Storm White, Very White, Crisp Grey, Soft Gris or Wood Prints only**

coordinate colors listing

The Coordinate Colors are solid colors that can be used to match wood prints. They are **not** available in the Fabric and Finishes Program

• Finishes:

M8 Royal Cherry
NB Ivory Birch
NC Provincial Oak
ND Coastal Elm
NJ Notherm Ash
NN Essential Oak
NW Essential Walnut
NX Smoked Oak
PU Basalt Walnut
PZ Craft Walnut
Q6 Stainless
Q9 Mercurial Walnut
R9 Choice Maple
V1 Estate Cherry
VD Campus Oak
VV Pecan Reflect

worksurface grommet, cut-out & monitor arm applications

fixed-height & height-adjustable configurations

- Product comes with worksurface grommets or cut-outs to add functionality above the worksurface
- **Not** all worksurface grommet or cut-out option/desk combinations are available. For details, refer to the following pages

Grommet Option

Two worksurface grommets are available:

- **Rectangular Grommet:** When this option is specified, the worksurface comes with a Rectangular Grommet that fit in a diamond cut-out. The diamond cut-out offer other accessory alternatives depending of desired functionality and must be specified separately
- **Square Grommet:** When this option is specified, the worksurface only comes with a cut-out and without grommet. The square cut-out allows installation of many accessories depending of desired functionality and must be specified to complete the installation

Cut-Out Option

Also two worksurface cut-outs are available:

- **Diamond Cut-Out:** When this option is specified, the worksurface only comes with a cut-out and without finition. The Diamond Cut-Out offer many accessory alternatives and must be specified separately
- **Square Cut-Out:** When this option is specified, the worksurface only comes with a cut-out and without finition. The Square Cut-Out allows installation of many accessories depending of desired functionality and must be specified to complete the installation
- Only available with:
  - Table Desk with Full Modesty – Open Frame Legs (B_MFWO)
  - Full-Modesty Fixed Run-Off – Offset Bases (BF_MR)
  - Full-Modesty Desks/Run-Offs – Offset Base(s) (BF_F, BF_R, BF_E, BF_L or BF_U)



Duo Grommet – Square (BLGQX)

This grommet provides aesthetic cables management from under to above worksurface with a retaining cable connector feature. For more details, refer to the Lighting, Electrics & Communications

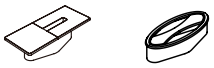

Rectangular (BLGC) or Elliptical (BLGE) Grommets

- Grommet provide aesthetic cables management from under to above worksurface. Both grommets worksurface with Diamond Cut-Out options. For more details, refer to the Lighting, Electrics & Communications

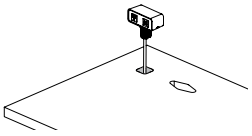

Power Qube

Provides Power, Data or USB access above worksurface and fits in the Square Cut-Out. For more details, refer to the Lighting, electrics & Communications

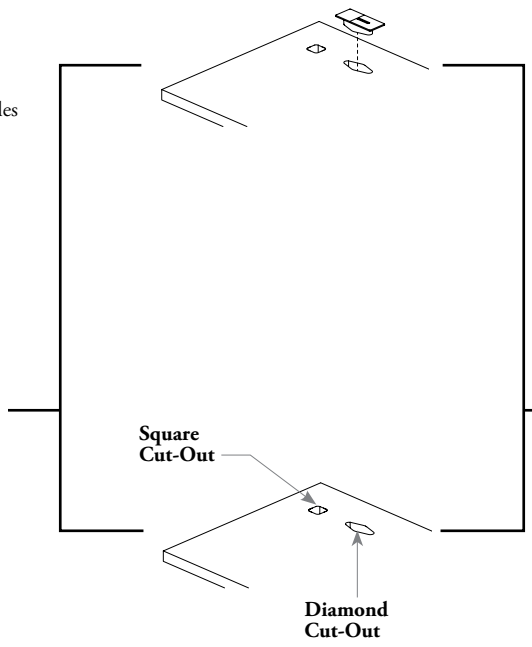

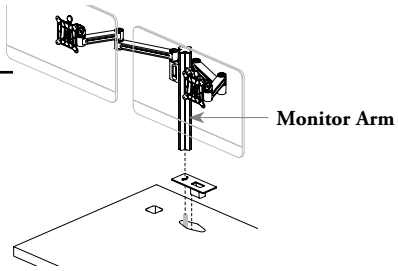

MAST and Swerv Monitor Arms

- Are designed for various levels of technology support (see Complements products)
- The Rectangular Grommet on worksurfaces can be replaced by a MAST Monitor Arm for Expansion Grommet (mounting option 5) or by a Swerv Monitor Arm for Diamond Grommet (mounting option 4)
- Left (shown below) and right rectangular grommet positions are optimized for monitor arms and prevent interference of mounting hardware with High Secondary Desks
- MAST Stanchions are limited to Single-Height only
- A maximum of two monitors can be mounted on all Height-Adjustable products and must remain above the worksurface at all time
- For glass top a specific shim is supply with the table to use it with a monitor arm in a Rectangular Grommet cut-out

Swerv Monitor Arms

Complements Swerv Monitor Arm with Desk edge clamp option can be installed on height-adjustable worksurface. Except worksurface with glass



Swerv Monitor Arm with Markerboard, Fabric or Felt Screen

When planning with High Secondary Desk, edge-clamped monitor arm **cannot** be mounted above the secondary desk

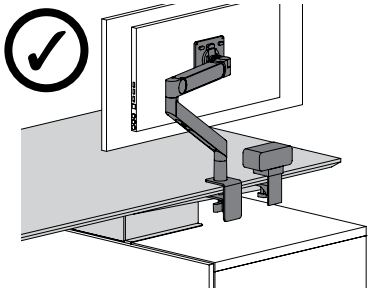

Swerv Monitor Arm with Fixed-Height or Height-Adjustable Cantilever Run-Off

planning with multi-level workstations – worksurface grommet or cut-out positions

fixed-height & height-adjustable configurations

- Grommet or Cut-Out Style should be determined at time of specification. The surface will come with pre-drilled holes to ease the installation
- The grommet or cut-out position may slighly vary depending the worksurface type (solid or glass top and with or without Workwall Storage or Secondary Desk)
- **No** cut-outs are available on the Cantilever Worksurfaces. Therefore, cut outs for accessories mounted through the surface must be cut on site
- **Not** all grommet or cut-out option/desk combinations are available; see individual product pages

fixed-height worksurfaces

Table Desk – Open Frame Legs (B_MDWO), Table Desk with End Panels – Frame Legs with Infill (B_MDWF) and Primary Desk for U-Shape Configuration (B_MDG)

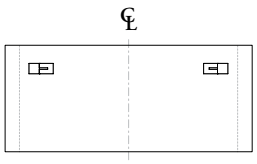

(B) Both Ends – Rectangular

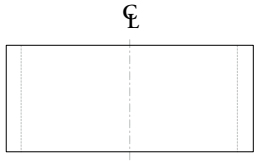

(N) No Grommet

Table Desk with Full Modesty – Open Frame Legs (B_MFWO)

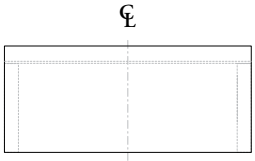

(N) No Cut-Out

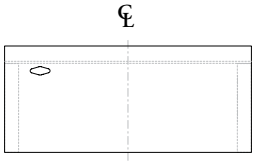

(0) Left – Diamond Cut-Out

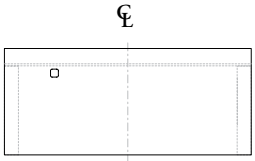

(1) Left – Square Cut-Out

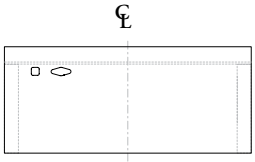

(2) Left – Square and Diamond Cut-Outs

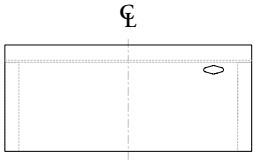

(3) Right – Diamond Cut-Out

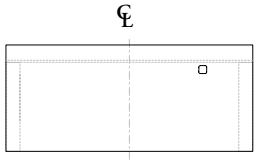

(4) Right – Square Cut-Out

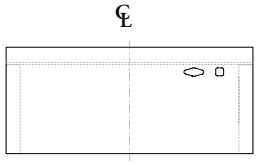

(5) Right – Square and Diamond Cut-Outs

Fixed-Height Desk – Bevel Bases (B_MDWB)

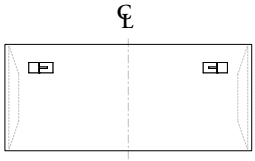

(B) Both Ends – Rectangular

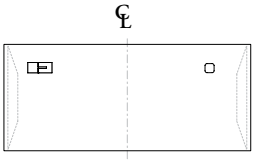

(H) Both Ends – Rectangular (L) & Square (R)

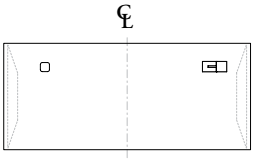

(I) Both Ends – Square (L) & Rectangular (R)

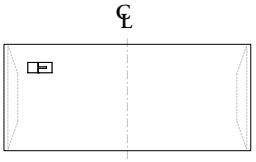

(L) Left – Rectangular

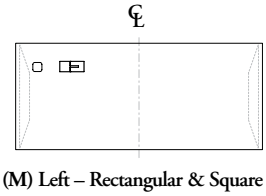

(M) Left – Rectangular & Square

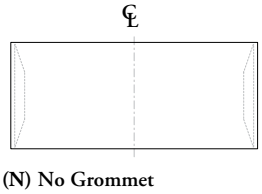

(N) No Grommet

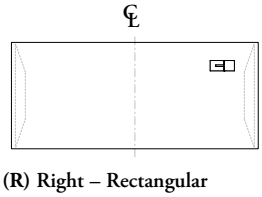

(R) Right – Rectangular

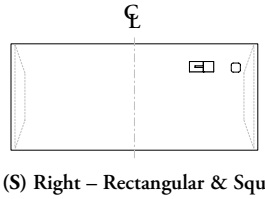

(S) Right – Rectangular & Square

planning with multi-level workstations – worksurface grommet or cut-out positions (continued)

fixed-height & height-adjustable configurations

The orientation of the surface is determined when the user is positioned in front of the wall panel and/or the mounting support of the worksurface

fixed-height & full-modesty fixed worksurfaces (continued)

Primary Peninsula Desk for U-Shape Configuration (B_MDS)

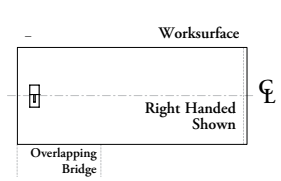

(E) End of Worksurface – Rectangular

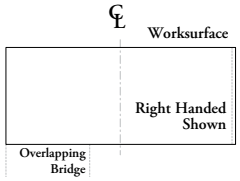

(N) No Grommet

Fixed Run-Off – Mid-Height (BM_R)
(Mid-Height (K) – Workwall Kneespace Modules (BHKHF or BHKFW), Workwall Bookcase (BSMOBW) or Workwall Credenzas (BSMWL or BSMCFW))

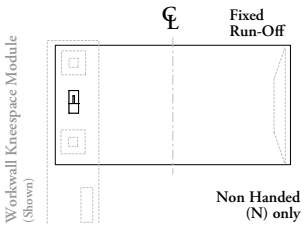

(E) End of Worksurface – Rectangular

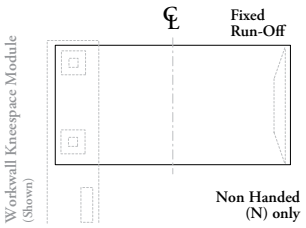

(N) No Grommet

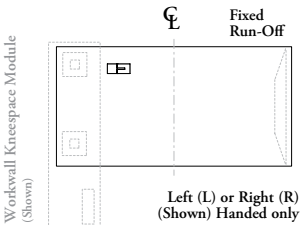

(O) Offset – Rectangular

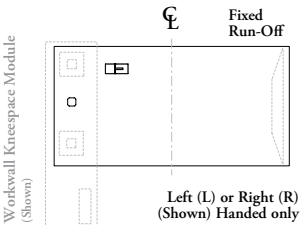

(P) Offset – Rectangular and Square

Fixed Extended Tapered Peninsula – Mid-Height (BM_EP)
(Mid-Height (K) – Workwall Kneespace Module (BHKFW), Workwall Bookcase (BSMOBW) or Workwall Credenza (BSMCFW))

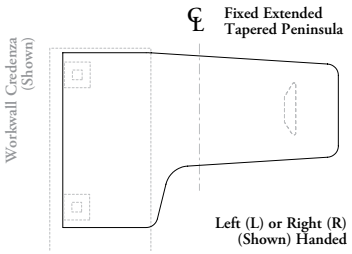

(N) No Grommet

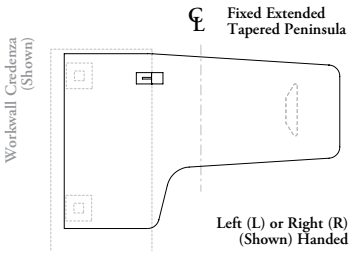

(O) Offset – Rectangular

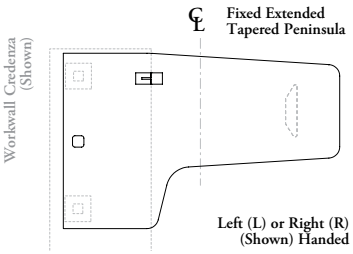

(P) Offset – Rectangular and Square

Full-Modesty Fixed Run-Off – Offset Base (BF_MR)
(Mid-Height (K) – Workwall Kneespace Module (BHKFR))

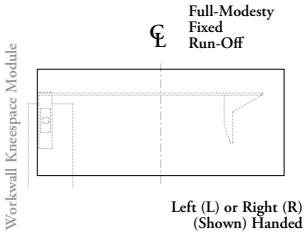

(N) No Cut-Out

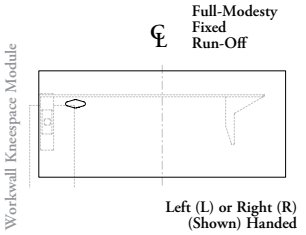

(0) Offset – Diamond Cut-Out

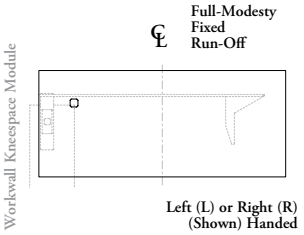

(1) Offset – Square Cut-Out

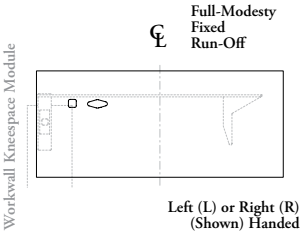

(2) Offset – Square and Diamond Cut-Outs

planning with multi-level workstations – worksurface grommet or cut-out positions (continued)

fixed-height & height-adjustable configurations

fixed-height worksurfaces (continued)

Run-Off Worksurface – High Secondary Desk (B_MHH)
(High Secondary Desk (B_MSDH))

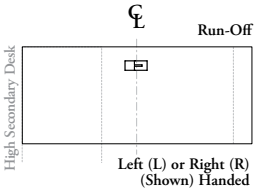

(C) Centered – Rectangular

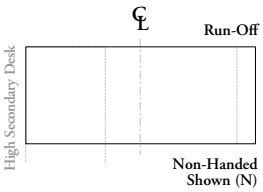

(N) No Grommet

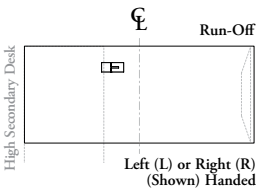

(O) Offset – Rectangular

Run-Off with Glass Top – High Secondary Desk (BGMTH)
(High Secondary Desk (B_MSDH))

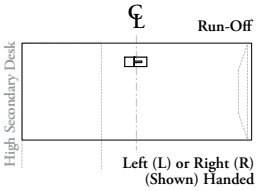

(C) Centered – Rectangular

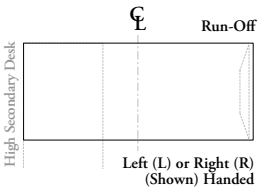

(N) No Grommet

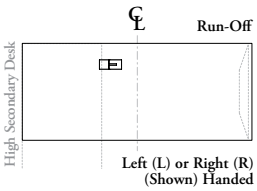

(O) Offset – Rectangular

Overlapping Bridge – High Secondary Desk (B_MBH)
(High Secondary Desk (B_MSDH))

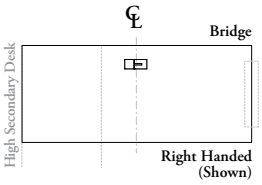

(C) Centered – Rectangular

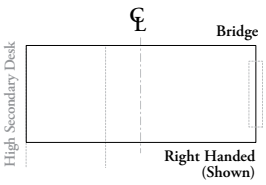

(N) No Grommet

Run-Off Worksurface – Low Secondary Desk (B_MPL) and
Run-Off Worksurface with End Support – Low Secondary Desk (B_MPG)
(Low Secondary Desk (B_MSDL))

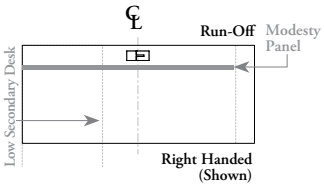

(C) Centered – Rectangular

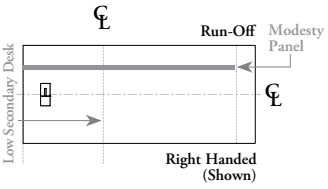

(E) End of Worksurface – Rectangular

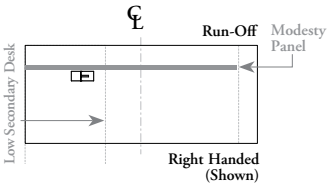

(L) Left – Rectangular

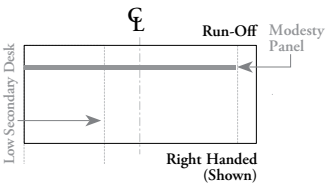

(N) No Grommet

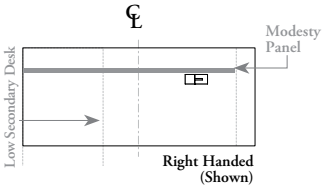

(R) Right – Rectangular

planning with multi-level workstations – worksurface grommet or cut-out positions (continued)

fixed-height & height-adjustable configurations

fixed-height worksurfaces (continued)

Run-Off with Glass Top – Low Secondary Desk (BGMTL)
(Low Secondary Desk (B_MSDL))

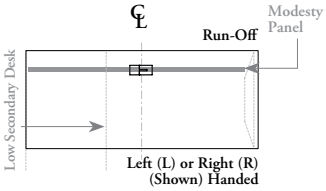

(C) Centered – Rectangular

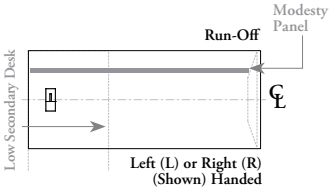

(E) End of Worksurface – Rectangular

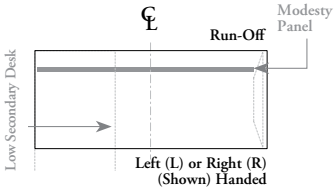

(N) No Grommet

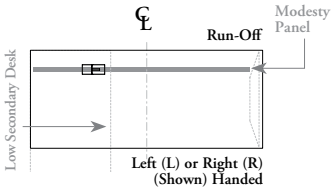

(O) Offset – Rectangular

Overlapping Bridge – Low Secondary Desk (B_MBL) and Overlapping Bridge with End Support – Low Secondary Desk (B_MBG)
(Low Secondary Desk (B_MSDL))

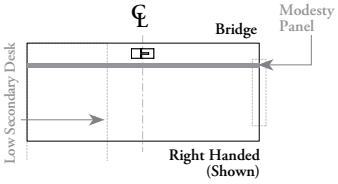

(C) Centered – Rectangular

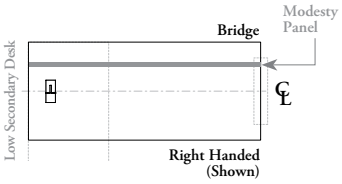

(E) End of Worksurface – Rectangular

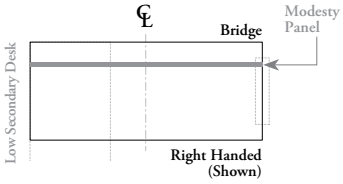

(N) No Grommet

High or Low Secondary Desk (B_MSDH or L)

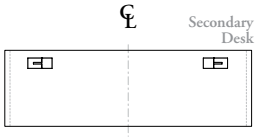

(B) Both Ends – Rectangular

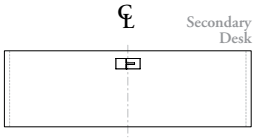

(C) Centered – Rectangular

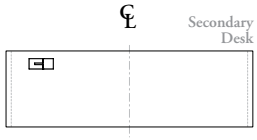

(L) Left – Rectangular

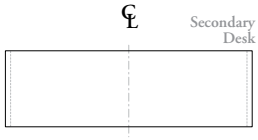

(N) No Grommet

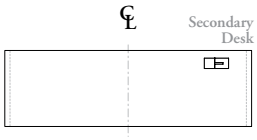

(R) Right – Rectangular

planning with multi-level workstations – worksurface grommet or cut-out positions (continued)

fixed-height & height-adjustable configurations

The orientation of the surface is determined when the user is positioned in front of the wall panel and/or the mounting support of the worksurface

height-adjustable worksurfaces

Height-Adjustable Desk – Bevel Bases (BH_FB)

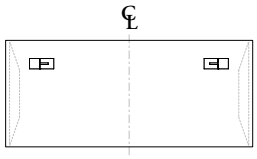

(B) Both Ends – Rectangular

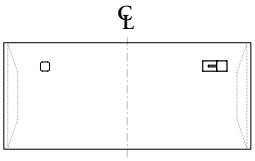

(I) Both Ends – Square (L) & Rectangular (R)

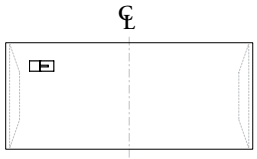

(L) Left – Rectangular

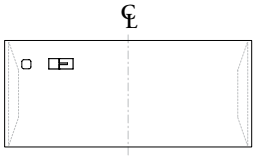

(M) Left – Rectangular & Square

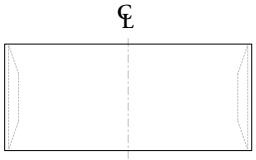

(N) No Grommet

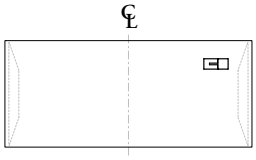

(R) Right – Rectangular

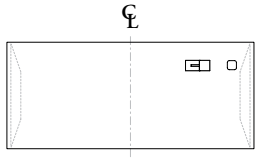

(S) Right – Rectangular & Square

Height-Adjustable L-Shape Desk – Bevel Bases (BH_LD)

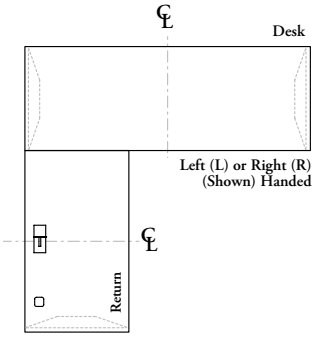

(A) Rectangular and Square on Return

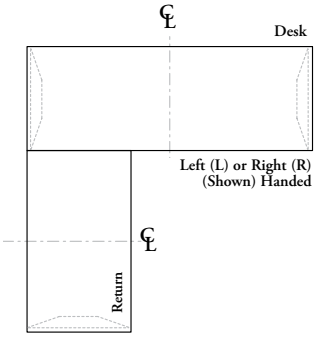

(N) No Grommet

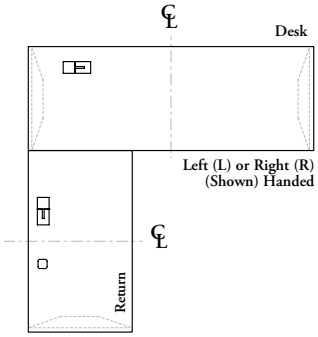

(Q) Rectangular on Desk and Return/Square on Return

Height-Adjustable L-Shape Corner Desk – Bevel Bases (BH_LC)

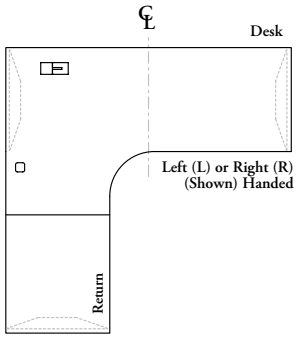

(A) Rectangular and Square

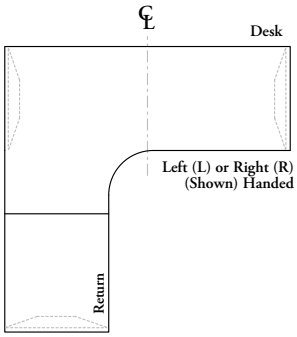

(N) No Grommet

planning with multi-level workstations – worksurface grommet or cut-out positions (continued)

fixed-height & height-adjustable configurations

height-adjustable & full-modesty height-adjustable worksurfaces (continued)

Height-Adjustable L-Shape Peninsula Desk – Bevel Post Leg (BH_B)

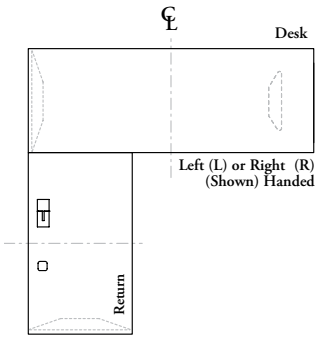

(A) Rectangular and Square on Return

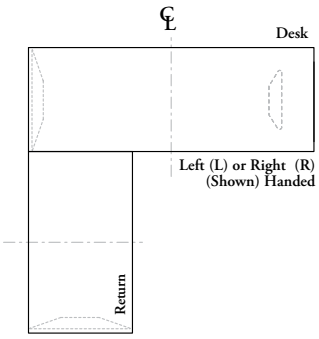

(N) No Grommet

Full-Modesty Height-Adjustable Desk – Offset Bases (BF_F)

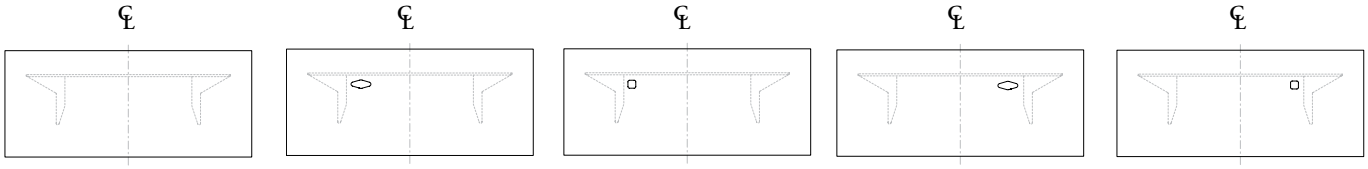

(N) No Cut-Out **(0)** Left – Diamond Cut-Out **(1)** Left – Square Cut-Out **(3)** Right – Diamond Cut-Out **(4)** Right – Square Cut-Out

Full-Modesty Height-Adjustable Run-Off – Offset Base (BF_R)
(Mid-Height (K) – Workwall Kneespace Module (BHKHM))

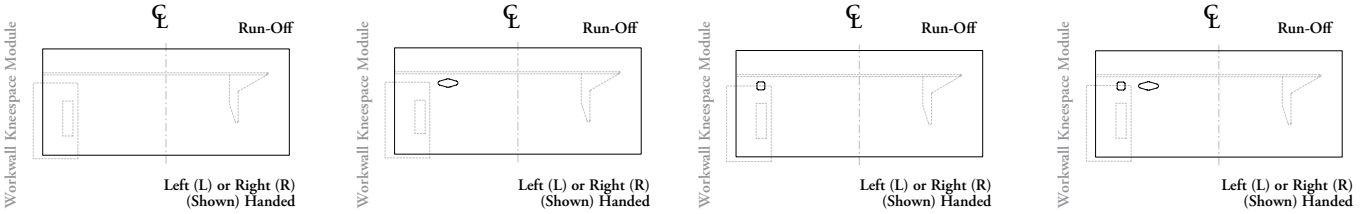

(N) No Cut-Out **(0)** Offset – Diamond Cut-Out **(1)** Offset – Square Cut-Out **(2)** Offset – Square & Diamond Cut-Outs

Full-Modesty Height-Adjustable Extended Run-Off – Offset Base (BF_E)
(Mid-Height (K) – Workwall Kneespace Module (BHKHL))

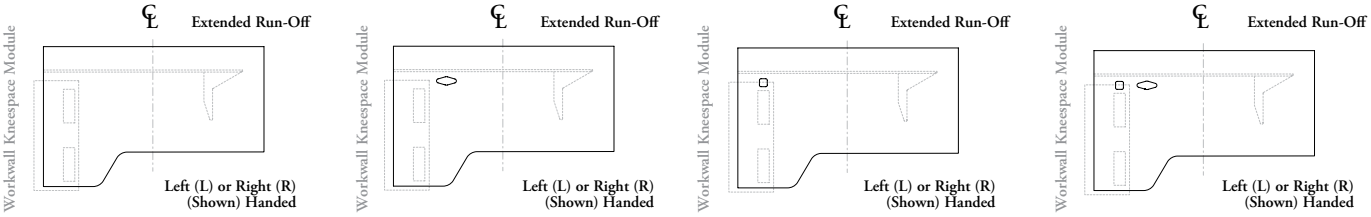

(N) No Cut-Out **(0)** Offset – Diamond Cut-Out **(1)** Offset – Square Cut-Out **(2)** Offset – Square & Diamond Cut-Outs

planning with multi-level workstations – worksurface grommet or cut-out positions (continued)

fixed-height & height-adjustable configurations

full-modesty height-adjustable worksurfaces (continued)

Full-Modesty Height-Adjustable L-Shape Run-Off – Offset Base (BF_LK)
(Mid-Height (K) – Workwall Kneespace Module (BHKHL))

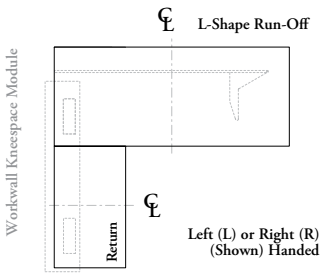

(N) No Cut-Out

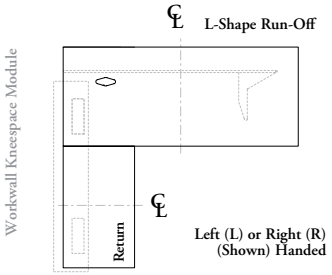

(0) Offset – Diamond Cut-Out

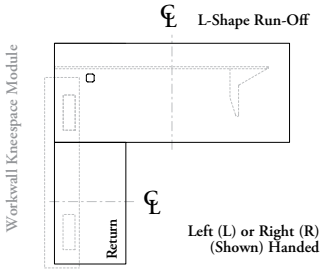

(1) Offset – Square Cut-Out

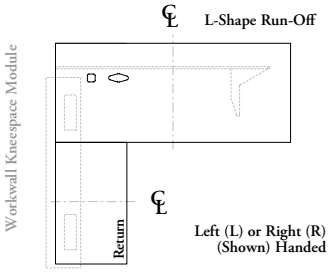

(2) Offset – Square & Diamond Cut-Outs

Full-Modesty Height-Adjustable Desk for U-Shape – Offset Bases (BF_U)
(Mid-Height (K) – Workwall Credenzas (BSMHLR or BSMCHR) or High Secondary (H) – Secondary Desk (BH_SR)

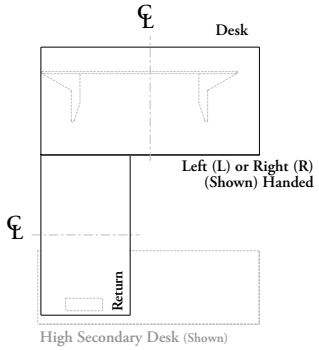

(N) No Cut-Out

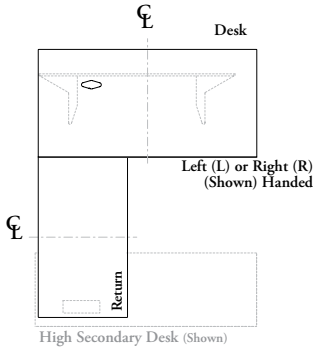

(0) Offset – Diamond Cut-Out

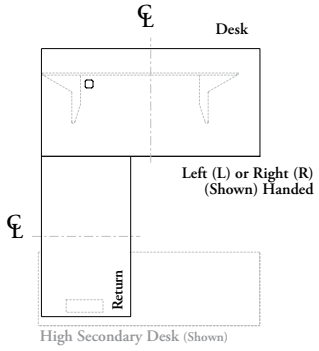

(1) Offset – Square Cut-Out

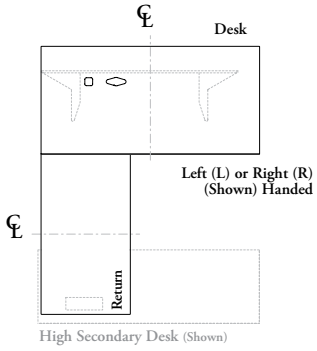

(2) Offset – Square & Diamond Cut-Outs

planning with multi-level workstations – worksurface grommet or cut-out positions (continued)

fixed-height & height-adjustable configurations

height-adjustable worksurfaces (continued)

Height-Adjustable Rectangular Worksurfaces (BH_RL and BH_RC)
(Mid-Height (K) – Workwall Kneespace Modules (BHKHW or BHKHF))

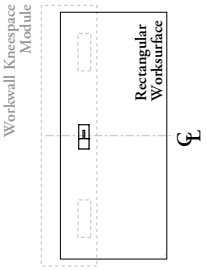

(C) Centered – Rectangular

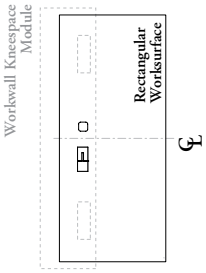

(D) Centered – Rectangular (L) and Square (R)

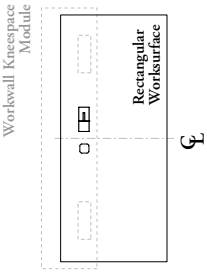

(E) Centered – Square (L) and Rectangular (R)

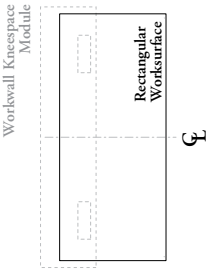

(N) No Grommet

Height-Adjustable Run-Off – Bevel Base (BH_RB) or Height-Adjustable Run-Off with Glass Top – Bevel Base (BHGRB)
(Mid-Height (K) – Workwall Credenzas (BSMHLR or BSMCHR) or Low Secondary (L) – Secondary Desk (BH_SR))

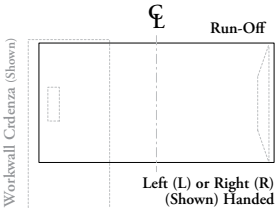

(N) No Grommet

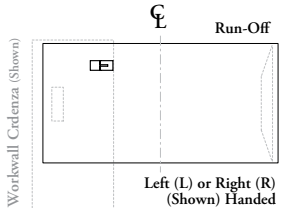

(O) Offset – Rectangular

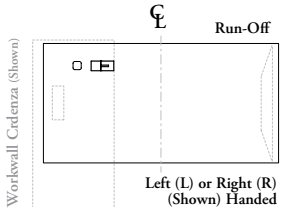

(P) Offset – Rectangular and Square

Height-Adjustable Run-Off– Bevel Base (BH_RB) or Height-Adjustable Run-Off with Glass Top – Bevel Base (BHGRB)
(High Secondary (H) – Secondary Desk BH_SR))

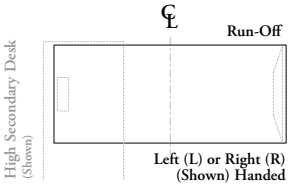

(N) No Grommet

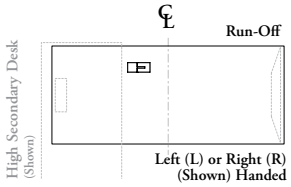

(O) Offset – Rectangular

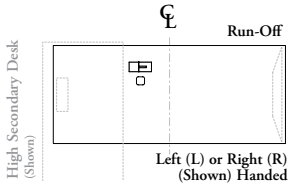

(P) Offset – Rectangular & Square
***Not applicable with BHGRB**

Height-Adjustable Peninsula – Bevel Post Leg (BH_RP)
(Mid-Height (K) – Workwall Kneespace Modules (BHKHW), Workwall Bookcase (BSMOBH), Workwall Credenzas (BSMHDP or BSMHCP) or Low Secondary (L) – Secondary Desk (BH_SB))

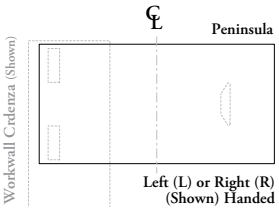

(N) No Grommet

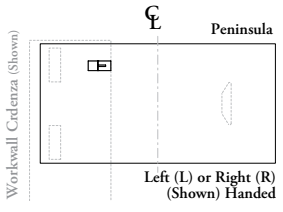

(O) Offset – Rectangular

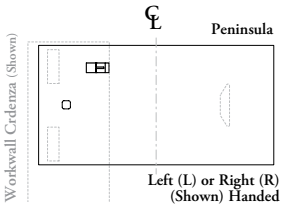

(P) Offset – Rectangular and Square

planning with multi-level workstations – worksurface grommet or cut-out positions (continued)

fixed-height & height-adjustable configurations

height-adjustable worksurfaces (continued)

Height-Adjustable Peninusla – Bevel Post Leg (BH_RP)
(High Secondary (H) – Secondary Desk (BH_SB))

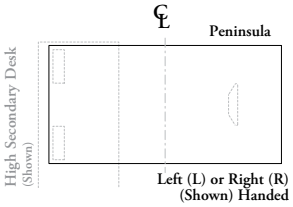

(N) No Grommet

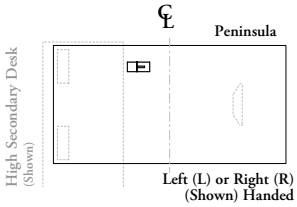

(O) Offset – Rectangular

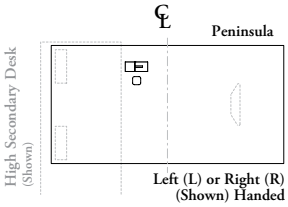

(P) Offset – Rectangular and Square

Height-Adjustable Tapered Peninsula – Bevel Post Leg (BH_TP)
(Mid-Height (K) – Workwall Kneespace Modules (BHKHW), Workwall Bookcase (BSMOBH), Workwall Credenzas (BSMHDP or BSMHCP) or Low Secondary (L) – Secondary Desk (BH_SB))

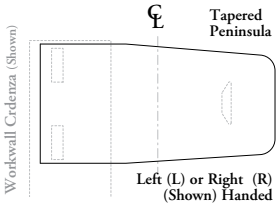

(N) No Grommet

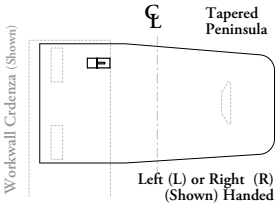

(O) Offset – Rectangular

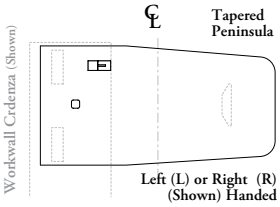

(P) Offset – Rectangular and Square

Height-Adjustable Tapered Peninusla – Bevel Post Leg (BH_TP)
High Secondary (H) – Secondary Desk (BH_SB))

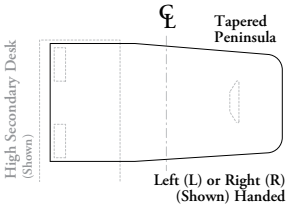

(N) No Grommet

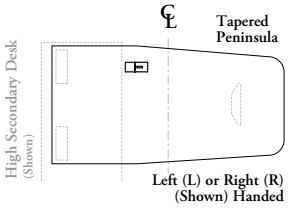

(O) Offset – Rectangular

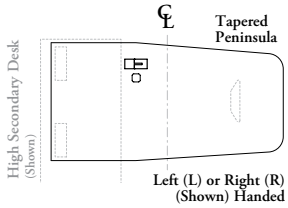

(P) Offset – Rectangular and Square

Height-Adjustable Extended Tapered Peninsula – Bevel Post Leg (BH_PE)
(Mid-Height (K) – Workwall Kneespace Modules (BHKHW), Workwall Bookcase (BSMOBH), Workwall Credenzas (BSMHCP) or Low Secondary (L) – Secondary Desk (BH_SB))

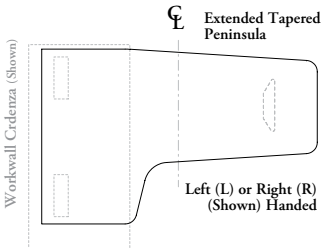

(N) No Grommet

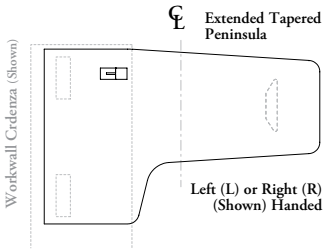

(O) Offset – Rectangular

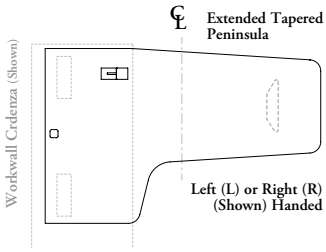

(P) Offset – Rectangular and Square

planning with multi-level workstations – worksurface grommet or cut-out positions (continued)

fixed-height & height-adjustable configurations

height-adjustable worksurfaces (continued)

Height-Adjustable Extended Tapered Peninsula – Bevel Post Leg (BH_PE)
(High Secondary (H) – Secondary Desk (BH_SB)

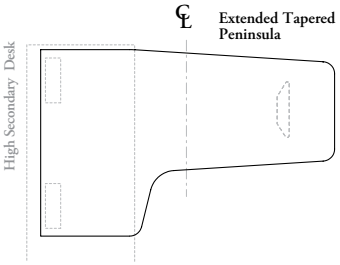

(N) No Grommet

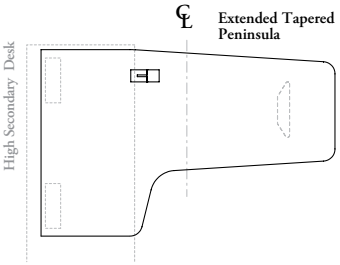

(O) Offset – Rectangular

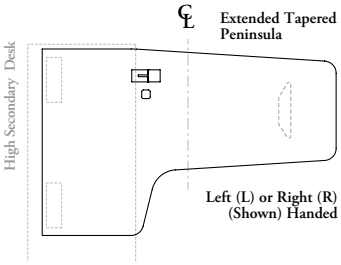

(P) Offset – Rectangular and Square

Height-Adjustable L-Shape Run-Off – Bevel Base (BH_LB)
(Mid-Height (K) – Workwall Kneespace Module (BHKHW) or Low Secondary (L) – Secondary Desk (BH_SL))

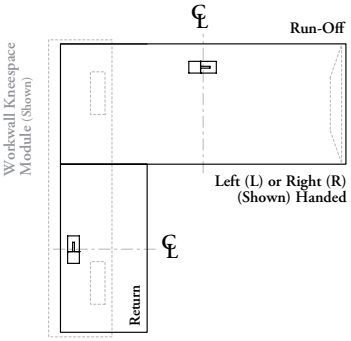

(C) Centered – Rectangular on Desk and Return

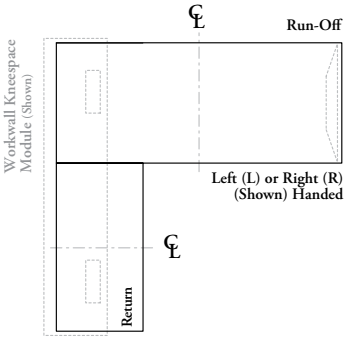

(N) No Grommet

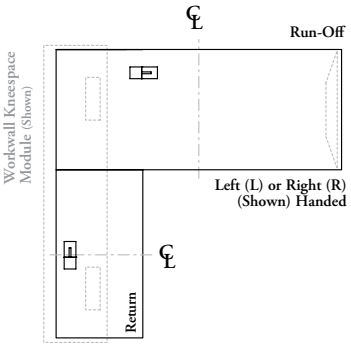

(O) Rectangular on Desk and Return

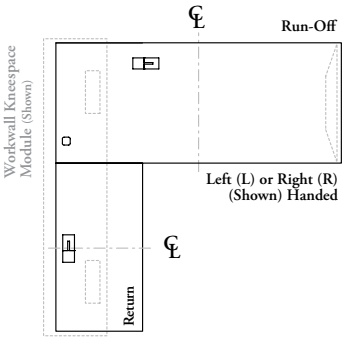

(P) Rectangular on Desk and Return/Square on Desk

planning with multi-level workstations – worksurface grommet or cut-out positions (continued)

fixed-height & height-adjustable configurations

height-adjustable worksurfaces (continued)

Height-Adjustable L-Shape Run-Off – Bevel Base (BH_LB)
(High Secondary (H) – Secondary Desk (BH_SL))

* When Grommet Option (C, O or P) is specified on High Secondary (H) configuration, the Rectangular Grommet is **not** available on Return.

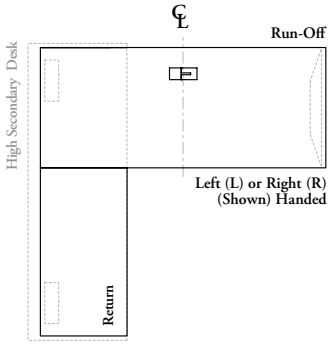

(C) Centered – Rectangular on Desk and Return*

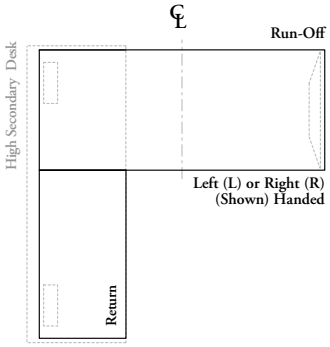

(N) No Grommet

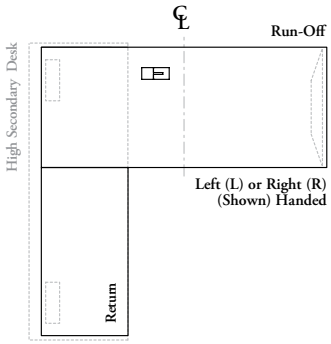

(O) Rectangular on Desk and Return*

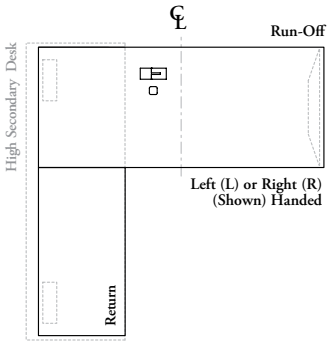

(P) Rectangular on Desk and Return/Square on Desk*

Height-Adjustable L-Shape Peninsula – Bevel Post Leg (BH_L)
(Mid-Height (K) – Workwall Kneespace Module (BHKHW) or Low Secondary (L) – Secondary Desk (BH_SL))

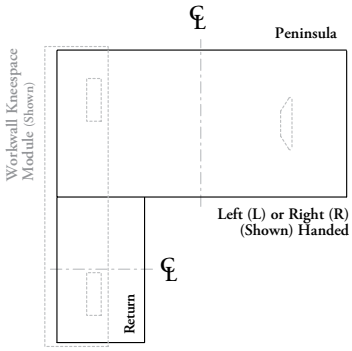

(N) No Grommet

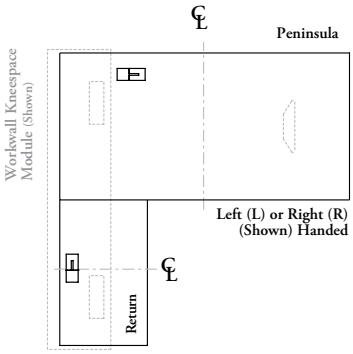

(O) Rectangular on Desk and Return

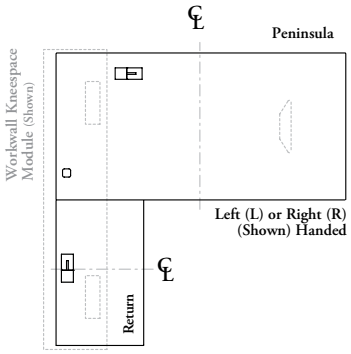

(P) Rectangular on Desk and Return/Square on Desk

planning with multi-level workstations – worksurface grommet or cut-out positions (continued)

fixed-height & height-adjustable configurations

height-adjustable worksurfaces (continued)

Height-Adjustable L-Shape Peninsula – Bevel Post Leg (BH_L)
(High Secondary (H) – Secondary Desk (BH_SL))

* When Grommet Option (O or P) is specified on High Secondary (H) configuration, the Rectangular Grommet is **not** available on Return.

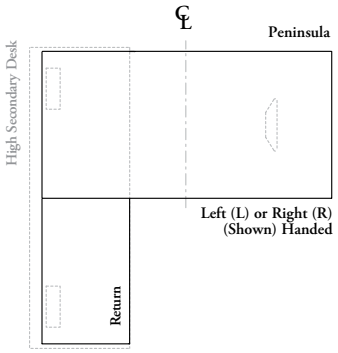

(N) No Grommet

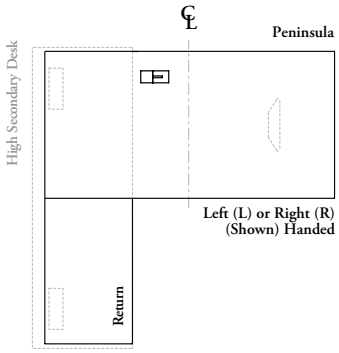

(O) Rectangular on Desk and Return*

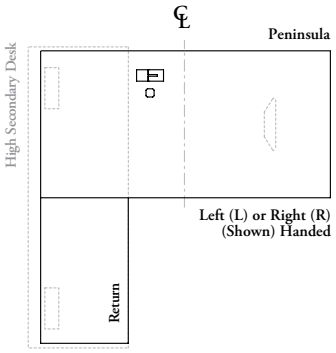

(P) Rectangular on Desk and Return/Square on Desk*

Height-Adjustable L-Shape Tapered Peninsula – Bevel Post Leg (BH_LT)
(Mid-Height (K) – Workwall Kneespace Module (BHKHW) or Low Secondary (L) – Secondary Desk (BH_SL))

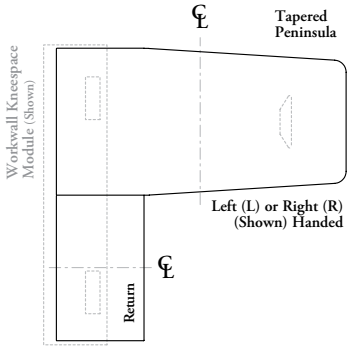

(N) No Grommet

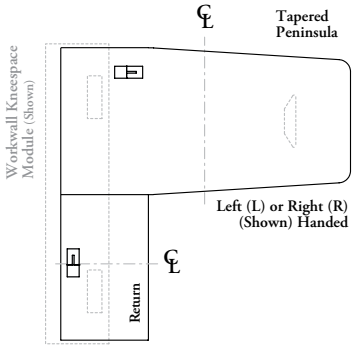

(O) Rectangular on Desk and Return

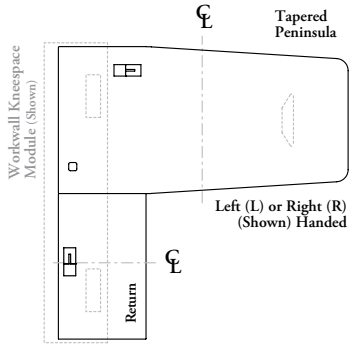

(P) Rectangular on Desk and Return/Square on Desk

Height-Adjustable L-Shape Tapered Peninsula – Bevel Post Leg (BH_LT)
(High Secondary (H) – Secondary Desk (BH_SL))

* When Grommet Option (O or P) is specified on High Secondary (H) configuration, the Rectangular Grommet is **not** available on Return.

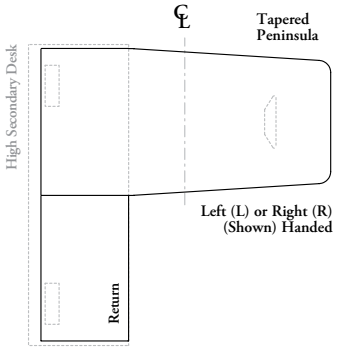

(N) No Grommet

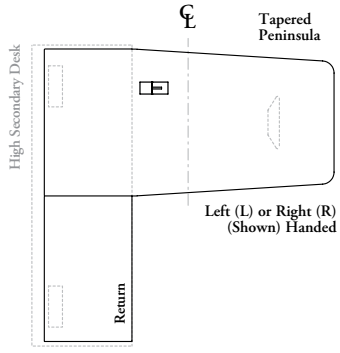

(O) Rectangular on Desk and Return*

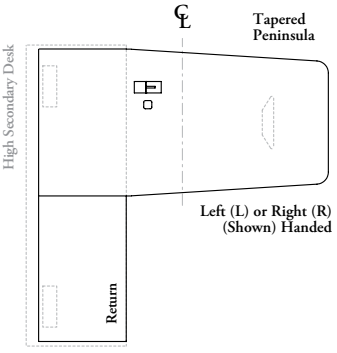

(P) Rectangular on Desk and Return/Square on Desk*

planning with multi-level workstations – worksurface grommet or cut-out positions (continued)

fixed-height & height-adjustable configurations

height-adjustable worksurfaces (continued)

Height-Adjustable Desk for U-Shape Workstation – Bevel Bases (BH_UB) on Mid-Height (K) – Workwall Credenzas (BSMHLR or BSMCHR), Low (L) or High Secondary (H) – Secondary Desk (BH_SR))

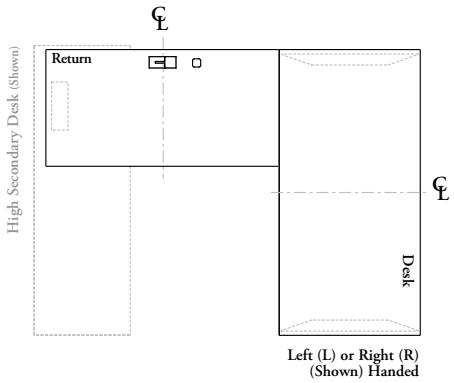

(A) Rectangular & Square on Return

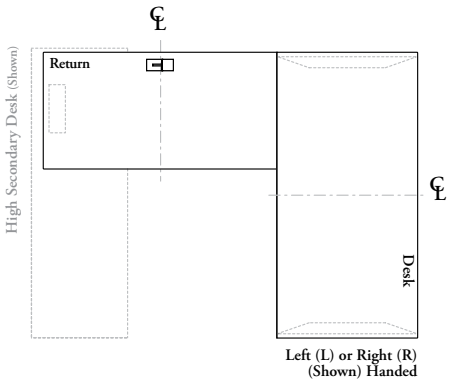

(C) Rectangular on Return

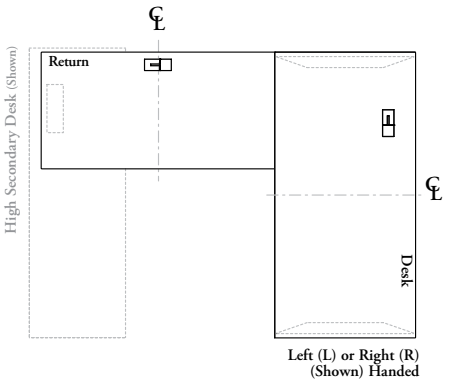

(O) Rectangular on Desk and Return

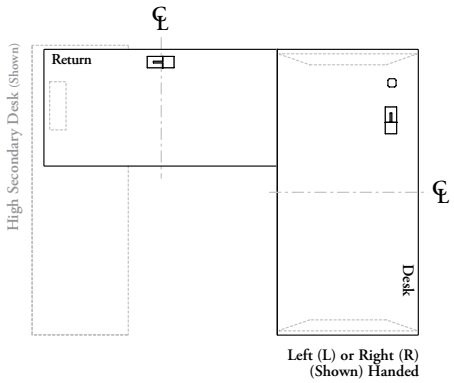

(P) Rectangular on Desk & Return/ Square on Desk

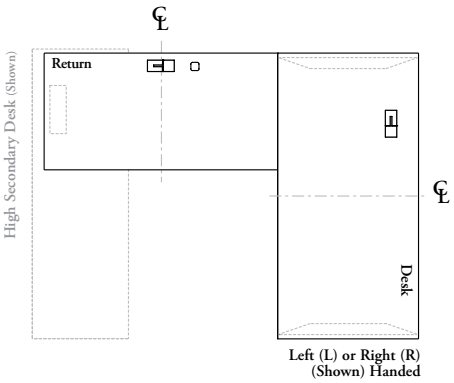

(Q) Rectangular on Desk and Return/ Square on Return

High or Low Secondary Desk – Height-Adjustable Run-Off or U-Shape (BH_SRH or L)

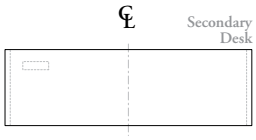

(N) No Grommet

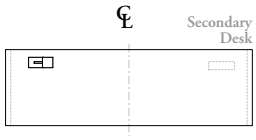

(L) Left

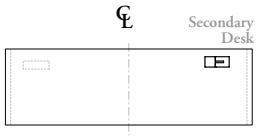

(R) Right

High or Low Secondary Desk – Height-Adjustable Peninsula (BH_SBH or L)

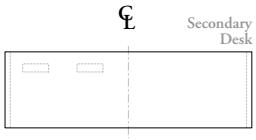

(N) No Grommet



(L) Left

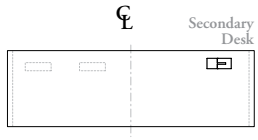

(R) Right

edge trim styles overview – multi-level workstations

fixed-height & height-adjustable configurations

The chart below indicates which edge trim styles can be specified with all multi-level surface finishes.

The Flintwood Flat Trim (9) always match surface color finish

edge on product	description	foundation laminate worksurface finish	grade 2 lam. worksurface finish	flintwood worksurface finish	**Applicable** with multi-level worksurface...
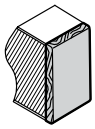 **Straight Trim (6)** (Available with 1 3/16" (M) or 1 9/16" (X) Thickness)	**Straight Corner Style** 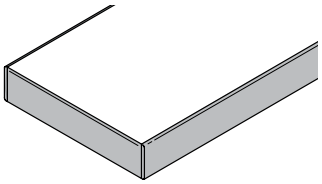 3 mm thick on all edges	Yes	n/a	n/a	All Laminate Fixed-Height and Height-Adjustable Multi-Level Workstations
	Radius Corner Style 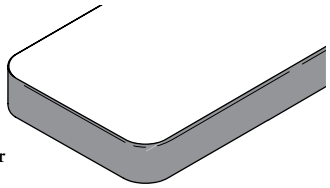 3 mm thick on all edges **3 mm thick Straight Trim** (Only available with 1 9/16 " (X) Thickness)	Yes	n/a	n/a	**B_MCR** **BM_R** **BH_B** **BH_CR** **BH_EP** **BH_LC** **BH_RL** **BH_RC** **BH_RP** **BH_TP** **BH_PE** **BH_L** **BH_LT**
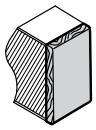 **Flat Trim (8)** (Only available with 1 3/16" (M)	**Straight Corner Style only** 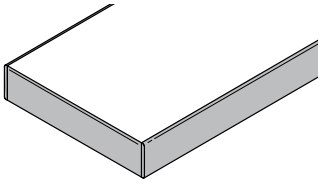 1.5 mm thick on all edges	Yes	Yes	n/a	All Laminate Fixed-Height and Height-Adjustable Multi-Level Workstations
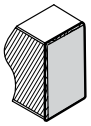 **Flintwood Flat Trim (9)**	**Straight Corner Style** 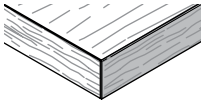 1.4 mm thick on width and depth edges and, 0.5 mm non-user edge	n/a	n/a	Yes	All Solid Fixed-Height and Height-Adjustable Multi-Level Workstations
	Radius Corner Style 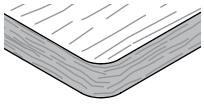 1.5 mm thick on all edges	n/a	n/a	Yes	**B_MCR** **BM_R** **BH_B** **BH_CR** **BH_EP** **BH_LC** **BH_RL** **BH_RC** **BH_RP** **BH_TP** **BH_PE** **BH_L** **BH_LT**
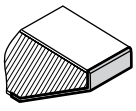 **Full Knife Trim (F)** (Only available with 1 3/16" Knife Edge (V) Thickness only)	**Straight Corner Style only** 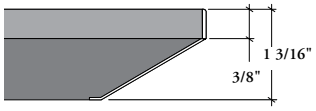 1.5 mm thick on all edges	Yes (foundation laminate only)	n/a	n/a	**BF_MR** **B_MCR** **BM_R** **B_MHH** **BF_F** **BF_R** **BF_L** **BF_U** **BH_CR** **BH_RL** **BH_RC** **BH_RP** **BH_L**

edge trim styles overview – multi-level workstations (continued)

fixed-height & height-adjustable configurations

full knife trim (F) applications

Shading indicates Full Knife Edge (F) applications. Other edges are using Flat Trim (8)

multi-level workstation – fixed-height products

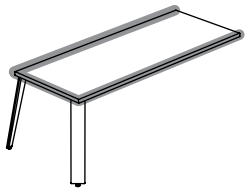

Run-Off Worksurface – High Secondary Desk (B_MHH)

Only with Blade Leg (K) or Central Square Post Leg (Q) Support Style

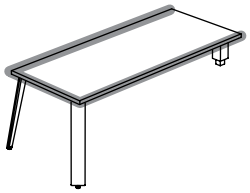

Fixed Run-Off – Mid-Height (BM_R)

Only with Blade Leg (K) or Bevel Post Leg (L) Support Style

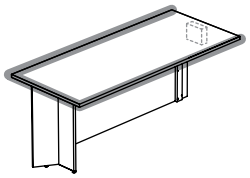

Full-Modesty Fixed Run-Off – Offset Base (BF_MR)

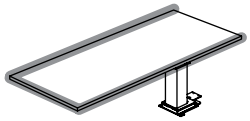

Fixed-Height Cantilever Rectangular Run-Off (B_MCR)

multi-level workstation – height-adjustable products

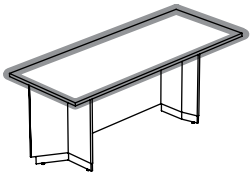

Full-Modesty Height-Adjustable Desk – Offset Bases (BF_F)

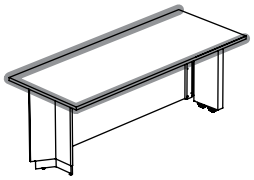

Full-Modesty Height-Adjustable Run-Off – Offset Base (BF_R)

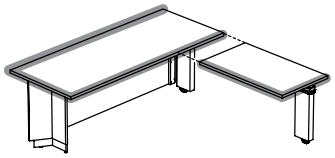

Full-Modesty Height-Adjustable L-Shape Run-Off Worksurface – Offset Base (BF_L)

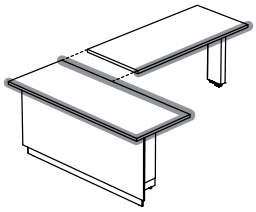

Full-Modesty Height-Adjustable Desk for U-Shape Workstation – Offset Bases (BF_U)

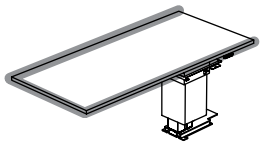

Height-Adjustable Cantilever Rectangular Run-Off (BH_CR)

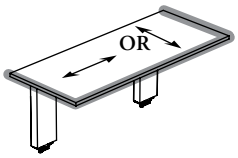

Heigh-Adjustable Rectangular Worksurfaces (BH_RL or BH_RC)

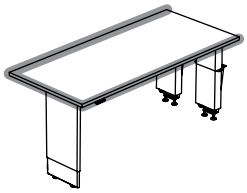

Height-Adjustable Peninsula – Bevel Post Leg (BH_RP)

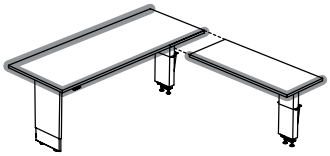

Height-Adjustable L-Shape Peninsula – Bevel Post Leg (BH_L)

= Full Knife Edges Trim

= Flat Trim Edge(s)

grain direction/user edge – multi-level workstations

fixed-height & height-adjustable configurations

- Grain direction is an important factor when planning workstation, if a different grain direction is required, please contact your Teknion Customer Service Representative
- The pattern/grain direction of Laminate are **not** "centered"

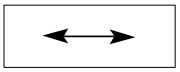

B_MDWO, B_MDWF, B_MFWO, B_MDWB, B_MDG, B_MDS, BF_MR, B_MCR, BM_R, B_MHH, B_MBH, B_MPL, B_MBL, B_MPG, B_MBG, B_MSD
and
BH_FB, BF_F, BF_R, BH_CR, BH_RL, BH_RB, BH_RP, BM_SR, BH_SB, BH_SL

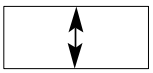

BH_RC

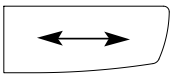

B_MRC or BH_CP

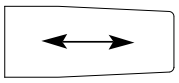

BH_TP

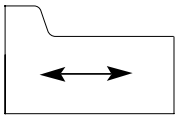

BF_E

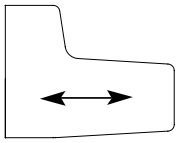

BM_EP (L) or BH_PE

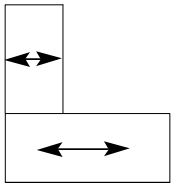

BF_L, BH_LB or BH_L

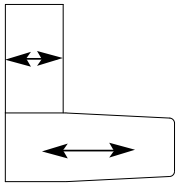

BH_LT

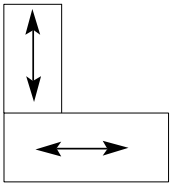

BH_LD, BH_LC, BH_B
BF_U or BH_UB

For Height-Adjustable L-Shape Worksurfaces only

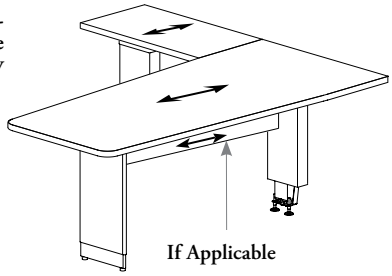

If Applicable

For Full-Modesty Height-Adjustable Desk for U-Shape Workstation and Height-Adjustable L-Shape Run-Off

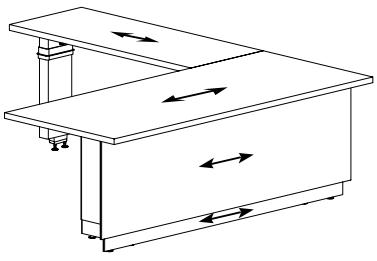

For Height-Adjustable Desk for U-Shape Workstation and Height-Adjustable L-Shape Desks

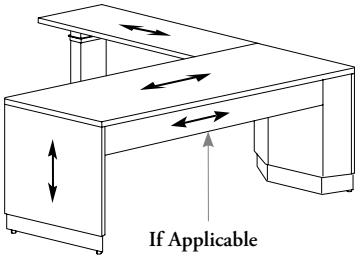

If Applicable

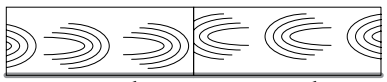

User Edge **User Edge**

grain direction/user edge – multi-level workstations (continued)

fixed-height & height-adjustable configurations

Grain direction on Supports is always vertical

For Height-Adjustable L-Shape Worksurfaces, Height-Adjustable L-Shape Desks and Height-Adjustable Desk for U-Shape Workstation (Shown)

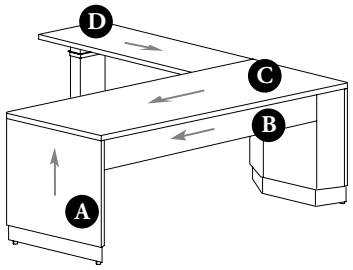

There is no matching grain across Support (A), Modesty Panel (B), Worksurface (C) and Return (D)

For Full-Modesty Height-Adjustable L-Shape Run-Off and Full-Modesty Height-Adjustable Desk U-Shape Workstation (Shown) only

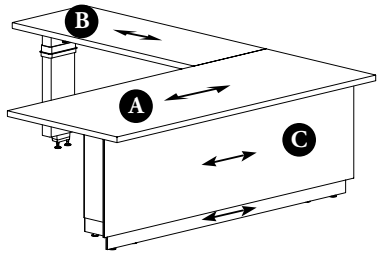

There is no matching grain across Worksurface (A), Return (B), and Full-Modesty Panel (C)

desk accessories

desk accessories

UNDERSTANDING DESK ACCESSORIES 203

MODESTY PANEL BASICS 204

PLANNING WITH MODESTY PANELS 205

SUPPORT BASICS 210

WORKSURFACE EDGE SCREEN BASICS 214

PLANNING WITH WORKSURFACE EDGE SCREENS 215

DESK SCREEN BASICS. 217

PLANNING WITH DESK SCREENS 218

PERSONAL SCREEN – FELT BASICS 221

STOW AWAY] DRAWER BASICS 222

PLANNING STOW AWAY] DRAWER 223

MULTI-FUNCTIONAL DRAWER BASICS 225

PLANNING WITH MULTI-FUNCTIONAL DRAWER 226

DESK ACCESSORY COMPLEMENT BASICS 227

understanding desk accessories

A variety of desk accessories are available to enhance the functionality to Expansion Casegoods workstations.

All dimensions in this section are nominal

- All accessories must be specified separately
- For an overview of which products are offered in Flintwood finishes, refer to the Expansion Casegoods product map on Teknion's website

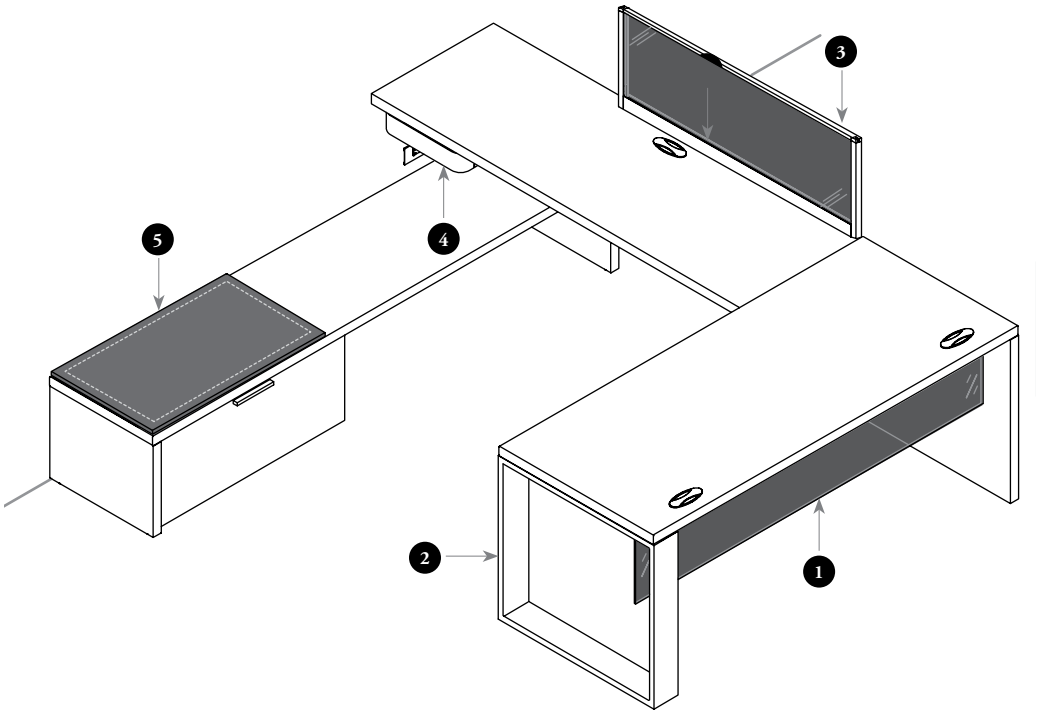

1. **Peninsula and Suspended Modesty Panels** provides additional seated privacy for a variety of configurations
2. **Gables, Legs and Bases** provide fixed-height supports for worksurfaces
3. **Worksurface Edge Screens and Desk Screens** attache to the worksurface and provide casual privacy and space division

   Personal Screen attaches to the worksurface and provides additional casual privacy and magnetic surface for message
4. **Stow[Away] Drawer** provides convenient small storage space for a workstation

   Other Desk Accessories available to complement the workstation:
   - **Multi-Functional Drawer** provides convenient small lockable (if specified) storage space for a workstation
   - **Box Drawer Organizer** provides compartmentalized drawer
   - **Keyboard Retractable Shelf** provides a retractable support for both a keyboard and a mouse
   - **Center Pencil Drawer and Half Moon Pencil Tray** attache under a worksurface to store office supplies
   - **Lateral Worksurface Organizer** provides compartmentalized accessories above a worksurface
5. – **Seat Pad and Seat Cushion** provide guest seating on a mobile pedestal, a mid-height storage (freestanding or workwall) or a low secondary desk

modesty panel basics

Peninsula and Suspended Modesty Panels create seated privacy below the worksurface.

- Can be specified separately and used only with specific desks; see following pages
- Width of modesty panel specified depends on supports selected

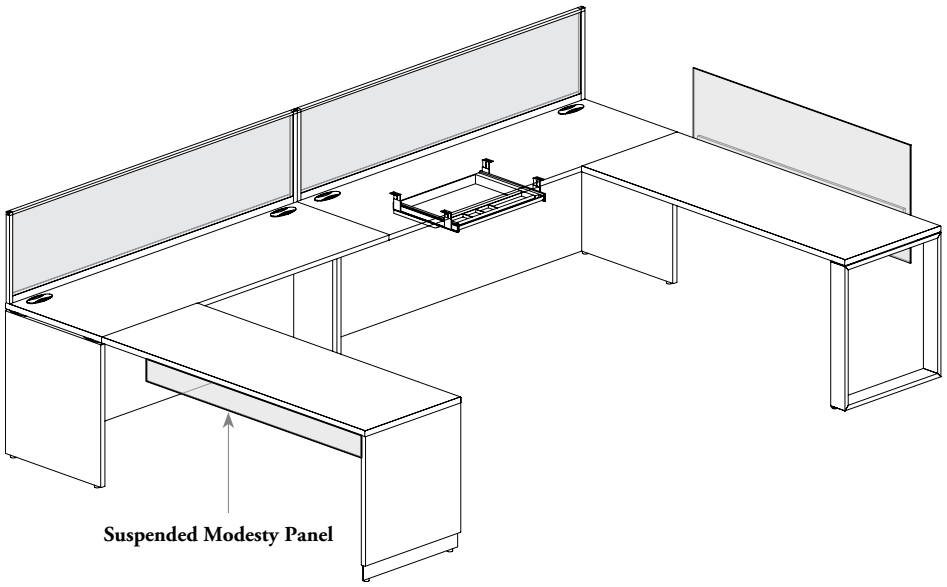

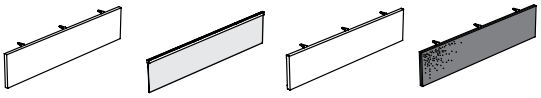

Suspended Modesty Panels (BASML, BASMG, BASMM, BASME)

- Suspended style can be specified Solid, Glass, Metal and Felt
- Solid Suspended Modesty Panel Widths: 24" to 84" (1" increments)
- Glass Suspended Modesty Panel Widths: 30" to 84" (1" increments)
- Metal or Felt Suspended Modesty Panel Widths: 11" to 84" (1" increments)

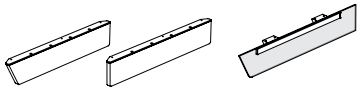

Suspended Modesty Panels for Cantilever Run-Off (BASMCL, BASMCG)

- Suspended style can be specified Solid or Glass
- Widths: 28" to 80" (1" increments)



Peninsula Modesty Panels (BAMPL, BAMPM)

- Peninsula style can be specified Laminate and Metal
- Solid Peninsula Modesty Panel Widths: 48" to 84" (6" increments)
- Metal Peninsula Modesty Panel Widths: 48" to 84" (6" increments)

- **Finishes:**

Solid Modesty Panels

– All Solid Suspended Modesty Panel styles are available in Source Laminate, Grade 2 Laminate (No Accents) or Flintwood (No Cathedral) colors
– Solid Peninsula Modesty Panels are available in Source Laminate or Grade 2 Laminate (No Accents) colors

Glass Modesty Panels

– Available in 1/4" (6 mm) Standard glass finish: Frosted (FT) or in Back-Painted tempered glass

Metal Modesty Panels

– Available in Foundation or Mica colors

Felt Modesty Panels

– Available in Loft finishes. Two-sided finished products have the same finish on both sides

Hardware

– Available in Foundation or Mica colors, except Modesty Panel (BASML, BASME and BASMCL), the hardware is finished in Black

planning with modesty panels

The following modesty panels are available for use with specific desks or worksurfaces.

Suspended Modesty Panels (BASML, BASMG, BASMM, BASME)

- Can be specified in 1" thick Solid panels, Glass, Metal or Felt panel
- **No** grommet on modesty panel
- Can be specified on Standard Solid Top – D, M, X (S) or Glass Top (G) listed below:

Desks section
- Rectangular Worksurfaces (B_RWL and B_RWC)
- Table (B_RTD)

Multi-Level Workstations section
- Primary Desks for U-Shape Configuration (B_MDG and B_MDS)
- Run-Off Worksurface, Run-Off or Overlapping Bridge without integrated half modesty panel (B_MHH, BGMTH and B_MBH)
- Table Desks – Frame Legs without or with Infill (B_MDWO and B_MDWF)
- Fixed Run-Off – Mid-Height (BM_R)
- Fixed Extended Tapered Peninsula – Mid-Height (BM_EP)
- Height-Adjustable Desk – Bevel Bases (BH_FB)
- Height-Adjustable L-Shape Desk – Bevel Bases (BH_LD)
- Height-Adjustable L-Shape Corner Desk – Bevel Bases (BH_LC)
- Height-Adjustable L-Shape Peninsula Desk – Bevel Post Leg (BH_B)
- Height-Adjustable Run-Off – Bevel Base (BH_RB)
- Height-Adjustable Run-Off with Glass Top (BHGRB)
- Height-Adjustable Peninsula – Bevel Post Leg (BH_RP)
- Height-Adjustable Tapered Peninsula – Bevel Post Leg (BH_TP)
- Height-Adjustable Extended Tapered Peninsula – Bevel Post Leg (BH_PE)
- Height-Adjustable L-Shape Run-Off – Bevel Base (BH_LB)
- Height-Adjustable L-Shape Peninsula – Bevel Post Leg (BH_L)
- Height-Adjustable L-Shape Tapered Peninsula – Bevel Post Leg (BH_LT)
- Height-Adjustable Desk for U-Shape Workstation (BH_UB)

- **Cannot** be installed on:
  - Height-Adjustable Meeting Peninsula (B_HRW, B_HDW, B_HBW and B_HPW)
  - Fixed Meeting Peninsulas (BC_FR, BC_FD, BC_FT and BC_FP)
  - Fixed-Height or Height-Adjustable Cantilever Run-Offs (B_MCR, B_MCP, BH_CR and BH_CP)
- All Multi-Level products with Full-Modesty Panel, except Full-Modesty Height-Adjustable Desk for U-Shape Workstation – Offset Bases (BF_U)

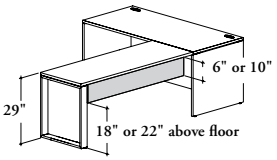

Solid (BASML)

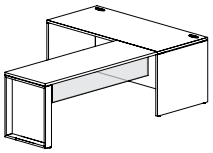
Glass (BASMG)

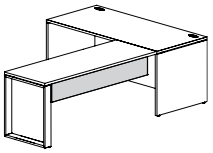
Metal Solid (N) only (BASMM)

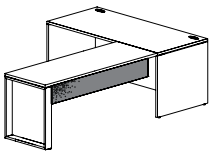
Felt (BASME)

Suspended Modesty Panel for Cantilever Run-Offs (BASMCL or BASMCG)

- 1" thick Solid panels and Glass panel in 1/4" (6 mm)
- Angled Configurations: Left Handed (L) or Right Handed (R)
- The angle side must be positioned on the opposite side of the storage
- **No** grommet on modesty panel
- Only compatible with Cantilever Run-Off desk listed below:
  - Fixed-Height Cantilever Rectangular Run-Off (B_MCR)
  - Fixed-Height Cantilever Wing Shape Run-Off (B_MCP)
  - Height-Adjustable Cantilever Rectangular Run-Off (BH_CR)
  - Height-Adjustable Cantilever Wing Shape Run-Off (BH_CP)

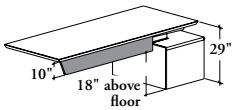

Solid Angled (A) (BASMCL)

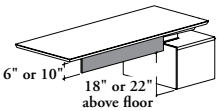

Rectangular (R) (BASMCL)

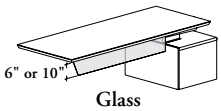

Glass Angled (A) only (BASMCG)

Peninsula Modesty Panels (BAMPL, BAMPM)

- All Peninsula Desks without integrated half modesty panels
- **Cannot** be installed under a glass top products
- Can be specified on the following desks:
  - Extended D-Shaped Peninsula Desk – Half Gables (B_PDH)
  - D-Shaped Peninsula Worksurface (B_BWW)
  - Extended P-Shaped Peninsula Desk – Half Gables (B_EPH)
  - Rectangular Peninsula Worksurface (B_RPW)
  - Cross Grain Rectangular Peninsula Worksurface (B_RPC)
- Width specified depends of three elements; support selected (dual-legs, mono-leg or base), modesty height (half or full) and desk width
- Full-Height Modesty Panel (F) option is **not** available with Dual-Leg (D) option
- **No** grommet on modesty panel
- 1" thick laminate panels available in full- or half-height; metal panels available in half-height only

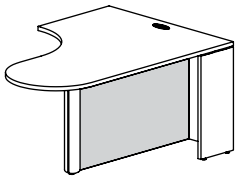
Full-Height (F) Laminate (BAMPLF)

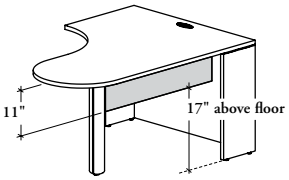

Half-Height (H) Laminate (BAMPLH)

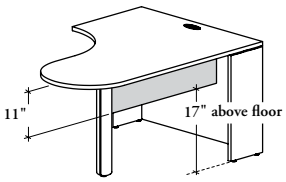

Half-Height (H) Metal Solid (N) only (BAMPM)

planning with modesty panels (continued)

suspended modesty panel specifications

The appropriate width of a Suspended Modesty Panel is determined by substracting the corresponding value of a support style (see Suspended Modesty Panel Width Reduction Chart) for each end of the worksurface from nominal width of the worksurface. Use the specification software for a better fit

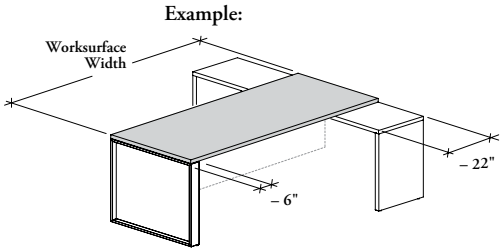

With Frame Leg and 20" deep Secondary Desk

Worksurface width minus 6" for the Framed Leg (W) and minus 22" for 20" deep High Secondary Desk (B_MSD)

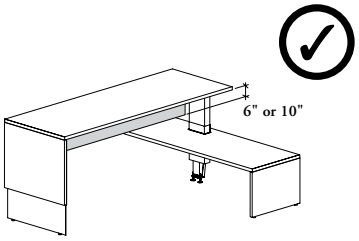

Height-Adjustable Worksurface on Low Secondary Desk

All modesty panel styles can be specified in 6" or 10" half-height.

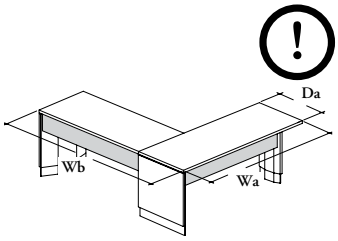

Height-Adjustable L-Shape Peninsula Desk with Bevel Post Leg (BH_B)

For modesty panel on Width A: use Width A minus 19" for 1 3/16" (M) or 1 9/16" (X) configurations

For modesty panel on Width B: use Width B minus Depth A and minus 2" for 1 3/16" (M) and minus 3" for 1 9/16" (X) configurations

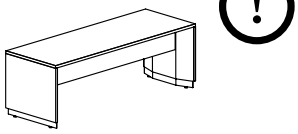

BH_FB

Height-Adjustable Desk with Bevel Bases

** **When using products with two Bevel Bases:** use a total of minus 9" for 1 3/16" (M) configurations and minus 10" for 1 9/16" (X) configurations

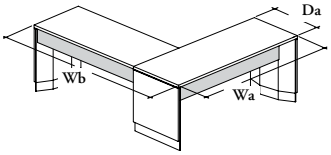

BH_LD

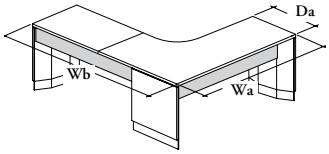

BH_LC

Height-Adjustable L-Shape Desk or Corner Desk with Bevel Bases

** **For modesty panel on Width A:** use Width A minus 9" for 1 3/16" (M) and minus 10" for 1 9/16" (X) configurations

For modesty panel on Width B: use Width B minus Depth A and minus 2" for 1 3/16" (M) and minus 3" for 1 9/16" (X) configurations

Height-Adjustable Desk with Bevel Bases

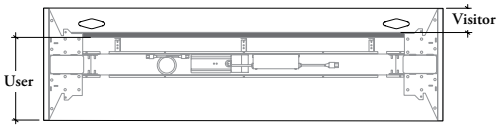

Also when using the Modesty Panel, the user and visitor space will vary depending on the desk depth

Desk Depth	User Side	Visitor Side
23"	17 1/8"	4 7/8"
29"	20"	8"
35"	26"	8"

planning with modesty panels (continued)

suspended modesty panel width reduction chart

Application with Fixed or Height-Adjustable Worksurface	Combined with...	Style Description	Modesty Panel Width Reduction
Height-Adjustable Worksurface	High Secondary Desk	20" d. High Secondary Desk (BH_SRH, BH_SBH or BH_SLH)	– 19"
		24" d. High Secondary Desk (BH_SRH, BH_SBH or BH_SLH)	– 23"
	Low Secondary Desk	20" or 24" d. Low Secondary Desk (BH_SRL, BH_SBL or BH_SLL for 6" h. Modesty)	– 14"
		20" d. Low Secondary Desk (BH_SRL, BH_SBL or BH_SLL for 10" h. Modesty)	– 19"
		24" d. Low Secondary Desk (BH_SRL, BH_SBL or BH_SLL for 10" h. Modesty)	– 23"
	Workwall Kneespace Module	9" d. Workwall Kneespace Module – Height-Adjustability (BHKHW or BHKHF)	– 14"
	Workwall Bookcase & Workwall Credenza	20" d. Workwall Credenza – Height-Adjustability (BSMOBH, BSMHLR, BSMHDP, BSMCHR or BSMHCP)	– 19"
		24" d. Workwall Credenza – Height-Adjustability (BSMHLR, BSMHDP, BSMCHR or BSMHCP)	– 23"
Height-Adjustable Specific Worksurface	Main Desk Section: BH_FB, BH_LD, BH_LC or BH_UB	1 3/16" (M) thickness	– 9"
		1 9/16" (X) thickness	– 10"
	Return Section: BH_FB, BH_LD or BH_LC		** (see on page 206)
	29" Depth A Return (BH_UB) with High Sec. Desk or Workwall Credenza	20" d. High Sec. Desk (BH_SRH) or Work. Credenza (BSMHLR)	– 48"
		24" d. High Sec. Desk (BH_SRH) or Work. Credenza (BSMHLR)	– 52"
	35" Depth A Return (BH_UB) with High Sec. Desk or Workwall Credenza	20" d. High Sec. Desk (BH_SRH) or Work. Credenza (BSMHLR)	– 54"
		24" d. High Sec. Desk (BH_SRH) or Work. Credenza (BSMHLR or BSMCHR)	– 58"
Fixed Worksurface	High Secondary Desk	20" d. High Secondary Desk (B_MSDH)	– 22"
		24" d. High Secondary Desk (B_MSDH)	– 26"
	Low Secondary Desk	20" or 24" d. Low Secondary Desk (B_MSDL)	0"
	Workwall Kneespace Module	9" d. Workwall Kneespace Module – Fixed Run-Off (BHKHF or BHKFW)	– 11"
	Workwall Bookcase & Workwall Credenza	20" d. Workwall Credenza – Fixed Run-Off (BSMOBW, BSMWL or BSMCFW)	– 19"
		24" d. Workwall Credenza – Fixed Run-Off (BSMWL or BSMCFW)	– 23"
Fixed or Height-Adjustable Worksurface	B	Bevel Base – Solid End Panel (M or X)	– 5"
		Bevel Base – Glass End Panel	– 4"
	L	Bevel Post Leg	– 14"
Fixed Worksurface	A	Angular Legs	– 7"
	E	Semi-Supported Leg	– 3"
	G	Semi-Supported Gable with Spacers	
	F	Flush Plates	+ 6"
	H	Hang-On	– 1"
	K	Blade Legs	– 12"
	S	Pedestal	– 16"
		Dual Square Post Legs	– 6"
		Lateral File, Combo Pedestal or 28" h Storage Cabinet – 18" w	– 19"
		Lateral File, Combo Pedestal or 28" h Storage Cabinet – 24" w	– 25"
		Lateral File, Combo Pedestal or 28" h Storage Cabinet – 30" w	– 31"
		Lateral File, Combo Pedestal or 28" h Storage Cabinet – 36" w	– 37"
	Q	Square Post Leg	– 16"
	W	Framed Leg	– 6"

planning with modesty panels (continued)

recessed suspended modesty panel positions

support style	recessed modesty panel
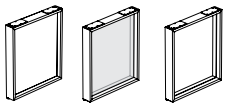 Frame Legs	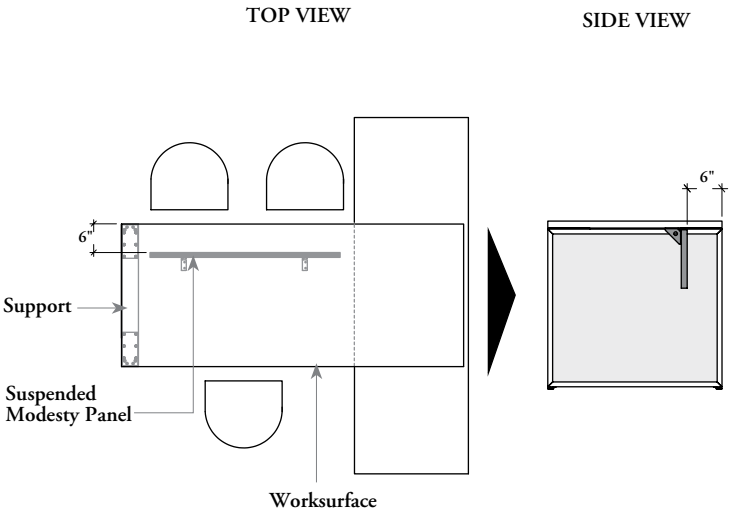
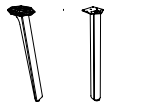 Legs	
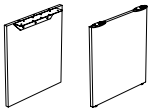 Gables	
 Storage	
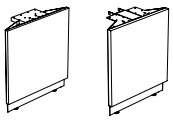 Bevel Bases	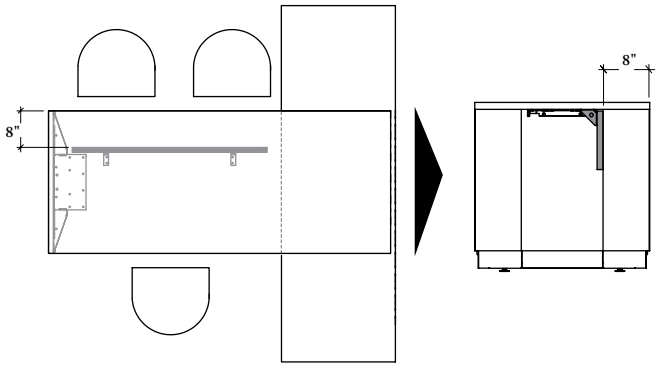
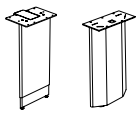 Bevel Post Legs	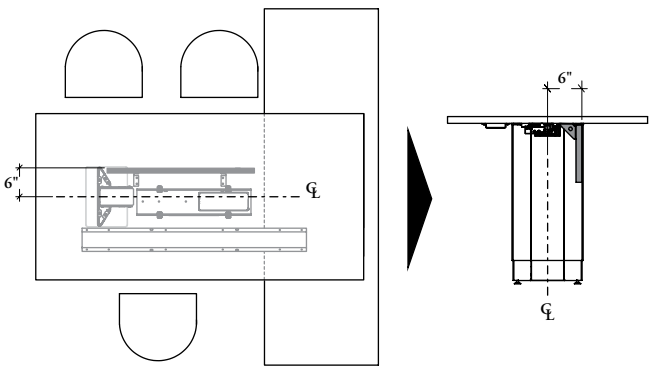

planning with modesty panels (continued)

suspended modesty panel for cantilever run-off specifications

fixed-height cantilever run-off

When used with Fixed-Height Cantilever Run-Off, The suspended modesty panel can specified in 2 different ways:

Full Length

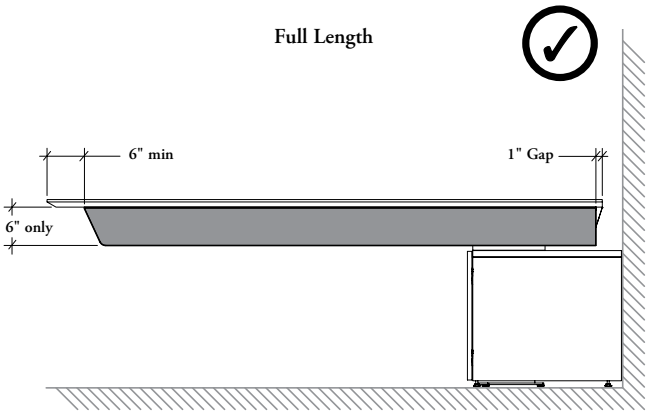

- The suspended modesty panel can run over the workwall module
- For this application, 6" height modesty must be specified
- Worksurface width minus 7" = maximum modesty width

Partial Length

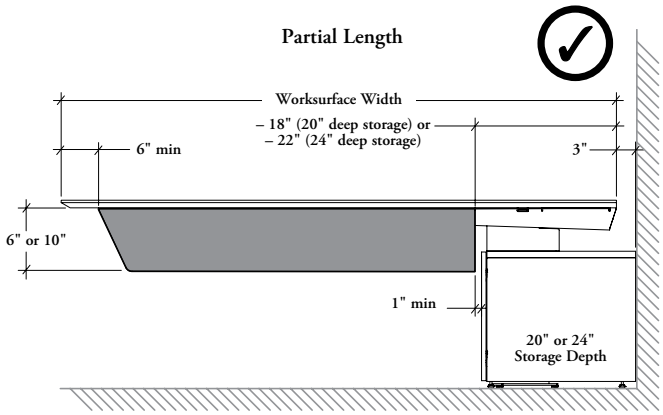

- The suspended modesty panel must be positioned 1" away from the workwall storage where the Fixed-Height Cantilever Run-Off is installed. This 1" gap ensures the removable panel of the workwall storage remains functional
- 6" or 10" height Modesty panel can be used
- Worksurface width minus 18" or 22" minus 6" = maximum modesty width

height-adjustable cantilever run-off

When used with the Height-Adjustable Cantilever Run-Off, the suspended modesty panel must be positioned at least 1" away from the workwall storage on which the cantilever desk is installed, and stop a least 6" before the end of the worksurface

Example:

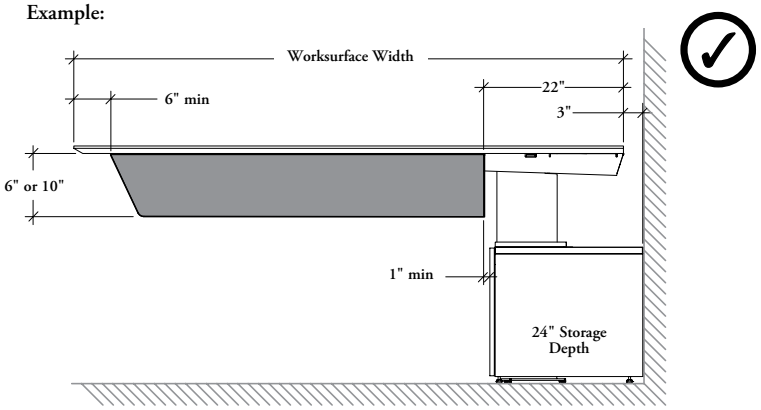

Height-Adjustable Run-Off installed on 24" Storage Depth

Worksurface Width minus 22" and minus 6" = Maximum Modesty Width

support basics

The following outlines the features of supports that connect horizontally, either below worksurfaces.

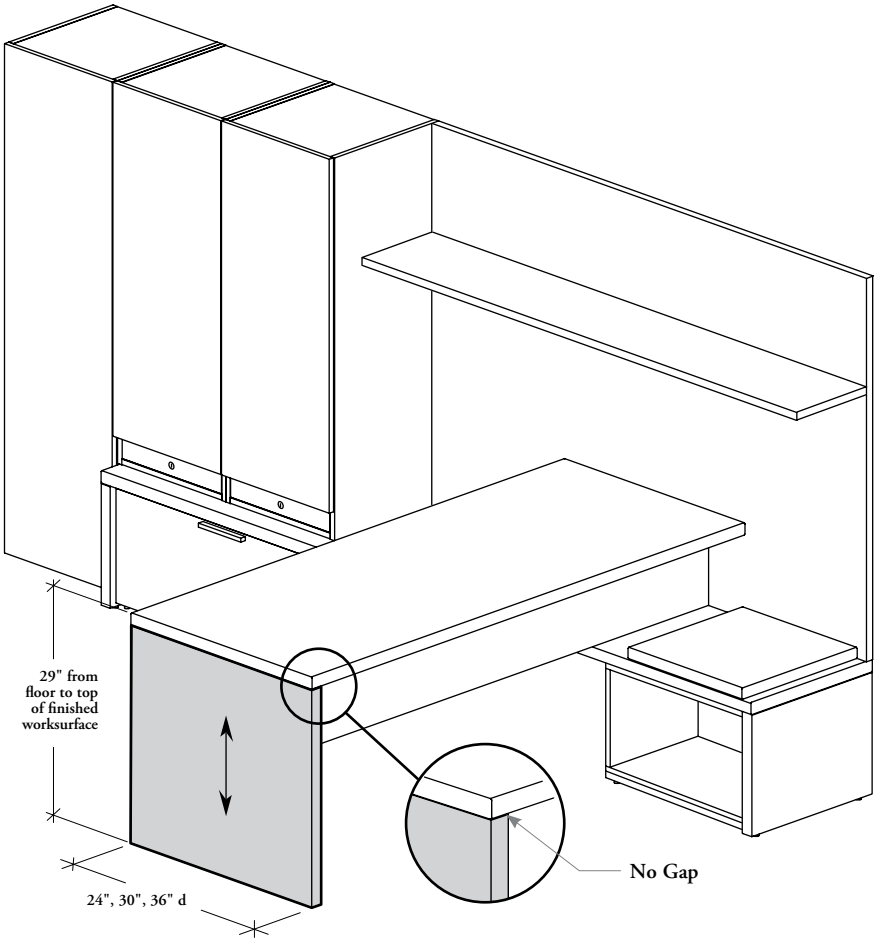



Semi-Supported Legs – Solid (BWGL)

- Supports the end of a worksurface to maintain stability
- **Cannot** be used to support a glass top
- It can be installed under a Fixed-Height product (B_RWL, B_RWC, BM_R, B_MHH, B_MPL and B_MPG)
- Are available in the same styles/thicknesses (D, M, X) than the worksurfaces
- Must be specified the same depth than the worksurface
- Is **not** designed with a 1/4" gap that allows mounting of accessories and wiring
- **Cannot** replace a Semi-Supported Gable with Spacers (BWGG)
- **Cannot** be used to build a freestanding desk
- When 1" (D) or 1 3/16" (M) thickness is specified, the gables are 1" thick
- When 1 9/16" (X) thickness is specified, the gables are 1 1/2" thick
- Mounting Bracket is available in Coordinate Colors and will match the gable finish
- **Finishes:**
  - Are available in Source Laminate or Flintwood (No Cathedral) colors
  - 1 9/16" thickness (X) available in Source Laminate colors (Storm White, Very White, Crisp Grey, Soft Gris or Wood Prints colors only)

support basics (continued)

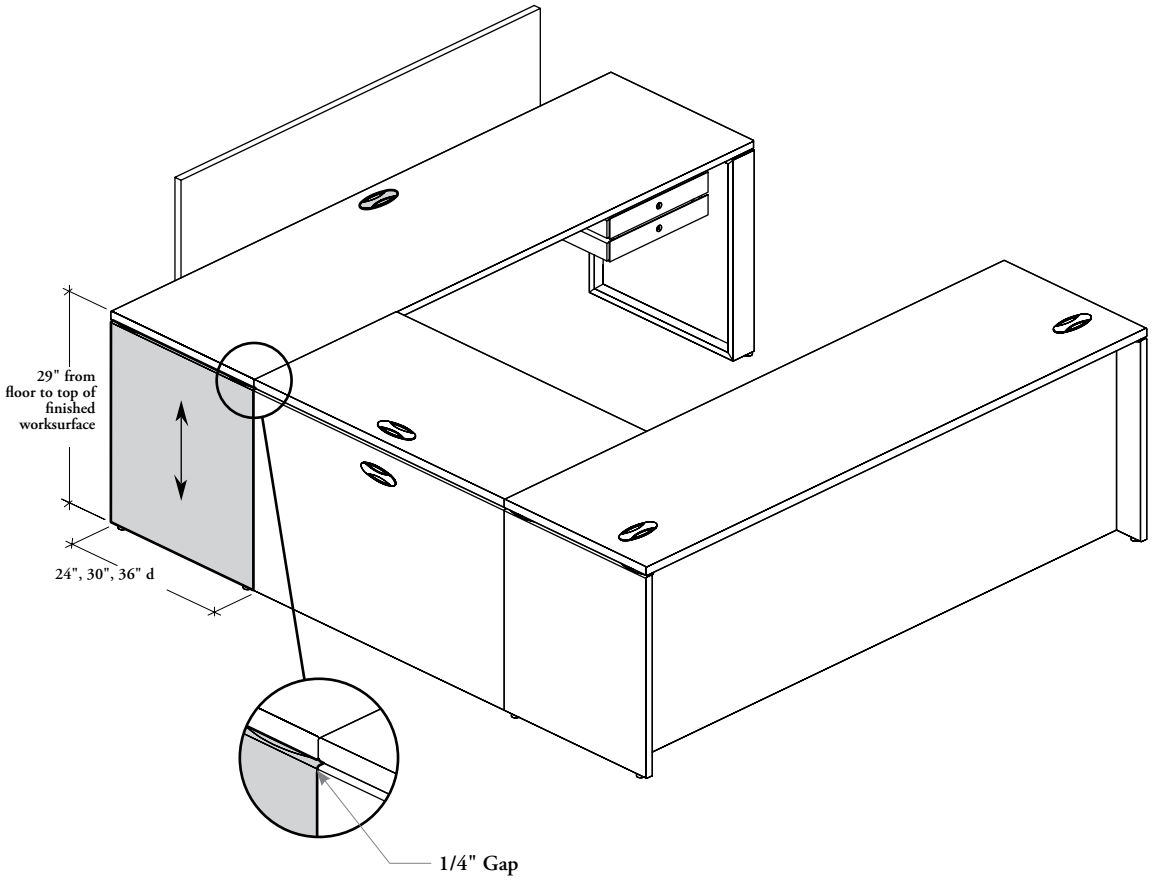

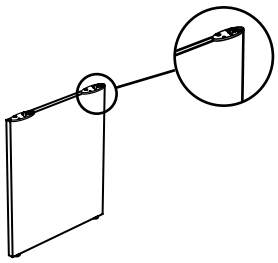

Semi-Supported Gable with Spacers – Solid (BWGG)

- Can only support the end of a Rectangular Worksurface (B_RWL or B_RWC) to maintain stability
- **Cannot** be used to support a glass top
- Must be specified the same depth than the worksurface
- Require the worksurface to be specified with this option. It **cannot** replace a Semi-Supported Leg (BWGL)
- **Cannot** be used to build a freestanding desk
- Is designed with a 1/4" gap that allows keeping the uniformity of spacing along the workstation
- Only available in 1" thick
- **Finishes:**
  - Elliptical Attachment Spacers are available in Foundation or Mica colors
  - Are available in Source Laminate colors

support basics (continued)

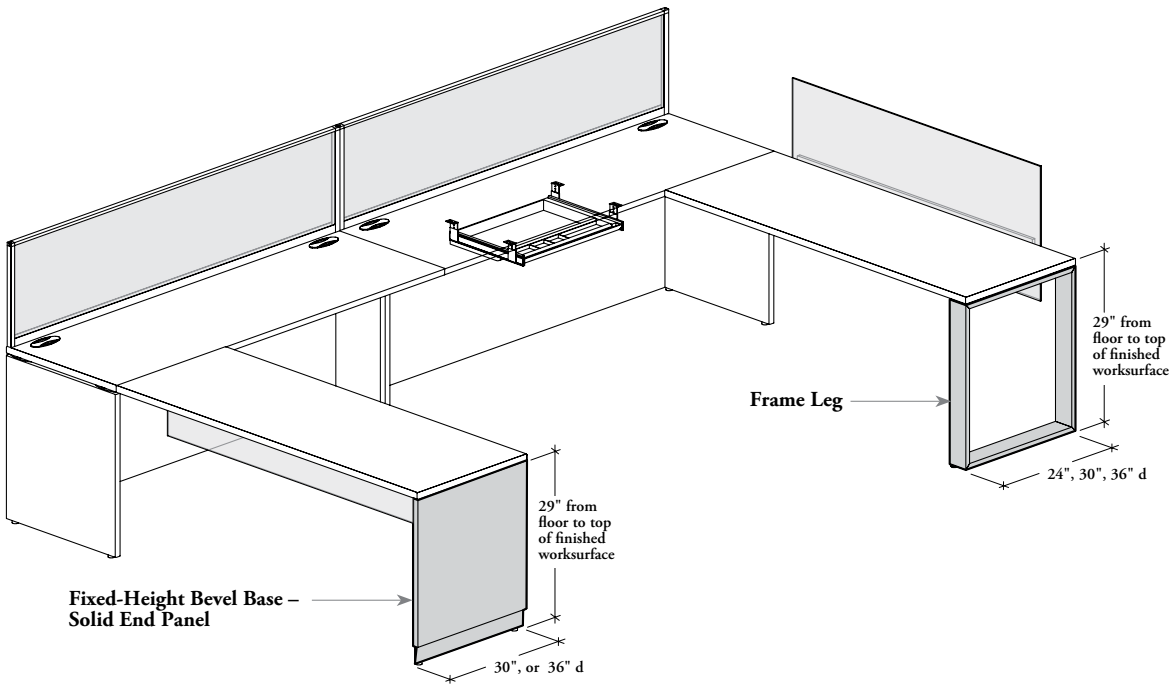



Fixed-Height Bevel Base – Solid End Panel (BWWB)

- Support the end of a worksurface to maintain stability
- **Cannot** be used to support a glass top
- Specify the worksurface Thickness and Depth options accordingly with the woksurface under which the Bevel Base will be installed
- Is **not** avalable with 24" deep worksurface
- Solid End Panel is available in the same styles/thicknesses (D, M, X) than the worksurfaces and is available in Source Laminate or Flintwood (No Cathedral) colors
- 1 9/16" thickness (X) available in Source Laminate colors (Storm White, Very White, Crisp Grey, Soft Gris or Wood Prints colors only)
- When 1" (D) or 1 3/16" (M) thickness is specified, the gable is 1" thick
- When 1 9/16" (X) thickness is specified, the gable is 1 1/2" thick
- **Finishes:**
  - Metal Bevel Base is available in Foundation, Mica or Coordinate Colors
  - Levelers will match the Metal Bevel Base color



Frame Legs

- Three styles are available:



Open BWWO

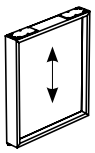

Solid Infill End Panel BWWFL

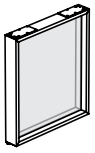

Glass Infill End Panel BWWFG

- Support the end of a worksurface to maintain stability
- **Cannot** be used to support a glass top
- Must be specified the same depth than the worksurface
- **Finishes:**
  - Centered Glass Infill End Panel is available in 5/32" (4 mm) thick Standard glass finish: Frosted (FT) or Back-Painted tempered glass
  - Frames are available in Foundation or Mica colors, or Clear Anodized
  - Centered Solid Infill End Panel is 11/16" thick Source Laminate or Flintwood (No Cathedral) colors
  - Levelers and support brackets come in Black

support basics (continued)

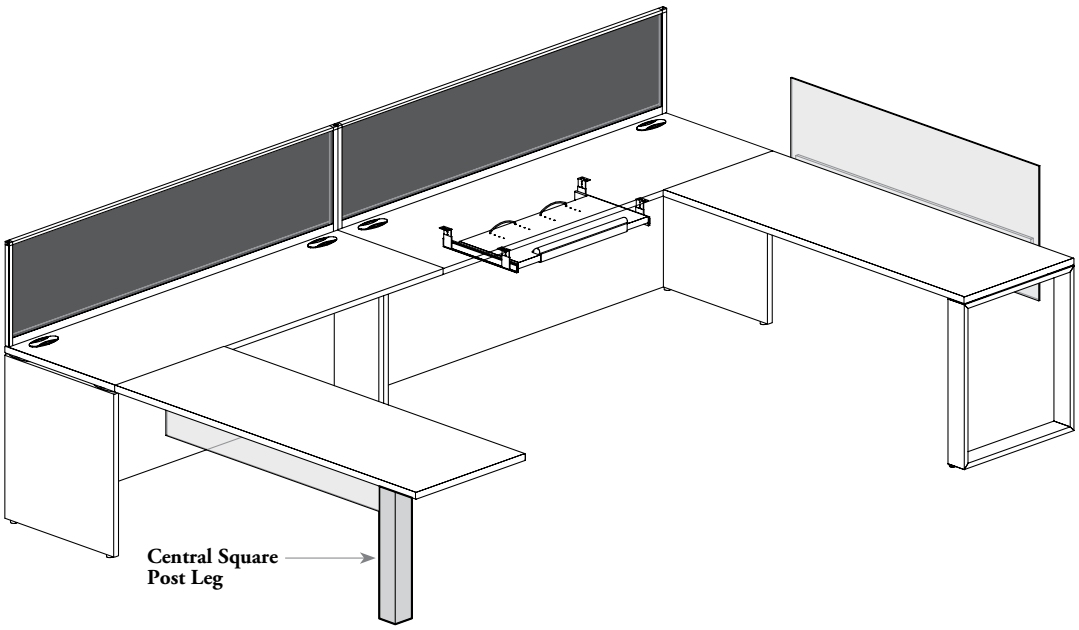

Legs and Bases

Six support styles are available:

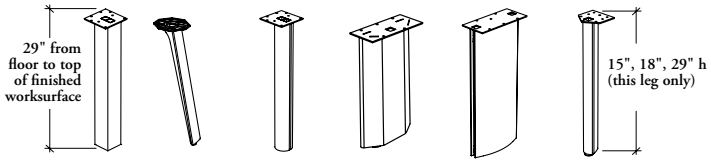

Central Square Post Leg BWSQ | Blade Leg BWSLB | Column Leg BWSC | Fixed-Height Bevel Post Leg BWBL | Elliptical Base BWEB | Angular Leg BWAL

- **Cannot** be installed under a glass top products
- **Finishes:**
  - Available in Foundation or Mica colors, except Central Square Post Leg which can also be specified Clear Anodized
  - Only Back Leg and Front Leg Blade Leg can be specified Foundation, Accent or Mica
  - Leveler comes in Black, except for Blade Leg, the leveler is Silver and the Fixed-Height Bevel Post Leg, the levelers match the Metal Base color
- Fixed-Height Bevel Post Leg (BWBL) can be used with Fixed Run-Off – Mid-Height (BM_R) or Fixed Extended Tapered Peninsula – Mid-Height (BM_EP) only. For more details, refer to page 104
- Blade Leg (BWSLB) allows routing of cable inside the leg. Fore more details, refer to the Meeting Tables section

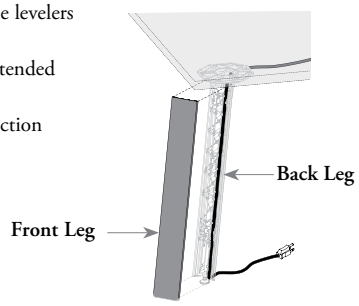

worksurface edge screen basics

The following outlines the features of the worksurfaces edge screens.

- A casual screen that is mounted to the back of rectangular worksurfaces
- Available in laminate or glass
- Mounting hardware available in Foundation or Mica colors

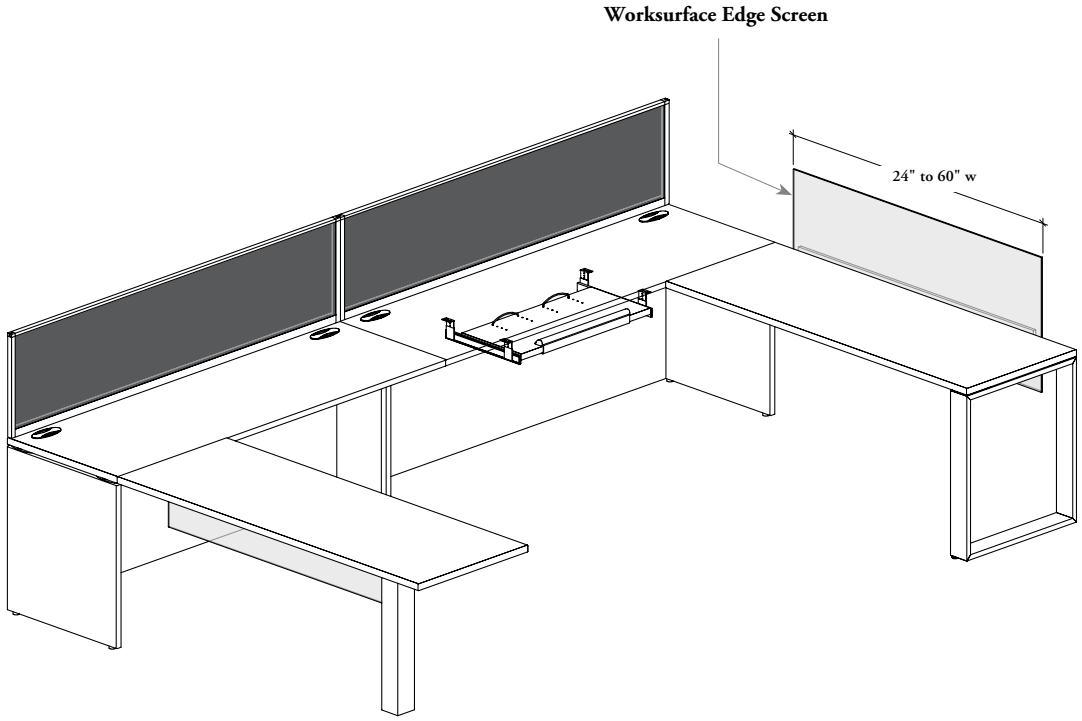

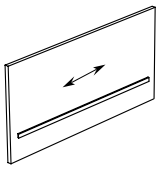

Worksurface Edge Screens – Solid (BASWL)
Finishes:
- Are available in Source Laminate or Grade 2 Laminate (No Accents) colors
- 11/16" thick

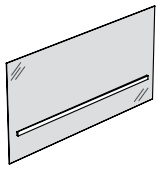

Worksurface Edge Screens – Glass (BASWG)
Finishes:
- Available in 1/4" (6 mm) Frosted tempered glass (FT) finish
- Frosted (FT) is a single-sided etched tempered glass which is facing inward of desk

planning with worksurface edge screens

Information on this page should be considered when planning with Worksurface Edge Screens.

- Can only be attached to:
  - All Returns without Flush Full or Wall Access Modesty Panel
  - Rectangular Peninsula Worksurfaces (B_RPW or B_RPC)
  - Rectangular Worksurfaces (B_RWL or B_RWC)
  - Rectangular Table (B_RTD)
  - All Freestanding Desks with Frame Legs
  - All Primary Desks for U-Shape Configuration
  - Run-Off Worksurfaces for High Secondary Desks (B_MPH or B_MBH)
  - Fixed or Height-Adjustable Desks with Bevel Bases

- **Cannot** be installed on:
  - All Run-Off with Glass Top
  - All worksurface with Knife Edge Trims (V)
  - All Meeting Tables or Meeting Peninsulas
  - All Full-Modesty products
  - All Fixed-Height or Height-Adjustable Cantilever run off

- The Worksurface Edge Screen (BASWL or BASWG) can only be mounted on the back side of a worksurface and extends 8" below the worksurface
- Can be placed anywhere on the back of the worksurface
- Height matches 42" datum line
- **Cannot** be used in combination with a desk/worksurface with integrated modesty panel or a Suspended Modesty Panel (BASML, BASMG, BASMM, BASME, BASMCL, BASMCG)

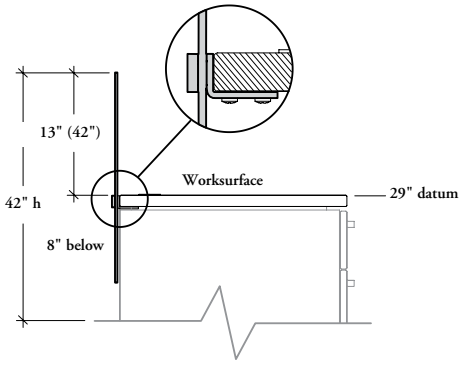

Worksurface Edge Screen – Glass (BASWG)

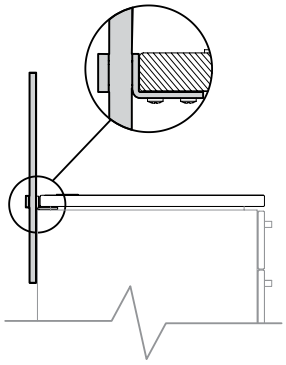

Worksurface Edge Screen – Solid (BASWL)

screen widths

- Screens can be specified with different widths depending on the intended result

Full width for total privacy

Casual width for partial privacy

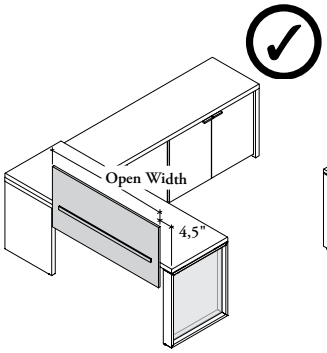

Frame Legs only
(Maximum width = open width minus 4,5")

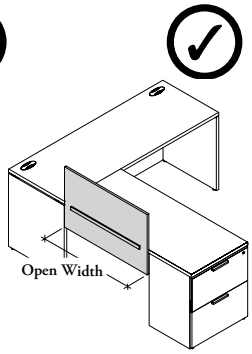

All other supports and Central Square Post Leg
(Maximum width = open width)

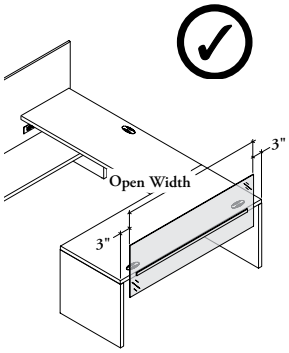

Angular Legs, Blade Legs, Semi-Supported Leg or Semi-Supported Gable with Spacers
(Maximum width = width minus 3" on each side)

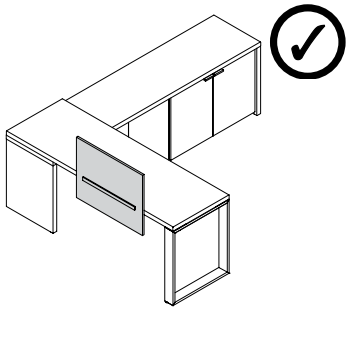

- Must be installed within open width available
- **Cannot** overlap legs, bases, gables, storage, credenzas, secondary desks or standard desks

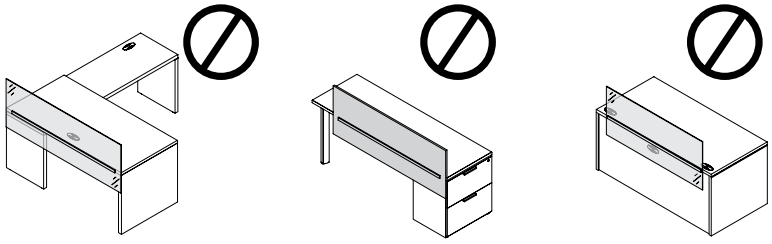

planning with worksurface edge screens (continued)

screen widths (continued)

- Each section of a Height-Adjustable L-Shape Desk can support a maximum 60 lbs screen. Worksurface Edge Screen selection must be validated with the Weights & Volumes document
- Only 23" and 29" Depth B are compatible with screen
- Only 29" Depth A is compatible with screen

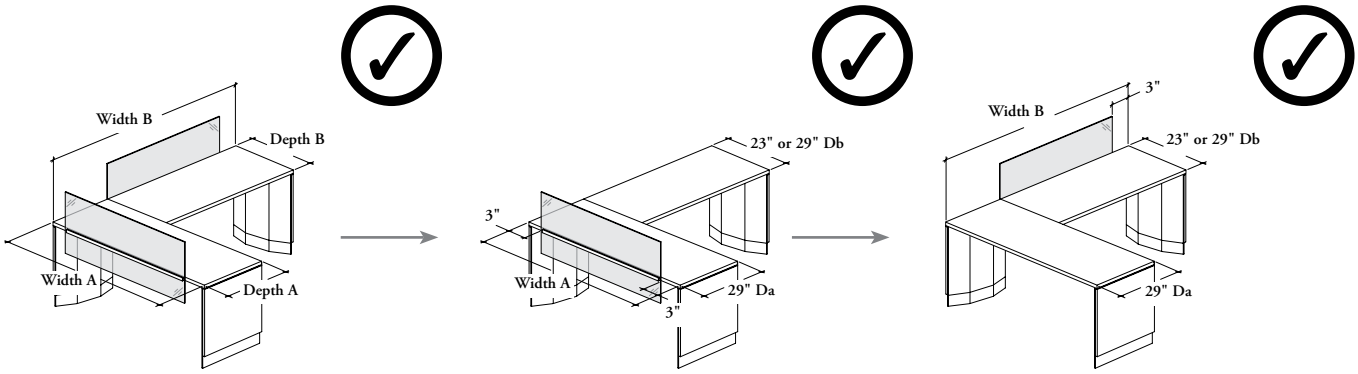

Can be installed on primary and return worksurfaces at the same time

Primary Worksurface: Can be specified off-module only. To determine the width of the screen, a minimum of 3" gap must be kept on each side of the desk

Return Worksurface: Can be specified off-module only. Use Width B minus Depth A and keep a minimum of 3" from the end of the desk

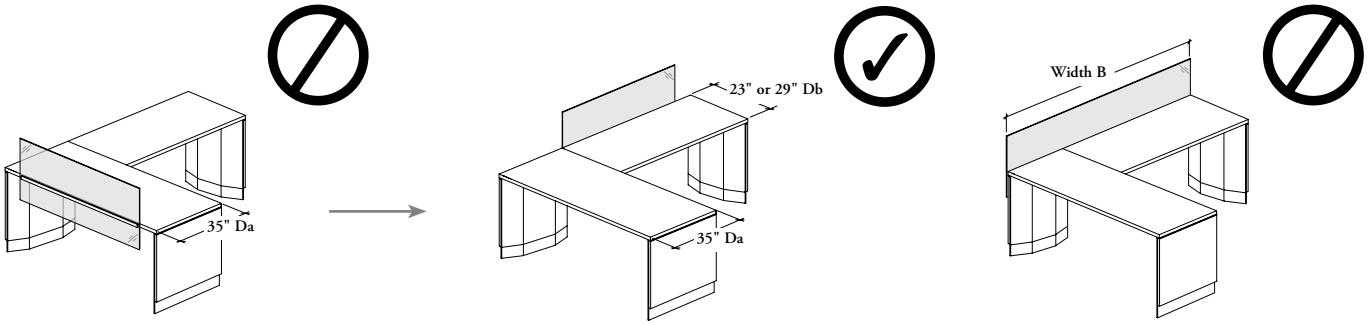

Worksurface Edge Screen **cannot** be installed on Primary Worksurface, when 35" Depth A is specified

The Worksurface Edge Screen can only be installed on Return when 35" Depth A is specified

A screen on Return **cannot** be specified the same dimension than the Width B

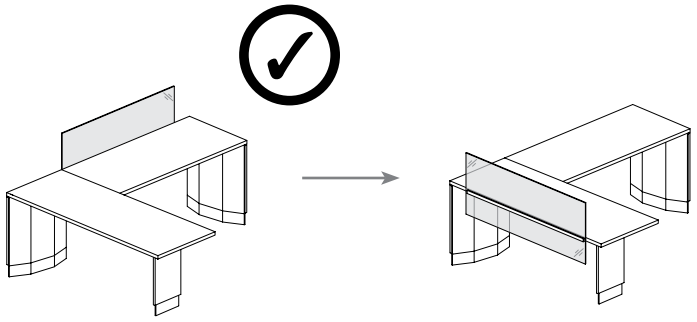

The Worksurface Edge Screen can only be installed on Return of L-Shape Peninsula Desk

Bevel Bases
(Maximum width = width minus minimum 3" on each side)

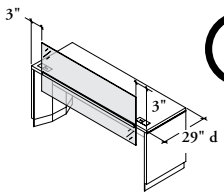

- Can be installed on Fixed-Height Desk – Bevel Bases (B_MDWB)
- Can be installed on 29" deep Height-Adjustable Desk – Bevel Bases (BH_FB) only

- When a screen is used with a Height-Adjustable Rectangular Desk, the screen **does not** exceed 13" height

desk screen basics

Desk Edge Screens can be used with multi-level workstation or fresstanding worksurfaces to provide visual privacy.

- With the use of clamps, table screens can be installed into the 1/4" gap between the worksurface and supports
- Can be installed on all desks, except Executive Desks, and must be installed on a back straight edge
- Can be used on D, M or X solid worksurfaces
- Can be specified on- or off-module on a desk or table, but it **cannot** exceed a worksurface
- **Cannot** be used on worksurface with Knife Edge Trims (V)
- **Cannot** be installed on Full-Modesty products (BF_R, BF_MR, BF_F, BF_E, BF_L or BF_U)
- **Cannot** be installed on cantilever run off (BH_CR, BH_CP, B_MCR or B_MCP)
- **Cannot** be installed on Meeting Tables or Meeting Peninsulas

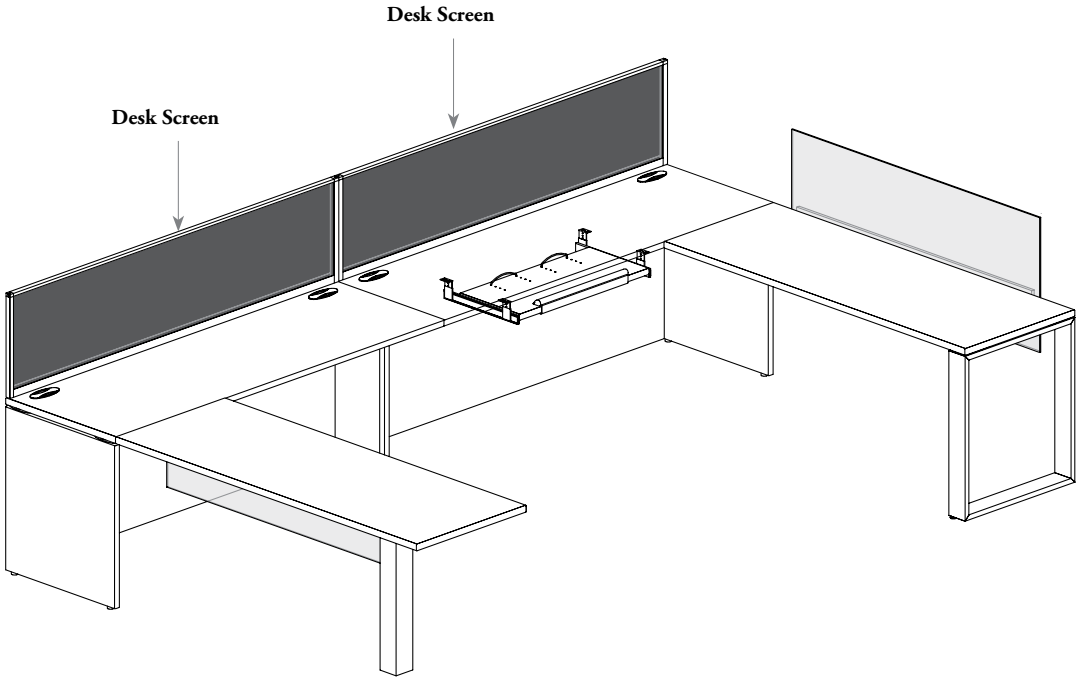

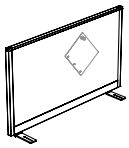

Desk Screen – Fabric (BASFF)

- Two-sided with same fabric
- Tackable on both sides

Finish:

– Available in Teknion's Standard Panel Fabric

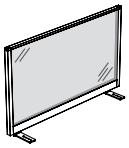

Non-Magnetic Glass (G)



Magnetic Glass (M)

Desk Screen – Glass (BASFG)

- Two Glass Styles are available:
  – **Non-Magnetic Glass (G)** is available for Frost or Back-Painted Glass
  – **Magnetic Glass (M)** is available with Back-Painted Glass only
- Two 5/32" (4 mm) thick Frost (FT) Single-Sided etched tempered glass facing inward of screen assembly or Back-Painted tempered glass
- Tempered glass infills are double for a flush look.
- Back-Painted can be used as a writable worksurface. Only dry erasable markers can be used
- Back-Painted magnetic option requires rare earth magnets. 8 or 16 included depending on product width

planning with desk screens

Information on this page should be considered when planning with Desk Screens.

fixed or height-adjustable desks – desk screen applications

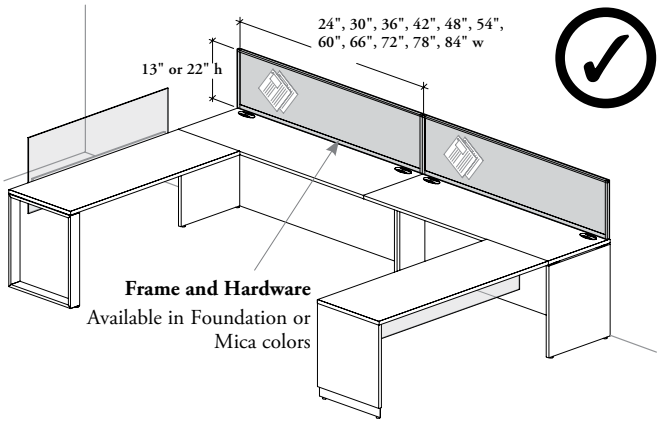

When installed against a building wall or with a return there are **no** restrictions

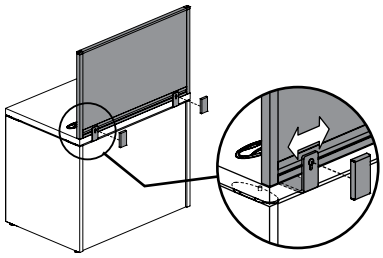

Desk Screen Brackets can be movable up to 8" if there is conflict with hardware

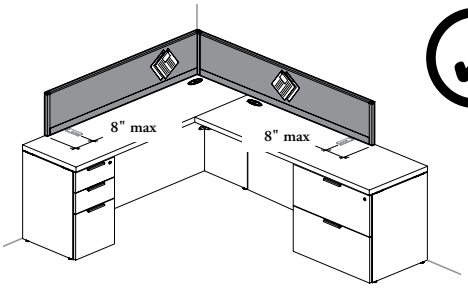

Desk Screen can overlap up to 8" over a storage section

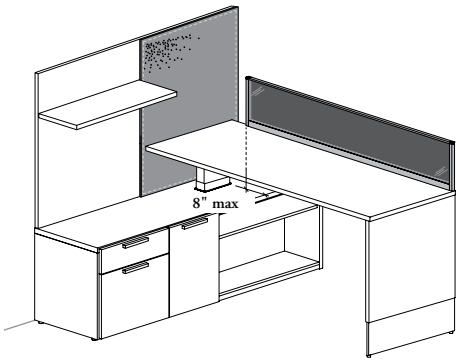

Can be installed on most Multi-Level products (see previous page), but must be specified off-module only

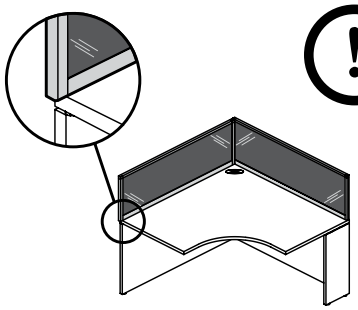

Two Desk Screens **cannot** be installed on module in a 90° configuration

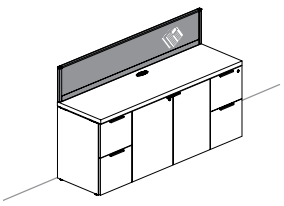

Cannot be installed on credenza with **no** open section (B_ZFL, B_ZFS, B_ZFD, B_ZFDB, B_ZFDF)

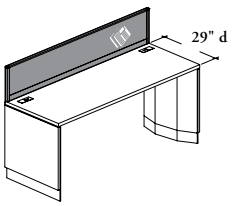

On- (Shown) or Off-Module

- Can be installed on Fixed-Height Desk – Bevel Bases (B_MDWB)
- Can be installed on 29" deep Height-Adjustable Desk – Bevel Bases (BH_FB) only
- When a screen is used with a Height-Adjustable Rectangular Desk, the screen **does not** exceed 13" height

planning with desk screens (continued)

height-adjustable L-shape desks – desk screen applications

- Each section of a Height-Adjustable L-Shape Desk can support a maximum 60 lbs screen. Desk Screen selection must be validated with the Weights & Volumes document
- Only 23" and 29" Depth B are compatible with screen
- Only 29" Depth A is compatible with screen

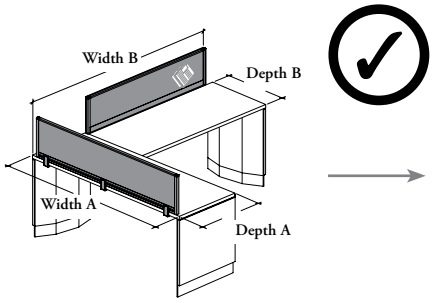

Can be installed on primary and return worksurfaces at the same time

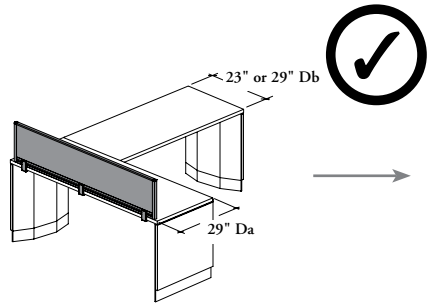

Primary Worksurface: Can be specified off-module only. Use the closest dimension smaller than Width A for a more "on-module" look

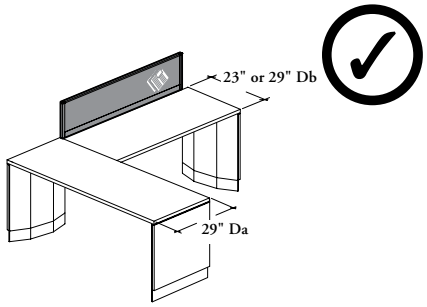

Return Worksurface: Can only be specified off-module. The screen **cannot** exceed the Width B minus Depth A

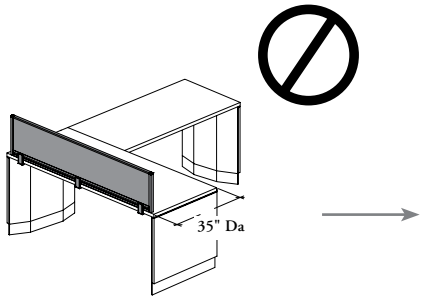

A Desk Screen **cannot** be installed on Primary Worksurface, when 35" Depth A is specified

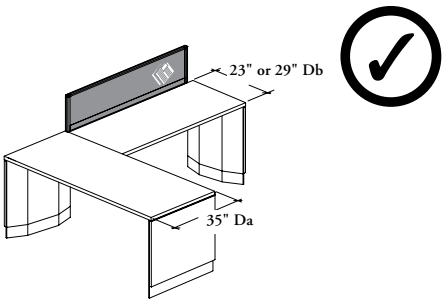

The Desk Screen can only be installed on Return when 35" Depth A is specified

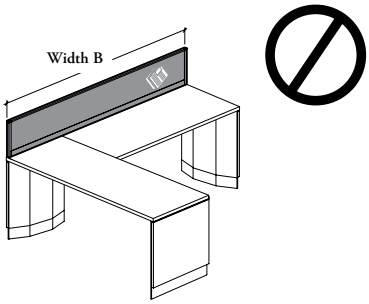

The screen on Return **cannot** be specified the same dimension than the Width B

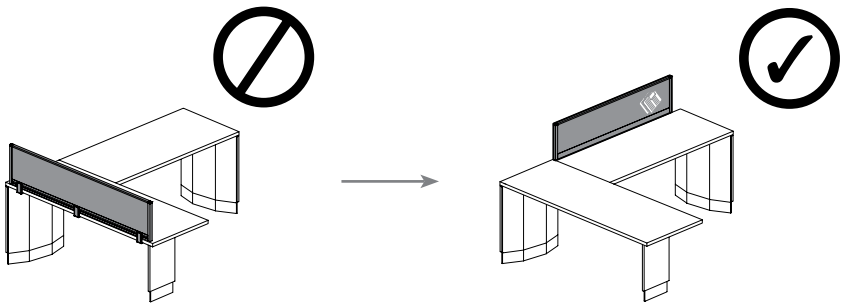

The Desk Screen can only be installed on Return of L-Shape Peninsula Desk

planning with desk screens (continued)

stability restrictions on freestanding rectangular desks, tables & credenzas*

Are applicable with:
- Rectangular Desks: B_RR, B_RF
- Table Desks: B_MDWO, B_MDWF
- Primary Desk: B_MDG,
- Rectangular Table: B_RTD

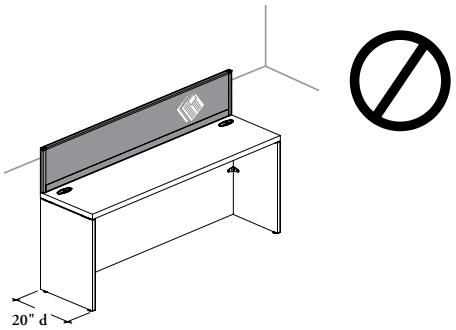

Desk Screens **cannot** be used with a 20" deep desk or table

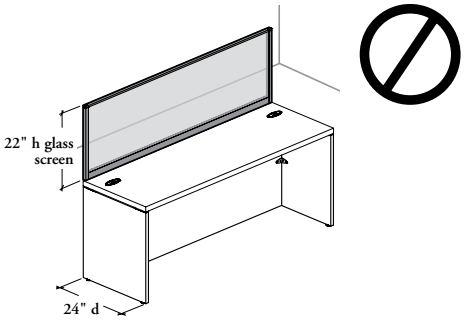

A 22" high Desk Screen – Glass (BASFG) **cannot** be used with a 24" deep desk or table

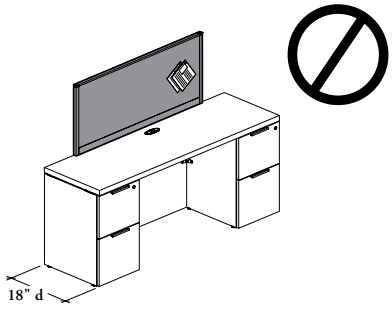

Cannot be installed on 18" deep credenza

* When installed against a buiding wall or with a return there are **no** restrictions

personal screen – felt basics

Personal Screen can be installed on back edge of a rectangular worsurface to provide additional privacy.

Cannot be used on worksurface with Knife Edge Trim (V) or on worksurface with glass

User View



Visitor View

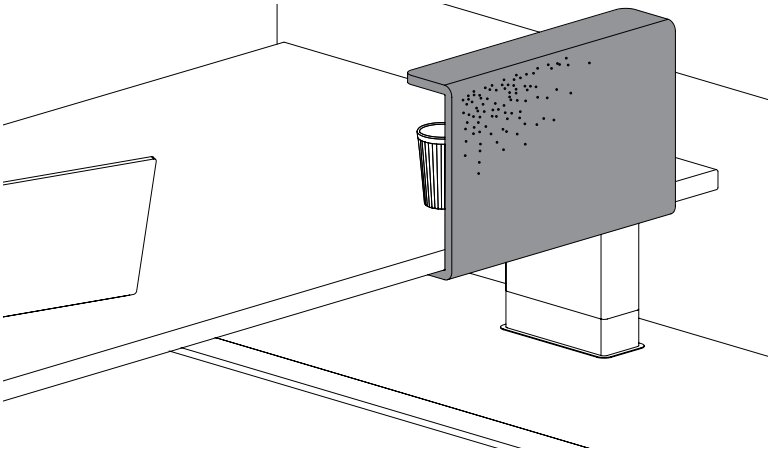



Personal Screen – Felt (BAPSE)

- Provides additional privacy and can be used with specific desks and tables. For more details, refer to the specification software
- Mounted to the end back edge of a worksurface
- Location of the screen on the surface visitor edge of worksurfaces allows hide the small accessories (phone, wires, glass, etc.) on worksurfaces
- Can be used on solid worksurfaces only
- The interior of the Personal Screen comes in metal and allows magnetic memo

Finishes:

– **Exterior** is available in Loft finishes

– **Interior** is available in Foundation, Accent or Mica colors

stow away drawer basics

The Stow[Away] Drawer provides additional small storage under a worksurface.



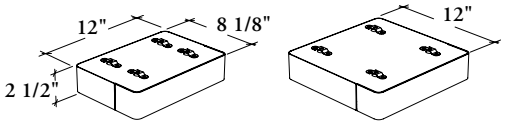

Pocket (P) **Standard (S)**

Stow[Away Drawer (BADF)

- Provide additional small **not** lockable storage space underworksurface (W)
- Two sizes are available:
  – Pocket (P)
  – Standard (S)
- The Standard (S) size drawer can accommodate letter size paper and comes with a pencil tray
- Integrated pull in the lower part of the drawer front
- Drawers have full extension slides
- **Finishes:**
  – Metal Drawer and Metal Case is finished in Foundation, Accent and Mica colors
  – Bottom Felt Liner is finished in Carbon (RB11) only
- This product is **not** compatible with all Expansion Casegooods products, refer to next page for more details

Interior Space

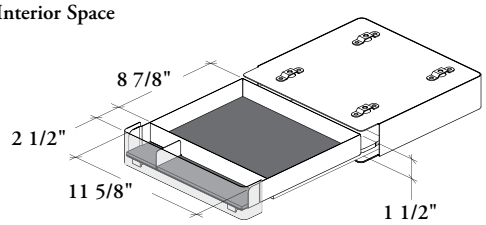

Standard Size

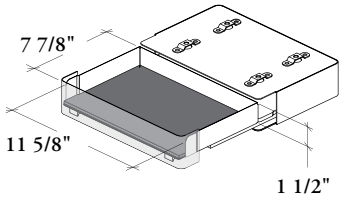

Pocket Size

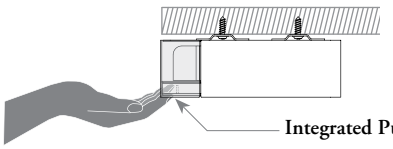

planning with stow away drawer

Information on this page should be considered when planning with Stow Away Drawer.

drawer compatibility products

- Pocket (P) and Standard (D) drawer sizes can be used with:
  - All Preconfugured Desks
  - All Returns
  - All Standard Credenzas
  - All Standard Desks
  - All Main Worksurface for Reception Desks
  - All Returns for Reception Desks
  - Most Multi-Level products, except the configurations listed below:

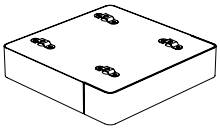

Standard (S) Drawer Size is compatible on all Multi-Level products, except these configurations:

- 23" deep Height-Adjustable Desk – Bevel Bases (BH_FB) (Shown)
- 29" deep Height-Adjustable Run-Off – Bevel Bases (BH_RB)
- 23" deep Return of a Height-Adjustable L-Shape Desk – Bevel Bases (BH_LD)
- 23" deep Return of a Height-Adjustable L-Shape Corner Desk – Bevel Bases (BH_LC)
- 23" deep Return of a Height-Adjustable L-Shape Peninsula Desk – Bevel Post Leg (BH_B)
- 21" or 24" deep Height-Adjustable Rectangular Worksurface (BH_RL or BH_RC)
- 23" or 29" deep B Return of a Height-Adjustable Desk for U-Shape Workstation – Bevel Bases (BH_UB)
- 23" or 29" deep B Return of a Full-Modesty Height-Adjustable Desk for U-Shape Workstation – Offset Bases (BF_U)
- 24" deep Table Desk with Open Frame Legs (B_MDWO)
- 24" deep Table Desk – Frame Legs with Infill (B_MDWF)
- 24" deep Table Desk with Full-Modesty – Open Frame Legs (B_MFWO)
- 24" deep Primary Desk for U-Shape Configuration (B_MDG)
- 24" deep Peninsula Desk for U-Shape Configuration (B_MDS)
- 24" deep Fixed Run-Off – Mid-Height (BM_R) (Shown)
- 24" deep Overlapping Bridge – High Secondary Desk (B_MBH)
- 24" deep Overlapping Bridge – Low Secondary Desk (B_MBL)
- 20" deep Secondary Desk (B_MSD, BH_SR, BH_SB or BH_SL)
- All Cantilever run-off (BH_CR, BH_CP, B_MCR or B_MCP)

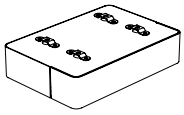

Pocket (P) Drawer Size is compatible on all Multi-Level products, except these configurations:

- 23" or 29" deep B Return of a Height-Adjustable Desk for U-Shape Workstation – Bevel Bases (BH_UB)
- 28" deep Full-Modesty Height-Adjustable Run-Off – Offset Base (BF_R)
- 23" deep B Return of a Full-Modesty Height-Adjustable Desk for U-Shape Workstation – Offset Bases (BF_U)
- All Cantilever run-off (BH_CR, BH_CP, B_MCR or B_MCP)
- Except on Height-Adjustable Cantilever Rectangular Run-Off (BH_CR), 34" depth with worksurface thickness M 1 3/16" or X 1 9/16" at specific position, see drawer application
- Except on Fixed-Height Cantilever Rectangular Run-Off (B_MCR), 36" depth at specific position, see drawer application

planning with stow away drawer (continued)

drawer applications

- This drawer can be used under a fixed or height-adjustable worksurface depending on the type of worksurface, there is recommend position where it can be used
- **Cannot** be used under a glass top worksurface

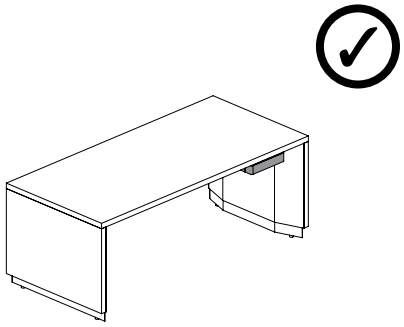

Can be installed anywhere along the worksurface

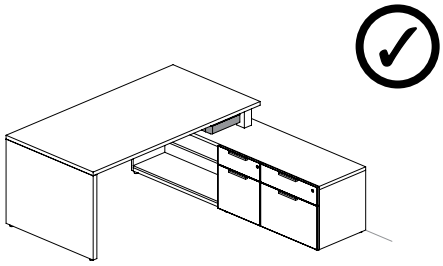

Can be installed at the end of the worksurface, over a mid-height storage or Low Secondary Desk

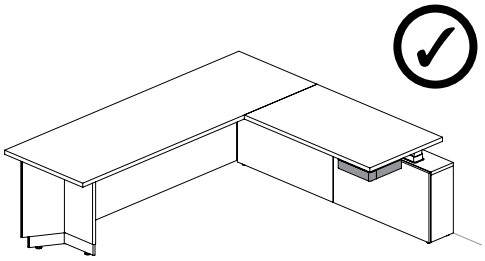

Can be installed on a return of a L-Shape Desk

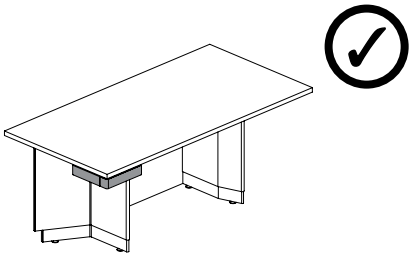

Can be installed right next to a offset bases of a Full-Modesty Desk

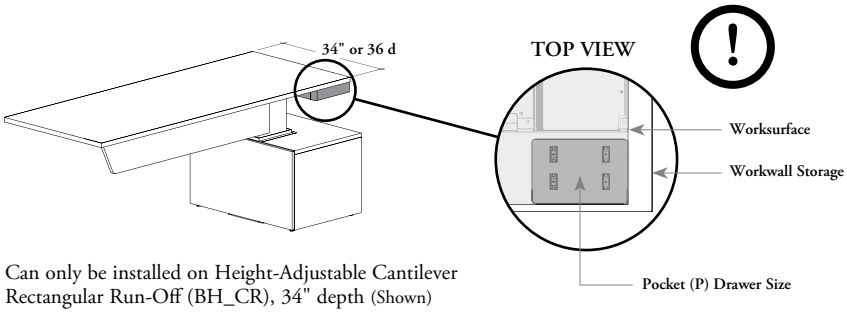

- Can only be installed on Height-Adjustable Cantilever Rectangular Run-Off (BH_CR), 34" depth (Shown)
- Can only be installed on Fixed-Height Cantilever Rectangular Run-Off (B_MCR), 36" depth
- The drawer should be installed at the end of the worksurface, over the Workwall storage

multi-functional drawer basics

The Multi-Functional Drawer provides additional small storage under a worksurface or inside of a tower.

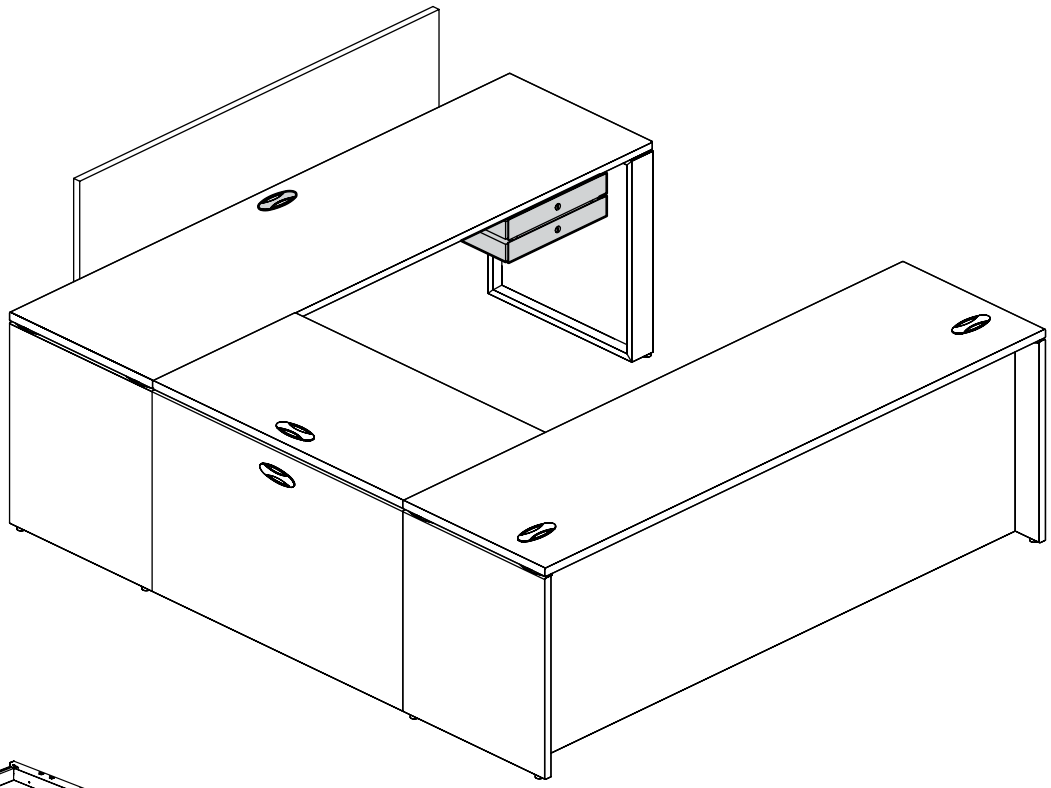

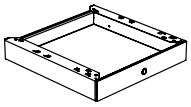

Multi-Functional Drawers (BADMF)

- Provide convenient small lockable (if specified) storage space for a workstation
- Have **no** pull; slides have an integrated touch-latch for the opening
- Drawers have full extension slides
- Internal space capacity is 12 1/2" deep x 14 1/2" wide x 2" high with pencil tray
- Removing the pencil tray will provide an additional depth of:
  - 2" (with lock)
  - 3 1/2" (no lock)
- Wires up to 5/8" diameter can be routed inside the drawer; wires can be restrained using tie wraps (**not** included)
- Multi-Functional Drawer applications is specified on page 226
- **Finishes:**
  - Front finish is available in Clear Anodized (AC), Foundation, Accent or Mica colors
  - Case Finish is available in Foundation, Accent or Mica colors
  - Pencil Tray are finished in Clear Anodized (AC) only
- Included Features (actual dimensions):

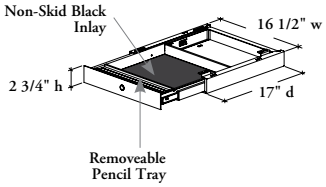

planning with multi-functional drawer

Provide convenient small lockable (if specified) storage space for a workstation.

Cannot be installed under all glass tops (BGMTH, BGMTL and BHGRB), all height-adjustable products, all Full-Modesty Height Worksurfaces (BF_F, BF_R, BF_E, BF_L or BF_U), all Secondary Desks – Height-Adjustability (BH_SR, BH_SB or BH_SL) and all cantilever run off (BH_CR, BH_CP, B_MCR or B_MCP)

product	• **Preconfigured Desks** • **Returns** • **Credenzas** • **Standard Desks** • **Main Worksurf. for Reception Desks** • **Return for Reception Desks**	• **Low Secondary Desks (B_MSD)** • **Run-Off Worksurfaces*** • **Run-Off Worksurfaces with End Support*** • **Table or Fixed-Height Desks** (Multi-Level Workstations) • **Overlapping Bridges*** • **Overlapping Bridge with End Support*** • **Primary Peninsula Desks**	**High Secondary Desk (B_MSD)**
application graphic	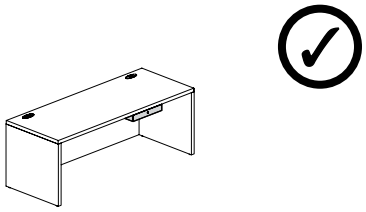	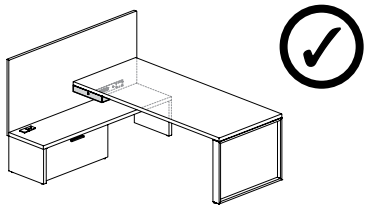	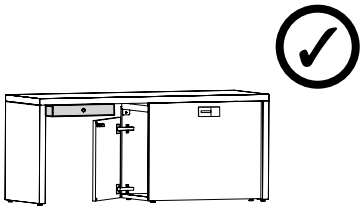
allowed position	Anywhere along worksurface	Left or Right (One per desk)	Left or Right (One per desk)
allows double-stacking	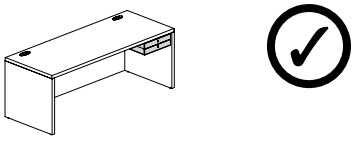	Yes, but could block the access, to the power bar on the Wall Panel or on the End Support	Yes, but could block the opening of the Multi-Functional Storage door if its position is within 18" from the drawer

product	• **Standard Freestanding Storage** • **Towers (BCFSO, BFRL or BFRG)**	**Towers for Low Secondary Desk Mounted (BRLL** (Shown)**, BRLG or BRLO)**	**Towers for High Secondary Desk Mounted (BRHL** (Shown)**, BRHG or BRHO)**
application graphic	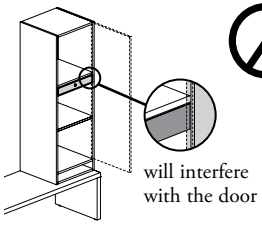 will interfere with the door	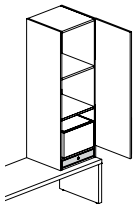	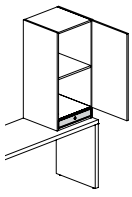
allowed position	None	Above upper file drawer	In pigeonhole only
allows double-stacking	N/A	No	No

*** Refer to specification software for compatibility with Run-Off Worksurfaces or Run-Off – Low Secondary Desk**

desk accessory complement basics

Expansion Casegoods offers a variety of desk accessories designed to create functional workspaces.

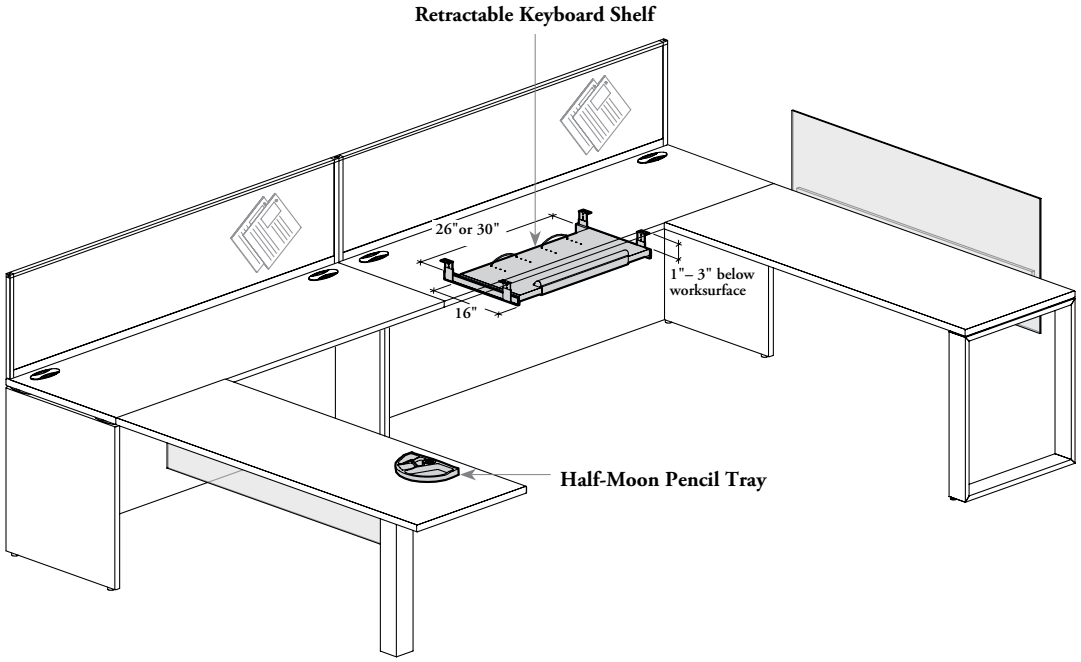



Half-Moon Pencil Tray (BRAX01)

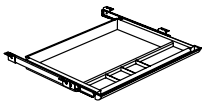

Center Pencil Drawer (BRAX05)

Half-Moon Pencil Tray (BRAX01) and Center Pencil Drawer (BRAX05)

- **Cannot** be installed under a glass top product, a Height-Adjustable product and a Secondary Desk – Height-Adjustable Run-Off or U-Shape Workstation or a Low Secondary Desk
- **Finish:**
  – Black

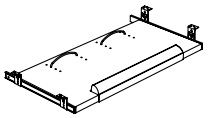

Retractable Keyboard Shelf (RAKB)

- Provides a retractable support for both a keyboard and a mouse
- **Cannot** be installed under a glass top product or a Height-Adjustable product
- **Finishes:**
  – The shelf is available in Source Laminate colors
  – The wrist support and retaining rods are finished in Black

Also available:

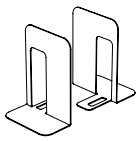

Metal Bookends (BABE)

- Metal Bookends enhance functionality by supporting binders or books on mounted overheads or laminate shelves
- **Finishes:**
  – Are available in Foundation, Accent or Mica colors

desk accessory complement basics (continued)

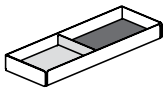

Box Drawer Organizer (BAWO)

- Provides compartmentalized accessories above a mobile storage or a worksurface. Can also be placed inside a small box drawer or standard a box drawer. The Sliding Tray can be moved and removed from organizer
- Comes with one Sliding Tray and bottom felt liner
- Two Drawer Styles are available:
  - Letter (L)
  - Legal (G)
- **Finishes:**
  - **Organizer and Sliding Tray** are available in Foundation, Accent or Mica colors
  - **Bottom Felt Liner** is available in Carbon (RB11) Loft finish

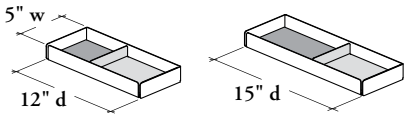

Letter Drawer Style (L) **Legal Drawer Style (G)**

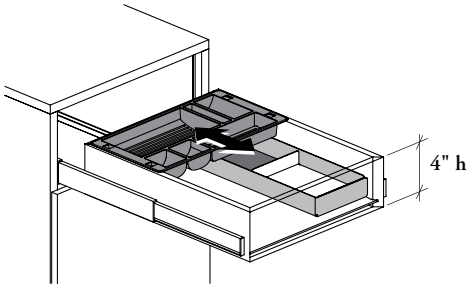

- 4" high standard box drawer allows to stack its Pencil Tray over the Box Drawer Organizer. Both items must be placed side-by-side in a 3" high small box drawer

box drawer organizer applications

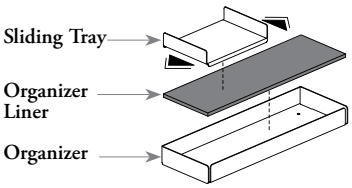

Inside Box Drawer

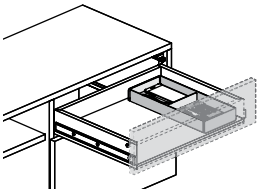

Onto Storage

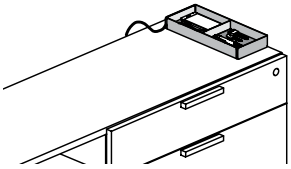

Box Drawer Dimension vs Box Drawer Organizer

TOP VIEW

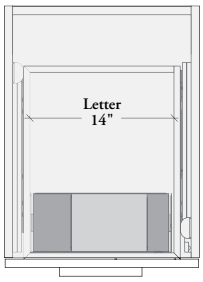

The Letter (L) Organizer can be placed along the width of:

- Pedestal (BSPSS)
- Mobile Pedestal (BSPMS)
- Mobile Pedestal with Seat (BSMCS)
- Suspended Pedestal (BSPUS)
- Mid-Height Stretch Pedestal (BSMPS) (16" width only)



The Letter (L) Organizer can be placed along the depth of:

- All Workwall Storage, except:
  - Workwall Stretch Pedestal (BSPT)
  - Workwall Cabinet (BSCT)
  - 48" & 54" wide Workwall Credenza for Media with Open and Drawers (BSMDOD)

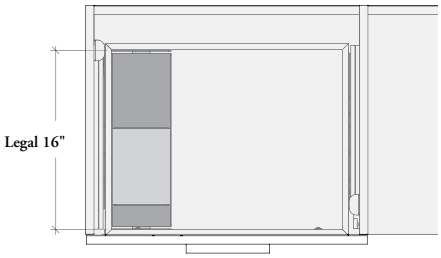

The Legal (G) Organizer can be placed along the depth of:

- All Returns and Credenzas
- All Storage for Secondary Desk
- All Freestanding Storage, except:
  - Mid-Height Storage which should use Letter (L)

desk accessory complement basics (continued)

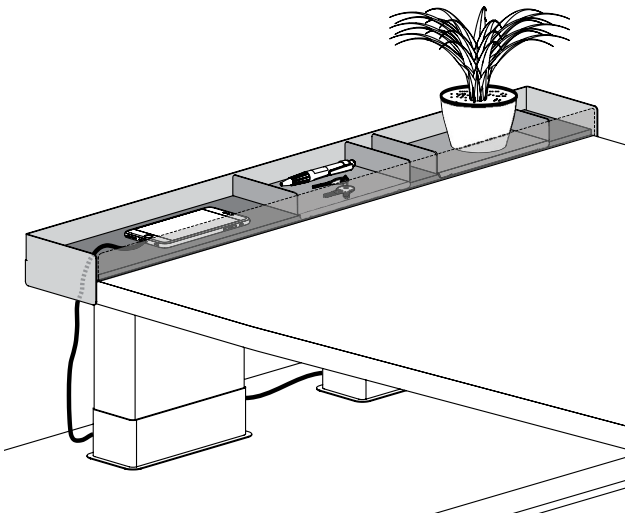

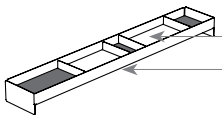

Lateral Worksurface Organizer (BALWO)

- Provides compartmentalized accessories above a worksurface. The Sliding Tray can be moved and removed inside organizer
- Can be used on end of a solid multi-level worksurface or Height-Adjustable Meeting Peninsula. See illustrations below for positions
- **Cannot** be used at the end of a Fixed Meeting Peninsula (BC_FR, BC_FD, BC_FT or BC_FP) and all cantilever run off (BH_CR, BH_CP, B_MCR or B_MCP)
- Can be used on M or X thick worksurface. Organizer height matches 1 3/16" (M) thick worksurface, therefore it is **not** recommended on knife edge worksurface (V)
- The number of the Sliding Tray included varies depending the depth specified:
  - 1 Sliding Tray, if 17" or 21" depth
  - 2 Sliding Trays, if 23" to 40" depths
  - 3 Sliding Trays, if 41" depth and more
- **Finishes:**
  - **Organizer and Sliding Tray** are available in Foundation, Accent or Mica colors
  - **Liner** is available in Loft finish

- The depth to specified depends on worksurface depth selected and must be on module (same dimension):

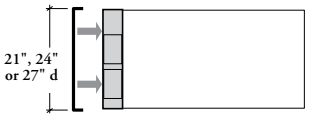

H-Adjustable Rectangular Worksurface

Not applicable with Grommet Options (C, D and E)

* Can be installed on the width side of the Height-Adjustable Rectangular Worksurfaces (BH_RL and BH_RC), in the two dimensions mentionned here

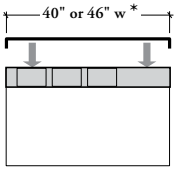

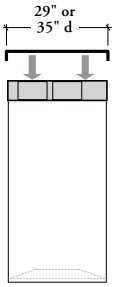

Run-Off Worksurfaces, H-Adjustable Run-Off

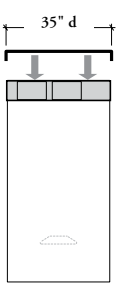

H-Adjustable Peninsula

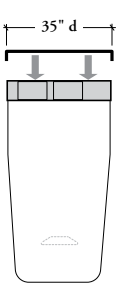

H-Adjustable Tapered Peninsula

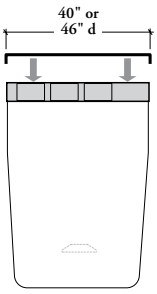

H-Adjustable Meeting Peninsula**

** Can be installed on Height-Adjustable Meeting Peninsula (B_HRW, B_HDW and B_HBW)

Not applicable with TV Stand Ready (R) option and with (B_HPW)

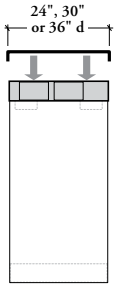

Fixed Run-Off – Mid-Height

Not applicable with Grommet Options (E and P)

or Full-Modesty Fixed Run-Off

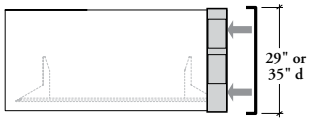

Table Desk with Full-Modesty

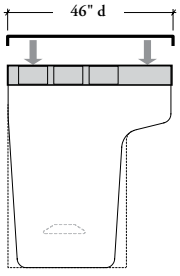

H-Adjustable Extended Tapered Peninsula

Not applicable with Grommet Option (P)

or Full-Modesty H-Adjustable Extended Run-Off

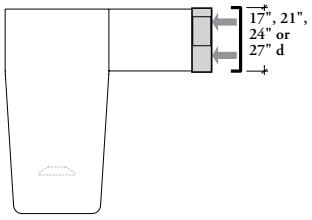

H-Adjustable L-Shape Worksurfaces

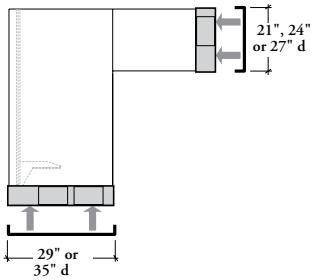

Full-Modesty H-Adjustable L-Shape Run-Off

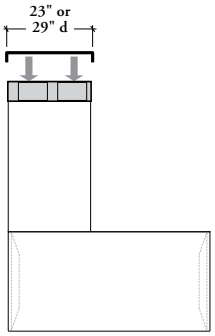

H-Adjustable Desk for U-Shape Workstation

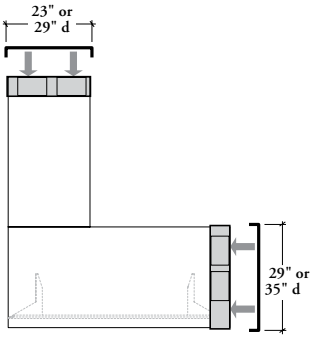

Full-Modesty H-Adjustable Desk for U-Shape Workstation

desk accessory complement basics (continued)

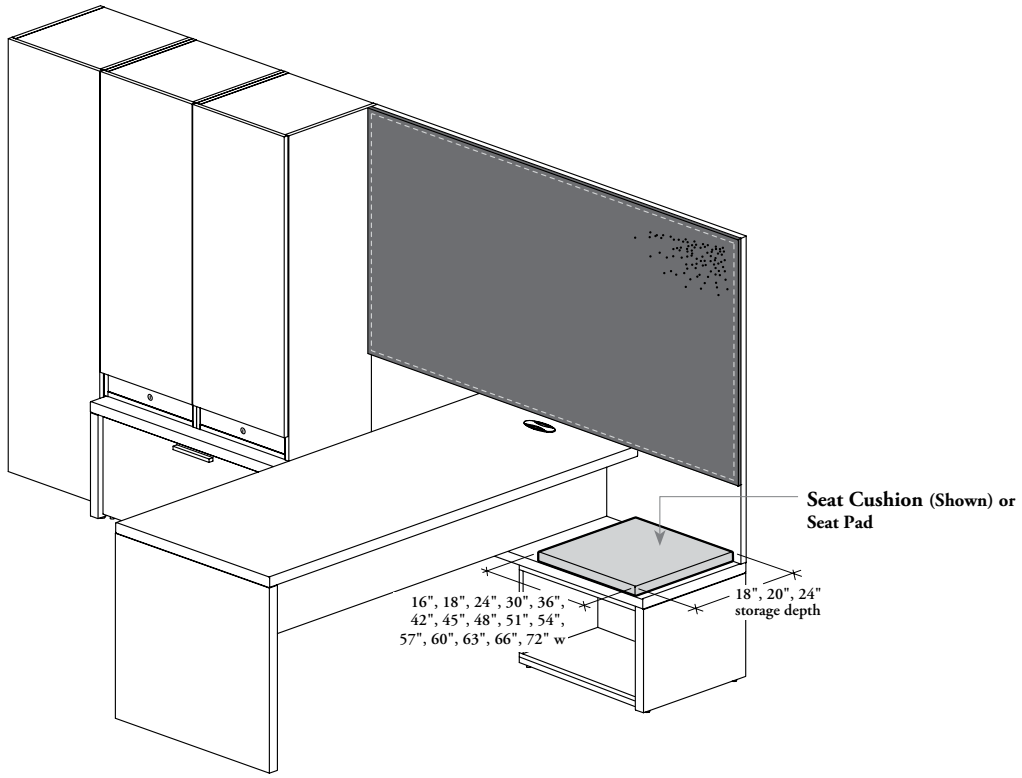

- Can be placed anywhere along the top of a low secondary desk or storage (with or without Wall Panel)
- Three configuration are available:
  - Low Secondary Desk (L)
  - Mid-Height (K)
  - Mobile Pedetal (M)
- Can be used with:
  - Low Secondary Desks (B_MSDL, BH_SRL, BH_SBL or BH_SLL)*
  - 21" high Mobile Pedetal (BSPMS)
  - Mid-Height Freestanding Storage (BSMPS or BSMFL)
  - Mid-Height Workwall Storage (BSMO, BSMD, BSMSSP, BSMCD, BSMOD, BSMWL, BSMHLR, BSMHDP, BSMCFW, BSMCHR, BSMHCP, BSMCHC, BSMHLC or BSMDOD)

* A Storage for Secondary Desk must be installed under a Low Secondary Desk, when a Seat Cushion or Pad is specified on a top of a low secondary desk to provide more structural support

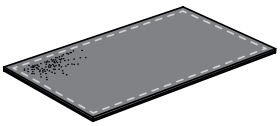

Seat Pad – Felt (BASEP)

- Seat always comes with Velcro® bands and is **not** removable
- **Finishes:**
  - Available in Loft
  - Stitches Finishes are available: Carbon Coordinate (C), Shale Coordinate (E), Carrara Coordinate (G) or Umber Coordinate (M)

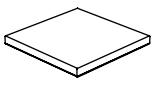

Seat Cushion – Fabric (BASFC)

- **Cannot** be used with Flintwood finishes
- When Low Secondary Desk (L) or Mid-Height (K) configuration is specified, the cushion comes with bumpers and is removable
- When Mobile Pedestal (M) configuration is specified, the cushion comes with Velcro® bands and is **not** removable and ensure stability
- **Finishes:**
  - Available in Teknion Standard Seating Fabrics and Leather

desk accessory complement basics (continued)

seat/pad cushion applications

When used with a Workwall Credenza for Fixed or Height-Adjustable Worksurface (BSMWL, BSMHLR, BSMHDP, BSMCFW, BSMCHR, BSMHCP, BSMCHC or BSMHLC), the Seat/Pad Cushion **cannot** exceed under the worksurface area

Example: BSMHDP 20 d X 72 w X 21 h X 35 work. d

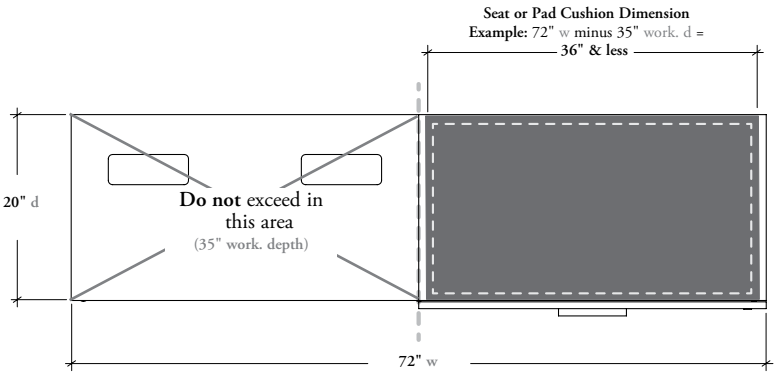

seat/pad cushion compatibility chart

Not all combinations are available, see below for more details

Configurations and dimensions available:

Configuration	+	Width	+	Storage Depth
Low Secondary Desk (L)	→	18" to 36"	→	20" or 24"
Mid-Height (K)	→	18" to 72"	→	18", 20", 24"
Mobile Pedestal (M)	→	16" only	→	18" only

Three Depth Reduction are available:

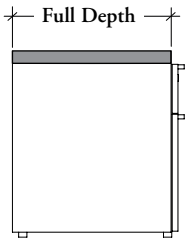

No Reduction (NA)

Can be used with configurations:
- Low Secondary Desk (L)
- Mid-Height (K)
- Mobile Pedestal (M)

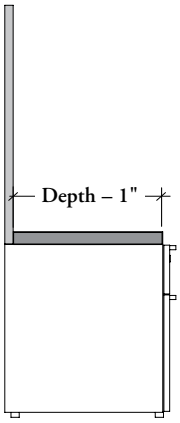

Wall Panel (WW)

Can be used with configurations:
- Low Secondary Desk (L)
- Mid-Height (K)

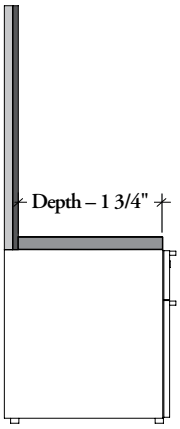

Wall Panel & Accessories (WA)

Can be used with configuration:
- Mid-Height (K) only

mounted storage & accessories

mounted storage & accessories

HUTCH BASICS 238

PLANNING WITH HUTCHES 240

ACCESSORIES – HUTCHES 242

HUTCH ACCESSORY COMPATIBILITY CHART 243

PRODUCT OFFERING – HUTCHES 244

LOCK CHART – HUTCHES 245

HUTCH FINISHES 247

GRAIN DIRECTION – HUTCHES 247

UNDERSTANDING MOUNTED TOWERS FOR SECONDARY DESKS . . 248

MOUNTED TOWER FOR SECONDARY DESK BASICS 249

INTERIOR CLEARANCE & DATUM LINE FOR MOUNTED TOWERS . 251

PLANNING WITH MOUNTED TOWER FOR SECONDARY DESKS 254

PRODUCT OFFERING – MOUNTED TOWERS 256

LOCK CHART – MOUNTED TOWERS 257

MOUNTED TOWER FINISHES 258

GRAIN DIRECTION – MOUNTED TOWERS 258

STANDARD & DOUBLE OVERHEAD CABINET BASICS 259

WALL-MOUNTED APPLICATIONS – STANDARD & DOUBLE OVERHEAD CABINETS 261

mounted storage & accessories (continued)

WALL PANEL MOUNTED APPLICATIONS– STANDARD & DOUBLE OVERHEAD CABINETS 263

ACCESSORIES – STANDARD & DOUBLE OVERHEAD CABINETS . 264

PRODUCT OFFERING – STANDARD & DOUBLE OVERHEAD CABINETS . 265

LOCK CHART – STANDARD & DOUBLE OVERHEAD CABINETS . 267

STANDARD & DOUBLE OVERHEAD CABINET & ACCESSORY FINISHES. 269

GRAIN DIRECTION – STANDARD & DOUBLE OVERHEAD CABINETS. . 271

UNDERSTANDING WALL-MOUNTED PANELS 272

WALL PANEL ALIGNEMENTS OVERVIEW 274

WALL-MOUNTED TACKBOARD BASICS 276

WALL PANEL BASICS 277

WALL PANELS – GENERAL APPLICATIONS 281

PLANNING WITH WALL PANEL FOR OVERHEAD CABINET 285

PLANNING WITH WALL PANEL FOR OVERHEAD CABINET & SHELF 288

PLANNING WITH WALL PANEL FOR SOLID SHELVES 290

PLANNING WITH WALL PANEL FOR MEDIA 293

PLANNING WITH WALL PANEL FOR MEDIA AND SHELVES 294

PLANNING WITH WALL PANEL FOR METAL ACCESSORY SHELVES 296

mounted storage & accessories (continued)

SOLID SHELF & SOLID DISPLAY SHELF FOR WALL PANEL BASICS . . 299

METAL ACCESSORY SHELVES FOR WALL PANEL BASICS 301

SIDE FILLER FOR WALL PANEL BASICS 302

TACKBOARD & MARKERBOARD – WALL PANEL MOUNTED BASICS . 303

PLANNING WITH TACKBOARD & MARKERBOARD – WALL PANEL MOUNTED 304

WALL PANEL & ACCESSORY FINISHES. 305

FABRIC DIRECTIONAL GUIDELINES 306

hutch basics

Hutches come in a variety of configurations and sizes to complement any workstation requirement.

All dimensions in this section are nominal

- **Not** all style/configuration combinations are available
- Hutches are shipped semi-knocked down
- Tangent Undercabinet Light (BLYTU) and the Linear LED Light (BLEDD) can be mounted to the underside of hutches

hutch anatomy

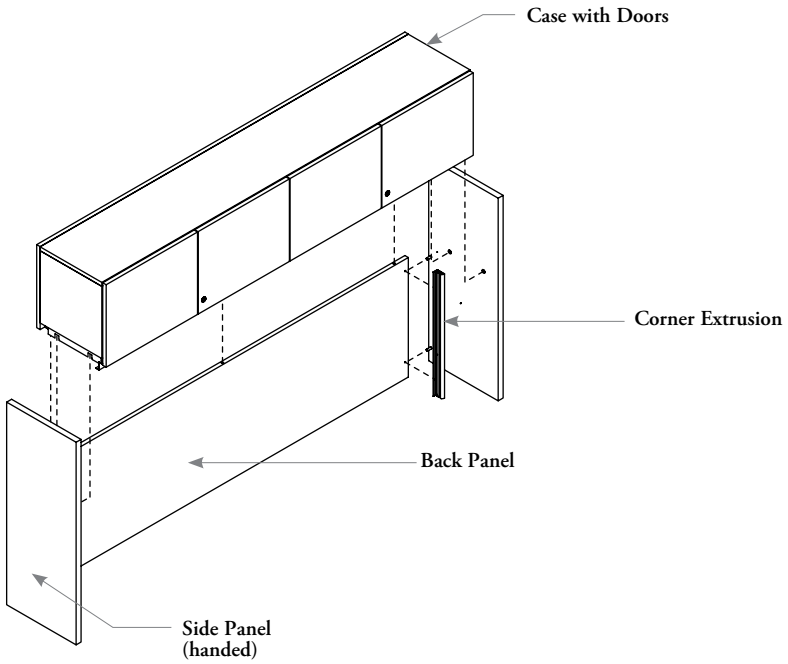

tower hutch anatomy

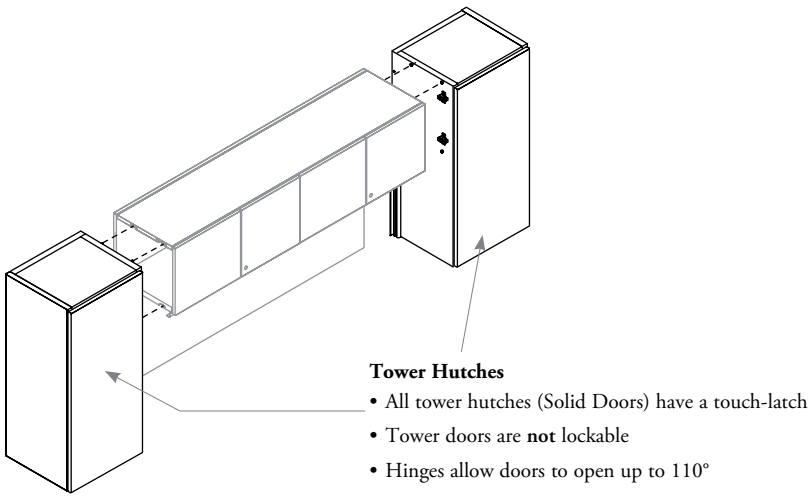

hutch basics (continued)

Laminate and Glass Doors

- **No** pull on hinged doors they can be handled with the fingertips
- Laminate door fronts are 11/16" thick
- Glass doors are made with 5/32" (4 mm) Standard or Back-Painted tempered glass inserted in an aluminum frame
- Glass and laminate doors are lockable
- Flipper doors are only available in laminate
- Hinges allow doors to open up to 110°

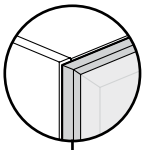

Framed

- When Clear (CL) or Frosted (FT) glass finish is specified, the door is framed

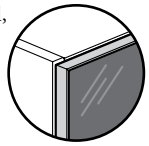

Frame Less Look

- When Back-Painted glass finish is specified, the glass is glued on the frame for a frameless appearance

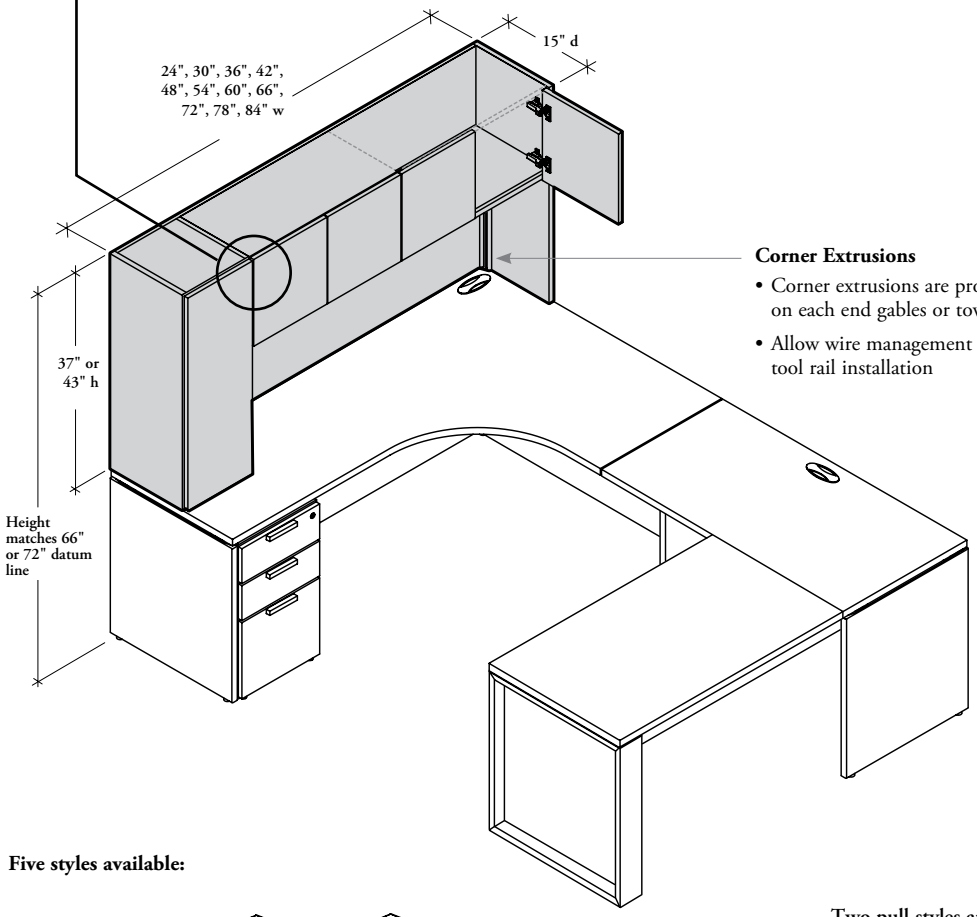

Corner Extrusions

- Corner extrusions are provided on each end gables or towers
- Allow wire management and tool rail installation

Tower Corner Cut Out

- Hutches come with a corner cut out on each tower
- Provides opening for electrical wiring and communication cables

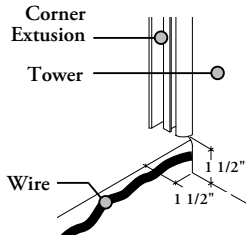

Binder Applications

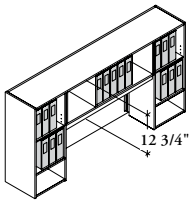

37" Hutch Height

- Central section provides 12 3/4" interior height
- For worksurface thicknesses in (D, M and X)

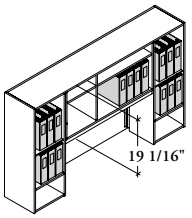

43" Hutch Height

- Central section provides 19 1/16" interior height
- For worksurface thicknesses in (D, M and X)

Five styles available:



Hutch with Hinged Doors



Hutch with Flipper Door(s)



Open Hutch



Double Tower Hutch with Doors



Single Tower Hutch with Doors

Two pull styles are available for Hutch with Flipper Door(s) (B_HFL):



Standard Expansion (1)

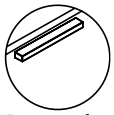

Rectangular (9)

for more details, refer to page 323

planning with hutches

- Hutch gables or towers must **never** rest on the unsupported end of a return or on a bridge
- Must be specified the same worksurface thickness option (D, M, X) as the desk or credenza on which the hutch will be installed
- Can be mounted above a standard desk, return, bridge or credenza. **Cannot** be mounted on a preconfigured executive desk, freestanding storage or secondary desk
- Hutches used with a 20" deep standard desk must be mounted against a wall for stability

hutches used with executive desks

Entirely supported by a Executive Desk

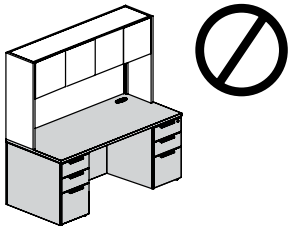

Cannot be installed on a Executive Desk. The desk must serve as the primary worksurface and to welcome visitors

hutches mounted on a freestanding storage or a secondary desk

Entirely supported by storage

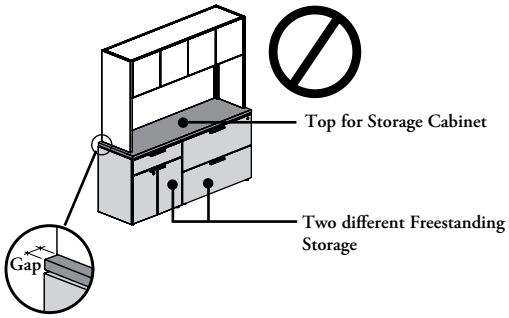

Width are **not** the same

Entirely supported by a secondary desk

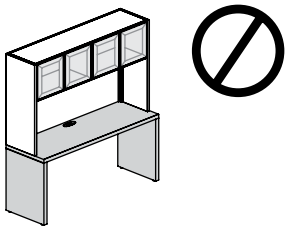

Cannot be mounted on a secondary desk; the total height (hutch + secondary desk) will **not** match the standard datum line (66" or 72" height)

hutches used in conjunction with a desk and return

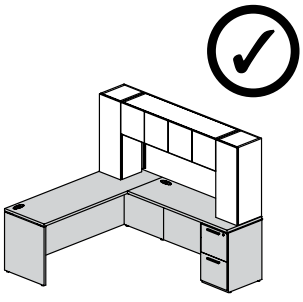

On-module

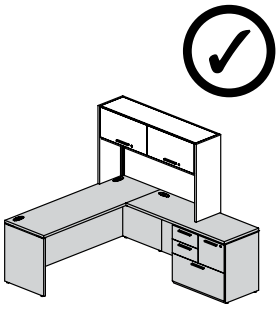

Off-module

Supported by the Gable and Storage of the Return

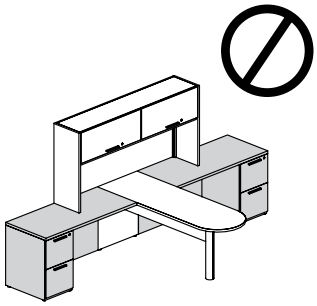

Cannot be specified on the unsupported end of the Return

planning with hutches (continued)

hutches mounted on a credenza

Entirely supported by the Credenza

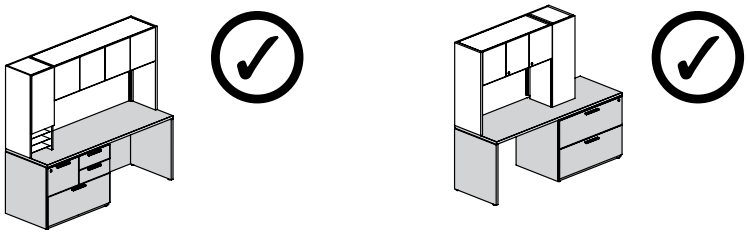

On-module **Off-module**

Supported by the Gable and Storage of the Credenza

hutches used in conjunction with a bridge

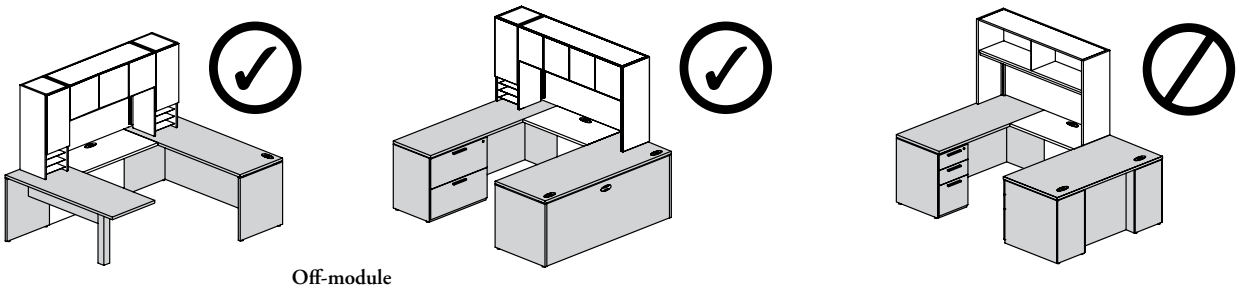

Off-module

Not supported by a Bridge

Cannot be supported by the Bridge

accessories – hutches

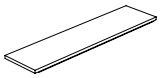

Top for Hutch (B_HT)

- Available in thicknesses (D, M, X) to match the worksurfaces
- Installation is compatible with all hutches, excluding those equipped with flipper door(s) (B_HFL)
- Specify the width based on the hutch onto which the top is mounted
- **Cannot** be used with Standard or Double Overhead Cabinets, and Towers
- Can be specified separately
- Includes a 3/8" thick neoprene spacer kit



Tool Rail (BOTR)

- Mounted in the corner extrusion of the hutch side panels
- Can be installed at various heights and be vertically superimposed to increase capacity
- See the compatibility chart on page 243 to specify the exact width
- **Finishes:**
  – Available in Foundation or Mica colors

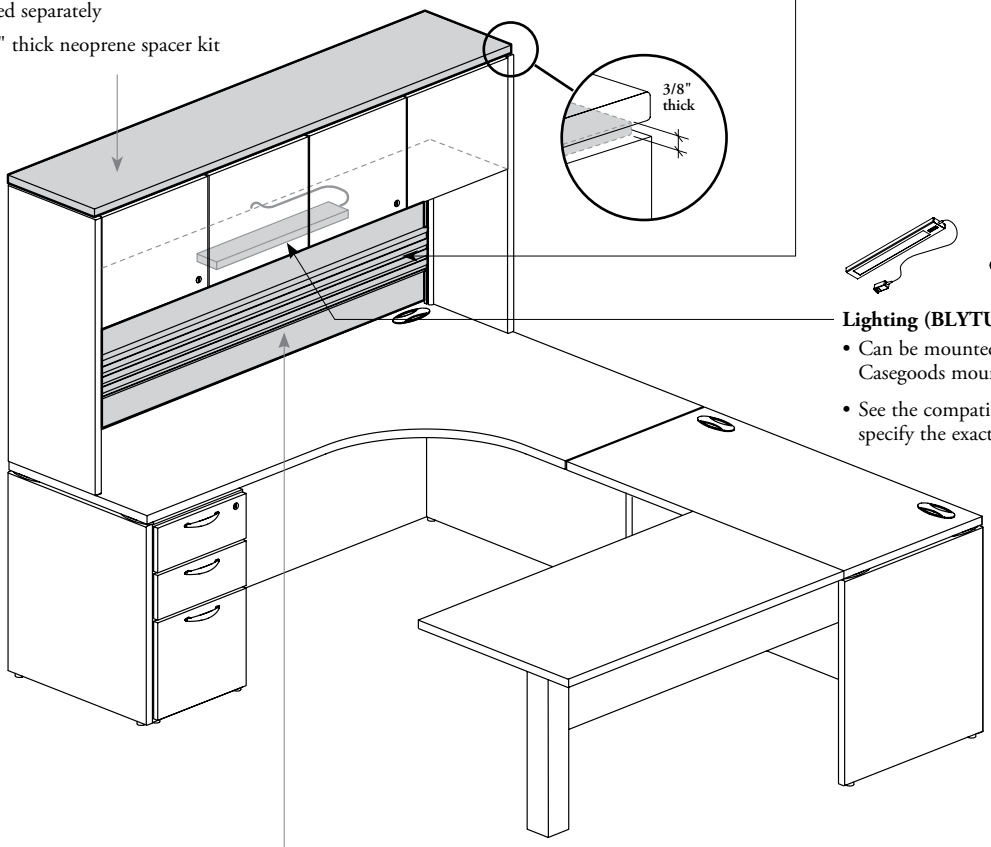

Lighting (BLYTU or BLEDD)

- Can be mounted beneath all Expansion Casegoods mounted storage products
- See the compatibility chart on page 243 to specify the exact width

tackboard and markerboard – hutch mounted

- Fixed on the back panel of the hutch between the worksurface and the bottom shelf of a hutch only
- Specify the width according to the dimension between the two towers or gables of the hutch to which the tackboard or markerboard is mounted. See compatibility chart on page 243 to specify the exact width
- **Cannot** be used on building wall and Wall Panels



Non-Magnetic Glass (BOTMG)



Magnetic Glass (BOTMM)



Tackboard – Hutch Mounted (BOTB)

- Provide a tackable surface accommodate the visual display of paper-based information
- **Finishes:**
  – Available in Teknion's Standard Panel Fabrics

Glass Markerboard – Hutch Mounted (BOTM)

- Are available in two glass markerboard styles:

  Non-Magnetic Glass (G):
  Provides an erasable message board

  Magnetic Glass (M):
  Provides an erasable message board and accepts magnets

- Only dry erase markers can be used
- **Finishes:**
  – Are available in 5/32" (4 mm) Back-Painted tempered glass
  – Mounting Extrusion will match the glass finish

hutch accessory compatibility chart

PRODUCT CODE	HUTCH WIDTH										
	24"	30"	36"	42"	48"	54"	60"	66"	72"	78"	84"
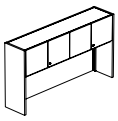 B_HCL B_HCG B_HFL B_HO	TOOL RAIL (BOTR), TACKBOARD (BOTB), AND MARKERBOARD (BOTM) WIDTH										
	24"	30"	36"	42"	48"	54"	60"	66"	72"	78"	84"
	TANGENT UNDERCABINET LIGHT (BLYTU) WIDTH										
	20"	20" or 23"	20" to 30"	20" to 33"	20" to 43"	20" to 43"	20" to 43"	20" to 43"	20" to 43"	20" to 43"	20" to 43"
	LINEAR LED LIGHT (BLEDD) WIDTH										
	n/a	24"	24"	24" to 36"	24" to 36"	24" to 48"	24" to 48"	24" to 48"	24" to 48"	24" to 48"	24" to 48"
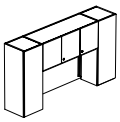 B_TLL	TOOL RAIL (BOTR), TACKBOARD (BOTB), AND MARKERBOARD (BOTM) WIDTH										
	n/a	n/a	n/a	n/a	24"	30"	36"	42"	48"	54"	60"
	TANGENT UNDERCABINET LIGHT (BLYTU) WIDTH										
	n/a	n/a	n/a	n/a	n/a	20" or 23"	20" to 30"	20" to 33"	20" to 43"	20" to 43"	20" to 43"
	LINEAR LED LIGHT (BLEDD) WIDTH										
	n/a	n/a	n/a	n/a	n/a	24"	24"	24" to 36"	24" to 36"	24" to 48"	24" to 48"
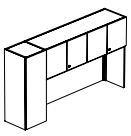 B_ELL	TOOL RAIL (BOTR), TACKBOARD (BOTB), AND MARKERBOARD (BOTM) WIDTH										
	n/a	n/a	24"	30"	36"	42"	48"	54"	60"	66"	72"
	TANGENT UNDERCABINET LIGHT (BLYTU) WIDTH										
	n/a	n/a	n/a	20" or 23"	20" to 30"	20" to 33"	20" to 43"	20" to 43"	20" to 43"	20" to 43"	20" to 43"
	LINEAR LED LIGHT (BLEDD) WIDTH										
	n/a	n/a	n/a	24"	24"	24" to 36"	24" to 36"	24" to 48"	24" to 48"	24" to 48"	24" to 48"

product offering – hutches

- All specified dimensions are nominal. This page provides actual dimensions in all cases
- For a list of available dimension combinations, refer to pricing tables in the price guide or to the specification software

Standard Hutch – Solid Hinged Doors (B_HCL)

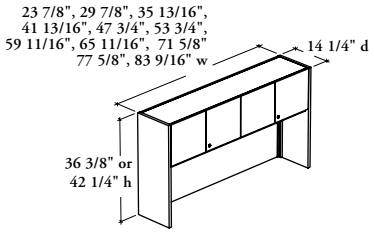

hinged doors

Standard Hutch – Glass Hinged Doors (B_HCG)

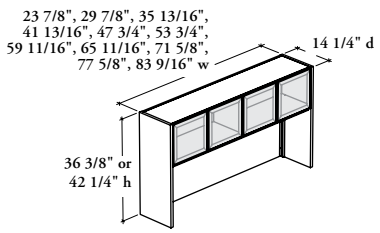

hinged doors

Standard Hutch – Solid Flipper Door(s) (B_HFL)

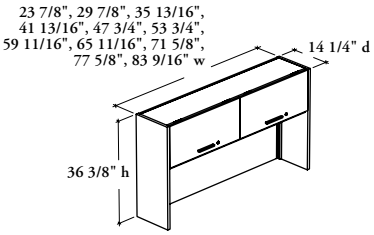

flipper door(s)

Standard Hutch – Open (B_HO)

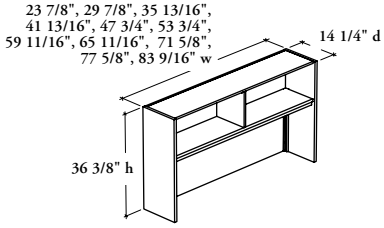

open

Double Tower Hutch – Solid Doors (B_TLL)

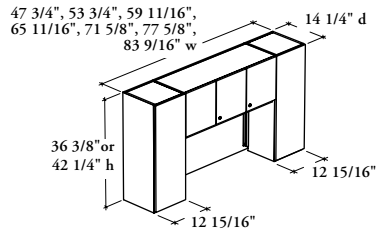

2 towers and
hinged doors

Single Tower Hutch – Solid Doors (B_ELL)

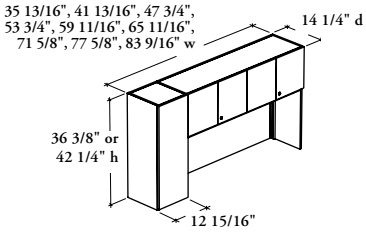

1 tower and
hinged doors

lock chart – hutches

When sepcified, all closed storage products can be specified with a lock and key set and can be keyed randomly or alike. A Key Chart must accompany every order

Standard Hutch – Solid or Glass Hinged Doors (B_HCL or B_HCG)

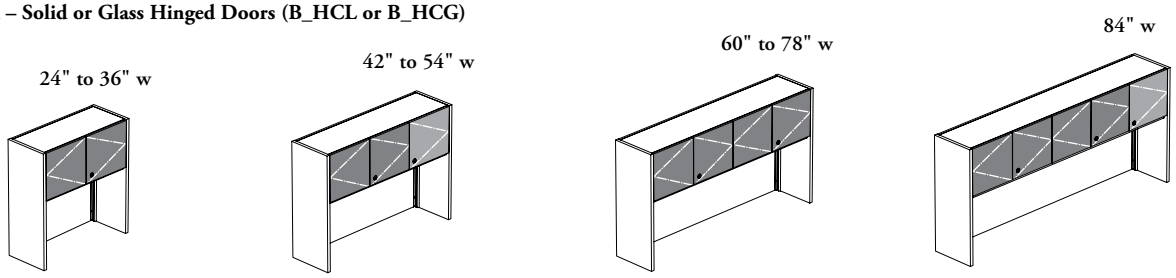

number of locks	1 x 1 x Compartment	2 x 2 x Compartments	2 x 2 x Compartments	3 x 3 x Compartments

Standard Hutch – Solid Flipper Door(s) (B_HFL)



number of locks	1 x 1 x Compartment	2 x 2 x Compartments

Standard Hutch – Open (B_HO)



number of locks	0 x 1 x Compartment	0 x 2 x Compartments

Lockable Double Doors Lockable Single Door Not Lockable

lock chart – hutches (continued)

Double Tower Hutch – Solid Doors (B_TLL)

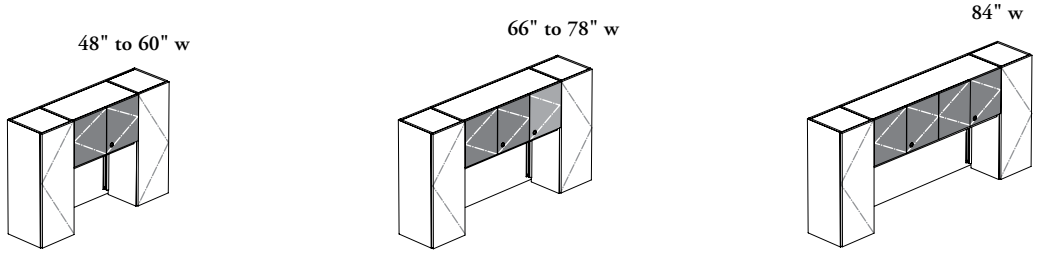

number of locks	1 x 1 x Compartment (Central Section)	2 x 2 x Compartments (Central Section)	2 x 2 x Compartments (Central Section)

Single Tower Hutch – Solid Doors (B_ELL)

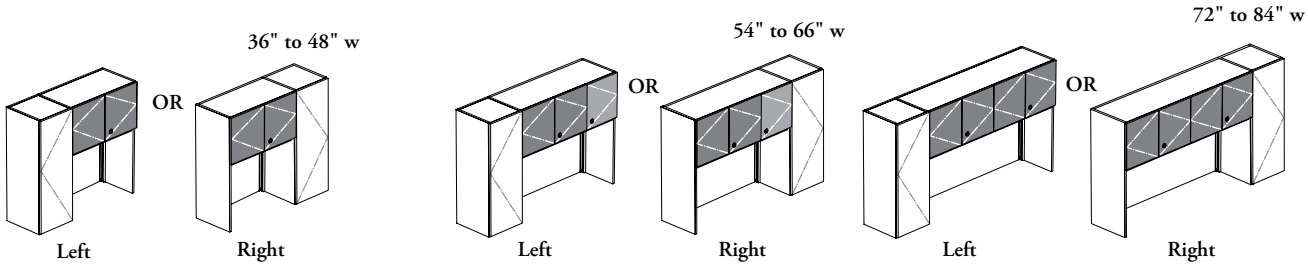

number of locks	1 x 1 x Compartment (Central Section)	2 x 2 x Compartments (Central Section)	2 x 2 x Compartments (Central Section)

hutch finishes

- All Laminate components are protected with a solid plastic edge
- Flintwood finishes are **not** available with these products

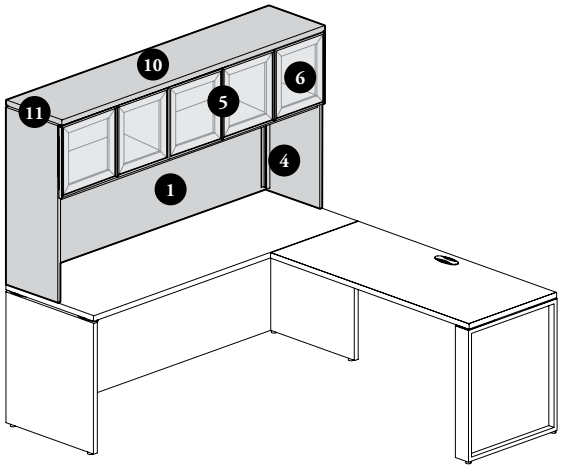

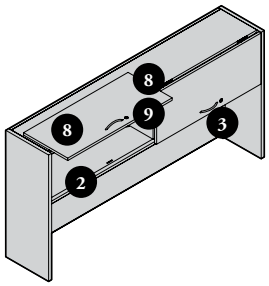

1 Hutch Central Case (top, sides, divider and adjustable solid shelves), Back and Side Panels, and Tower Cases
- **Finish:**
  - Source Laminate

2 Bottom Shelf, 3 Pull, 4 Corner Extrusion and Hardware
Finishes:
- Foundation
- Mica

- Hardware will match Pull finish if visible
- Corner Extrusion will match Hardware finish specified

5 Glass Door Frame
Finishes:
- Foundation
- Mica
- Accent
- Clear Anodized (AC)

6 Glass Door
Finishes:
- 5/32" (4 mm) Tempered Glass:
  - Standard: Clear (CL)
  - Standard: Frosted (FT) is a single-sided etched tempered glass which is facing inward of desk
  - Back-Painted

7 Solid Door Front
Finishes:
- Source Laminate
- Foundation Laminate

8 Solid Door Edge Trim
Finishes:
- Edge Trim Colors

9 Lock & Key
Finish:
- Brushed Chrome

10 Top for Hutch (B_HT)
Finishes:
- Source Laminate
- Foundation Laminate

11 Top for Hutch Edge Trim
Edge Trim Style:
- Straight Trim (3mm) (6)

Top finish restrictions:

Worksurface Thickness	Top Finish	Edge Trim Style	Edge Trim Finish
D 1"	Source Laminate	6	Edge Trim Colors*
M 1 3/16"	Foundation Laminate	6	Edge Trim Colors*
X 1 9/16"	Foundation Laminate**	6	Edge Trim Colors**

* Black Matte, Baltic Ply, Clay Matte and Fossil Matte are not available

** Storm White, Very White, Crisp Grey, Soft Gris or Wood Prints only

grain direction – hutches

hutches

- Hinged Door grain direction will always be vertical
- Flipper and Sliding Door grain direction will vary depending on finish selected

Cathedral Grain Pattern:

Source Laminate
- 3A – 3B – 3C – 3D – 3E – 3L – 3M – 3X – 8E – 8R – 8S – XQ – XR – 86 – 87 – 88

Foundation Laminate
- 2A – 2B – 2C – 2D – 2E – 2L – 2M – 2X – 7B – 7M – 7S – 7U – 7V – 7Z – RQ – YR

For colors listed above, the Cathedral Grain Pattern for doors will be horizontal

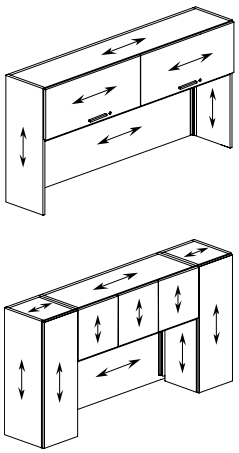

Straight Grain Pattern:

Source Laminate
- 3F – 3K – XJ

Foundation Laminate
- 2F – 2K – JG

For colors listed above, the Straight Grain Pattern for doors will be vertical

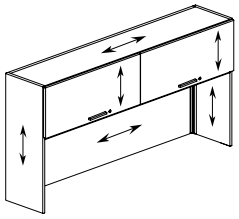

understanding mounted towers for secondary desks

The mounted towers offer several storage types and alignment possibilities.

- Mounted Towers can be used in two different applications. Some are dedicated for Low Secondary Desk applications as the others are dedicated for High Secondary Desk applications
- Can only be mounted on all Secondary Desks (B_MSD, BH_SR, BH_SB or BH_SL)

mounted towers for low secondary desk

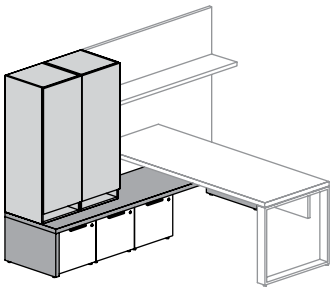

mounted towers for high secondary desk

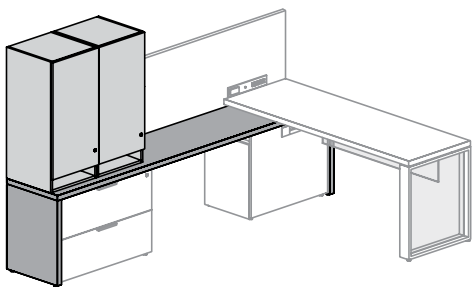

graphic applications / door styles

full door/ open

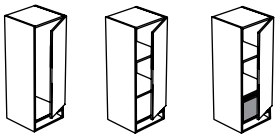

Towers with Full Solid Door (BRLL)

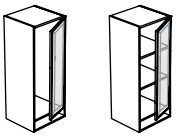

Towers with Full Glass Door (BRLG)

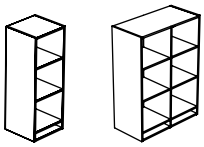

Open Towers (BRLO)

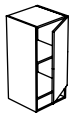

Tower with Full Solid Door BRHL)

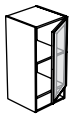

Tower with Full Glass Door BRHG)

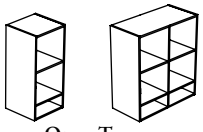

Open Towers (BRHO)

storage depths

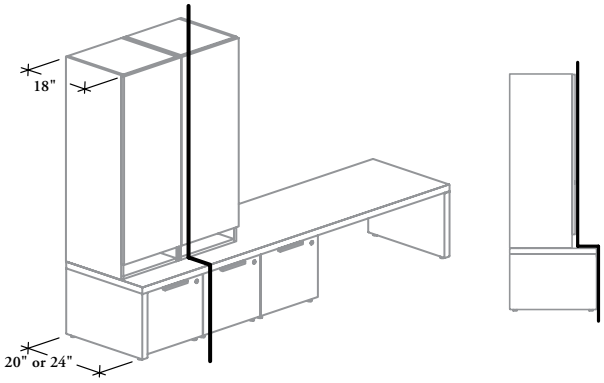

- Low and High Secondary Desks are nominally 20" or 24" deep, so run-off worksurfaces and towers can be layered over secondary desk
- Stacking sets back from the secondary desk, for an increased sense of spaciousness

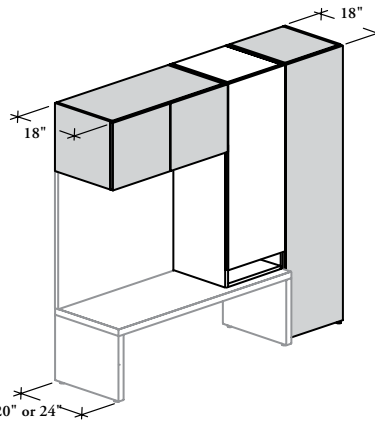

All 18" depth available in Standard Overhead Cabinets –Wall Panel Mounted (BOSHW, BOGHW, BOSSW, BOGSW, BOSOSW, BOSOGW or BOCOLW), Double Overhead Cabinets –Wall Panel Mounted (BODSHW, BODGHW, BODSSW or BODGSW), Mounted Towers and freestanding Towers can achieve a flush front look

mounted tower for secondary desk basics – low secondary desk

Mounted Towers for Secondary Desks provide additional storage at seated height.

- Solid or Glass Doors have a touch-latch installed on each full door for the opening
- Door swing direction can be specified left or right
- When applicable, a Multi-Functional Drawer (BADMF) can be added. For more details, refer to page 226
- **Cannot** be used alone. It must be connected to another mounted tower, freestanding tower, wall panel, standard or Double Overhead Cabinet

full door and open towers

- Provides closed or open storage with pigeonhole at base of unit
- A Multi-Functional Drawer can only be installed into the pigeonhole

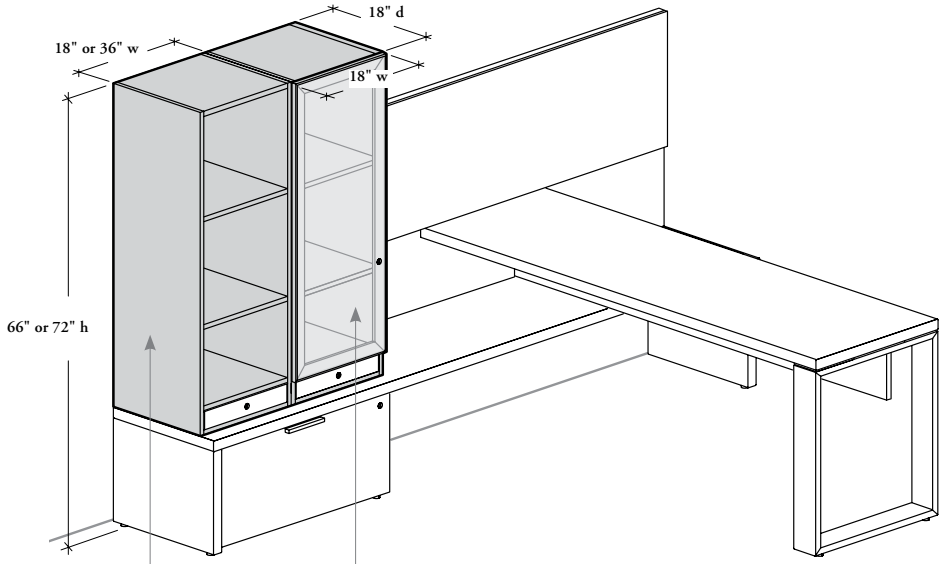

Open Tower – Low Secondary Desk Mounted (BRLO)

- Two open tower configurations are available:
  - 18" width (Shown)
  - 36" width
- Must specify open tower to align with full door towers datums

Towers with Full Solid or Glass Door – Low Secondary Desk Mounted (BRLL or BRLG)

- Three tower configurations are available:
  - 1 File Drawer + 1 Adjustable Shelf (_F)
  - 2 Adjustable Shelves (_S) (Shown)
  - 1 Wardrobe (with 2 coat hooks) (_W)
- The interior configuration (_F) is **not** available for towers with full glass door
- Each shelf has a range of adjustment of five positions of 1 1/4"
- When specified, the integrated file drawer comes with a touch-latch and provides full extension slides that can accommodate both letter- and legal-size paper
- Door front finishes are available in laminate, Flintwood or glass

mounted tower for secondary desk basics – high secondary desk (continued)

full door and open towers

- Provides closed or open storage with pigeonhole at base of unit
- A Multi-Functional Drawer can only be installed into the pigeonhole

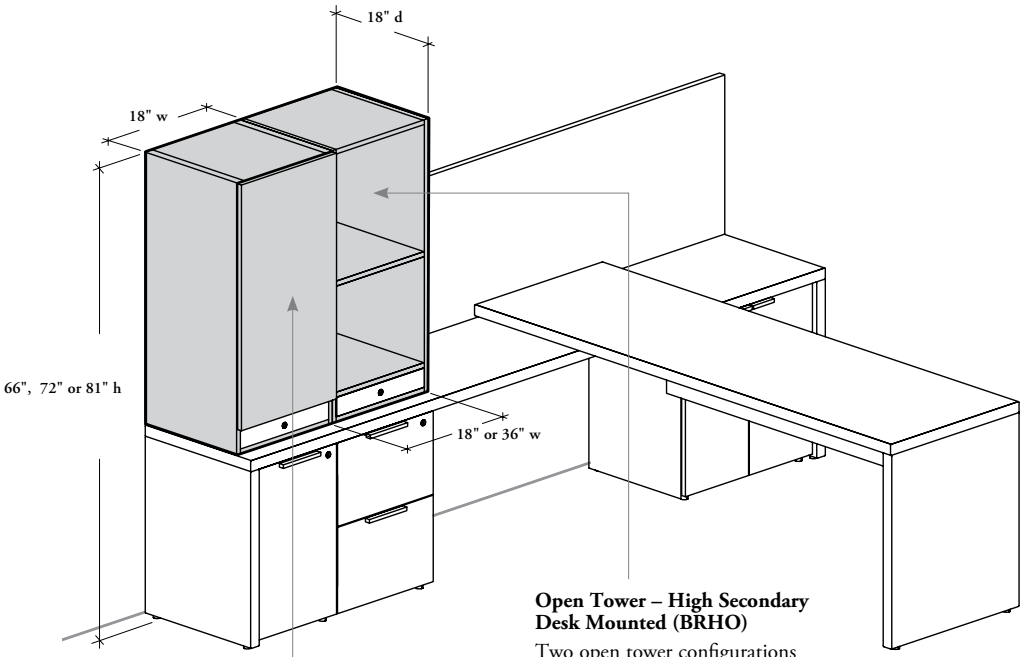

Towers with Full Solid or Glass Door – High Secondary Desk Mounted (BRHL or BRHG)

- Come with Shelf (S) Interior Configuration
- Come with one adjustable shelf and has holes in 5 1/8" intervals on the inside walls for shelf height adjustment
- Two Swing Door Directions are available:
  – Left Side (L)
  – Right Side (R)
- Door front finishes are available in laminate, Flintwood or glass

Open Tower – High Secondary Desk Mounted (BRHO)

Two open tower configurations are available:

– 18" width (Shown)
– 36" width

interior clearance & datum line for mounted towers

The following outlines the shelf positions of open towers (freestanding or mounted) when combined with different tower configurations.

81" Datum height is **not** available with Low Secondary Desk

66" datum height – low secondary desk

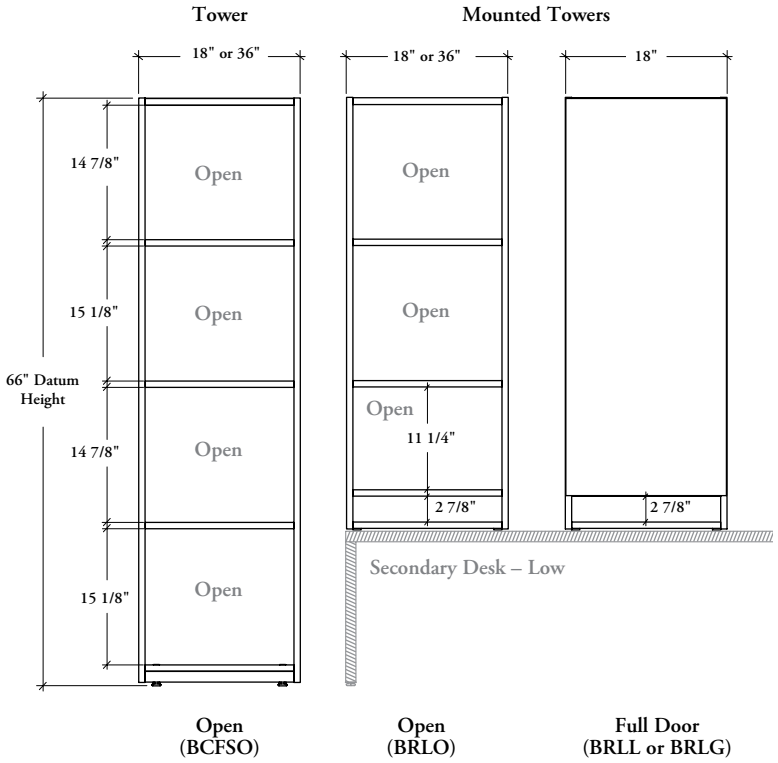

72" datum height – low secondary desk

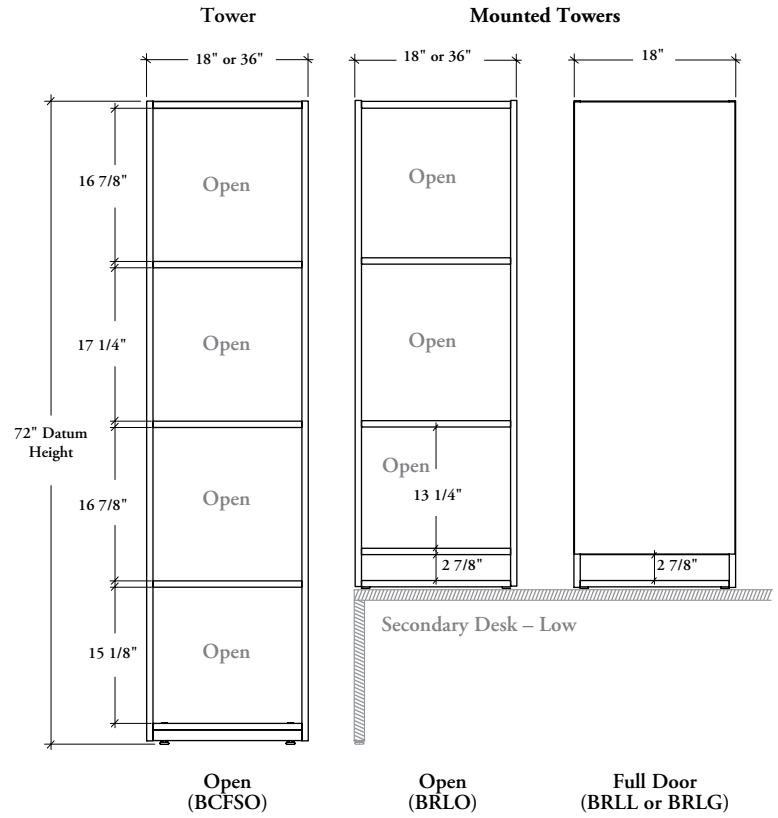

interior clearance & datum line for mounted towers (continued)

66" datum height – high secondary desk

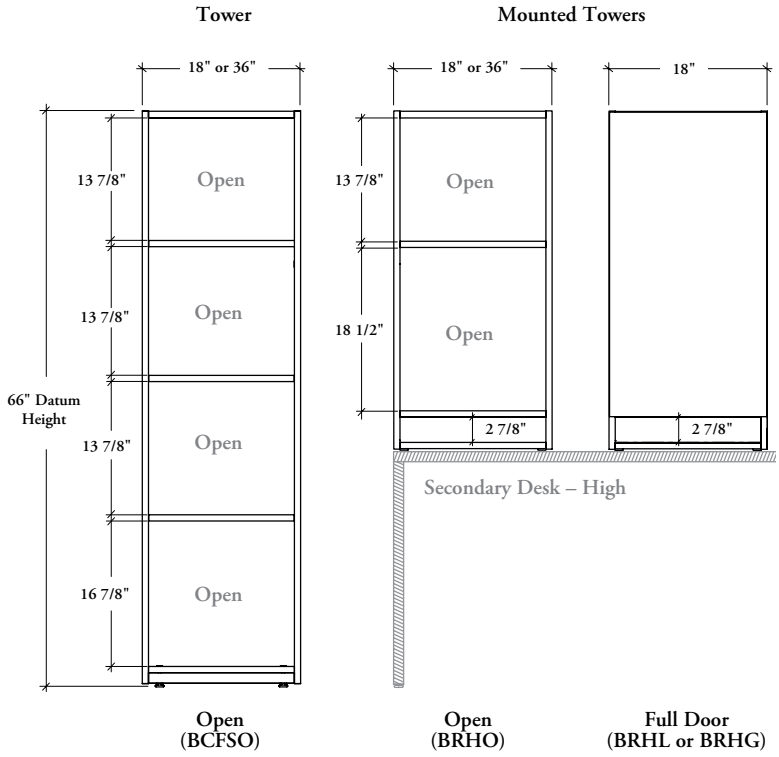

72" datum height – high secondary desk

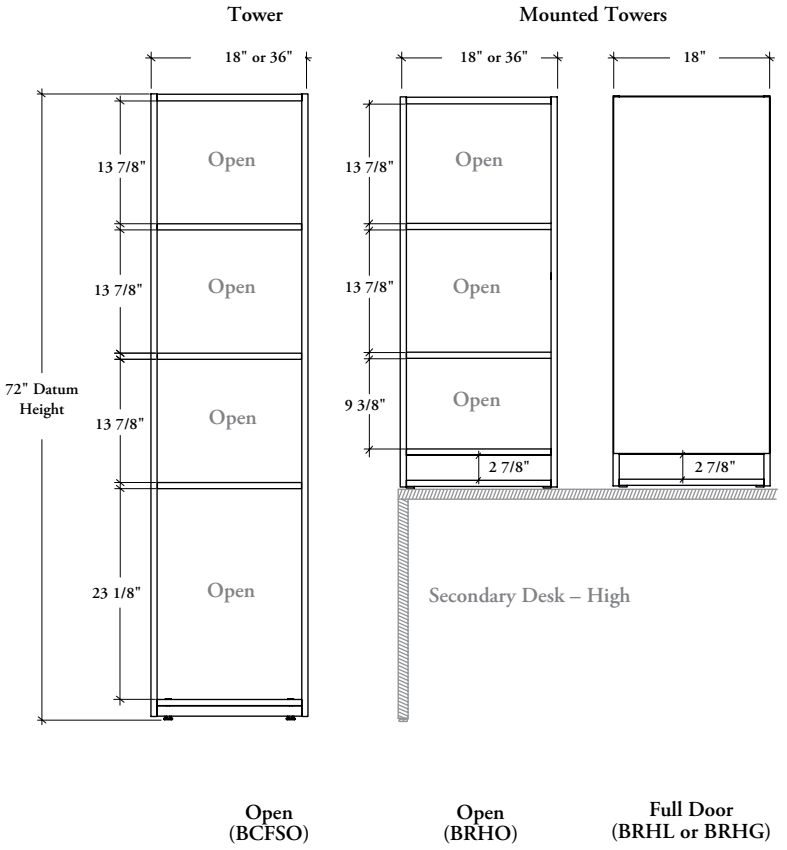

interior clearance & datum line for mounted towers (continued)

81" datum height – high secondary desk

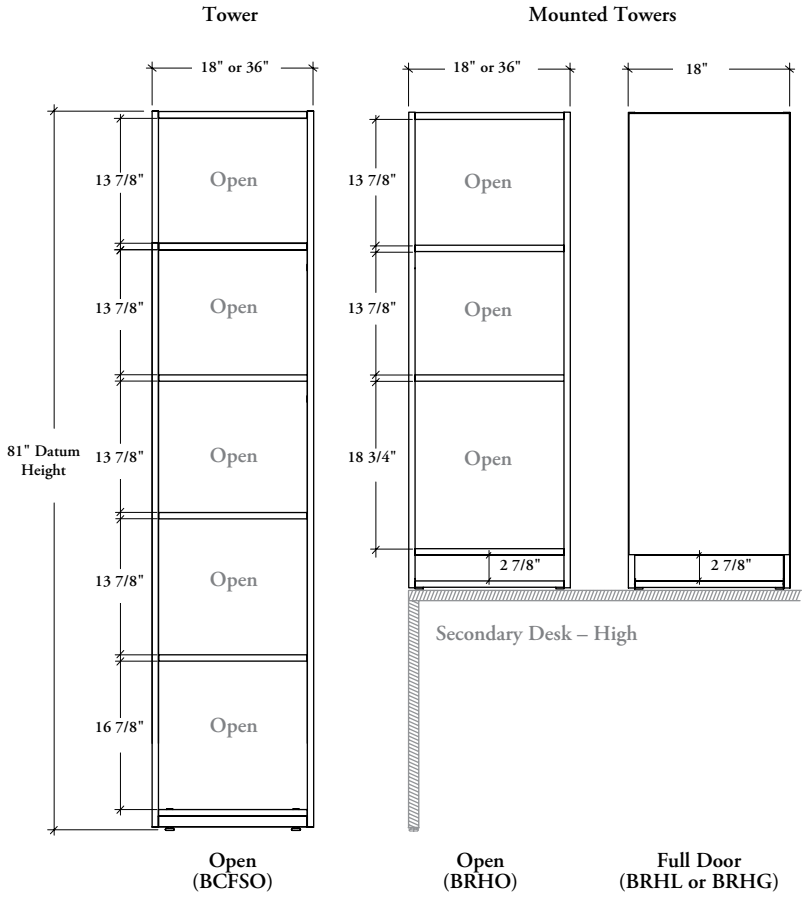

planning with mounted tower for secondary desks

Following should be considered when planning with Expansion Casegoods Mounted Towers.

- All restrictions below apply to both Low or High Secondary Desk mounted
- All mounted towers must be used against a wall for stability



A mounted tower **cannot** be installed alone on a secondary desk. It must be connected with another product for more stability. See the illustrations below for the multiple possibilities

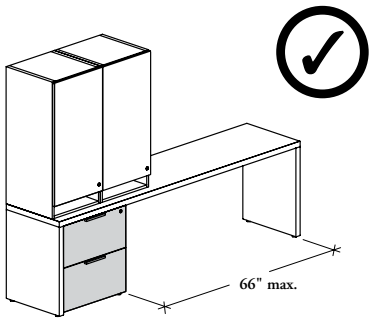

When a tower is monted on a **secondary desk** that is wider than 66", a Storage for Secondary Desk must be installed under the secondary desk to reduce its unsupported span to a maximum 66"

Only the products listed below can be linked with a mounted tower for secondary desk:

Tower for Secondary Desk

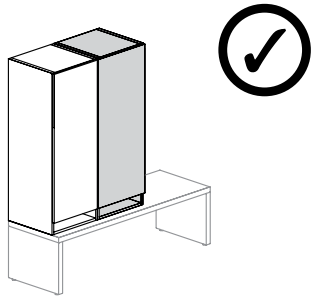

Can be connected to another mounted tower

Standard or Double Overhead Cabinet

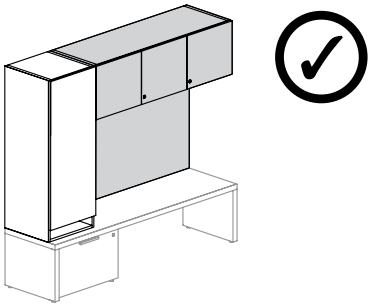

Can be connected to a Standard or Double Overhead Cabinet mounted on a Wall Panel for Overhead Cabinet (B_WCC) or Wall Panel for Overhead and Shelf (B_WCO)

Wall Panel

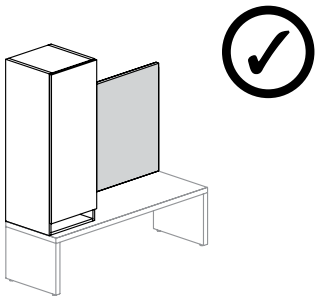

Can be connected directly to a Wall Panel

Tower

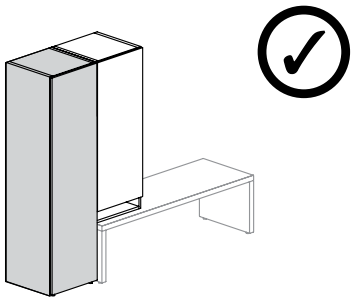

Can be connected to all freestanding Towers

planning with mounted tower for secondary desks (continued)

The applications shown below are not applicable with mounted tower for secondary desk:

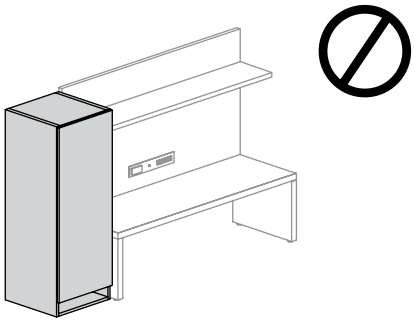

A mounted tower **cannot** be used directly on the floor. It must always be supported

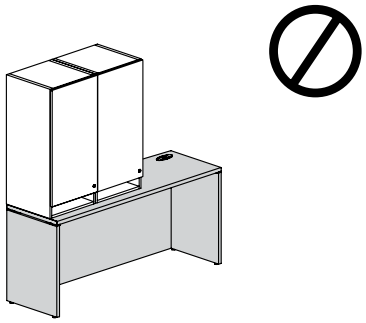

Towers **cannot** be mounted on a **standard desk**. They can only be supported by a Low or High Secondary Desk

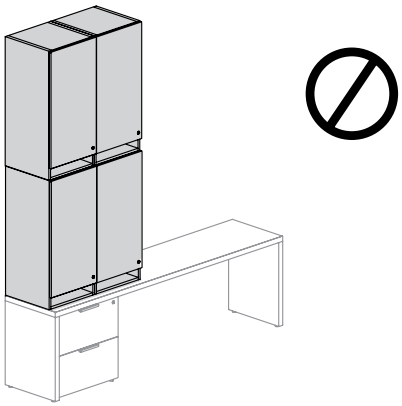

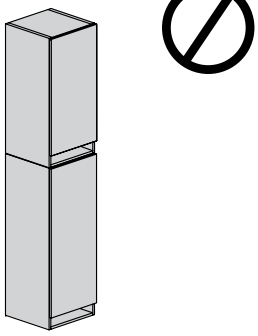

Towers **cannot** be stacked

product offering – mounted towers

- All specified dimensions are nominal. This page provides actual dimensions in all cases
- For a list of available dimension combinations, refer to pricing tables in the price guide or to the specification software

Towers with Full Solid Door — Low Secondary Desk Mounted (BRLL)

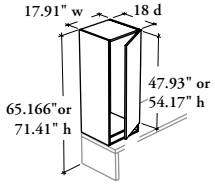

1 wardrobe,
1 rectangular door,
1 pigeonhole

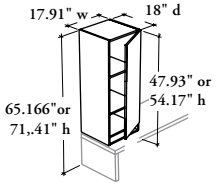

adjustable shelves,
1 rectangular door,
1 pigeonhole

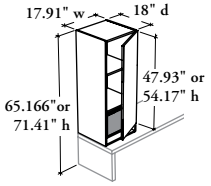

1 file drawer, adjust. shelves,
1 rectangular door,
1 pigeonhole

Towers with Full Glass Door — Low Secondary Desk Mounted (BRLG)

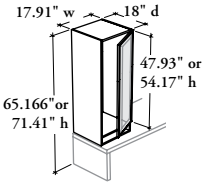

1 wardrobe,
1 rectangular door,
1 pigeonhole

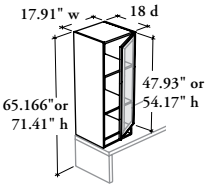

adjustable shelves,
1 rectangular door,
1 pigeonhole

Open Towers — Low Secondary Desk Mounted (BRLO)

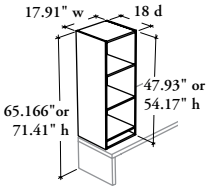

2 adjustable shelves
1 pigeonhole

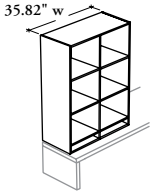

4 adjustable shelves
2 pigeonholes

Tower with Full Solid Door – High Secondary Desk Mounted (BRHL)

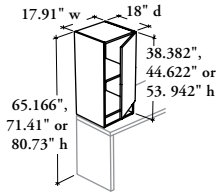

1 adjustable shelf (66" h) or
2 adjustable shelves (72" or 81" h)
1 rectangular door,
1 pigeonhole

Tower with Full Glass Door — High Secondary Desk Mounted (BRHG)

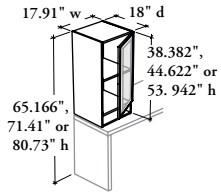

1 adjustable shelf (66" h) or
2 adjustable shelves (72" or 81" h)
1 rectangular door,
1 pigeonhole

Open Towers — High Secondary Desk Mounted (BRHO)

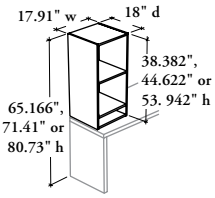

1 adjustable shelf (66" h) or
2 adjustable shelves (72" or 81" h)
1 pigeonhole

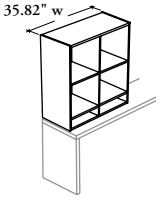

2 adjustable shelves (66" h) or
4 adjustable shelves (72" or 81" h)
1 pigeonhole

lock chart – mounted towers

All closed storage products can be specified with a lock and key set and can be keyed randomly or alike. A Key Chart must accompany every order

Towers with Full Door or Open Tower — Low Secondary Desk Mounted (BRLL, BRLG, BRLO)



number of locks	1 x 3 x Compartments	0 x 3 x Compartments	0 x 6 x Compartments

Towers with Full Door or Open Tower – High Secondary Desk Mounted (BRHL, BRHG, BRHO)



number of locks	1 x 2 x Compartments (66") 3 x Compartments (72" or 81" h)	0 x 2 x Compartments (66") 3 x Compartments (72" or 81" h)	0 x 4 x Compartments (66") 6 x Compartments (72" or 81" h)

Lockable Single Door

Lockable Drawer

Not Lockable

mounted tower finishes

- All Laminate components are protected with a solid plastic edge
- For an overview of which products are offered in Flintwood finishes, refer to the Expansion Casegoods product map on Teknion's website

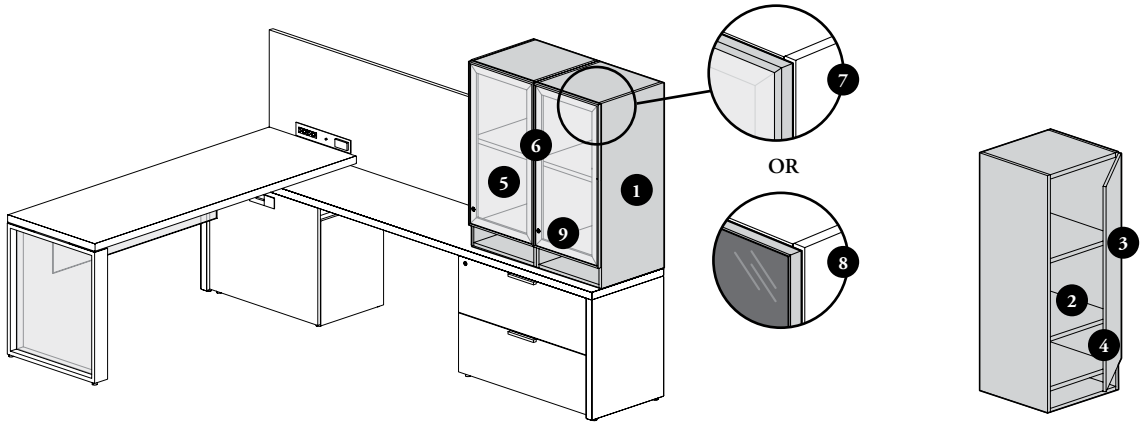

1 Case and 2 Shelf (Fixed or Adjustable)
Finishes:
– Source Laminate
– Flintwood (No Cathedral)

3 Solid Door Front
Finishes:
– Source Laminate
– Grade 2 Laminate (No Accents)
– Flintwood (No Cathedral)

4 Solid Door Edge Trim
Finishes:
– Edge Trim Colors (Laminate Fronts only)

5 Glass Door
Finishes:
- 5/32" (4 mm) Tempered Glass:
  – Standard: Clear (CL)
  – Standard: Frosted (FT) is a single-sided etched tempered glass which is facing inward of desk
  – Back-Painted
- When a Wardrobe with Full Glass Door (BRLGFW) is specified, only Standard glass (Frosted (FT)) or Back-Painted glass is available

6 Glass Door Frame
Finishes:
– Foundation
– Accent
– Mica
– Clear Anodized (AC)

7 Framed
- When Clear (CL) or Frosted (FT) glass finish is specified, the door is framed

8 Frame Less Look
- When Back-Painted glass finish is specified, the glass is glued on the frame for a frameless appearance

9 Lock & Key
Finish:
– Brushed Chrome

mounted towers – grain direction

mounted towers

Door front grain direction will always be vertical

Cathedral Grain Pattern:

Source Laminate
- 3A – 3B – 3C – 3D – 3E – 3L – 3M – 3X – XQ – XR

For colors listed above, the Cathedral Grain Pattern for doors fronts will be book-matched when fully enclosed

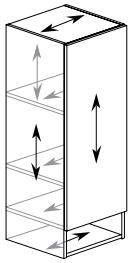

standard & double overhead cabinet basics

Expansion Casegoods offers a variety of overhead cabinets that provide storage alternatives above the workstation.

- All overheads are shipped assembled
- Top for Overhead Cabinet (B_OT) can be mounted on hinged or sliding doors cabinet only
- Two overhead heights are available: 15"standard height or 30" double height
- All overhead cabinets come with a laminate or Flintwood case, with the exception of the Flipper Doors configuration (BOCF), which is exclusively available in laminate

- Available in two mounting styles:
  - Wall Panel Mounted (B), except for Double Overhead Cabinet Open (BODOL)
  - Wall-Mounted (W) (Shown)
- Wall-Mounted Overhead Cabinets are secured to the building wall using the provided mounting hardware, with the exclusion of the wall anchors
- Wall Panel Mounted Overhead Cabinets are supported by a wall panel (B_WCC or B_WCO) which is anchored to the wall
- If Wall Panel Mounted Style (B) is specified, overhead cabinet width must be specified in the same width than the wall panel on which it is installed

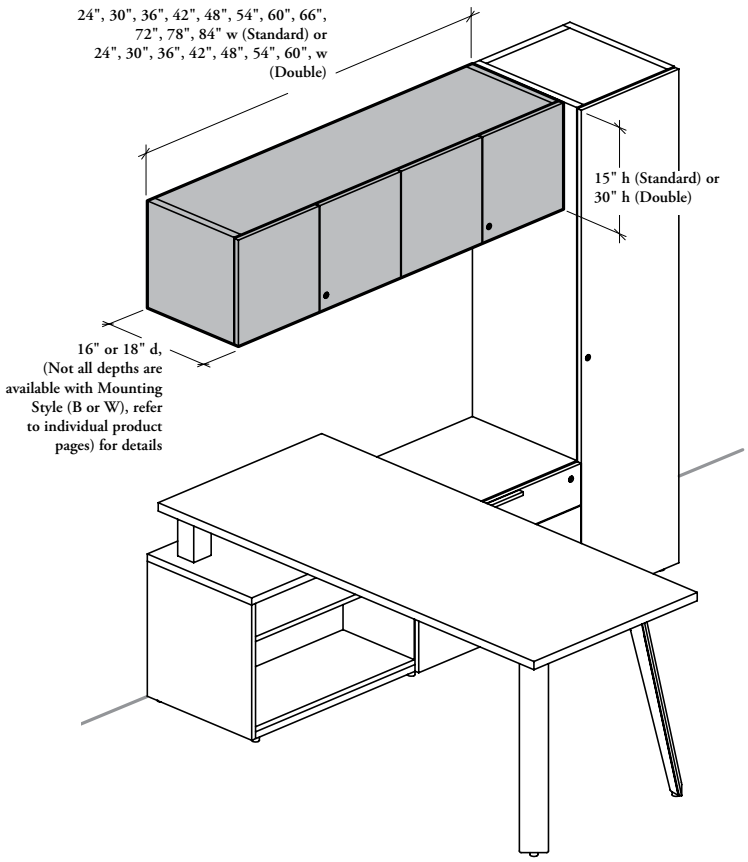

light management

- Standard or Double Overhead Cabinets can be specified with ou without Light Management options:
  - Linear LED Light Ready (L)
  - No Ligth Management (N)
- When Linear Light Ready (L) is specified, a plastic light wire cover is included with overhead and is coordinated with the case finish
- Not available with 24" wide overhead cabinet
- When Linear Light Ready (L) is specified, Linear LED Light (BLEDD) and Support for Linear LED Light – Overhead (BLEDS) (mandatory) must be ordered separately

Doors

- Solid doors are 11/16" thick
- Hinged Doors are available in:
  - Laminate
  - Flintwood
  - 11/16" thick aluminum frame with a 5/32" (4 mm) Standard or Back-Painted tempered glass
- Flipper Doors are available in:
  - Laminate only
- Sliding Doors and Overlay Sliding Door are available in:
  - Laminate
  - Flintwood
  - 5/32" (4 mm) Standard or Back-Painted tempered glass (Sliding Doors only)
  - 11/16" thick aluminum frame with a 5/32" (4 mm) Standard or Back-Painted tempered glass (Overlay Sliding Doors only)
- Standard or Double Overhead Cabinets Solid or Glass Overlay Door (BOSOS, BOSOG, BODSS or BODSG) are only available with One Door (O) configuration and can be specified on Left (L) or Right (R)
- The lock option is available on all overhead cabinets, except solid or glass overlay sliding doors
- Hinged doors and overlay door have no pull and no touch latch. They can be handled with the fingertips
- Hinges allow doors to open up to 110°

Divider(s)

If applicable, overhead cabinets come with laminate divider(s)

Fixed or Height-Adjustable Shelf(ves)

- All Double Overhead Cabinets come with laminate shelf(ves)
- Only Double Overhead Cabinets – Solid or Glass Hinged Doors come with Adjustable Shelf(ves) (BODSH or BODGH)
- The adjustable shelf has a eleven positions adjustment in 1 1/4" intervals
- Double Overhead Cabinets – Solid or Glass Overlay Sliding Door and Open come with Fixed-Height Shelf(ves) (BODSS, BODGS or BODOL)

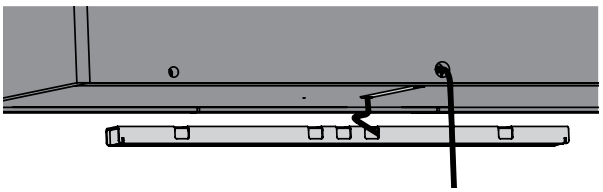

- Wire guided to the back of the Overhead (hidden pass-through opening on the wall panel)

standard & double overhead cabinet basics (continued)

wall clearance

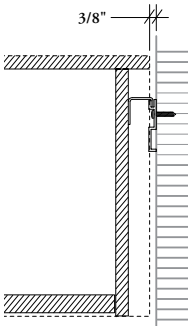

Wall-Mounted

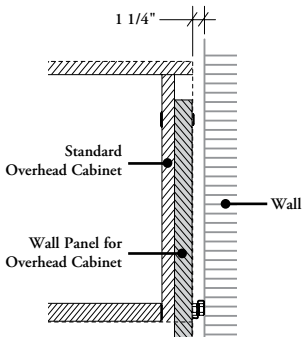

Wall Panel Mounted

Clearance allows to free the objects (baseboard, wall molding, etc.) that could interfere with the Expansion Casegoods furniture

interior height

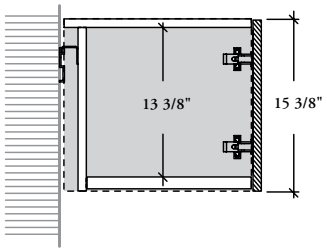

15" high Overhead Cabinet (Standard)

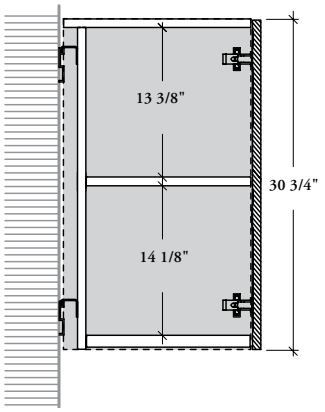

30" high Double Overhead Cabinet

door configuration

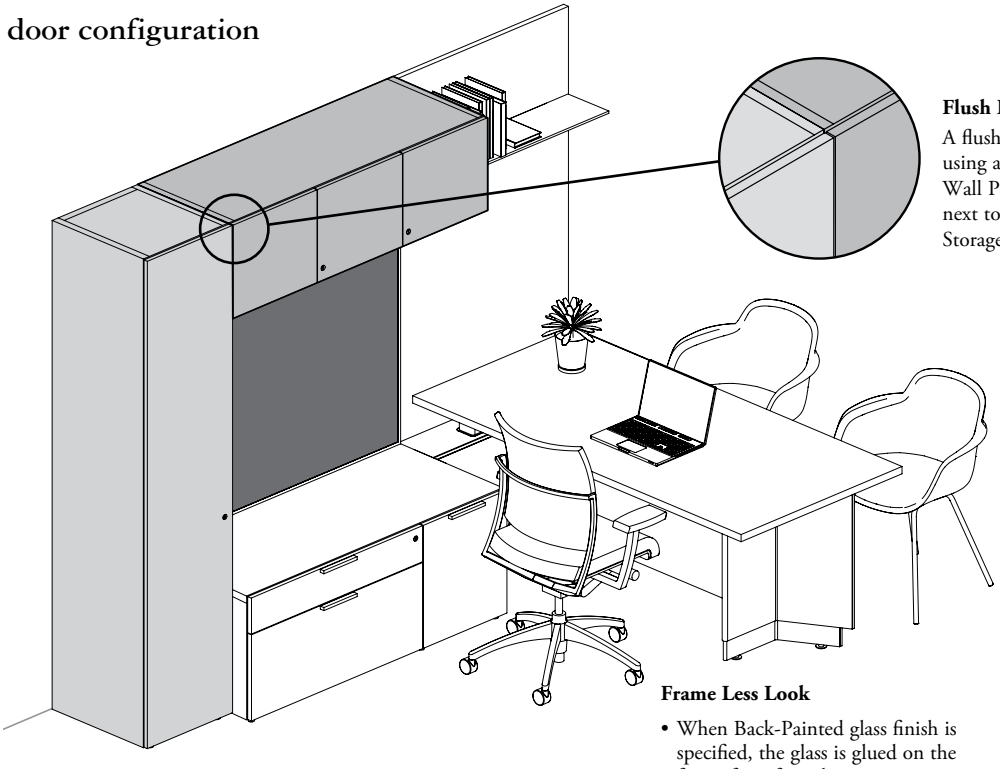

Flush Front Look

A flush front look can be achieved using a 18" deep overhead with Wall Panel Mounted option next to a 18" deep Freestanding Storage

Frame Less Look

- When Back-Painted glass finish is specified, the glass is glued on the frame for a frameless appearance

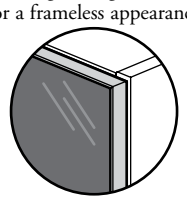

Framed

- When Clear (CL) or Frosted (FT) glass finish is specified, the door is framed

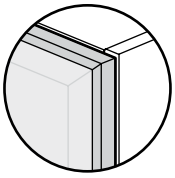

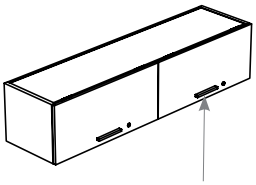

Four pull styles are available:

- Available for Overhead Cabinet with flipper door(s) only
- For more details on pull styles, refer to page 323



Standard Expansion (1)



Rectangular (9)



Modern Straight (ADA) (M)



Slim (S)

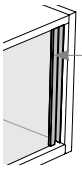

Sliding Doors

- Laminate or glass doors come with dedicated pull

wall-mounted applications – standard & double overhead cabinets

overhead clearance with fixed-height worksurfaces or storage

15" high Overhead Cabinets (Standard)

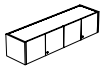
Solid Hinged Doors (BOSH)

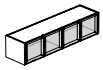
Glass Hinged Doors (BOGH)

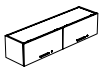
Solid Flipper Door(s) (BOSF)

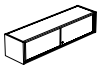
Solid Sliding Doors (BOSS)

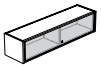
Sliding Glass Doors (BOGS)

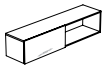
Solid Overlay Sliding Door (BOSOS)

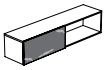
Glass Overlay Sliding Door (BOSOG)

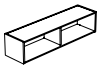
Open (BOCOL)

Worksurface Style / Height Application	Mid-Height Storage	High Secondary Desk*	Standard Desks, Run-Off, Run-Off Worksurfaces, Primary Desks or Credenzas			
			1" (D)	1 3/16" (M)	1 9/16" (X)	10 mm (Glass)
66" (Bottom overhead 51")	29"	23"	21 1/8"	21"	20 5/8"	20 7/8"
72" (Bottom overhead 57")	35 1/4"	29 1/4"	27 3/8"	27 1/4"	26 7/8"	27 1/8"
81" (Bottom overhead 66")	44 3/8"	38 3/8"	36 1/2"	36 3/8"	36"	36 1/4"

30" high Double Overhead Cabinets

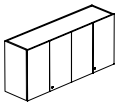
Solid Hinged Doors (BODSH)

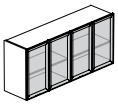
Glass Hinged Doors (BODGH)

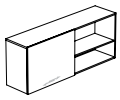
Solid Overlay Sliding Door (BODSS)

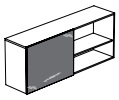
Glass Overlay Sliding Door (BODGS)

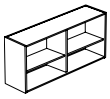
Open (BODOL)

Worksurface Style / Height Application	Mid-Height Storage	High Secondary Desk	Standard Desks, Run-Off, Run-Off Worksurfaces, Primary Desks or Credenzas			
			1" (D)	1 3/16" (M)	1 9/16" (X)	10 mm (Glass)
81" (Bottom overhead 51")	29"	23"	21 1/8"	21"	20 5/8"	20 7/8"

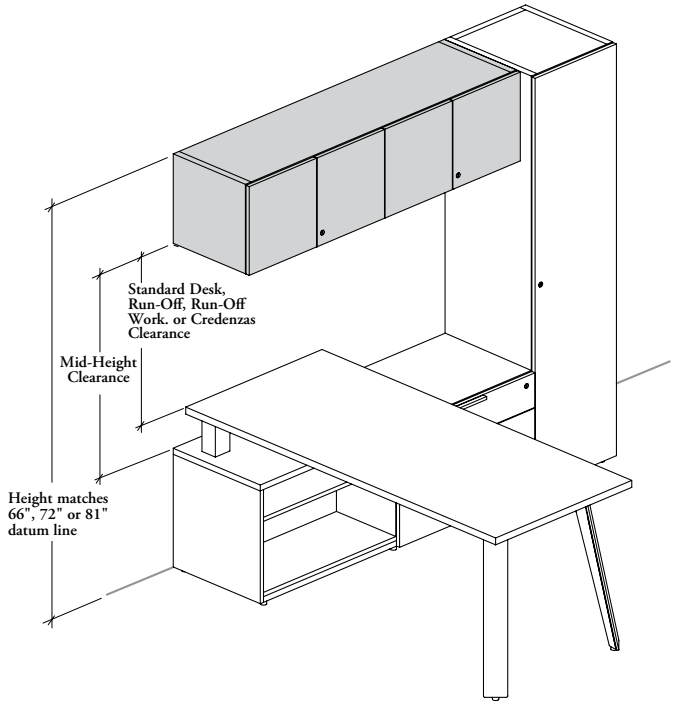

wall-mounted applications – standard & double overhead cabinets (continued)

- The overhead cabinets can be mounted above a standard desks, credenzas, low or high secondary desks (B_MDS, BH_SR, BH_SB or BH_SL), Mid-Height Freestanding Storage (BSMPS or BSMLF) and all Workwall Storage
- When Wall-Mounted style is specified, the overhead cabinet is attached with the mounting hardware to the building wall
- Double Overhead Cabinet – Open (BODOL) can be specified wall-mounted (W) only

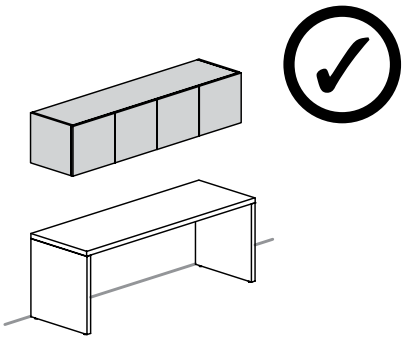

On-Module

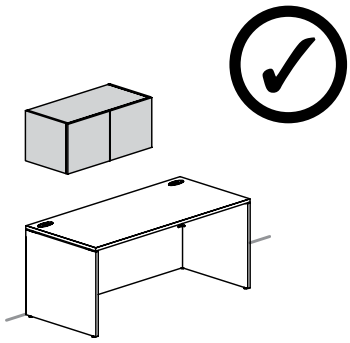

Off-Module

Can be installed on- or off-module above a table/fixed-height/standard desk (D, M, X), credenza, low or high secondary desk

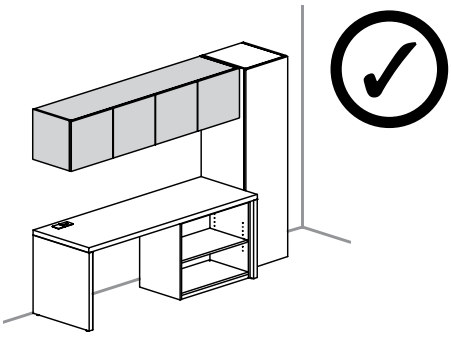

Juxtaposed Combination

A tower or storage can be installed beside a wall-mounted overhead cabinet

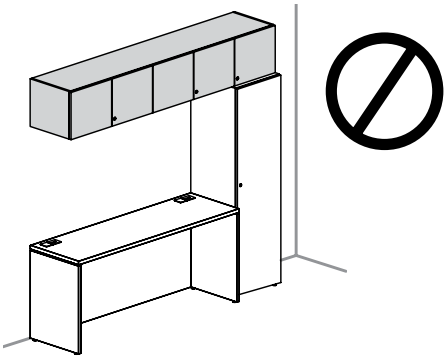

Stacked Combination

Cannot be mounted directly on top of a freestanding Tower or Storage



All Standard or Double Overhead Cabinets **cannot** be installed lower than 60" height

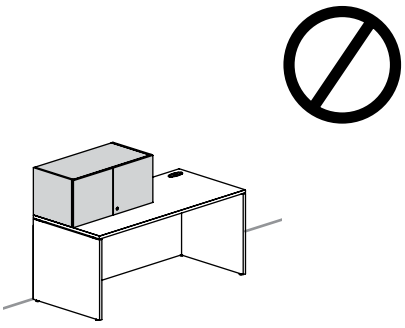

Stacked

All kinds of stacking are restricted

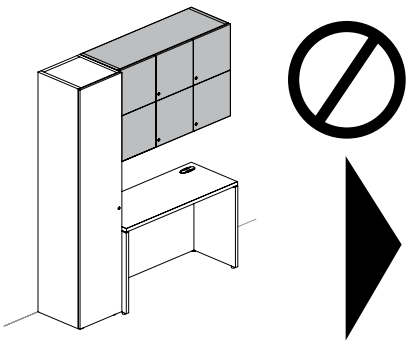

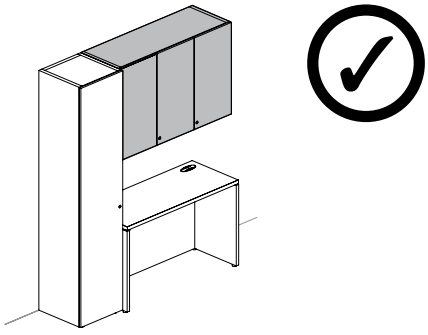

Double Overhead Cabinet can be used to provide a similar look and more storage capacity

wall panel mounted applications – standard & double overhead cabinets

- When Wall Panel Mounted style is specified, the overhead cabinet must be mounted on a Wall Panel for Overhead Cabinet (B_WCC) or Wall Panel for Overhead Cabinet and Shelf (B_WCO)
- For more details on overhead clereance with fixed or height-adjustable worksurfaces, refer to page 286 and 287

on high or low secondary desks

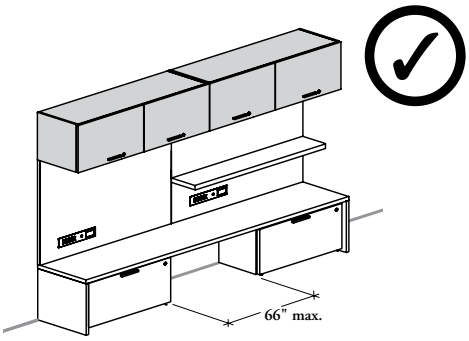

Maximum Unsupported Span Allowed

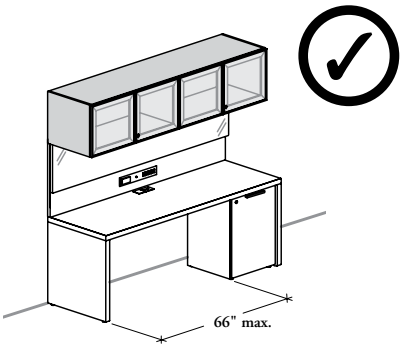

On-Module

Can be installed on-module above low or high secondary desks

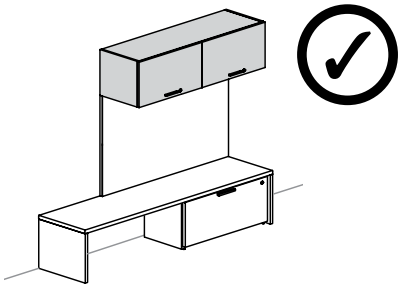

Off-Module

- Off-modularity is possible only with Low or High Secondary Desks
- One end of the overhead must align with one of the desk gables

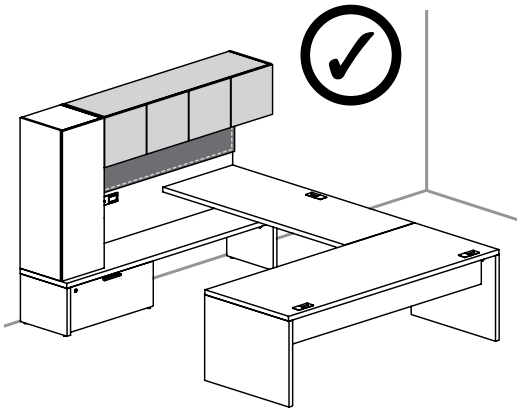

Juxtaposed Combination

A tower or storage can be installed beside a wall panel mounted overhead cabinet

on freestanding desks or credenzas (overhead cabinets)

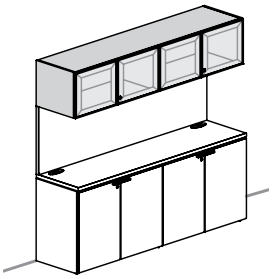

On-Module

Can be installed on-module above freestanding desks (M or X) or credenzas

with height-adjustable worksurface

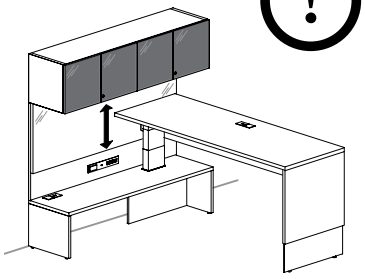

On-Module

Can be installed on-module above a Height-Adjustable Worksurface, but clearance may be limited and must be considered

on workwall storage

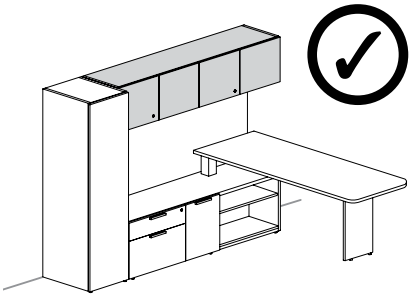

On-Module

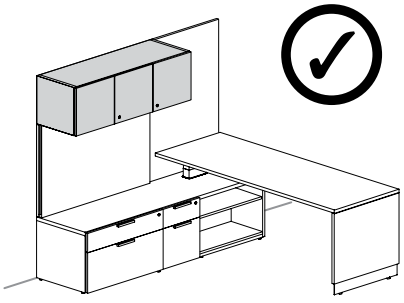

Off-Module

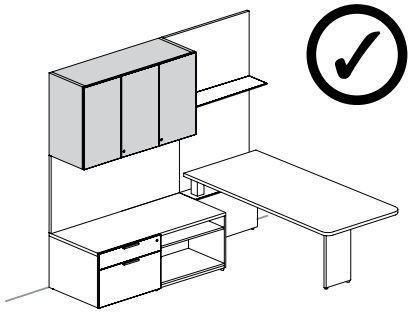

On-Module

accessories – standard & double overhead cabinets

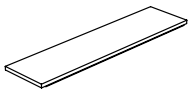

Top for Overhead Cabinet (B_OT)

- Available in the same styles/thicknesses (D, M, X) as worksurfaces
- Only available in 16" depth
- Available in widths: 24" to 84" (6"increments)
- Can only be mounted on overhead with hinged doors (standard or double)
- Specify the width according to the standard or double overhead cabinet width on which the top is mounted
- **Cannot** be used with Hutches and Mounted Towers
- Includes a 3/8" thick neoprene spacer kit

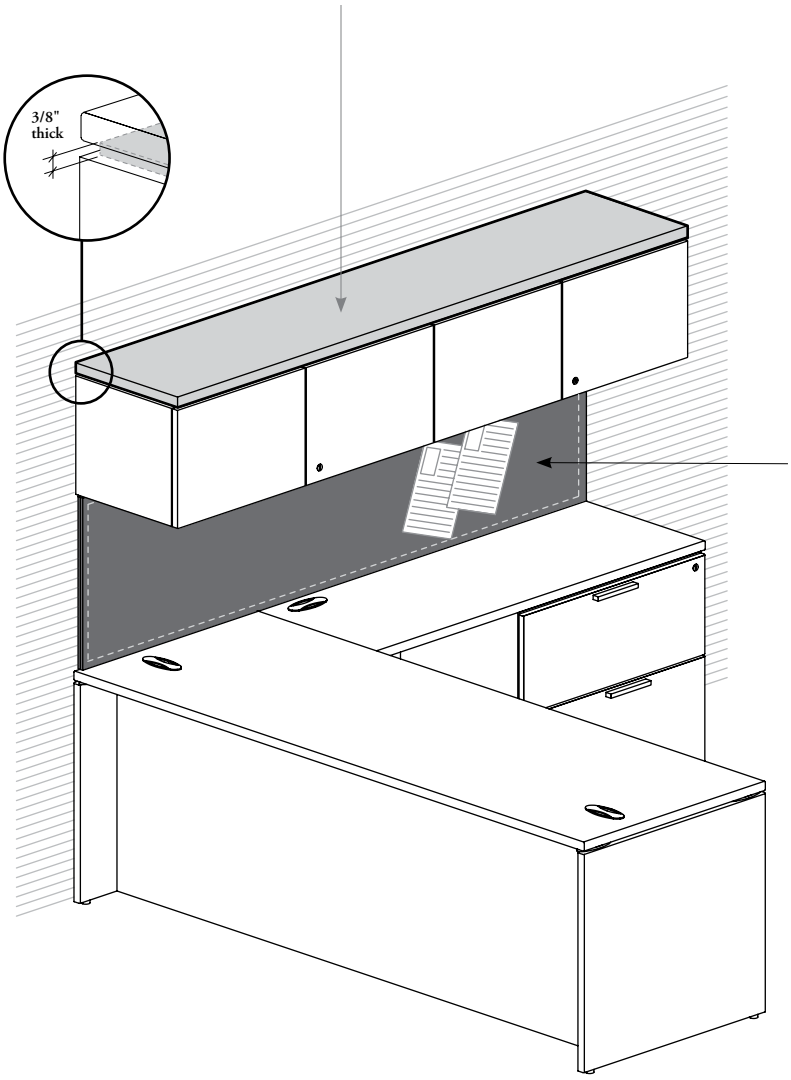

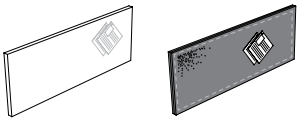

BOWF BOWE

Wall-Mounted Tackboard – Fabric (BOWF) and Wall-Mounted Tackboard – Felt (BOWE)

- These tackable surfaces accommodate the visual display of paper-based information
- Attach to the vertical surface (building wall) from Standard Worksurface (W) (Standard Desk, Return or Credenza, Secondary Desk and between bottom the Standard or Double Overhead Cabinet)
- **Cannot** be used on a hutch or wall panel
- A Linear LED Light (BLEDD) or a Tangent Undercabinet Light (BLYTU) cord can be run behind the tackboard for a descreet installation
- For more details on these products, refer to page 276

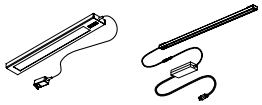

Lighting (BLYTU or BLEDD)

When required, these lighting solutions can be mounted beneath all Expansion Casegoods overhead cabinets products

product offering – standard & double overhead cabinets

- All specified dimensions are nominal. This page provides actual dimensions in all cases
- For a list of available dimension combinations, refer to pricing tables in the price guide or to the specification software

standard overhead cabinets

Overhead Cabinet – Solid Hinged Doors (BOSH)

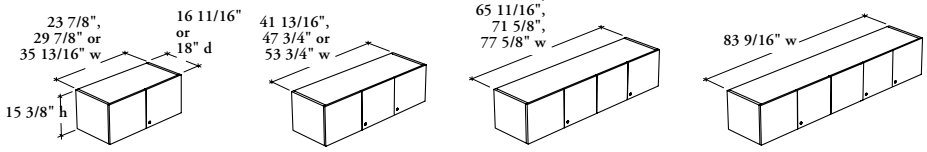

2 hinged doors, without divider | 3 hinged doors, 1 divider | 4 hinged doors, 1 divider | 5 hinged doors, 2 dividers

Overhead Cabinet – Glass Hinged Doors (BOGH)

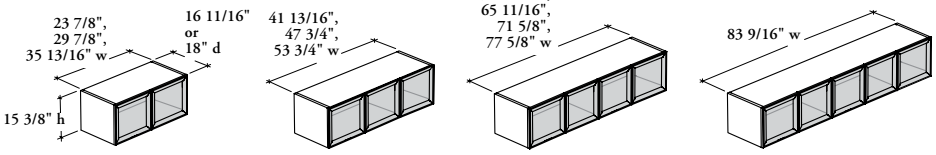

2 hinged doors, without divider | 3 hinged doors, 1 divider | 4 hinged doors, 1 divider | 5 hinged doors, 2 dividers

Overhead Cabinet – Solid Flipper Door(s) (BOSF)

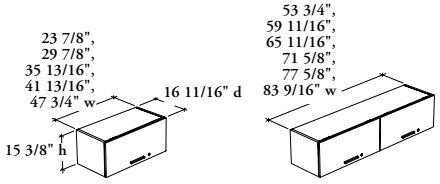

1 flipper door, without divider | 2 flipper doors, 1 divider

Overhead Cabinet – Solid Sliding Doors (BOSS)

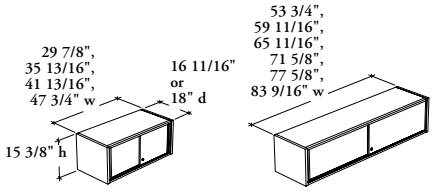

2 sliding doors, without divider | 2 sliding doors, 1 divider

Overhead Cabinet – Sliding Glass Doors (BOGS)

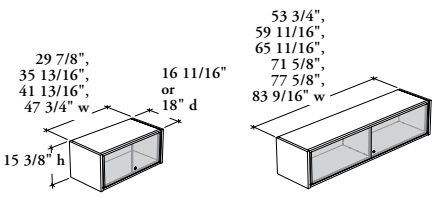

2 sliding doors, without divider | 2 sliding doors, 1 divider

Overhead Cabinet – Solid Overlay Sliding Door (BOSOS)

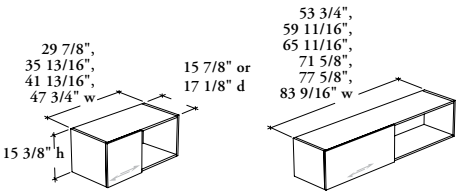

1 overlay door, without divider | 1 overlay door, 1 divider

Overhead Cabinet – Glass Overlay Sliding Door (BOSOG)

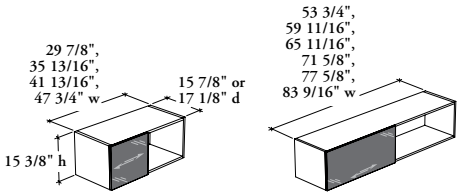

1 overlay door, without divider | 1 overlay door, 1 divider

Overhead Cabinet – Open (BOCOL)

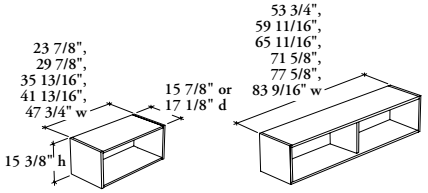

1 open section | 2 open sections

product offering – standard & double overhead cabinets (continued)

double overhead cabinets

Double Overhead Cabinet – Solid Hinged Doors (BODSH)

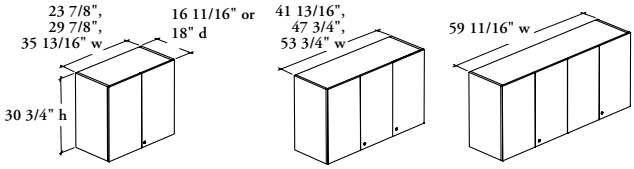

2 hinged doors, without divider, 1 adjustable shelf

3 hinged doors, 1 divider 2 adjustable shelves

4 hinged doors, 1 divider, 2 adjustable shelves

Double Overhead Cabinet – Glass Hinged Doors (BODGH)

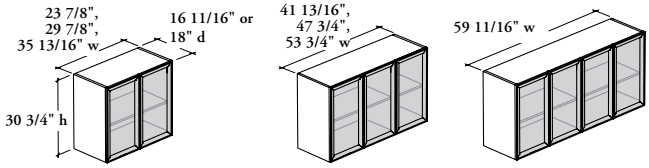

2 hinged doors, without divider, 1 adjustable shelf

3 hinged doors, 1 divider 2 adjustable shelves

4 hinged doors, 1 divider, 2 adjustable shelves

Double Overhead Cabinet – Solid Overlay Sliding Door (BODSS)

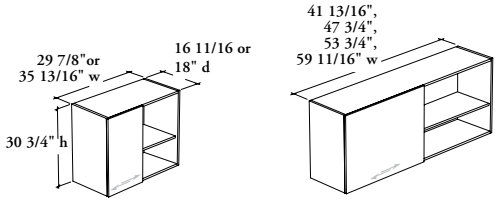

1 overlay door, without divider, 1 fixed shelf

1 overlay door, 1 divider, 1 fixed shelf

Double Overhead Cabinet – Glass Overlay Sliding Door (BODGS)

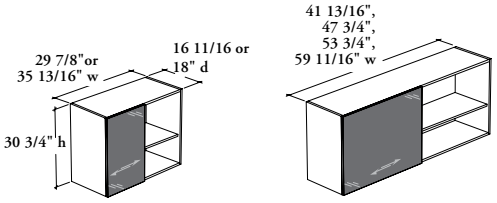

1 overlay door, without divider, 1 fixed shelf

1 overlay door, 1 divider, 1 fixed shelf

Double Overhead Cabinet – Open (BODOL)

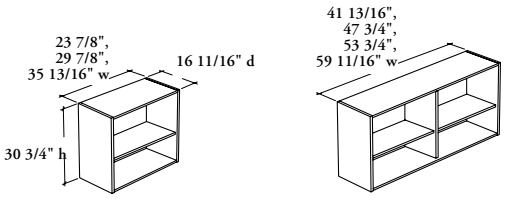

open, without divider, 1 fixed shelf

open, 1 divider, 2 fixed shelves

lock chart – standard & double overhead cabinets

All closed storage products can be specified with a lock and key set and can be keyed randomly or alike. A Key Chart must accompany every order

standard overhead cabinets

Overhead Cabinet – Solid or Glass Hinged Doors (BOSH or BOGH)

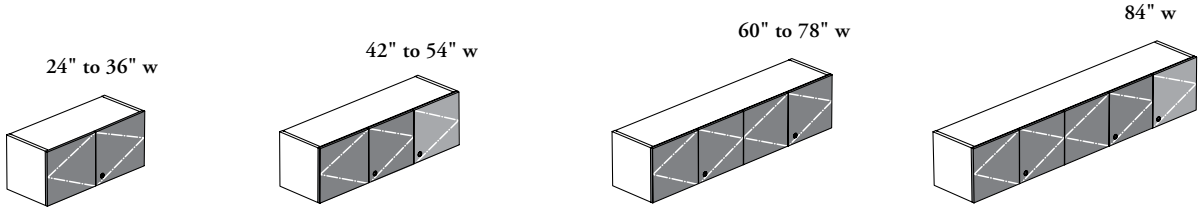

number of locks	1 x 1 x Compartment	2 x 2 x Compartments	2 x 2 x Compartments	3 x 3 x Compartments

Overhead Cabinet – Solid Flipper Door(s) (BOSF)



number of locks	1 x 1 x Compartiment	2 x 2 x Compartiments

Overhead Cabinet – Solid or Glass Sliding Doors (BOSS or BOGS)



number of locks	1 x 1 x Compartment	1 x 2 x Compartments

Overhead Cabinet – Solid or Glass Overlay Sliding Door (BOSOS_O or BOSOG_O)

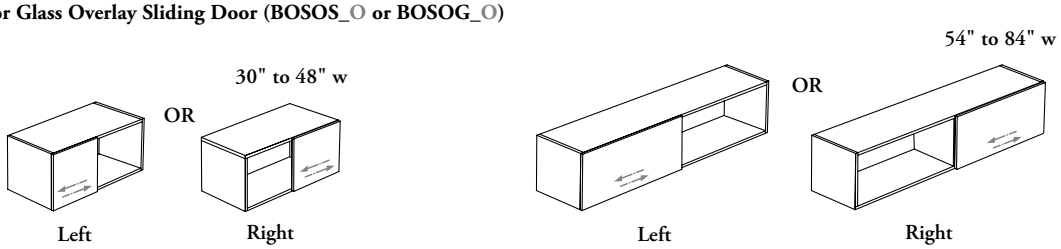

number of locks	0 x 1 x Compartment	0 x 2 x Compartments

Lockable Double Doors Lockable Single Door Not Lockable

lock chart – standard & double overhead cabinets (continued)

standard overhead cabinets (continued)

Overhead Cabinet – Open (BOCOL)



number of locks	24" to 48" w	54" to 84" w
	0 x 1 x Compartment	0 x 2 x Compartments

double overhead cabinets

Double Overhead Cabinet – Solid or Glass Hinged Doors (BODSH or BODGH)

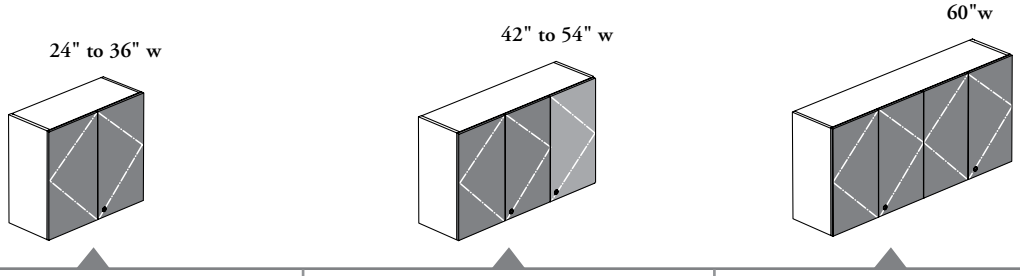

number of locks	24" to 36" w	42" to 54" w	60"w
	1 x 2 x Compartment	2 x 4 x Compartments	2 x 4 x Compartments

Double Overhead Cabinet – Solid or Glass Overlay Sliding Door (BODSS or BODGS)

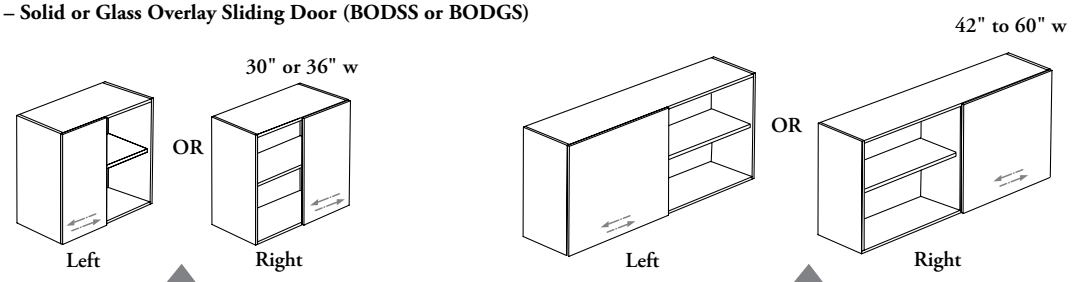

number of locks	30" or 36" w	42" to 60" w
	0 x 2 x Compartments	0 x 4 x Compartments

Double Overhead Cabinet – Open (BODOL)



number of locks	24" to 36" w	42" to 60" w
	0 x 2 x Compartment	0 x 4 x Compartments

Lockable Double Doors Lockable Single Door Not Lockable

standard & double overhead cabinet & accessory finishes

- All Laminate components are protected with a solid plastic edge
- For an overview of which products are offered in Flintwood finishes, refer to the Expansion Casegoods product map on Teknion's website

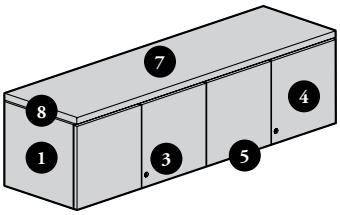

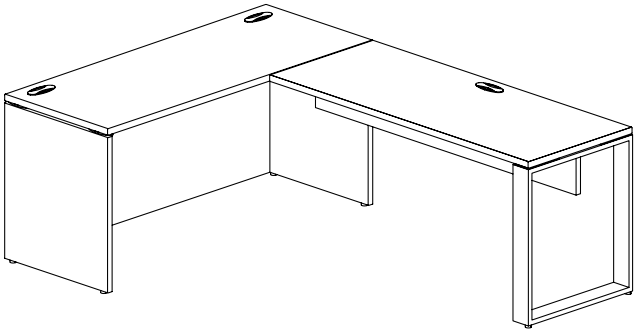

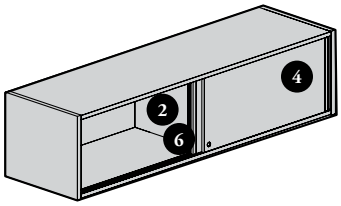

solid product finishes

1 Case
Finishes:
- Standard or Double Overhead Cabinets:
  - Source Laminate
  - Flintwood (No Cathedral)
- Overhead Cabinet with Flipper Door(s) (BOSF):
  - Source Laminate

2 Divider and Shelf (If Applicable)
Finishes:
- Standard or Double Overhead Cabinets:
  - Source Laminate
  - Flintwood (No Cathedral)
- If applicable, fixed or height-adjustable shelves match the Case finish

3 Lock & Key
Finish:
- Brushed Chrome

4 Solid Door Front
Finishes:
- Hinged Doors (BOSH or BODSH):
  - Source Laminate
  - Foundation Laminate
  - Grade 2 Laminate (No Accents)
  - Flintwood (No Cathedral)
- Flipper Door(s) (BOSF):
  - Source Laminate
  - Foundation Laminate
  - Grade 2 Laminate (No Accents)
- Sliding Doors (BOSS) and Overlay Sliding Doors (BOSOS or BODSS):
  - Source Laminate
  - Grade 2 Laminate (No Accents)
  - Flintwood (No Cathedral)

5 Solid Door Edge Trim
- Edge Trim finish on Door Front always match Door Front finish (BOSH, BOSF, BOSS, BOSOS, BODSH, BODSS)

6 Sliding Door Pull and Pull on Flipper Door(s)
Finishes:
- Foundation
- Mica
- Hardware will match Pull finish if visible

7 Top for Overhead Cabinet (B_OT)
Finishes:
- Source Laminate
- Foundation Laminate
- Grade 2 Laminate (No Accents)

8 Edge Trim Style:
- Straight Trim (3mm) (6)
- Flat Trim (1.5mm) (8)

Top finish restrictions:

Worksurface Thickness	Top Finish	Edge Trim Style	Edge Trim Finish
D 1"	Source Laminate	6	Edge Trim Colors*
M 1 3/16"	Foundation Laminate	6 or 8	Edge Trim Colors*
	Gr. 2 Lam. (No Accents)	8	Edge Trim Colors
X 1 9/16"	Foundation Laminate**	6	Edge Trim Colors**

* Except Black Matte, Baltic Ply, Clay Matte and Fossil Matte for Edge Trim Style (6) only

** Storm White, Very White, Crisp Grey, Soft Gris or Wood Prints only

standard & double overhead cabinet & accessory finishes (continued)

glass doors and wall-mounted tackboard finishes

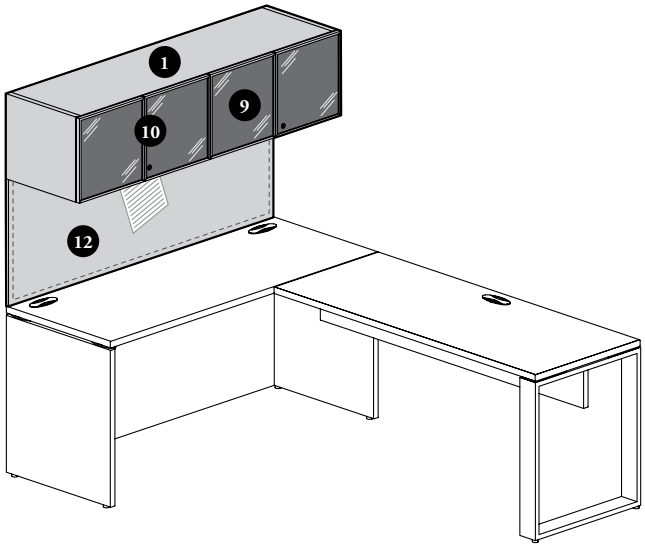

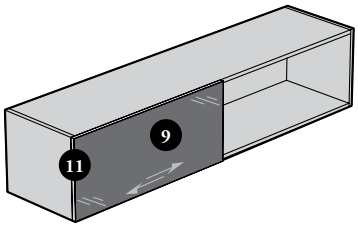

9 Glass Door
Finishes:
- 5/32" (4 mm) Tempered Glass:
  - Standard: Clear (CL)
  - Standard: Frosted (FT) is a single-sided etched tempered glass which is facing inward of desk
  - Back-Painted
- Standard Glass (BOGH, BOGS or BODGH)
- Back-Painted Glass (BOGH, BOGS, BOSOG, BODGH or BODGS)

10 Hinged Glass Door Frame
Finishes (BOGH or BODGH):
- Foundation
- Mica
- Accent
- Clear Anodized (AC)

11 Overlay Sliding Glass Door Frame
Finishes (BOSOG or BODGS):
- Foundation
- Mica
- Accent

12 Wall-Mounted Tackboard – Felt (BOWE)
Felt Finish:
- Loft

Stitches Finishes:
- Carbon Coordinate (C)
- Shale Coordinate (E)
- Carrera Coordinate (G)
- Umber Coordinate (M)

Wall-Mounted Tackboard – Fabric (BOWF)
Fabrics:
- Teknion's Standard Panel Fabrics

grain direction – standard & double overhead cabinets

standard or double overhead cabinets

- All overhead doors feature a vertical grain
- The back of overhead always features a horizontal grain

Overhead Cabinet – Solid Hinged Doors

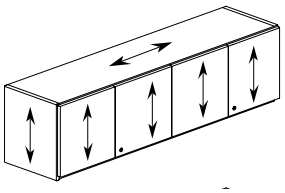

Double Overhead Cabinet – Solid Hinged Doors

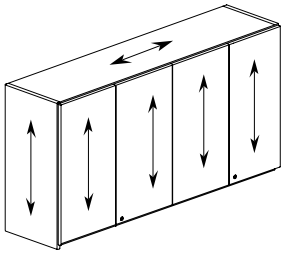

Overhead Cabinet – Solid Flipper Door(s)

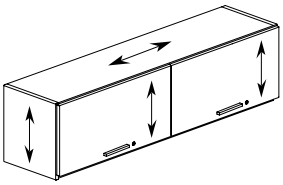

Overhead Cabinet – Solid Sliding Doors

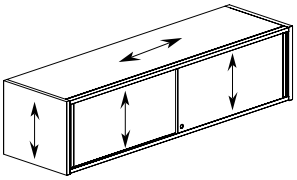

Overhead Cabinet – Solid Overlay Door

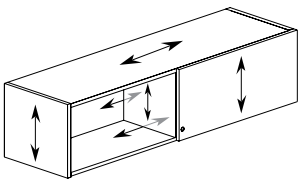

Overhead Cabinet – Open

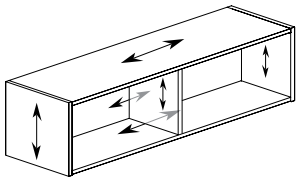

understanding wall-mounted panels

The following should be considered when planning with Expansion Casegoods wall-mounted panels and wall panels

- All Wall-Mounted Tackboard must be attached to a building wall
- All Wall Panels must be used against a building wall
- **Cannot** be mounted above a Glass Top product

wall-mounted tackboard (BOWF or BOWE)

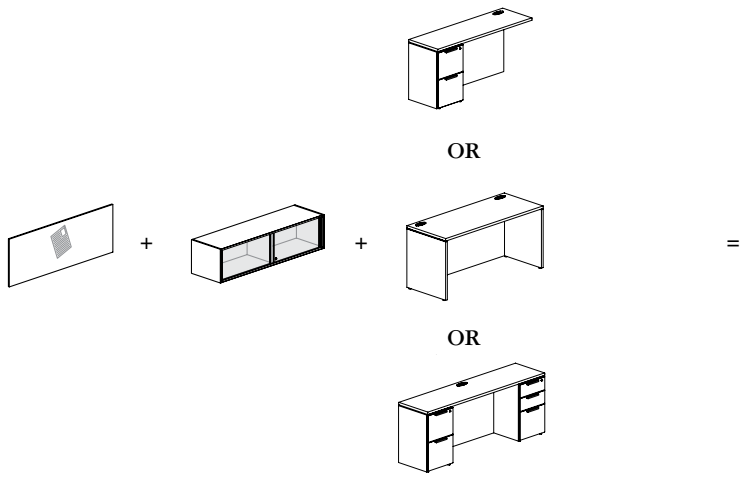

- Two finish styles are available: fabric (BOWF) and felt (BOWE)
- Can be installed under all Wall-Mounted Standard or Double Overhead Cabinets and above a standard worksurface (desk, return or 29" high credenza)
- Must be installed directly on a building wall
- When a Wall-Mounted Tackboard is used over a Secondary Desk or mid-height storage, it will **not** reach down to the worksurface
- When installed over a worksurface with thickness (X – 1 9/16"), the final datum height will be 3/8" higher than standard datum height

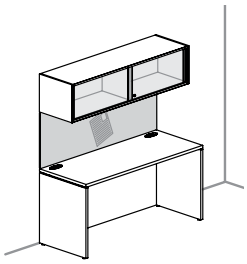

wall panel for overhead cabinet (B_WCC) (shown) or wall panel for overhead and shelf (B_WCO)

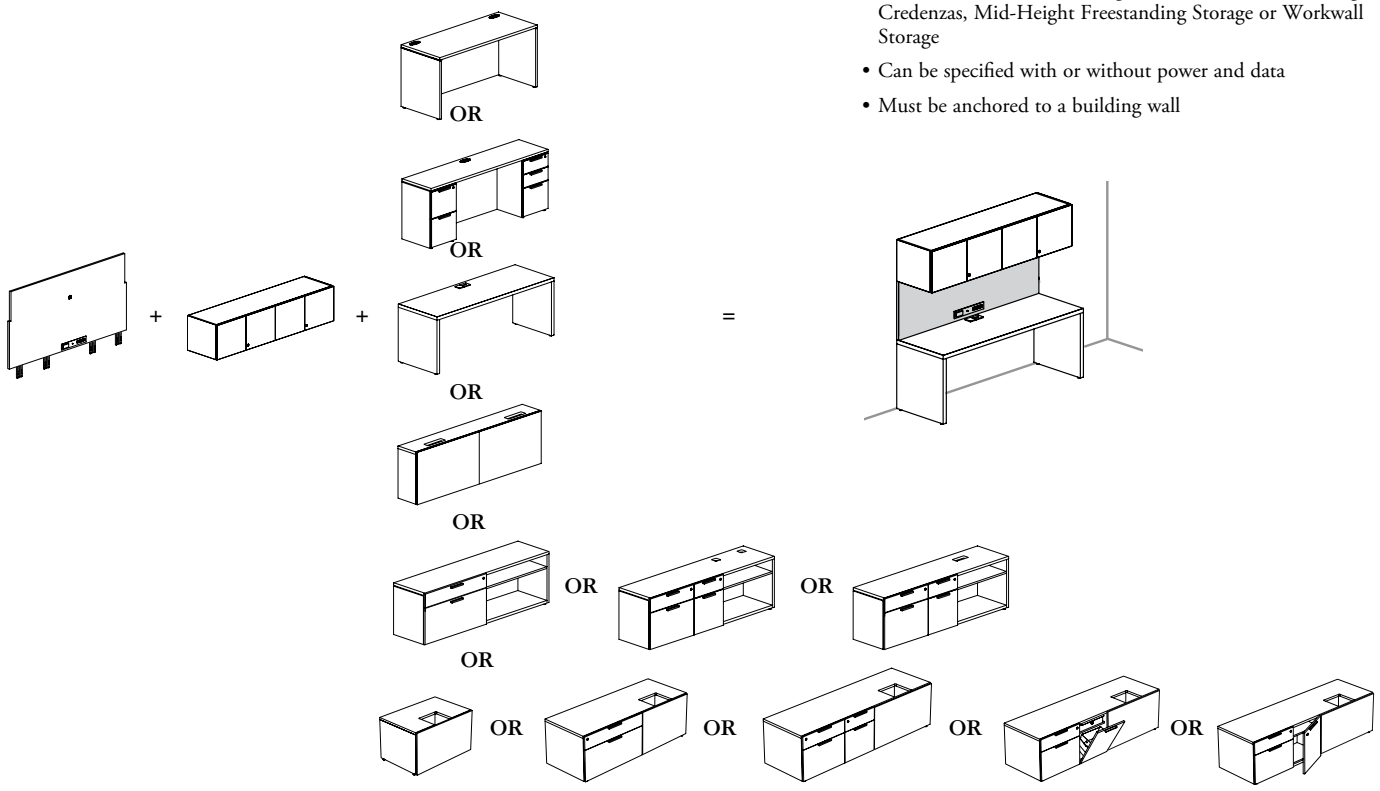

- These wall panels can support all Standard or Double Overhead Cabinets
- Must be connected on a Secondary Desk (Low or High), Standard Desks, Freestanding Desks (M or X), all 29" high Credenzas, Mid-Height Freestanding Storage or Workwall Storage
- Can be specified with or without power and data
- Must be anchored to a building wall

understanding wall-mounted panels (continued)

wall panels (B_WAA (shown), B_WOO or B_WMD, B_WMO or B_WMM)

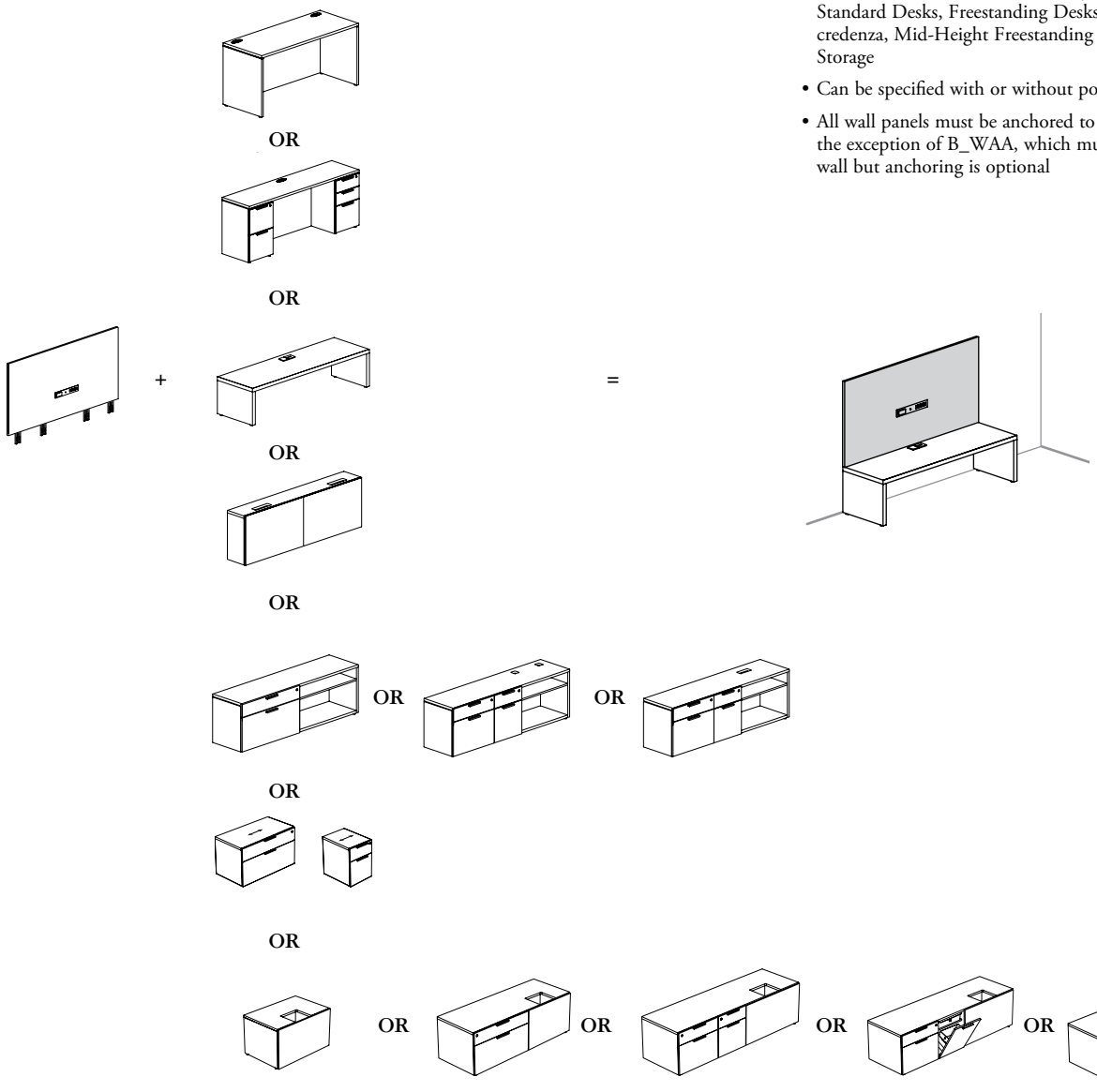

- These wall panels **cannot** support Standard or Double Overhead Cabinets
- Can hold a variety of accessories
- Must be connected on a Secondary Desk (Low or High), Standard Desks, Freestanding Desks (M or X), all 29" high credenza, Mid-Height Freestanding Storage or Workwall Storage
- Can be specified with or without power and data
- All wall panels must be anchored to a building wall, with the exception of B_WAA, which must be used againts a wall but anchoring is optional

wall panel alignments overview

Here is an overview detailling the available options for each datum height and the achievable alignment between products

66" datum height

- Only 15" high overhead cabinet can be used
- Up to 2 solid shelves can be specified (many combinations available)
- Top Solid Shelf aligns with the bottom of a 15" high overhead cabinet
- A 51" high Wall Panel (B_WAA) aligns with the bottom of a 15" high overhead cabinet
- Up to 2 metal shelves can be specified (many combinations available)
- Top Metal Shelf aligns with the bottom of a 15" high overhead cabinet
- Bottom Metal and Solid Shelves align
- Wall Panel for Media and Shelves (B_WMO) is **not** available at 66"

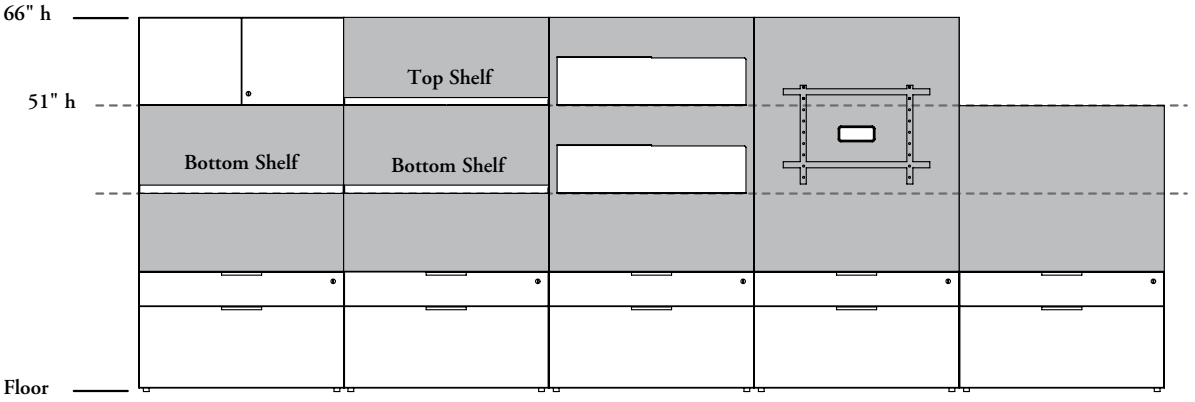

72" datum height

- Only 15" high overhead cabinet can be used
- Up to 2 solid shelves can be specified (many combinations available)
- Top Solid Shelf aligns with the bottom of a 15" high overhead cabinet
- A 57" high Wall Panel (B_WAA) aligns with the bottom of a 15" high overhead cabinet
- Up to 2 metal shelves can be specified (many combinations available)
- Top Metal Shelf aligns with the bottom of a 15" high overhead cabinet
- Metal Shelves position is **not** aligned with other products

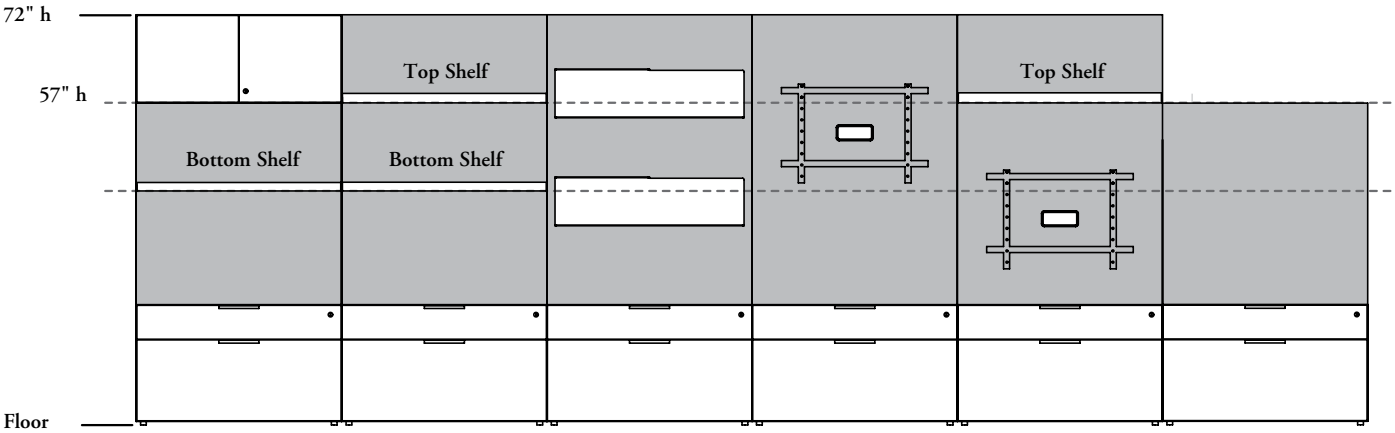

wall panel alignments overview (continued)

81" datum height

- 15" or 30" high overhead cabinet can be used
- Up to 3 solid shelves can be specified (many combinations available)
- Top Solid Shelf aligns with the bottom of a 15" high overhead cabinet
- Middle Solid Shelf aligns with the bottom of a 30" high overhead cabinet
- A 66" high Wall Panel (B_WAA) aligns with the bottom of a 15" high overhead cabinet
- A 51" high Wall Panel (B_WAA) aligns with the bottom of a 30" high overhead cabinet
- Up to 2 metal shelves can be specified (many combinations available)
- Metal Shelves position is **not** aligned with other products

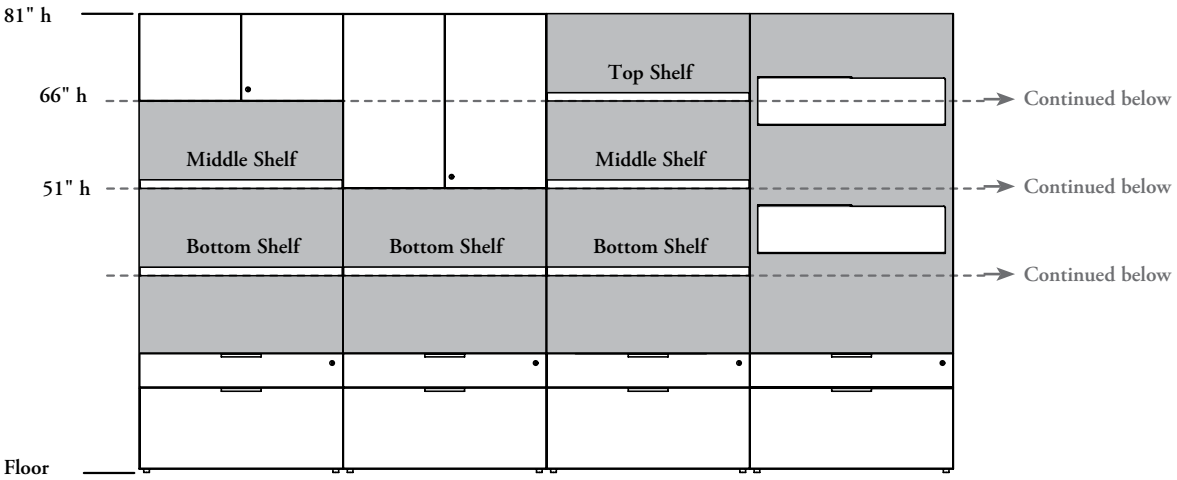

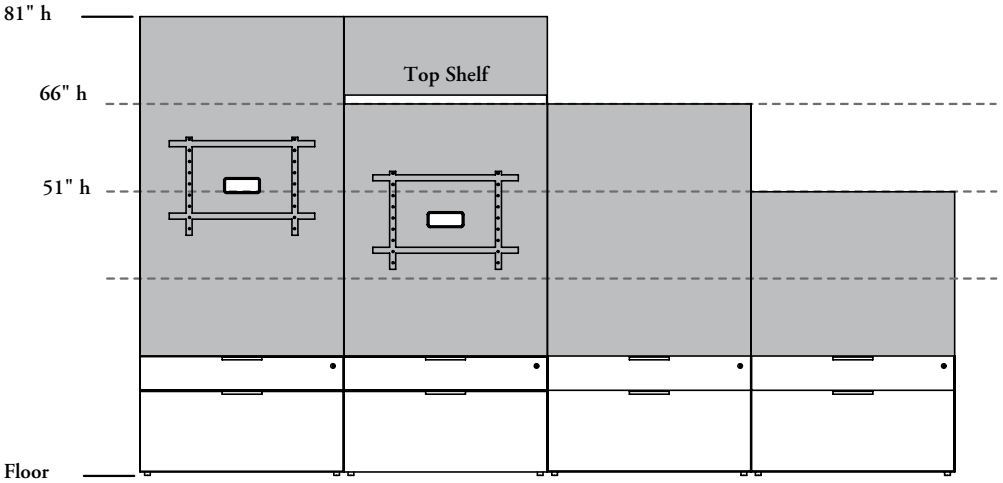

wall-mounted tackboard basics

Expansion Casegoods offers a variety of wall-mounted panels providing tackable surface on the building wall.

- Provide a tackable fabric or felt surface
- Must be attached directly on a building wall
- Can be mounted between Standard Desk, Table/Fixed-Height Desks, Return or Credenza and a Standard Overhead Cabinet

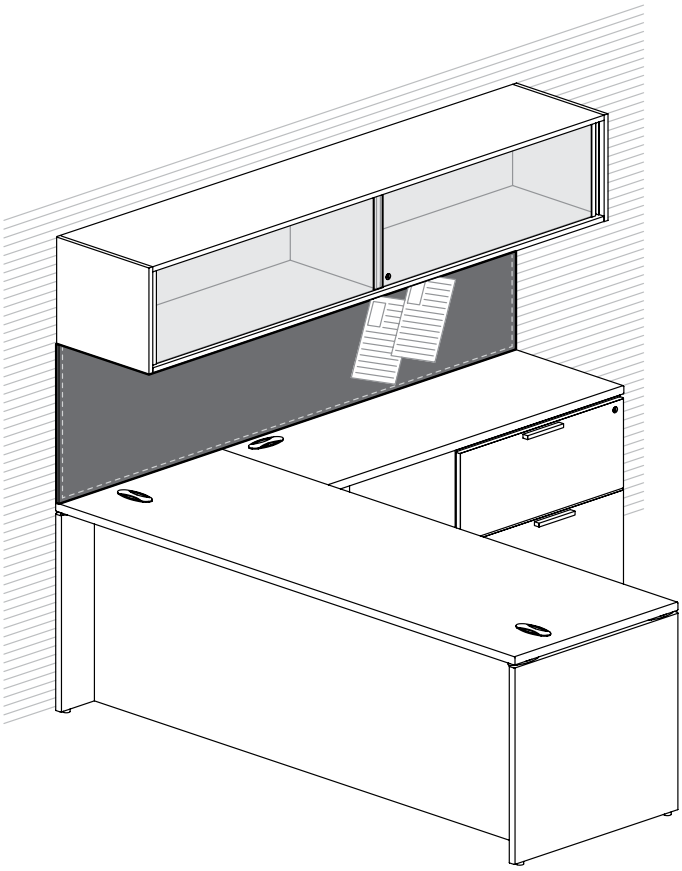

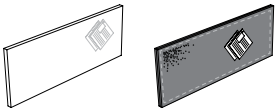

BOWF BOWE

Wall-Mounted Tackboard – Fabric (BOWF) or Wall-Mounted Tackboard – Felt (BOWE)

- This tackable surface accommodates the visual display of paper-based information
- Are available in finished height in 51", 57" or 66"
- Are available in widths: 24" to 84" (6" increments)
- There is a 3/16" (4 mm) behind the fabric tackboard (BOWF) and a 1/4" (6 mm) gap behind the felt tackboard (BOWE) to manage small cables

wall-mounted tackboard applications (BOWF or BOWE)

Three finishing heights (51, 57 or 66) are available:

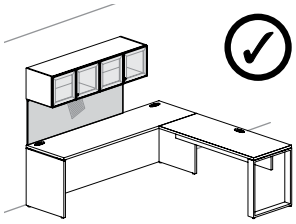

Must be specified on-module only with the overhead cabinet installed above

66" height workstation

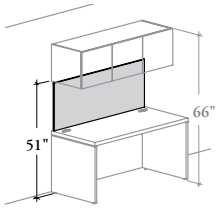

- Align with bottom of Overhead Cabinet mounted at 66" (51)

72" height workstation

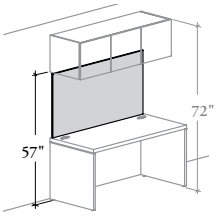

- Align with bottom of Overhead Cabinet mounted at 72" (57)

81" height workstation

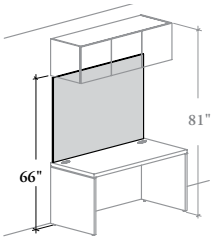

- Align with bottom of Overhead Cabinet mounted at 81" (66)

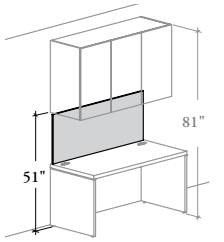

- Align with bottom of Double Overhead Cabinet mounted at 81" (51)

- When a Wall-Mounted Tackboard is used over a secondary desk or mid-height storage, it will **not** reach down to the worksurface
- When installed over a worksurface with thickness (X – 1 9/16"), the final datum height will be 3/8" higher than standard datum height

wall panel basics

Expansion Casegoods offers a variety of desk mounted wall panels providing support for overhead cabinets, tackboard and diverse accessories.

- Attach to the back of a standard or table/fixed-height desk with modesty panel or a Secondary Desk (B_MDS, BH_SR, BH_SB or BH_SL), or directly on the back of a 29" high credenza, Mid-height Freestanding Storage or Workwall Storage
- Wall Panels can be specified in Horizontal (H) or Vertical (V) Grain Direction
- Additional Tackboard (BAWAT or BAWAE), Glass Markerboard (BAWAM) for Wall Panel can be specified separately
- Some Wall Panel can be specified with or without Power and Data Cut-Out. Some jurisdictions require Resettable Breakers. Check local codes
- Wall Panels are offered separately and are available in seven styles:

wall panel for overhead cabinet (B_WCC) or wall panel for overhead cabinet and shelf (B_WCO)

- A Standard (15" h) (Shown) or Double (30" h) Overhead Cabinet is **not** included and must be specified separately. For more details on Overhead Cabinet, refer to pages 259 to 260
- **Not** all Mounting Styles, Datum Heights and Widths are available with Overhead Height (30), refer individual product pages for details

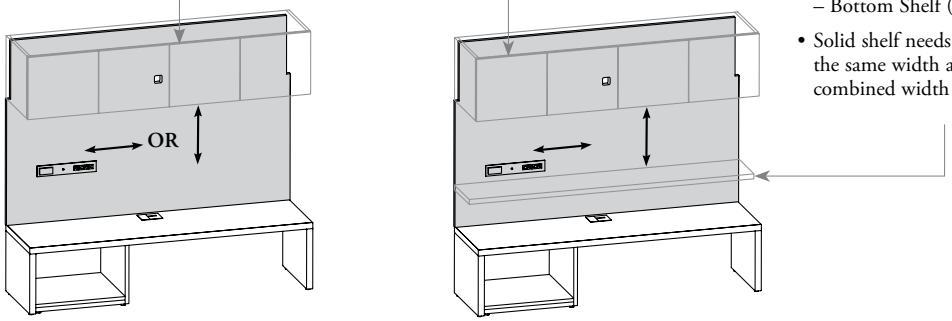

- Solid Shelf for Wall Panel (BAWSS) or Solid Display Shelf for Wall Panel (BAWDS) is **not** included and must be specified separately For more details on solid shelf, refer to page 299 to 300
- Two Configuration are available depending on the configuration on the overhead height and datum height of the wall panel:
  - Bottom and Middle Shelves (BM)
  - Bottom Shelf (BN) (Shown)
- Solid shelf needs to be specified with the same width as the wall panel or the combined width of multiple wall panels

- Datum heights available: 66", 72" and 81"
- Available in widths: 24" to 84" (6" increments)
- Come with 1 or 2 pieces. the number of panels may vary depending of the dimension and grain direction selected, refer to page 285 and 288 for more details
- Five Mounting Styles are available:

  – On 1 3/16" (M) thick Standard Worksurface
  – On 1 9/16" (X) thick Standard Worksurface

  Attach to the back of a standard or table/fixed-height desk with modesty panel or 29" high credenza or Workwall Storage with Integral Top

  – On High (H) Secondary Desk (All Thicknesses)
  – On Low (L) Secondary Desk (All Thicknesses) (Shown)

  Attach to the back of a Secondary Desk (B_MSD) or a Secondary Desk for Height-Adjutability (BH_SR, BH_SB or BH_SL)

  – On Mid-Height (K) Storage

  Attached to the back of a mid-height Freestanding Storage or mid-height Workwall Storage
- Can be specified with or without Power and Data Cut-Out:

  – Over Worksurface – Center (OC)
  – Over Worksurface – Left (OL) (Shown)
  – Over Worksurface – Right (OR)
  – No Power and Data (NN)
- A square cut-out is always included to route lighting cable rear the panel

wall panel basics (continued)

- Following Wall Panels always come in one piece
- Five Mounting Styles are available:
  - On 1 3/16" (M) thick Standard Worksurface
  - On 1 9/16" (X) thick Standard Worksurface
  - On High (H) Secondary Desk (All Thicknesses)
  - On Low (L) Secondary Desk (All Thicknesses) (Shown)
  - On Mid-Height (K) Storage
- Dimensions are limited according to the grain direction, refer to individual product pages for more details

wall panel (B_WAA)

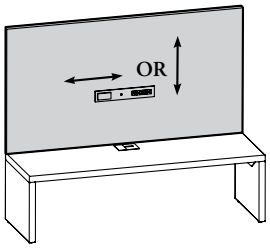

- Datum Heights available: 51", 57", 66", 72" or 81"
- Available in widths: 24" to 90" (6" increments)
- Can be specified with or without Power and Data Cut-Out:
  - Over Worksurface – Center (OC) (Shown)
  - Over Worksurface – Left (OL)
  - Over Worksurface – Right (OR)
  - No Power and Data (NN)

wall panel for solid shelves (B_WOO)

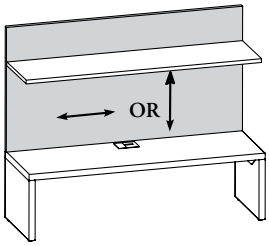

- Datum Heights available: 66", 72" or 81"
- Available in widths: 24" to 90" (6" increments)
- Solid Shelf for Wall Panel (BAWSS) or Solid Display Shelf for Wall Panel (BAWDS) are **not** included and must be specified separately. For more details on solid shelf, refer to page 299 to 300
- Solid shelves need to be specified with the same width as the wall panel or the combined width of multiple wall panels
- Six Configurations are available depending on the configuration, mounting style and datum height of the wall panel:
  - Bottom Shelf (BN)
  - Bottom and Top Shelves (BT)
  - Middle Shelf (MN)
  - Middle and Top Shelves (MT)
  - Top Shelf (NT) (Shown)
  - Bottom, Middle and Top Shelves (SS)

  refer to page 290 for more details
- Can be specified with or without Power and Data Cut-Out:
  - Over Worksurface – Center (OC) (Shown)
  - Over Worksurface – Left (OL)
  - Over Worksurface – Right (OR)
  - No Power and Data (NN) (Shown)

wall panel for metal accessory shelves (B_WMM)

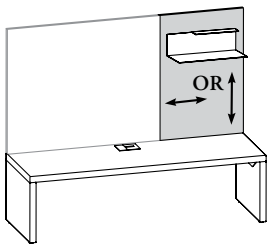

- Datum Heights available: 66", 72" or 81"
- Available in widths: 30" to 60" (6" increments)
- Metal Accessory Shelves for Wall Panel (BBAMS) are **not** included and must be specified separately. For more details on metal shelves, refer to page 301
- Shelves can be installed in standard or upside-down positions
- Only Center (C) shelf position is available
- Three Configurations are available:
  - Bottom Shelf (BN)
  - Bottom and Top Shelves (BT)
  - Top Shelf (NT) (Shown)

  refer to page 296 for more details
- Only No Power and Data Cut-Out (NN) can be specified

wall panel basics (continued)

- Following Wall Panels always come in one piece
- TV Monitor Mount and Cable Pass-Through Ring are included
- Three Mounting Styles are available:
  - On High (H) Secondary Desk (All Thicknesses)
  - On Low (L) Secondary Desk (All Thicknesses) (Shown)
  - On Mid-Height (K) Storage
- Power and Data Cut-Out **cannot** be specified with these products
- A Pass-Through Cut-Out and Cable Pass-Through Grommet are always included to route TV monitor cable rear the panel
- Can also be specified with or without Cable Management:
  - No Grommet (N)
  - Duo Grommet (S) (Shown); when specified, a Duo Grommet – Square (ring and cover) is included
- Dimensions are limited according to the grain direction, refer to individual product pages for more details

wall panel for media (B_WMD)

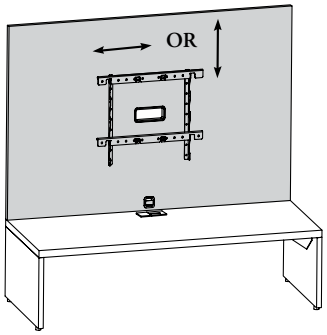

- Datum Heights available: 66", 72" or 81"
- Available in widths: 36" to 90" (6" increments)

wall panel for media and shelves (B_WMO)

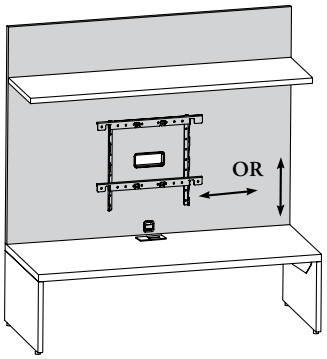

- Datum Heights available: 72" or 81"
- Available in widths: 36" to 90" (6" increments)
- Solid Shelf for Wall Panel (BAWSS) or Solid Display Shelf for Wall Panel (BAWDS) are **not** included and must be specified separately. For more details on solid shelf, refer to pages 299 to 300
- Solid Shelves is always at the top position
- Solid shelf needs to be specified with the same width as the wall panel or the combined width of multiple wall panels

wall panel basics (continued)

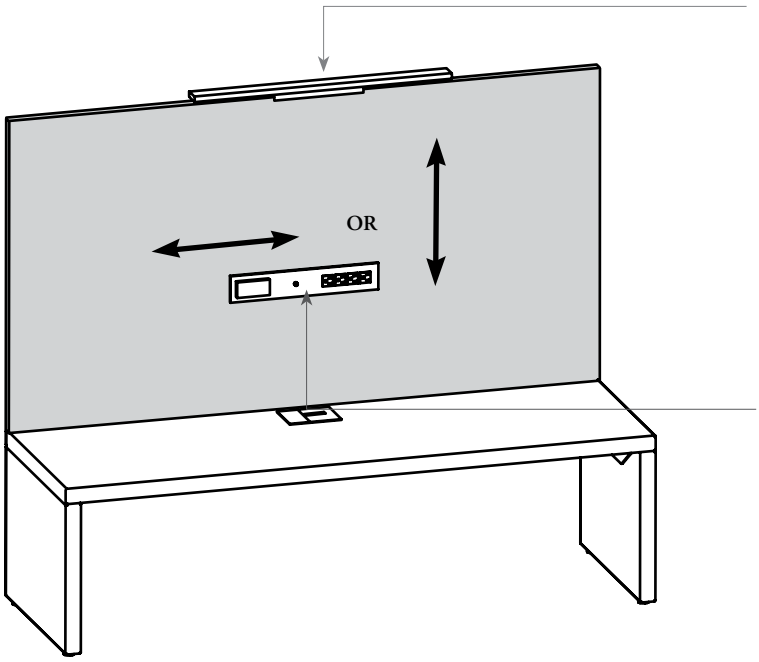

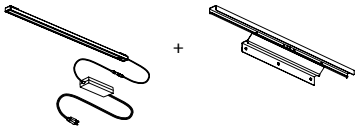

- Linear LED Light (BLEDD) with Support for Linear LED Light – Wall Panel (BLEDW) can be mounted on top of all wall panels, except those for overhead (B_WCC or B_WCO)

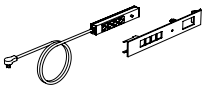

- When specified, each cut out comes with a Power Bar and Cover

Power Bar and Cover

- Provides four grey outlets and one 69 mm x 35 mm communication opening above or under the worksurface
- Data box position is non-handed
- Voice/data jacks and faceplates are **not** included
- Comes with a Resettable Bracker
- **Not** available with wall panels (B_WMM, B_WMD or B_WMO)
- Always make sure the wall outlet into which the power bar is connected remains accessible wihtout the use of any tool

- Four Power and Data Cut-Out configurations are available:

No Power and Data (NN)

Worksurface Level

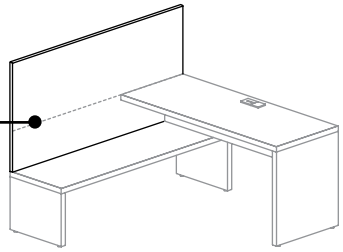

- 24" or 30" wide wall panel can only be specified with No Power and Data (NN) for Wall Panels (B_WCC, B_WCO, B_WAA or B_WOO)
- 36" to 48" wide wall panel can only be specified with No Power and Data (NN) or Over Worksurface – Center (OC) cut-out for Wall Panels (B_WCC, B_WCO, B_WAA or B_WOO)
- 54" to 90" wide wall panel can only be specified with No Power and Data (NN) or Over Worksurface – Left or Right (OL or OR) cut-out for Wall Panels (B_WCC, B_WCO, B_WAA or B_WOO)

Over Worksurface

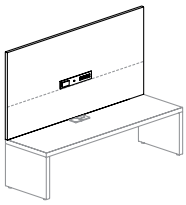

Center (OC)

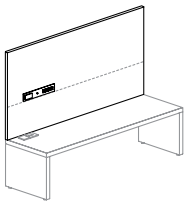

Left (OL)



Right (OR)

Restrictions

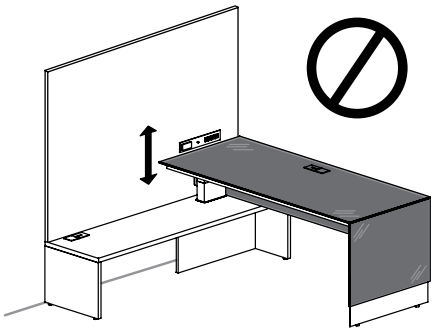

The Power Bar and Cover on Wall Panel **cannot** be specified over height-adjustable worksurface, as it may lead to conflicts with plugged-in power

general applications – wall panels

The following should be considered when planning with all Expansion Casegoods Wall Panels.

1 3/16" (M) & 1 9/16" (X) thick standard worksurface mounting styles

The examples and applications illustrated below are applicable for all wall panel styles

• desks (M or X)

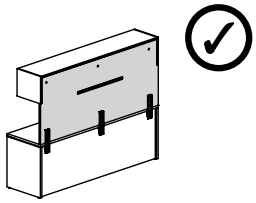

A Wall Panel mounted on the back of a desk on its modesty panel side

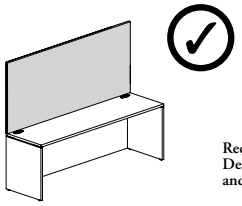

Can be installed on-module only

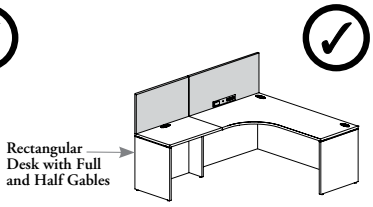

Only use one wall panel per desk

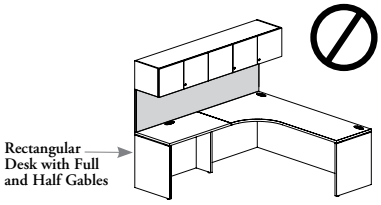

A Wall Panel **cannot** be mounted above multiple desks

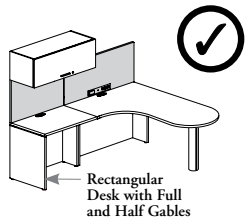

Wall Panel combinations are allowed when using only one wall panel per desk

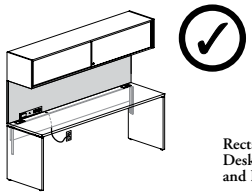

When power and data is specified for a wall panel, a wall access modesty must be specified on desk to allow cable access

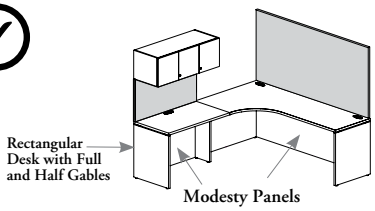

The wall panel can only be mounted on the modesty panel side

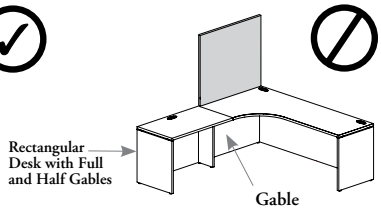

Cannot be mounted on the gable

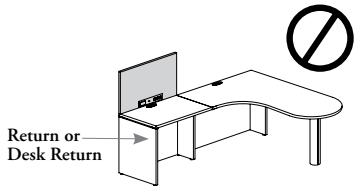

Cannot be mounted on a Return or Desk Return

• 29" high credenzas

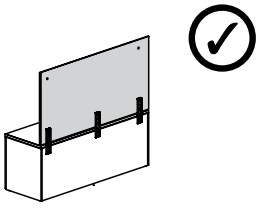

A Wall Panel mounts onto the rear side of a 29" high credenza

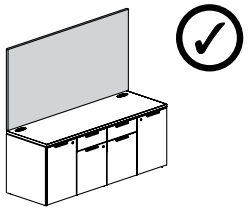

Can be installed on-module only

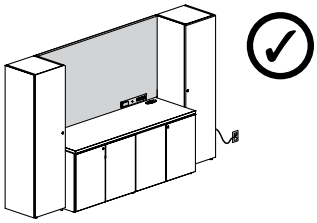

Make sure the wall outlet remains accessible when planning with a Wall Panel mounted onto a full storage credenza and specified with Power and Data

• workwall storage with integral top (M or X)

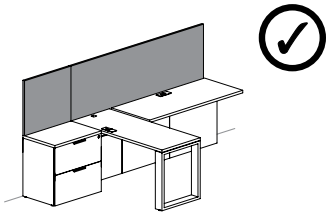

Can be installed on Workwall Storage with Integral Top (BSLFT, BSLFC, BSCT, BSDC, BSOBT or BSOBC). **Cannot** be installed on regular freestanding storage with optional top (B_STR or B_NSTR)

general applications – wall panels (continued)

high (H) or low (L) secondary desk (all thicknesses) mounting styles

- The examples and applications illustrated below are applicable for all wall panel styles
- Low Secondary Desk (All Thicknesses) (L) Mounting Style is **not** available in 81" Datum Height

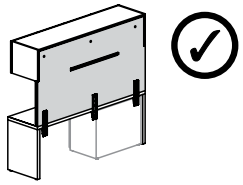

A Wall Panel mounts onto the rear side of a secondary desk

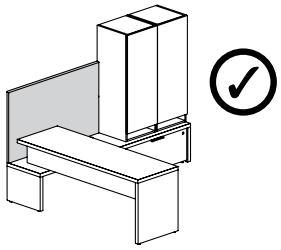

- Can be linked to a Mounted Tower or a freestanding Tower
- A Wall Panel is mandatory to support Run-Off Worksurfaces or Run-Off with Glass Top for Low Secondary Desks

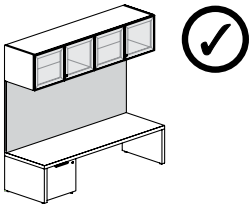

Can be installed on-module

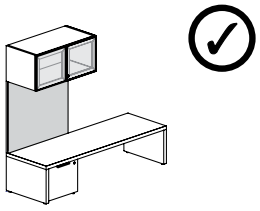

- Can be installed off-module
- One end of the overhead must align with one of the desk gables

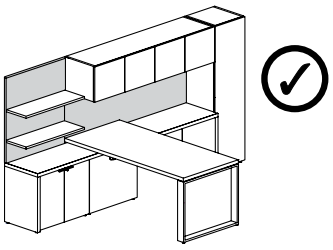

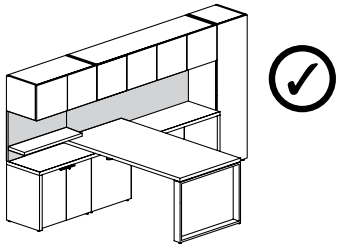

Wall Panel combinations are allowed on the same secondary desk

general applications – wall panels (continued)

mid-height (K) mounting style

The examples and applications illustrated below are applicable for all wall panel styles

• freestanding storage (mid-height stretch pedestal or mid-height credenza) applications

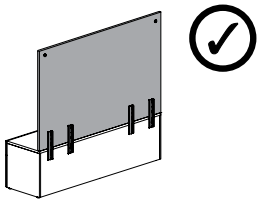

A Wall Panel mounts onto the rear side of a Workwall Storage

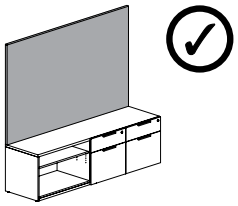

Can be installed on-module

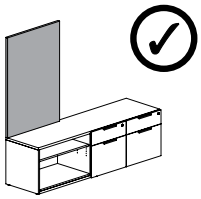

Can be installed off-module

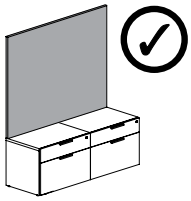

A Wall Panel can be mounted over multiple mid-height products

• workwall kneespace modules for height-adjustability applications

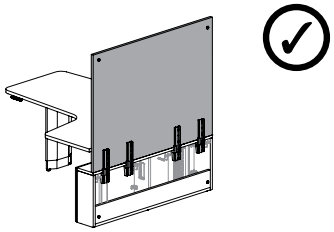

A Wall Panel mounts onto the rear side of a Workwall Kneespace Module

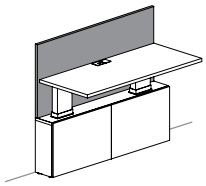

Can be installed on-module

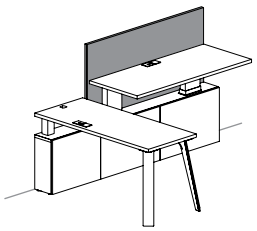

Can be installed off-module

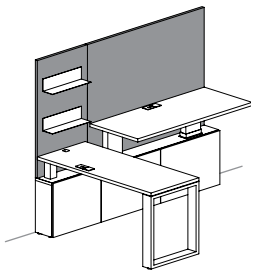

Wall Panel combinations are allowed on the same Workwall Kneespace Module

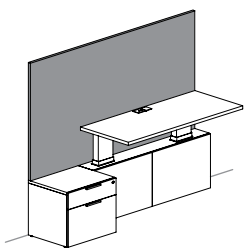

A Wall Panel can span over multiple Workwall products of the same height

general applications – wall panels (continued)

mid-height (K) mounting style

The examples and applications illustrated below are applicable for all wall panel styles (B_WAA, B_WCC, B_WOO or B_WMM)

• workwall credenza for fixed worksurfaces or height-adjustability applications

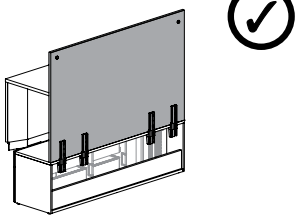

A Wall Panel mounts onto the rear side of a Workwall Credenza for Fixed Worksurfaces or Height-Adjustability

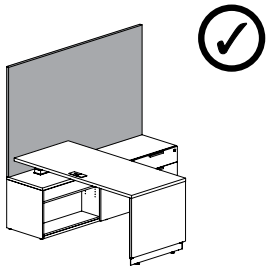

Can be installed on-module

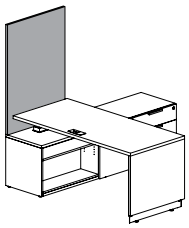

Can be installed off-module



Wall Panel combinations are allowed on the same Workwall Credenza

• workwall storage (with integral top or freestanding credenzas) applications

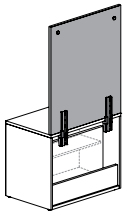

A Wall Panel mounts onto the rear side of a 29" high Workwall Storage with Integral Top

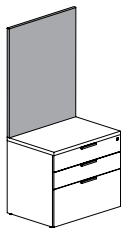

Can be installed on-module

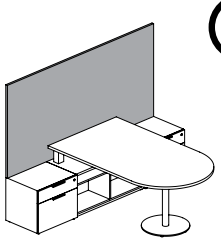

A Wall Panel can span over multiple mid-height Workwall products (21" h)



A Wall Panel **cannot** span over Workwall Storage with Integral Top and mid-height storage, as they are **not** the same datum height. Each must have their own Wall Panel

planning with wall panel for overhead cabinet

The following should be considered when planning with Expansion Casegoods Wall Panels for Overhead Cabinet.

- Wall Panel for Overhead Cabinet (B_WCC) must always be specified the same width as the overhead cabinet
- Overhead Cabinet is **not** included with the wall panel and must always be specified separately
- Optional Power and Data can also be specified. Refer to page 280 for more details
- Can accommodate Overhead Cabinet (15) or Double Overhead Cabinet (30)

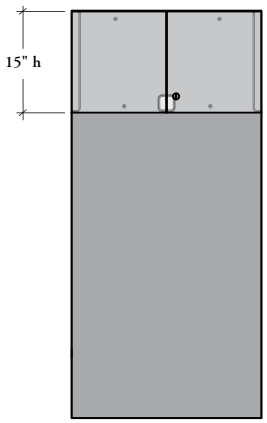

Wall Panel for 15" high Overhead Cabinet

Wall Panel comes with mounting holes for Standard Overhead Cabinet

OR

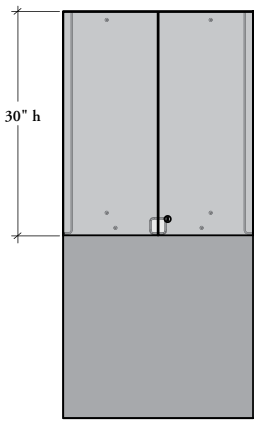

Wall Panel for 30" high Overhead Cabinet

Wall Panel comes with mounting holes for Double Overhead Cabinet

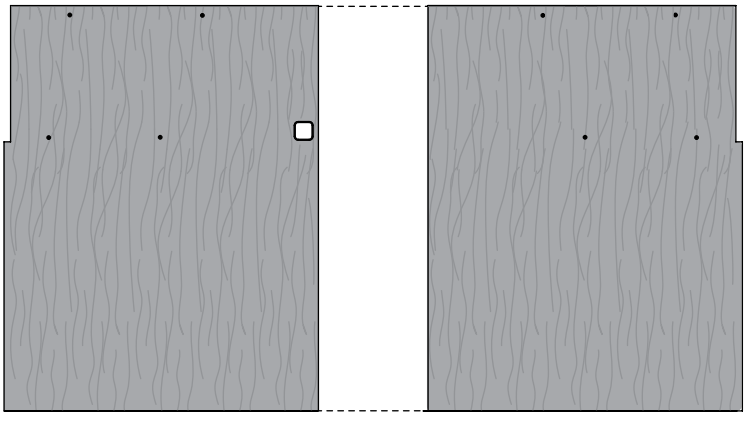

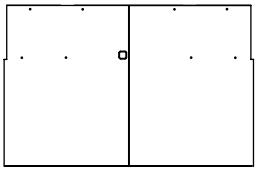

NOTE: Some configurations of the Wall Panel for Overhead Cabinet will come in two pieces. Here are the options where this will occur:

- Source Laminate finish with Vertical Grain and a width of 66" or more (any mounting style)
- Flintwood finish at 72" datum height, width of 54" or more, mounted on a Low Secondary Desk or mid-height storage
- Flintwood finish at 81" datum height, width of 54" or more (any mounting style)

planning with overhead cabinet (continued)

overhead clearance with fixed-height worksurfaces or storage

Clearance between the top of worksurface and bottom 15" high Standard Overhead Cabinet

Worksurface Style / Height Application	Mid-Height Storage	High Secondary Desk*	Standard Desks, Run-Off, Run-Off Worksurfaces, Primary Desks or Credenzas			
			1" (D)	1 3/16" (M)	1 9/16" (X)	10 mm (Glass)
66" (Bottom overhead 51")	29"	23"	21 1/8"	21"	20 5/8"	20 7/8"
72" (Bottom overhead 57")	35 1/4"	29 1/4"	27 3/8"	27 1/4"	26 7/8"	27 1/8"
81" (Bottom overhead 66")	44 3/8"	38 3/8"	36 1/2"	36 3/8"	36"	36 1/4"

Clearance between the top of worksurface and bottom 30" high Double Overhead Cabinet

Worksurface Style / Height Application	Mid-Height Storage	High Secondary Desk	Standard Desks, Run-Off, Run-Off Worksurfaces, Primary Desks or Credenzas			
			1" (D)	1 3/16" (M)	1 9/16" (X)	10 mm (Glass)
81" (Bottom overhead 51")	29"	23"	21 1/8"	21"	20 5/8"	20 7/8"

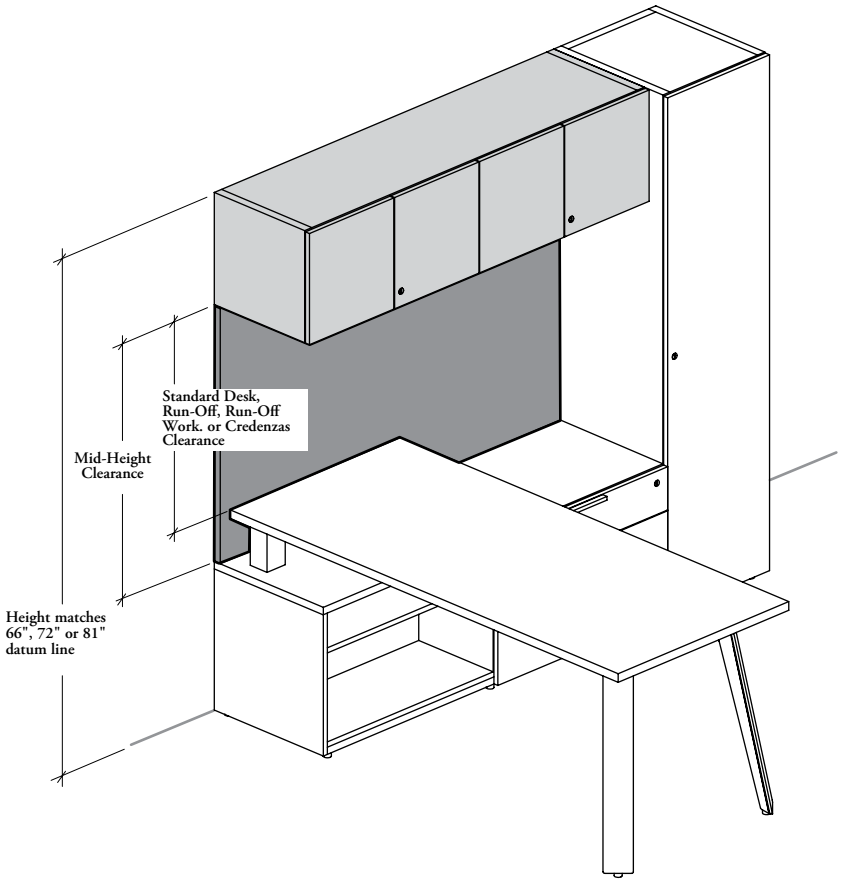

planning with overhead cabinet (continued)

The clearance between the bottom of the overhead and the top of the worksurface at its highest position is provided below for guidance only

overhead clearance with height-adjustable worksurfaces

Clearance between the top of a raised height-adjustable worksurface at 48" height and the bottom of a 15" height Overhead Cabinet

Worksurface Style / Height Application	Height-Adjustable Worksurfaces	
	1 3/16" (M or V – 48")	1 9/16" (X – 48")
66" (Bottom overhead 51")	2"	1 5/8"
72" (Bottom overhead 57")	8 1/4"	7 7/8"
81" (Bottom overhead 66")	17 3/8"	17"

Clearance between the top of a raised height-adjustable worksurface at 48" height and the bottom of a 30" height Double Overhead Cabinet

Worksurface Style / Height Application	Height-Adjustable Worksurfaces	
	1 3/16" (M or V – 48")	1 9/16" (X – 48")
81" (Bottom overhead 51")	2"	1 5/8"

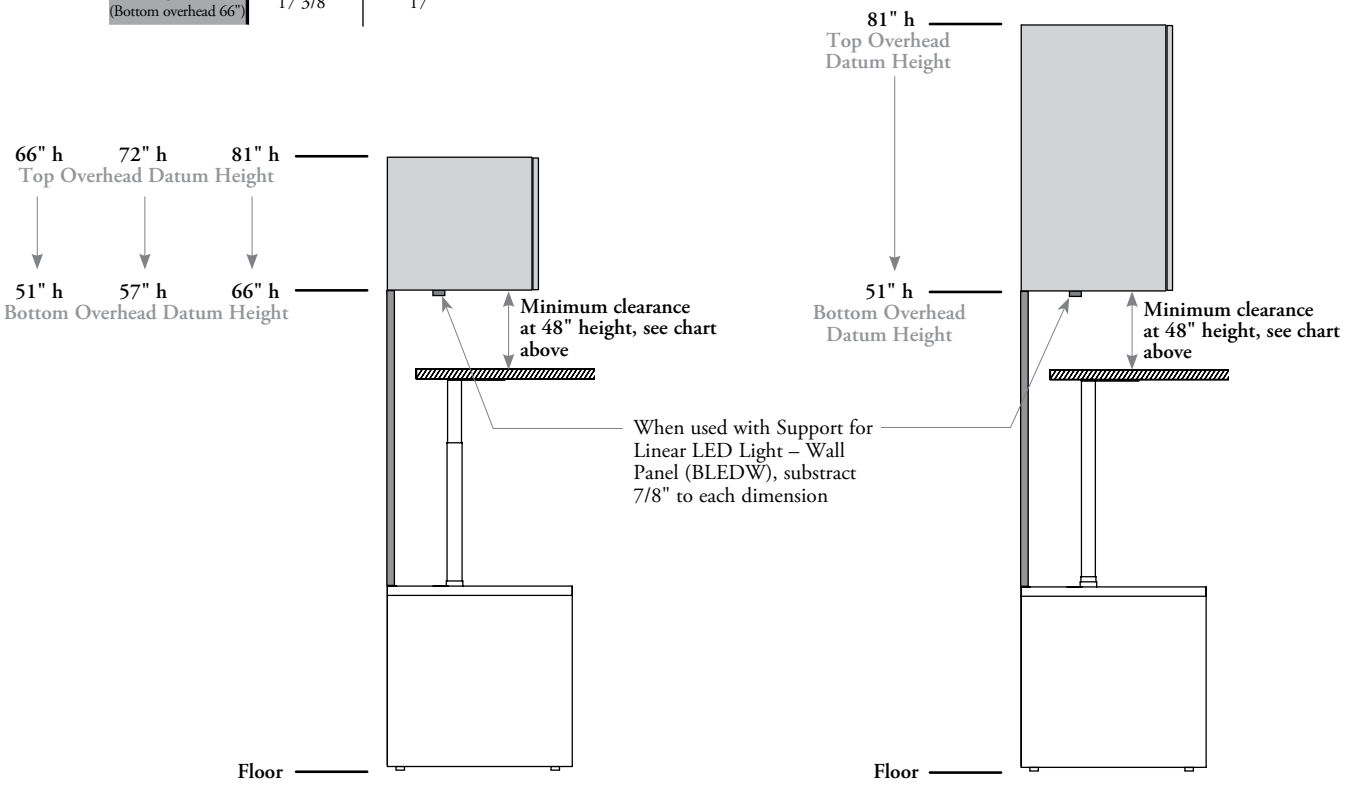

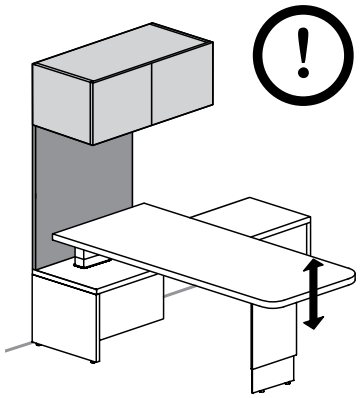

Teknion does **not** recommend the use of any overhead above the all height-adjustable worksurface styles. Damages or personal injuries may occur if accessories are positioned beneath the overhead

planning with wall panel for overhead cabinets & shelf

The following should be considered when planning with Expansion Casegoods Wall Panels for Overhead Cabinet and Shelf.

- Wall Panel for Overhead Cabinet and Shelf (B_WCO) must always be specified the same width as the overhead
- Overhead Cabinet and Solid Shelves are **not** included with the wall panel and must be specified separately
- Optional Power and Data can also be specified. Refer to page 280 for more details
- Can accommodate Overhead Cabinet (15) or Double Overhead Cabinet (30). For details on overhead cabinets, refer to page 259
- Two version of solid shelves are available and compatible with this wall panel:
  – Solid Shelf for Wall Panel (BAWSS)
  – Solid Display Shelf for Wall Panel (BAWDS)
  For details, refer to page 299

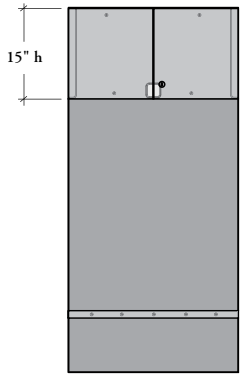

Wall Panel for 15" high Overhead Cabinet

Wall panel comes with mounting holes for Standard Overhead Cabinet

OR

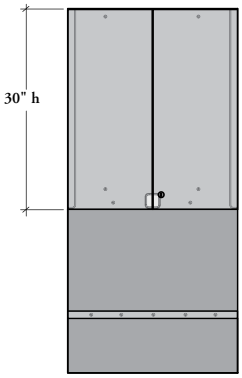

Wall Panel for 30" high Overhead Cabinet

Wall panel comes with mounting holes for Double Overhead Cabinet

+

Solid Shelf for Wall Panel or

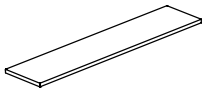

OR

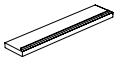

Solid Display Shelf for Wall Panel

Wall panel comes with mounting holes for solid shelf(ves)

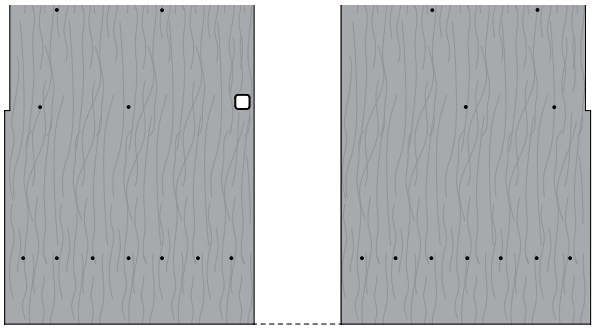

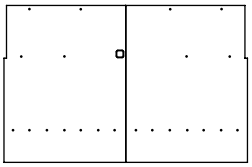

NOTE: Some confgurations of the Wall Panel for Overhead Cabinet will come in two pieces. Here are the options where this will occur:

- Source Laminate finish with Vertical Grain and a width of 66" or more (all mounting style)
- Flintwood finish at 72" datum height, width of 54" or more, mounted on a Low Secondary Desk or mid-height storage
- Flintwood finish at 81" datum height, width of 54" or more (any mounting style)

shelf configurations

Two Shelf Configurations are available:

Bottom Shelf (BN)

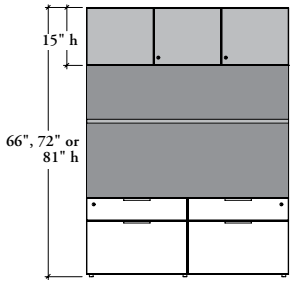

with Standard Overhead Cabinet (15)

Applicable with Datum Heights (66", 72" or 81")

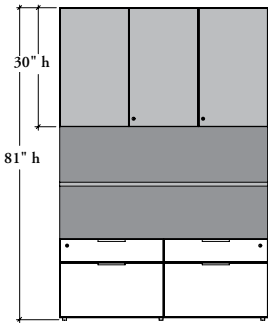

with Double Overhead Cabinet (30)

Only applicable with 81" Datum Height

Bottom & Middle Shelf (BM)

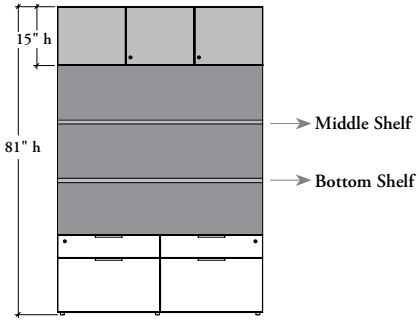

with Standard Overhead Cabinet (15) only

Only applicable with 81" Datum Height

planning with wall panel for overhead cabinet & shelf (continued)

overhead & shelf clearance with fixed-height worksurfaces only

Clearance between the top of worksurface and underside of the bottom solid shelf

Worksurface Style / Height Application	Mid-Height Storage	High Secondary Desk	Standard Desks, Run-Off, Run-Off Worksurfaces, Primary Desks or Credenzas		
			1 3/16" (M)	1 9/16" (X)	10 mm (Glass)
66"	13 5/8"	7 5/8"	5 5/8"	5 1/4"	5 1/2"
72"	19 7/8"	13 7/8"	11 7/8"	11 1/2"	11 5/8"
81"	13 5/8"	7 5/8"	5 5/8"	5 1/4"	5 1/2"

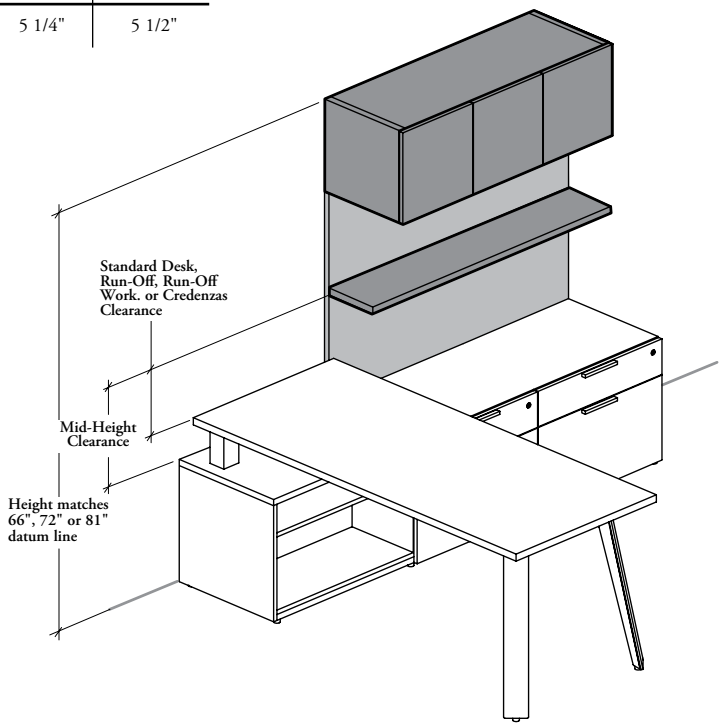

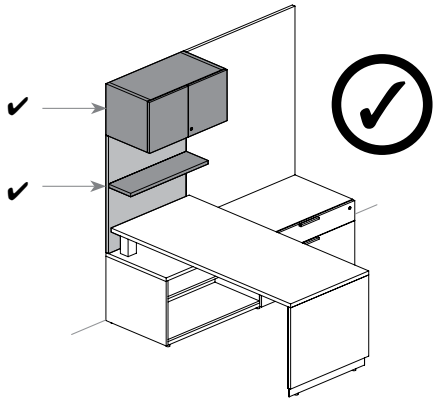

Overhead Cabinet and Shelf on Wall Panel (B_WCO) can be used over the all fixed worksurface styles on the Workwall Credenza without conflict

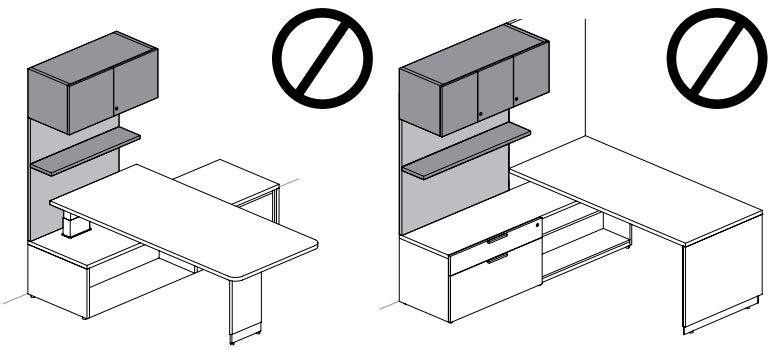

Overhead Cabinet and Shelf on Wall Panel (B_WCO) **cannot** be specified over or right next to a height-adjustable worksurface because the bottom shelf may interfere. This interference only occur when specifying a Height-Adjustable Run-Off with Bevel Base (BH_RB or BHGRB) and Height-Adjustable Peninsula with Bevel Post Leg (BH_RP or BH_TP)

planning with wall panel for solid shelves

The following should be considered when planning with Expansion Casegoods Wall Panels for Solid Shelves.

- Solid shelves are **not** included with the wall panel and must be specified separately
- Optional Power and Data can also be specified. Refer to page 280 for more details
- Two version of solid shelves are available and compatible with this wall panel:
  – Solid Shelf for Wall Panel (BAWSS)
  – Solid Display Shelf for Wall Panel (BAWDS)
  For details, refer to page 299

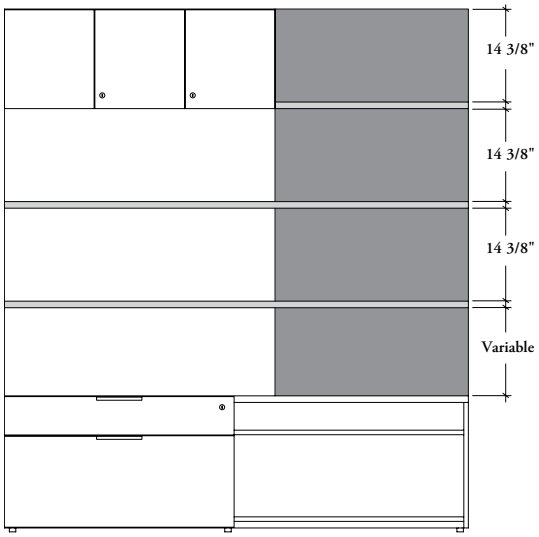

Shelves Spacing

- The distance between the top of the wall panel and the top shelf is always the same, regardless of the chosen datum height. This distance will also be replicated between each successive shelf
- Therefore, Tackboard (BAWAM or BAWAE) or Markerboard (BAWAM) – Wall Panel Mounted can be mounted in any of these identical spaces. From Bottom Shelf (B) Starting Height and Datum Height (15) need to be specified for these application
- The distance between the bottom shelf and the storage on which the wall panel is mounted will vary and **cannot** accept any accessories

Solid Shelf for Wall Panel or

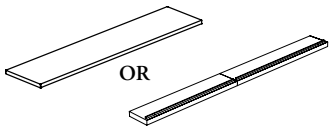

Solid Display Shelf for Wall Panel

Wall panel comes with mounting holes for solid shelf(ves)

shelf configurations

- **Not** all configurations are available, refer to the price guide or specification software for details
- Six Shelf Configurations are available:

Bottom Shelf (BN)

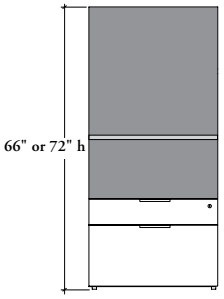

Top Shelf (NT)



Bottom & Top Shelf (BT)

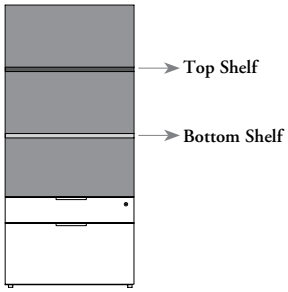

Applicable with 66" or 72" Datum Height

Middle (MN)

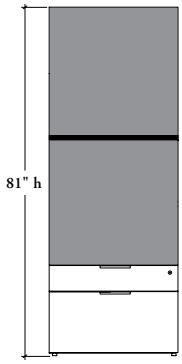

Middle & Top Shelf (MT)



Bottom, Middle & Top Shelf (SS)

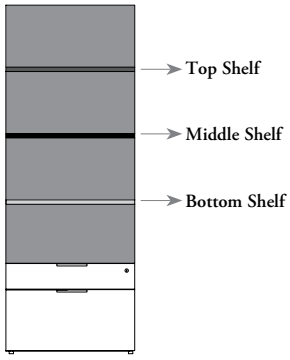

Only applicable with 81" Datum Height

planning with wall panel for solid shelves (continued)

The use of any solid shelf above the Height-Adjustable Worksurfaces is **not** allowed

shelf clearance with fixed worksurfaces or storage

Clearance between the top of worksurface and underside of the top solid shelf

Worksurface Style / Height Application	Mid-Height Storage	High Secondary Desk	Standard Desks, Run-Off, Run-Off Worksurfaces, Primary Desks or Credenzas			
			1" (D)	1 3/16" (M)	1 9/16" (X)	10 mm (Glass)
66"	29"	23"	21 1/8"	21"	20 5/8"	20 7/8"
72"	35 1/4"	29 1/4"	27 3/8"	27 1/4"	26 7/8"	27 1/8"
81"	44 3/8"	38 3/8"	36 1/2"	36 3/8"	36"	36 1/4"

Clearance between the top of worksurface and underside middle of the solid shelf

Worksurface Style / Height Application	Mid-Height Storage	High Secondary Desk	Standard Desks, Run-Off, Run-Off Worksurfaces, Primary Desks or Credenzas			
			1" (D)	1 3/16" (M)	1 9/16" (X)	10 mm (Glass)
81"	29"	23"	21 1/8"	21"	20 5/8"	20 7/8"

Clearance between the top of worksurface and underside of the bottom solid shelf

Worksurface Style / Height Application	Mid-Height Storage	High Secondary Desk	Standard Desks, Run-Off, Run-Off Worksurfaces, Primary Desks or Credenzas			
			1" (D)	1 3/16" (M)	1 9/16" (X)	10 mm (Glass)
66"	13 5/8"	7 5/8"	5 3/4"	5 5/8"	5 1/4"	5 1/2"
72"	21"	13 7/8"	12"	11 7/8"	11 1/2"	11 3/4"
81"	13 5/8"	7 5/8"	5 3/4"	5 5/8"	5 1/4"	5 1/2"

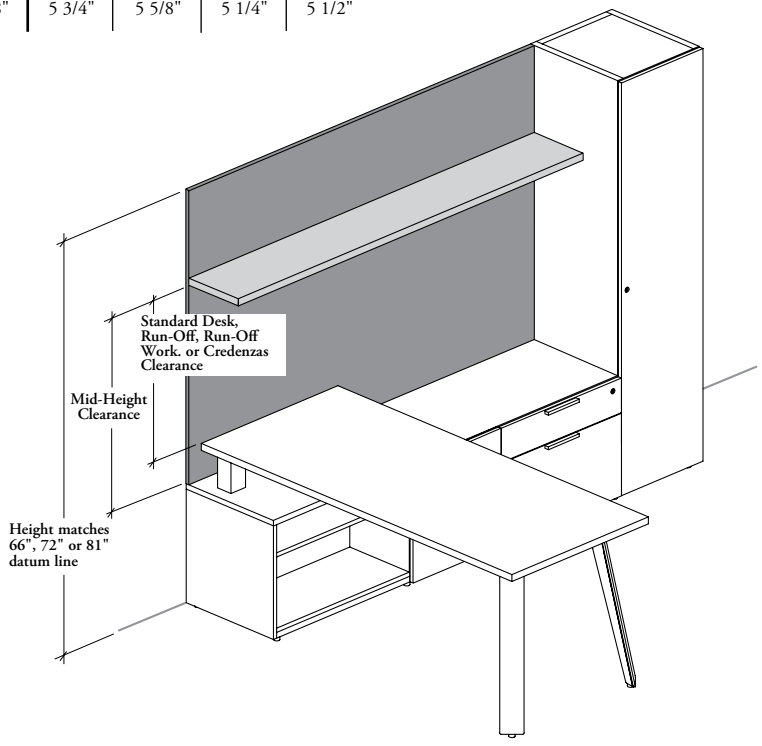

planning with wall panel for solid shelves (continued)

shelf clearance with height-adjustable worksurfaces

- Teknion does **not** recommend the use of any shelves above the all height-adjustable worksurface styles. Damages or personal injuries may occur if accessories are positioned beneath the shelf
- The clearance between the bottom of the top shelf and the top of the worksurface at its highest position is provided below for guidance only

Clearance between the top of a raised height-adjustable worksurface at 48" height and the underside of the top solid shelf

Worksurface Style / Height Application	Height-Adjustable Worksurfaces		
	1 3/16" (M or V – 48")	1 9/16" (X – 48")	10 mm (Glass – 48")
66"	2"	1 5/8"	1 3/4"
72"	8 1/4"	7 7/8"	8"
81"	17 3/8"	17"	17 1/8"

Clearance between the top of the height-adjustable worksurface and underside of Middle Solid Shelf

Worksurface Style / Height Application	Height-Adjustable Worksurfaces		
	1 3/16" (M or V – 48")	1 9/16" (X – 48")	10 mm (Glass – 48")
81" Middle shelf at 51"	2"	1 5/8"	1 3/4"

Top Shelf Application

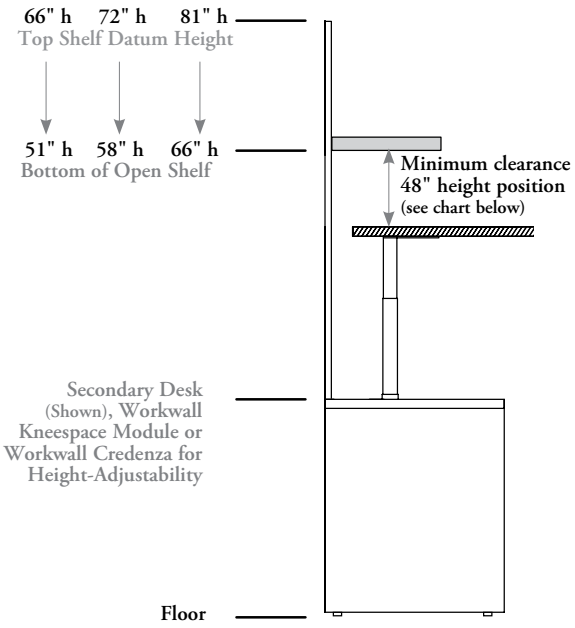

Middle Shelves Application

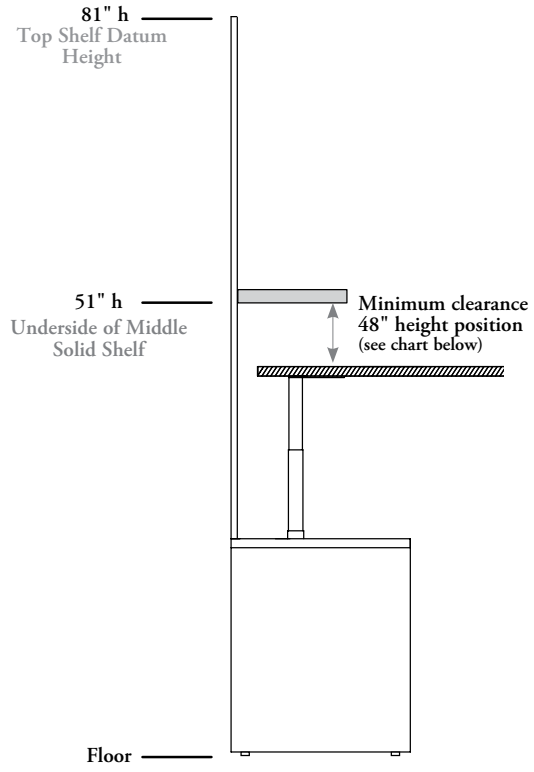

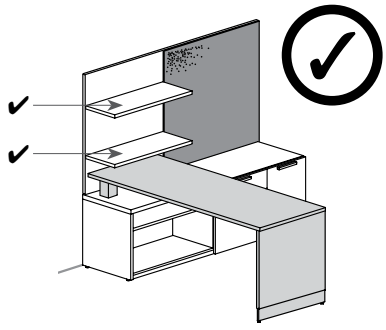

Wall Panel with Solid Shelves (B_WOO) can be used over the fixed worksurface on the Workwall Credenza without conflict

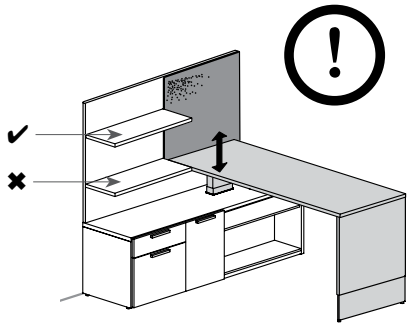

The bottom solid shelf **cannot** be specified right next to a height-adjustable worksurface because it may interfere. This interference only occur when specifying a Height-Adjustable Run-Off with Bevel Base (BH_RB or BHGRB) and Height-Adjustable Peninsula with Bevel Post Leg (BH_RP or BH_TP)

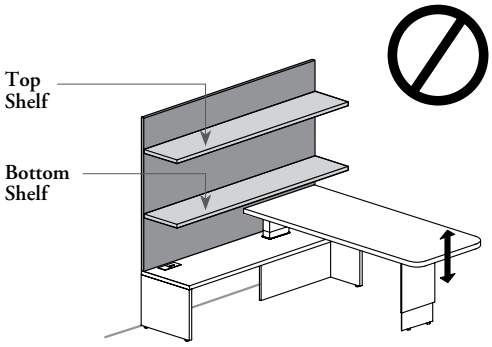

The bottom shelf on Wall Panel **cannot** be specified over a height-adjustable worksurface because the shelves may come into conflict

planning with wall panel for media

The following should be considered when planning with Expansion Casegoods Wall Panel for Media.

- A TV Monitor Mount is included with wall panel
- The TV Monitor Mount is always centered in the panel
- Comes with a Cable Pass-Through behind the TV rack to route the wire behind the Wall Panel for Media and a optional Duo Square Grommet at the bottom of the panel
- The use of a TV Monitor above the Height-Adjustable Worksurfaces is **not** allowed

tv monitor mount

- Meets VESA (Video Electronics Standards Association) standards for easy installation. Monitor **not** included
- TV rack is finished in Black
- It is recommended that total width of monitor do not exceed the width of the specified wall panel
- Wall panel comes with mounting holes for TV rack

Horizontal Rails
Full length rail allow easy monitor mounting

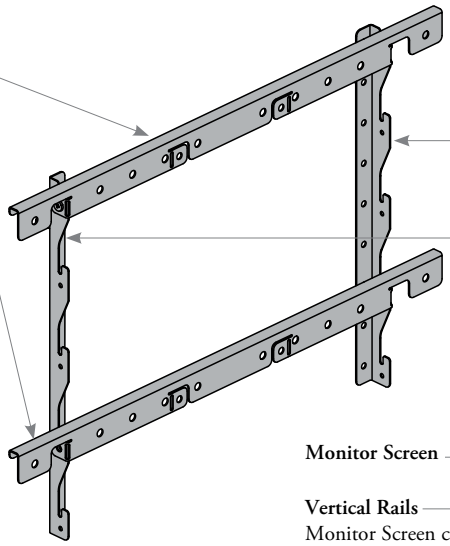

Weight Capacity
TV Monitor Mount: 100 lbs

Vertical Rails
- Fits monitor from VESA 100 x 100 to VESA 600 x 400

FRONT VIEW

Monitor Screen

Vertical Rails
Monitor Screen can be positioned at various height on the Wall Panel for Multimedia

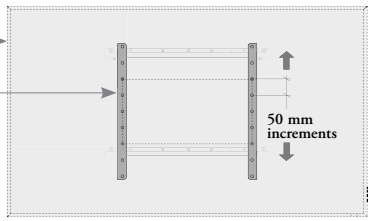

- Come with fixation holes to lock the monitor in place and to ensure the monitor is centered on the Wall Panel for Multimedia



Wall Panel for Media **cannot** be specified over a height-adjustable worksurface



FRONT VIEW



A minimum of 1" gap must be preserve between the monitor mounted on the wall panel and the adjacent height-adjustable worksurface to avoid potential damage or injury

planning with wall panel for media and shelves

The following should be considered when planning with Expansion Casegoods Wall Panel for Media and Shelves.

- A TV Monitor Mount is included with the wall panel
- The TV Monitor Mount is always centered in the panel
- Solid shelves are **not** included with wall panel and must be specified separately
- Comes with a Cable Pass-Through being the TV rack to route the wire behind the Wall Panel for Media and a optional Duo Square Grommet at the bottom of the panel
- Two version of solid shelves are available and compatible with this wall panel:
  – Solid Shelf for Wall Panel (BAWSS)
  – Solid Display Shelf for Wall Panel (BAWDS)
  For details, refer to page 299

tv monitor mount

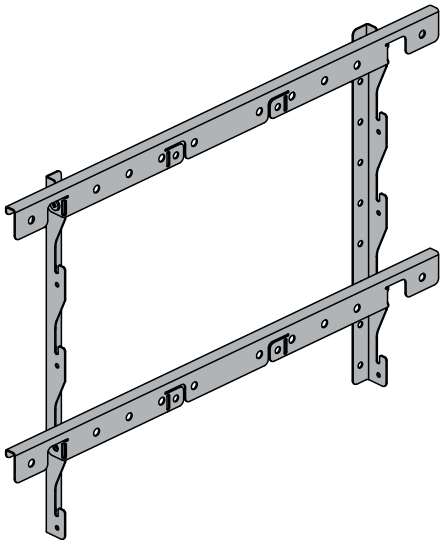

- Same specifications than the TV Monitor Mount on page the previous page
- Wall panel comes with mounting holes for TV rack

+

Solid Shelf for Wall Panel or

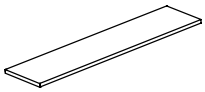

OR

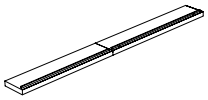

Solid Display Shelf for Wall Panel

Wall panel comes with mounting holes for solid shelf(ves)

shelf configuration

Top Shelf only

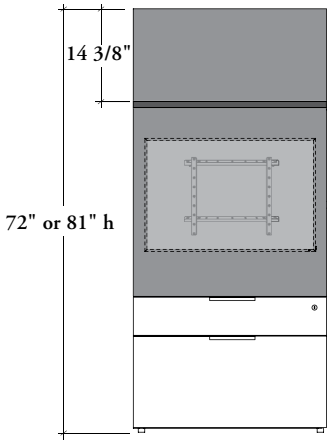

Applicable with 72" or 81" Datum Height

planning with wall panel for media and shelves (continued)

The use of a TV Monitor and shelf above the Height-Adjustable Worksurfaces is **not** allowed

shelf clearance with fixed worksurfaces or storage

Clearance between the top of fixed worksurface and underside of the top solid shelf

Worksurface Style / Height Application	Mid-Height Storage	High Secondary Desk	Standard Desks, Run-Off, Run-Off Worksurfaces, Primary Desks or Credenzas			
			1" (D)	1 3/16" (M)	1 9/16" (X)	10 mm (Glass)
72"	35 1/4"	29 1/4"	27 3/8"	27 1/4"	26 7/8"	27 1/8"
81"	44 3/8"	38 3/8"	36 1/2"	36 3/8"	36"	36 1/4"

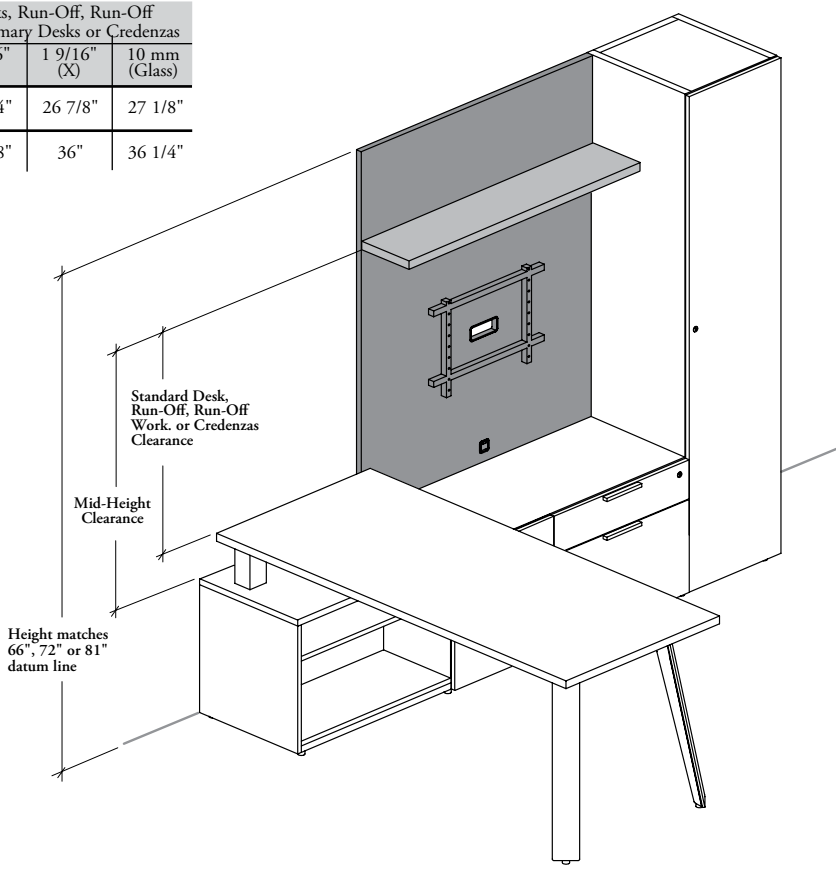

FRONT VIEW



Wall Panel for Media and shelf **cannot** be specified over a height-adjustable worksurface

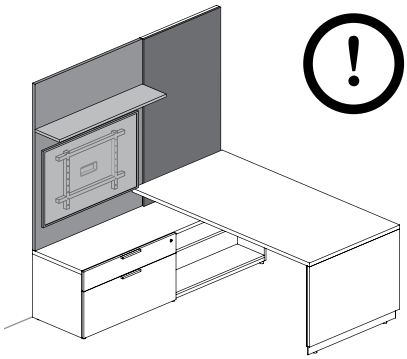

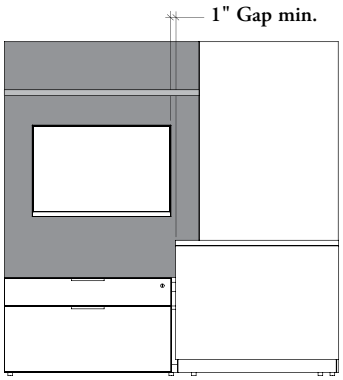

A minimum of 1" gap must be preserve between the monitor mounted on the wall panel and the adjacent height-adjustable worksurface to avoid potential damage or injury

planning with wall panel for metal accessory shelves

The following should be considered when planning with Wall Panels for Metal Accessory Shelves.

- Metal Accessory Shelves used with Wall Panel for Metal Accessory Shelves (B_WMM) only
- Metal Accessory Shelves (BBAMS) are **not** included with Wall Panel and must be specified separately, for details, refer to page 301
- Metal Accessory Shelves are supported by a wall panel which is anchored to the wall
- Only No Power and Data (NN) can be specified
- Shelves can be installed centered (C) in wall panel width only

shelf configurations

Three Shelf Configurations are available:

Bottom Shelf (BN)

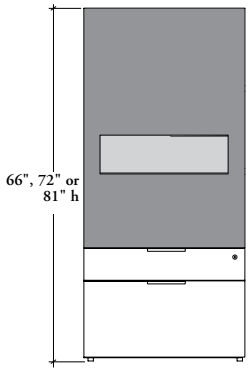

- Wall Panel comes with one set pattern holes on bottom for Metal Accessory Shelf

Top Shelf (NT)



- Wall Panel comes with one set pattern holes on top for Metal Accessory Shelf

Bottom & Top Shelf (BT)

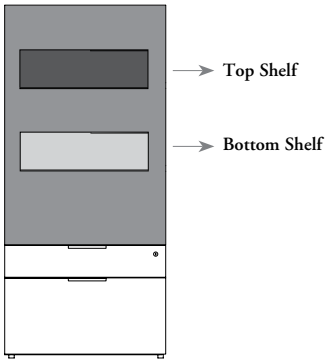

- Wall Panel comes with two set pattern holes on top and bottom for Metal Accessory Shelves

end gaps

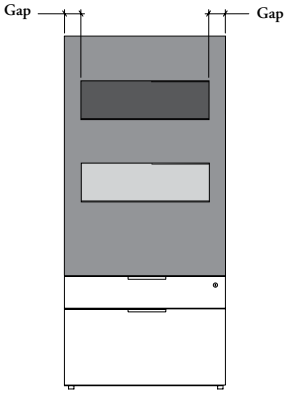

Wall Panel Width	Metal Accessory Shelf Width	
	27"	33"
24"	n/a	n/a
30"	1 1/2"	n/a
36"	4 1/2"	1 1/2"
42"	7 1/2"	4 1/2"
48"	10 1/2"	7 1/2"
54"	13 1/2"	10 1/2"
60"	16 1/2"	13 1/2"

planning with wall panel for metal accessory shelves (continued)

The use metal shelf above the Height-Adjustable Worksurfaces is **not** allowed

shelf clearance with fixed worksurfaces or storage

Clearance between the top of fixed worksurface and underside of the top metal shelf

Worksurface Style / Height Application	Mid-Height Storage	High Secondary Desk	Standard Desks, Run-Off, Run-Off Worksurfaces, Primary Desks or Credenzas			
			1" (D)	1 3/16" (M)	1 9/16" (X)	10 mm (Glass)
66"	29"	23"	21 1/8"	21"	20 5/8"	20 7/8"
72"	32 5/8"	26 3/4"	24 7/8"	24 3/4"	24 3/8"	24 5/8"
81"	40 1/8"	34 1/8"	32 1/4"	32 1/8"	31 3/4"	32"

Clearance between the top of fixed worksurface and underside of the bottom metal shelf

Worksurface Style / Height Application	Mid-Height Storage	High Secondary Desk	Standard Desks, Run-Off, Run-Off Worksurfaces, Primary Desks or Credenzas			
			1" (D)	1 3/16" (M)	1 9/16" (X)	10 mm (Glass)
66"	13 5/8"	7 5/8"	5 3/4"	5 5/8"	5 1/4"	5 1/2"
72"	13 3/4"	7 3/4"	5 7/8"	5 3/4"	5 3/8"	5 5/8"
81"	17 1/2"	11 1/2"	9 5/8"	9 1/2"	9 1/8"	9 3/8"

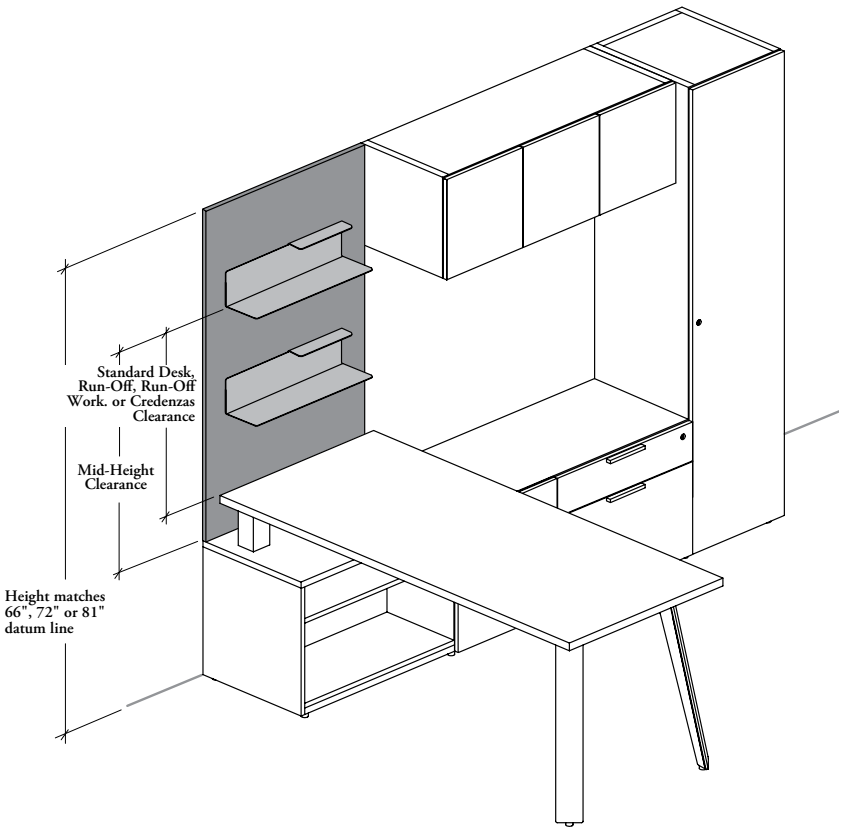

planning with wall panel for metal accessory shelves (continued)

shelf clearance with height-adjustable worksurfaces

- Teknion does **not** recommend the use of any shelves above the all height-adjustable worksurface styles. Damages or personal injuries may occur if accessories are positioned beneath the shelf
- The clearance between the bottom of the top shelf and the top of the worksurface at its highest position is provided below for guidance only

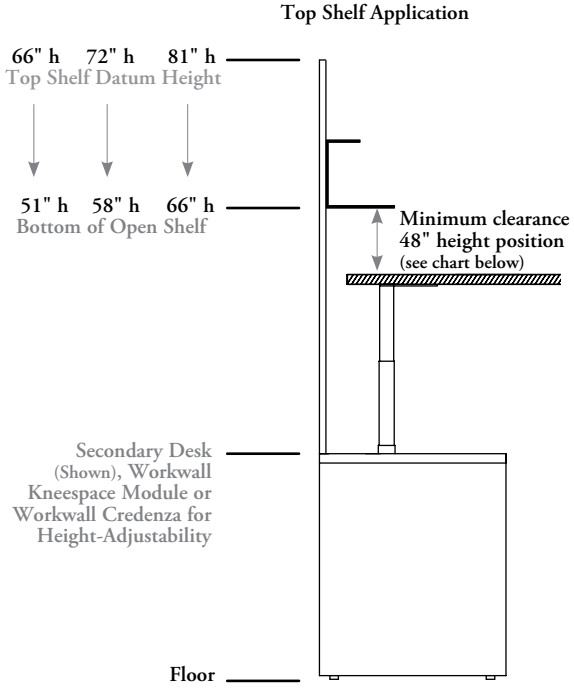

Clearance between the top of a raised height-adjustable worksurface at 48" height and the bottom of a top metal shelf

Worksurface Style / Height Application	Height-Adjustable Worksurfaces		
	1 3/16" (M or V – 48")	1 9/16" (X – 48")	10 mm (Glass – 48")
66"	2"	1 5/8"	1 3/4"
72"	5 3/4"	5 3/8"	5 5/8"
81"	13 1/8"	12 3/4"	12 7/8"

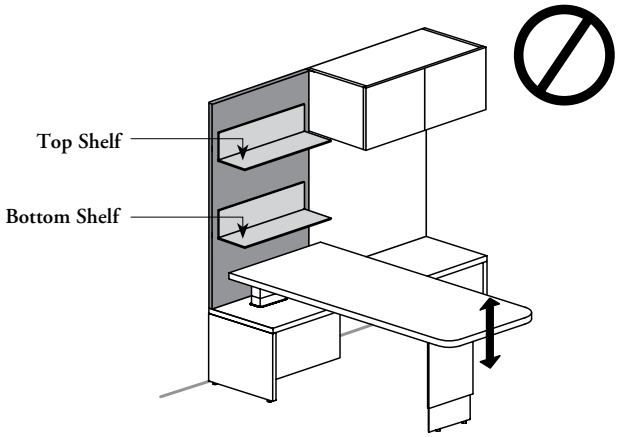

The bottom shelf on Wall Panel **cannot** be specified over a height-adjustable worksurface

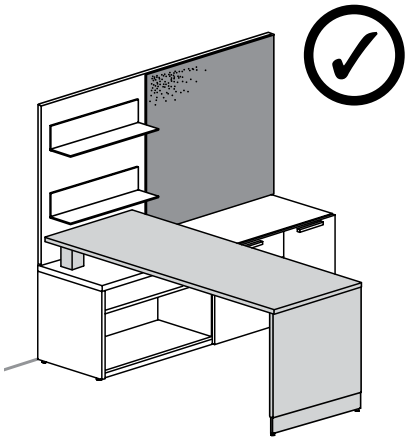

Wall Panel with Metal Accessory Shelves (B_WMM) can be used over the fixed worksurface on the Workwall Credenza without conflict

solid shelf & solid display shelf for wall panel basics

- Shelves are supported by a wall panel which is anchored to the wall
- Shelf can be placed on-module only but it can overlap multiple of the panels
- Solid Shelf (BAWSS) and Solid Display Shelf (BAWDS) are **not** included with Wall Panels.They must be specified separately

Two Edge Details are available:

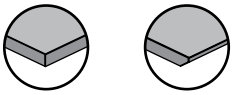

Standard (D) **Knife Edge (V)**

- Can be used with:
  - Wall Panel for Overhead and Shelf (B_WCO)
  - Wall Panel for Solid Shelves (B_WOO)
  - Wall Panel for Media and Shelves (B_WMO)

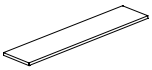

Solid Shelf for Wall Panel (BAWSS)

- Comes with one piece only
- Available in Widths: 24" to 90" (6" increments)
- Available in Depths: 9" or 13"
- Four Alignment Hole Options are available:
  - Alignment Holes – Both Sides (B)
  - Alignment Holes – Left (L)
  - Alignment Holes – Right (R)
  - No Alignment Holes (N)

  to connect shelves together and ensure a better alignment

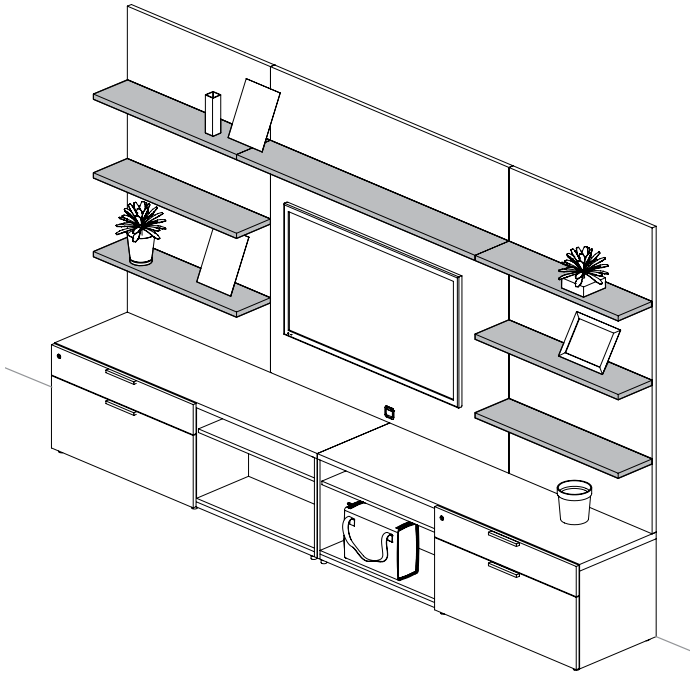

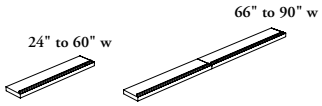

Solid Display Shelf for Wall Panel (BAWDS)

- When combine with Wall Panel is provide display for decorative objects
- Available in Depths: 5"
- 24" to 60" wide comes with one piece
- 66" to 90" wide comes with two pieces
- A small Metal Lip at the front creates a ledge perfect for frames, books and small objects
- Alignment Hole Options are **not** available with this product

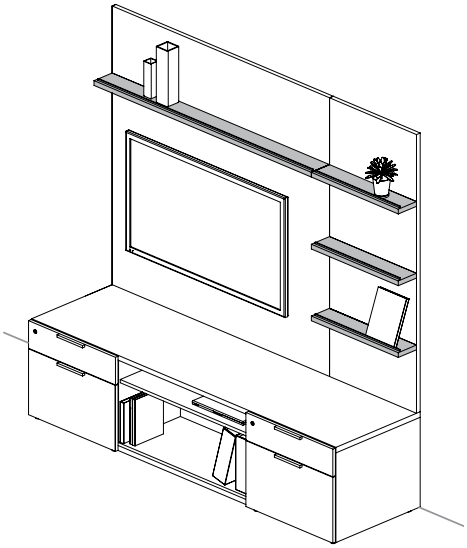

solid shelf & solid display shelf for wall panel basics (continued)

alignment holes applications

- Only applicable with Solid Shelf for Wall Panel (BAWSS)
- Allow to connect 9" or 13" deep shelves together
- Shelf comes with as a single piece, but the alignment holes can be specified on both shelves to enable a multiple connections
- Alignment devices are also included when Aligment Holes are specified. They are not visible once the installation is complete

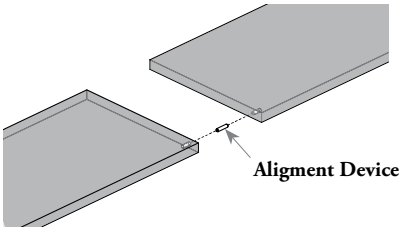

Connecting Shelves with Standard Edge (D)

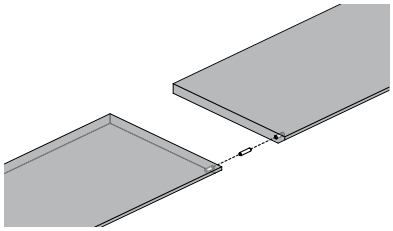

Connecting Shelves with Knife Edge (V)

overlap multiple panels applications

- Shelf must be specified with the same width as the wall panel or with the combined width of multiple wall panels
- Applicable with Solid Shelf (BAWSS) and with Solid Display Shelf(ves) (Shown) for Wall Panel

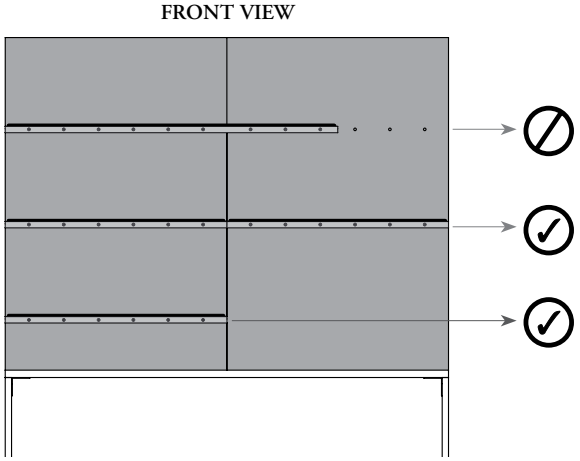

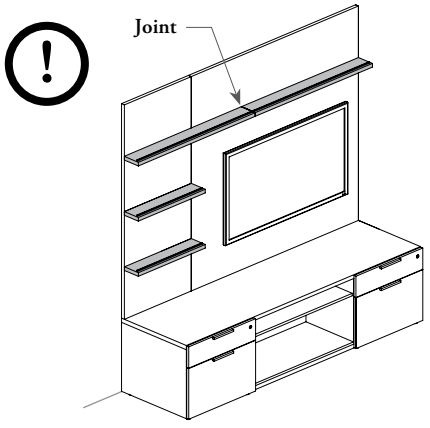

Example of joint position with a 84" wide shelf (in 2 pieces) over mutiple panels

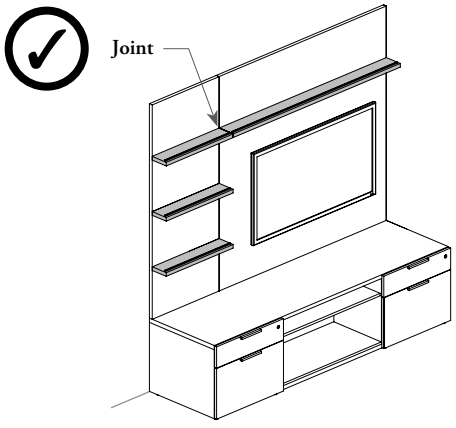

Example of joint position with a smaller shelf (24" and 60" widths) specified

- Using a 66" to 90" wider shelf over multiple wall panels may result in misaligned joints since the shelf will be splitted in the center
- It is recommended to use the Solid Display Shelf for Wall Panel (BAWDS) on-module on one Wall Panel only

metal accessory shelf for wall panel basics

- Metal Accessory Shelves are supported by a wall panel which is anchored to the wall
- Shelves **cannot** be overlap across multiple panels
- Metal Accessory Shelves (BBAMS) are **not** included with Wall Panels.They must be specified separately

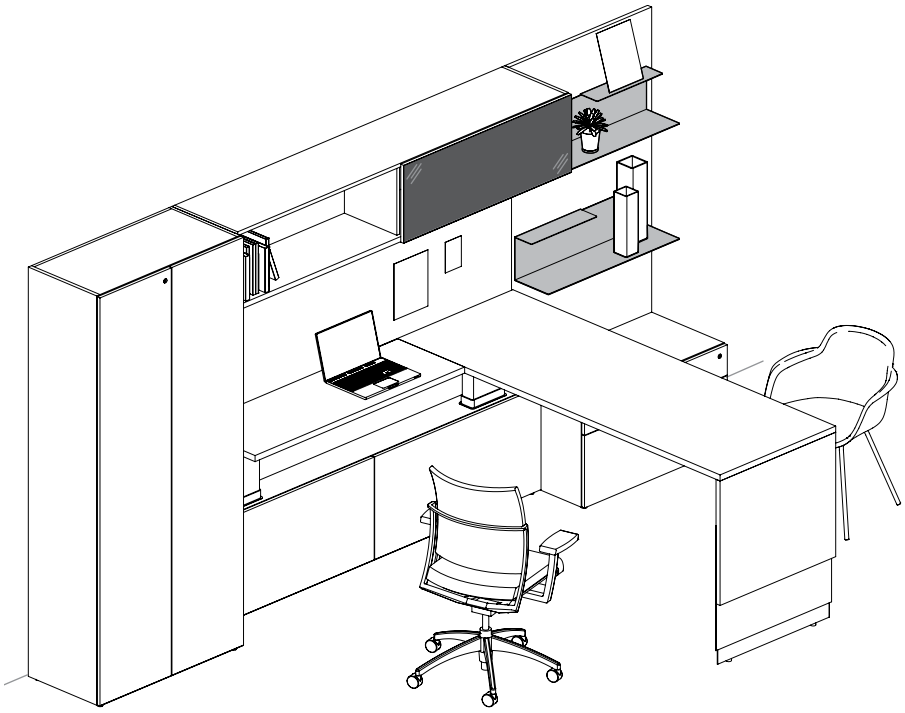

Metal Accessory Shelves for Wall Panel (BBAMS)

- Provides an aesthetic solution to display objects and books (No binders)
- Constructed with metal 2.7 mm thick metal
- Two Level Orientations can be specified Left (L) (Shown) or Right (R). The small shelf determines the orientation
- Two Shelf Configurations are available:

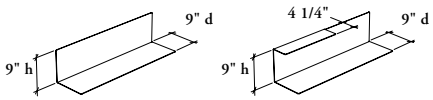

One Level (1) Two Levels (2)

- Available in Widths: 27" or 33"
- Loading Capacity:
  - If 27" width = 52 lbs
  - If 33" width = 64 lbs
- A 33" wide shelf **cannot** be installed on a 30" wide Wall Panel
- Can only be mounted Centered on a Wall Panel for Metal Accessory Shelves (B_WMM). For more details, refer to page 296
- Back surface can be used as a magnetic board. Rare Earth Magnets are **not** included and can be specified separately
- Can be installed in (installation on-site) two positions:
  - Standard Position (Deeper shelf on bottom)
  - Upside-Down Position (Deeper Shelf on top)

Standard Position

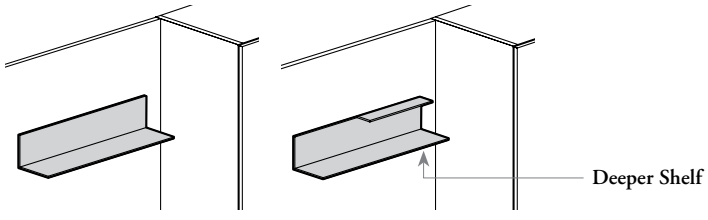

One Level (1) Two Levels (2)

Upside-Down Position

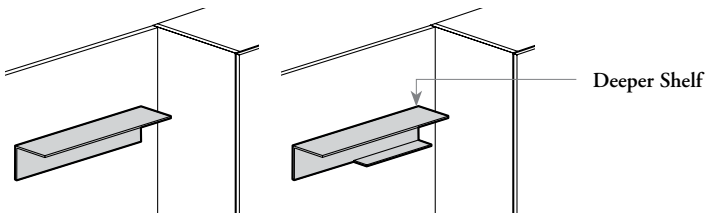

One Level (1) Two Levels (2)

side filler for wall panel basics

- The Side Filler for Wall Panel is designed to fill the gap created by the mounting bracket of the wall panel
- **Cannot** be used with Hutches

side filler for wall panel (BAWPF)

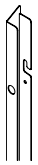

- Available with Datum Heights: 66", 72" or 81"
- Can be mounted behind Wall Panel or Freestanding Storage of 66", 72" or 81" datum height
- Need to be specified the same datum height as the Wall Panel or Freestanding Storage on which it is to be installed
- Non-handed product
- **Finishes:**
  – Available in Foundation, Accent or Mica colors

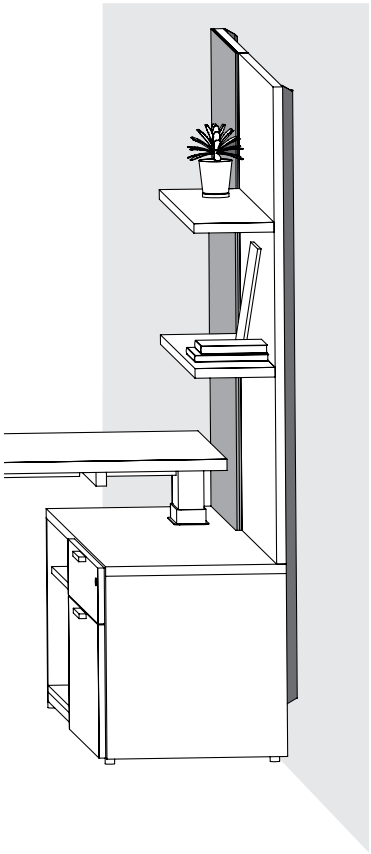

side filler for wall panel applications

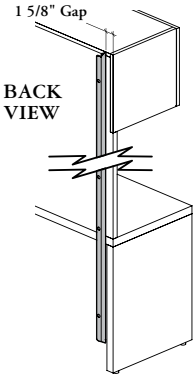

Wall Panel Application
The Side Filler is 1 5/8" recessed from the side of the wall panel (pre-drill pattern for easy installation)

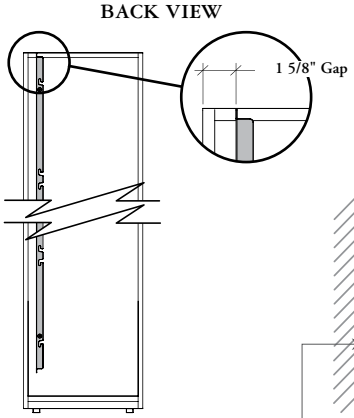

Freestanding Storage Application
When used behind Freestanding Storage, there are no pre-drill holes. It is recommended using the same 1 5/8" gap from the side of the storage

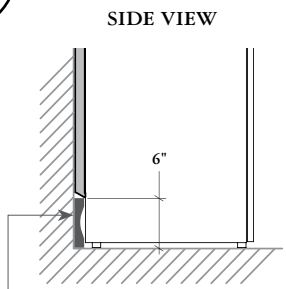

Wall Panel or Freestanding Storage Application
A 6" gap from the floor to the start of the Side Filler ensure a clearance for wall baseboard moulding

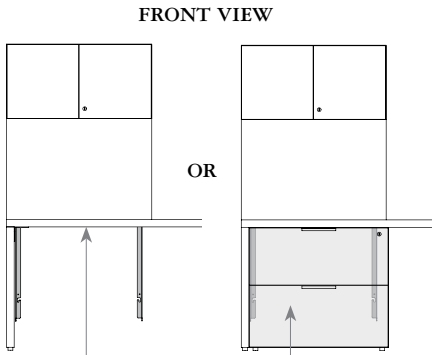

Secondary Desk and Storage for Secondary Desk Application

- **NOTE:** When used with Wall Panel for Low or High Secondary Desk, the Side Filler will be visible under Secondary Desk
- Therefore the used of Storage for Secondary Desk or a Open Section Cover – Secondary Desk (BSSCM) to hide the side cover is recommended

tackboard & markerboard – wall panel mounted basics

Wall Panels can support a variety of accessories.

- Wall Panel Accessories **cannot** be mounted directly on a building wall. Must be installed on a wall panel
- When a Tackboard or Markerboard is use over a Low Secondary Desk (B_MSDL, BH_SRL, BH_SBL or BH_SLL), it will **not** reach down to the worksurface. Used the From Power and Data (P) Starting Height in this application

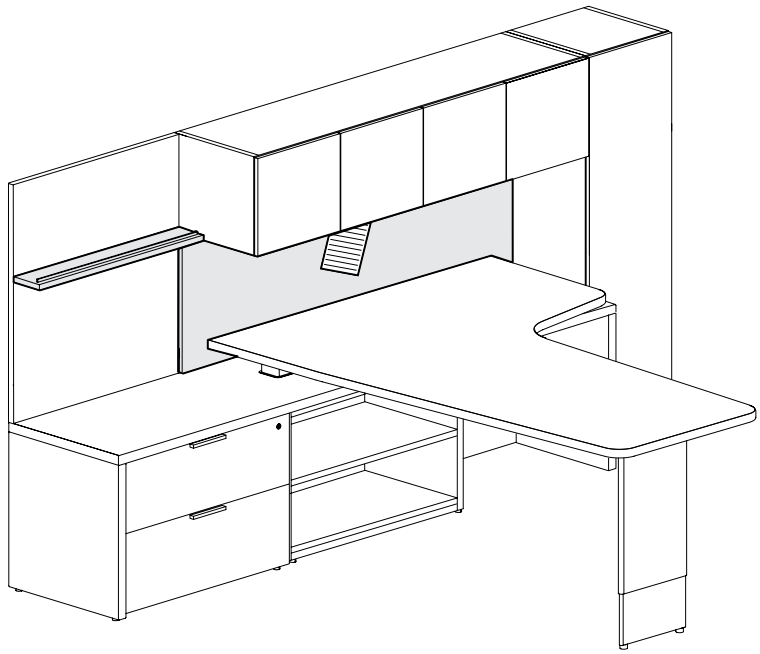

- Are available in Datum Height: 15", 51", 57", 66", 72", 81"
- Are available in widths: 24" to 84" (6" increments)

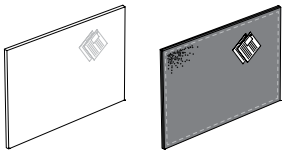

Fabric Tackboard – Wall Panel Mounted (BAWAT) or Felt Tackboard – Wall Panel Mounted (BAWAE)

Provide a tackable surface to accommodate the visual display of paper-based information

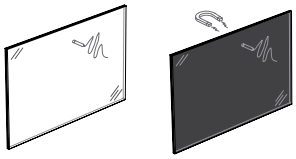

Non-Magnetic Glass (BAWAMG)

Magnetic Glass (BAWAMM)

Glass Markerboard – Wall Panel Mounted (BAWAM)

- Are available in two glass markerboard styles:

  Non-Magnetic Glass (G):
  Provides erasable message board

  Magnetic Glass (M):
  Provides an horizontal erasable message board and accepts magnets

- Only dry erase markers can be used



Tray for Markerboard (BACT)

- Provides storage for up to four dry-erase markers and one eraser
- Can be installed on a markerboard or other solid surface with Velcro® bands
- Dry erase markers and eraser are **not** included
- The position of Markerboard Tray can interfere with Heigh-Adjustable Worksurface, refer to Multi-Level Workstation for Height-Adjustability section to ensure to respect the required gap
- **Finishes:**
  – Available in Foundation, Accent or Mica colors



Marker Holder for Markerboard (BACMT)

- Provides storage for erase markers and eraser and can be installed on a markerboard with Velcro® bands
- Dry erase markers and eraser are **not** included
- **Finishes:**
  – Available in Foundation, Accent or Mica colors



Rare Earth Magnet Kit (BAREM)

- Can be used with Magnetic Glass Markerboard, Personal Screen – Felt (BAPSE) or Accessory Metal Shelves (BBAMS)
- **Finishes:**
  – Black

planning with tackboard & markerboard – wall panel mounted

The following should be considered when planning with Expansion Casegoods Tackboard & Markerboard for Wall Panel.

Six Starting Heights are available:

- From 1 3/16" thick worksurface (Standard Desk or Run-Off) (M)
- From 1 9/16" thick worksurface (Standard Desk or Run-Off) (X)
- From High Secondary Desk (All thicknesses) (H)
- From Bottom Shelf (B)
- From Power and Data (P)
- From Mid-Height (K)

starting heights (H, K, M or X) application

- The tackboard or markerboard will entirely cover the wall panel from starting height to the finishing datum
- The 51", 57" or 66" Datum Height can either match the bottom of a Standard Overhead Cabinet, a Double Overhead Cabinet or the bottom of a Solid Shelf or a Solid Display Shelf
- This example illustrated are **not** applicable with Wall Panel for Metal Accessory Shelves (B_WMM) and Wall Panel for Media (B_WMD)

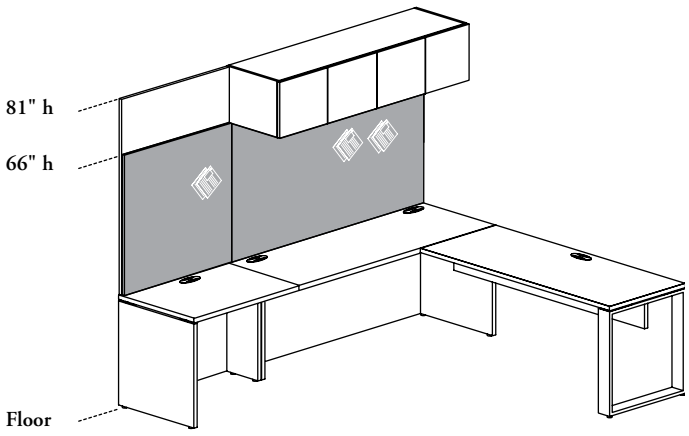

starting height (B) application

- This example shows three different applications for this option:
  - From Top Solid Shelf to the top of a Wall Panel
  - Between Two Solid Shelves
  - Between a Solid Shelf and a Overhead Cabinet
- **Not** applicable with Wall Panel for Metal Accessory Shelves (B_WMM)
- This is the only configuration compatible with the Wall Panel for Media and Shelves (B_WMO)
- Only the Datum Height (15) is available

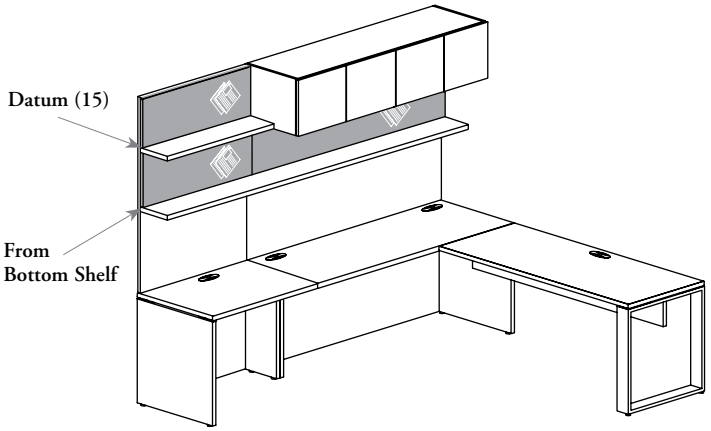

starting height (P) application

- **Not** applicable with Wall Panel for Metal Accessory Shelves (B_WMM)
- The Tackboard or Markerboard will partially cover the wall panel From the Power and Data (P) to the finishing datum
- It is the recommended starting height to use in a Low Secondary Desk set-up (even when No Power and Data is specified)
- The starting height (P) corresponds to the top of a bottom shelf and could be used in this application

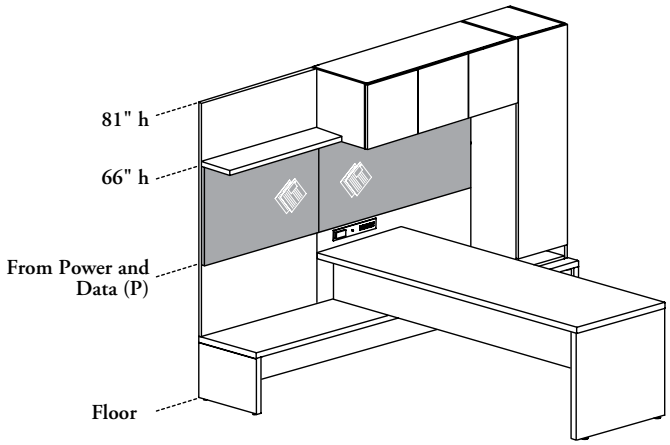

wall panel & accessory finishes

Wall panels and related parts are available in a variety of finish colors. Finish codes must be included in the order.

- All Laminate components are protected with a solid plastic edge
- For an overview of which products are offered in Flintwood finishes, refer to the Expansion Casegoods product map on Teknion's website

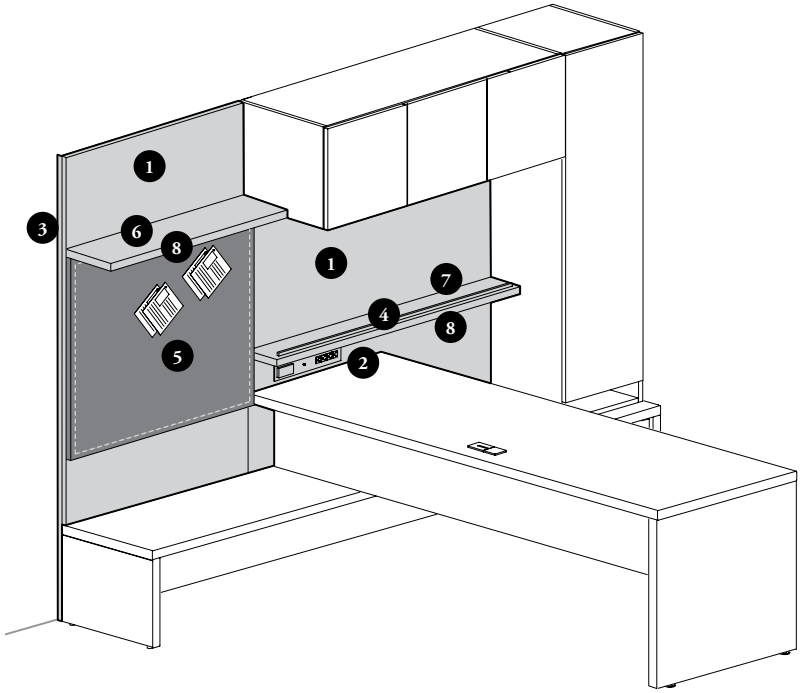

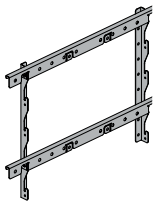

TV Monitor Mount
Finish:
– Black

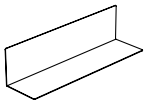

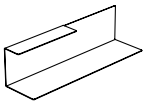

Metal Accessory Shelf for Wall Panel (BBAMS)
Finishes:
– Foundation
– Mica
– Accent

1 All Wall Panel Styles
Finishes:
– Source Laminate
– Grade 2 Laminate (No Accents)
– Flintwood (No Cathedral)

2 Power Bar and Cover
Finish:
– Clear Anodized (AC)

Duo Grommet – Square for Wall Panel for Media (B_WMD or B_WMO)
Cover and Rings Finish:
– Coordinate with the panel

3 Side Filler for Wall Panel (BAWPF)
Finishes:
– Foundation
– Mica
– Accent



4 Shelf Display Lip
Finishes:
– Foundation
– Mica
– Accent

5 Tackboard – Wall Panel Mounted (BAWAT or BAWAE (Shown))
Fabrics:
– Teknion's Standard Panel Fabric

Felt Finishes:
– Loft

Stitches Finishes:
– Carbon Coordinate (C)
– Shale Coordinate (E)
– Carrara Coordinate (G)
– Umber Coordinate (M)

Glass Markerboard – Wall Panel Mounted (BAWAM)
Finishes:
- 5/32" (4 mm) Tempered Glass:
  – Back-Painted
- Mounting Extrusion will match the color glass finish

6 Solid Shelf for Wall Panel (BAWSS) and 7 Solid Display Shelf for Wall Panel (BAWDS)
Finishes:
– Source Laminate
– Grade 2 Laminate (No Accents)
– Flintwood (No Cathedral)

8 Shelf Edge Trim
Edge Trim Styles:
– Flat Trim (1.5mm) (8)
– Flintwood Flat Trim (9)
– Full Knife Trim (F)

Shelf finish restrictions:

Edge Detail	Shelf Finish	Edge Trim Style	Edge Trim Finish
D Standard	Source Laminate	8	Edge Trim Colors
	Gr. 2 Lam. (No Accents)	8	Edge Trim Colors
	Flintwood (No Cathedral)	9	Match the shelf color
V Knife Edge	Source Laminate	F	Edge Trim Colors
	Gr. 2 Lam. (No Accents)	F	Edge Trim Colors

fabric directional guidelines

Pattern orientation of the fabric is an important factor when planning Fabric Tackboard for Wall Panel Mounted, if a different pattern orientation is required, refer to Teknion Textile Program Guide for more details

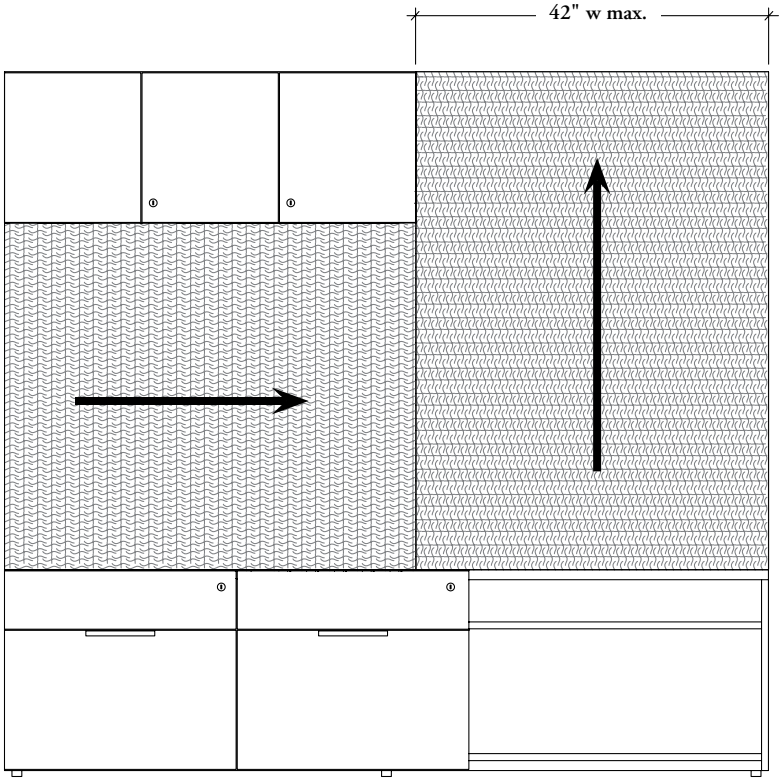

Fabric Tackboard – Wall Panel Mounted (BAWAT)

- Available in Teknion's Standard Panel Fabric
- Depending the dimensions specified, the fabric orientation may vary. This won't show for more uniform textile, but may be visible for fabric with a stronger pattern
- When 72" Datum Height is specified on Mid-Height Mounting Style or when 81" Datum Height is specified on all Mounting Style, the fabric orientation will be vertical. We don't recommend to blend solutions using vertical and horizontal pattern orientations for a nice fit and finish

freestanding storage & accessories

freestanding storage & accessories

FREESTANDING STORAGE BASICS 312

PEDESTAL BASICS 314

LATERAL FILE BASICS 316

STORAGE CABINETS BASICS 317

28" HIGH FREESTANDING STORAGE COMPATIBLITY 318

MID-HEIGHT FREESTANDING STORAGE BASICS 319

MID-HEIGHT CREDENZA DRAWER WIDTHS 320

FILING DRAWER CAPACITIES – MID-HEIGHT CREDENZA 322

PLANNING WITH MID-HEIGHT FREESTANDING STORAGE 326

TOWER BASICS 328

INTERIOR CLEARANCE & DATUM LINE FOR TOWERS 330

PLANNING WITH TOWERS 335

STORAGE UNIT BASICS 336

freestanding storage & accessories (continued)

STORAGE UNIT DOOR & DRAWER WIDTHS 338

FILING DRAWER CAPACITIES – LAMINATE FREESTANDING STORAGE 339

FILING DRAWER CAPACITIES – METAL FREESTANDING STORAGE 341

BOOKCASE BASICS 342

ACCESSORIES – FREESTANDING STORAGE 343

PRODUCT OFFERING – FREESTANDING STORAGE 344

LOCK CHART – FREESTANDING STORAGE 348

FREESTANDING STORAGE FINISHES 352

GRAIN DIRECTION – FREESTANDING STORAGE 354

freestanding storage basics

Freestanding Storage is an extensive storage system that responds to a variety of information management needs whether personal, group, team or archival. Freestanding Storage is equally proficient in private office or shared workstation settings and as a standalone storage solution.

All dimensions in this section are actual

- 28" high storage with drawers must be installed under a desk; other 28" high storage can be installed under a desk or fitted with a top (B_STR or B_NSTR)
- 28" high non-metal storage can be used to support one end of a semi-supported worksurface, using the Suspended Pedestal Kit (included with worksurface) to maintain stability
- All 28" high storage **cannot** be installed under all glass top products, Fixed-Height Desk with Bevel Bases (B_MDWB) or all Height-Adjustable products
- Storage higher than 28" can also be used to support one end of a semi-supported worksurface, using the Hang-On Kit (included with worksurface) to maintain stability

freestanding storage types

28" high Freestanding Storage:

– Metal or Solid Pedestals and Mobile Pedestals (BSNS, BSNM, BSPSS, BSPMS)
– Metal or Solid Combo Pedestals and Lateral Files (BSNCP, BSCPS, BSNLF, BSLFS)
– Storage Cabinet with Solid Doors (BSCDS)
– Storage Cabinet with Drawer(s) (BSCC)
– Bookcases (BSUOB, BSOB)

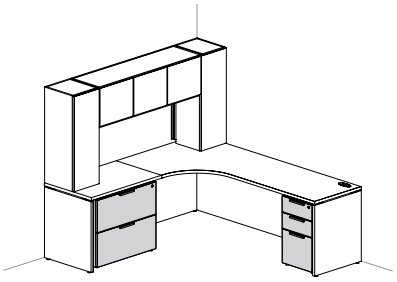

Freestanding Storage Lower 28" high:

– Mobile Pedestal with Seat Cushion (BSMCS)
– Suspended Pedestal (BSPUS)

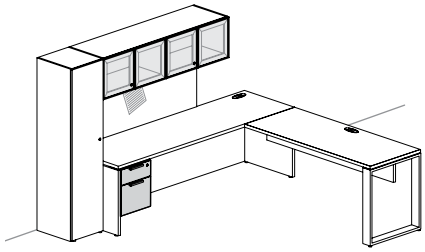

Towers:

– Full Doors (BRFL, BRFG)
– Open (BCFSO)
– Box/Box/File or File/File Drawers (BFDS, BFDOS)

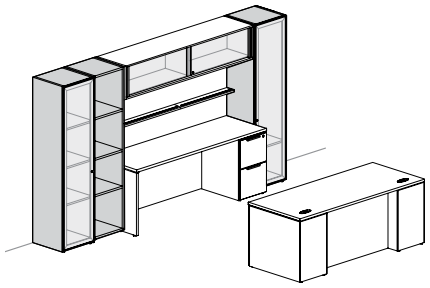

Multi-Level Freestanding Storage:

– Mid-Height Stretch Pedestal (BSMPS)
– Mid-Height Credenza (BSMFL)

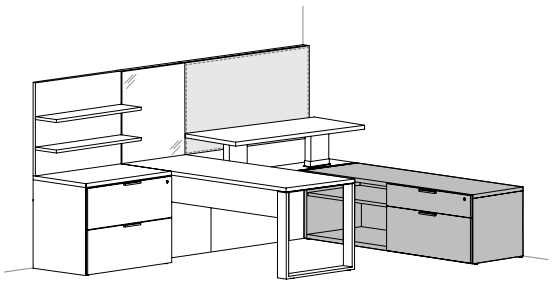

Freestanding Storage higher than 28":

– Half Wardrobe Units (BSWFS, BSCWOS, BSCWS, BSCWG)
– Storage Units (BSUS, BSUOS, BSWUS)
– 4-Door Storage Cabinets (BSDS, BSDG)
– Wardrobe Cabinets (BSWCS, BSWCG)
– Bookcase (BSOB)

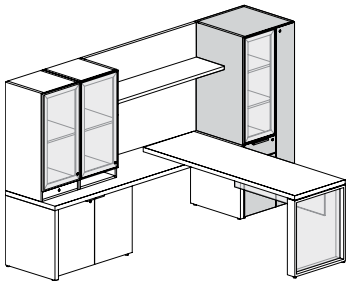

freestanding storage basics (continued)

- All Freestanding Storage products include levelers with a minimum adjustment range of 1"
- Storage and desk must be carefully specified to fit together. Refer to the Compatibility Chart on page 318
- Available lock option in Key Alike (K), Key Randomly (R) and No Lock (N)
- Hinges allow the all doors to open up to 110°

Glass Doors

- Have no pull; a touch-latch on each door is installed for the opening
- Glass doors are made with 5/32" (4 mm) Standard or Back-Painted tempered glass inserted in an aluminum frame
- When specified, doors can be specified lockable

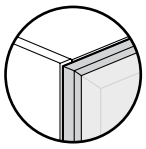

Framed

- When Clear (CL) or Frosted (FT) glass finish is specified, the door is framed

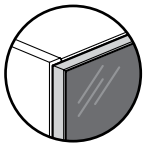

Frame Less Look

- When Back-Painted glass finish is specified, the glass is glued on the frame for a frameless appearance

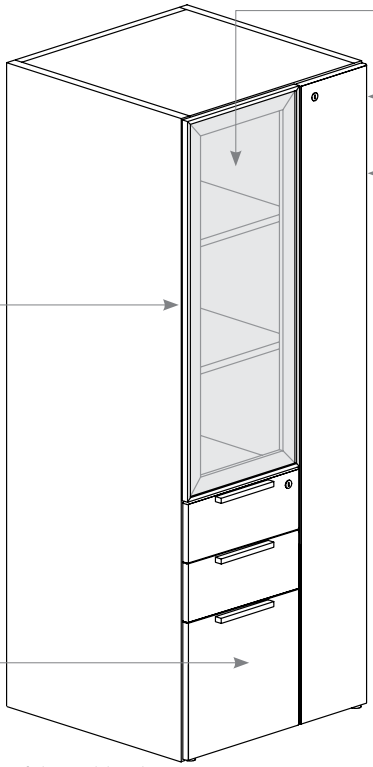

Solid Doors

- Can be specified with or without pulls
- Has no pull on half-wardrobe door
- Laminate door fronts are 11/16" thick
- Doors can be specified lockable

Drawers

- All drawers have full extension slides, except for Box Drawers of the mid-height storage
- File bars are included in each file drawer; quantity is indicated on individual product pages
- Drawers can be specified lockable
- If applicable, the box drawers include pencil tray and drawer divider. The file drawer includes hanging/cross file bars
- Laminate case pedestals can be specified with Pulls (P) Storage Style

Pull Styles

Six pull styles are available:

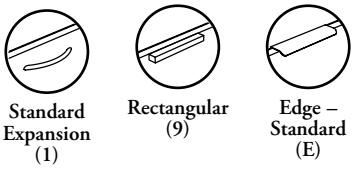

Standard Expansion (1) | Rectangular (9) | Edge – Standard (E)

Edge – Small (F) | Modern Straight (ADA) (M) | Slim (S)

for more details, refer to page 323

Storage Styles

- **Not** available with all storage: see individual product pages
- Half wardrobe and storage section (if applicable) come always with a touch-to-open mechanism
- Four Storage Styles available:

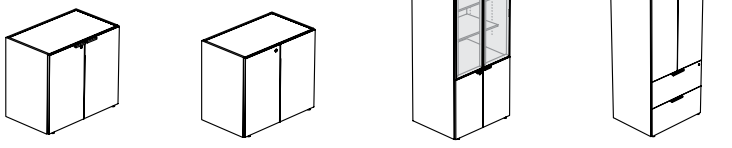

Pulls (P)
Drawers or Doors (Shown) have pulls

Touch-to-Open (T)
Doors have touch-latch

Touch-to-Open Doors/Pulls on Solid Doors (D)

Touch-to-Open Doors/Pulls on Drawers (S)

pedestal basics

Expansion Casegoods Pedestals are storage units that have been configured to work optimally. They are available as freestanding units or suspended above the floor.

- Come with a central locking system and full extension drawers that can accommodate both letter- and legal-size paper
- The Metal Pedestals **cannot** be used as a support

- A box drawer includes a pencil tray and a drawer divider, and file drawer includes plastic hanging file bars
- Available with either:
  - Metal Case (with Metal (M) or Solid (S) drawer fronts)
  - Solid Case (with Solid (S) drawer fronts only)
- Come with levelers or casters
- Available counterweight option on metal pedestals with levelers and with casters always come with counterweights

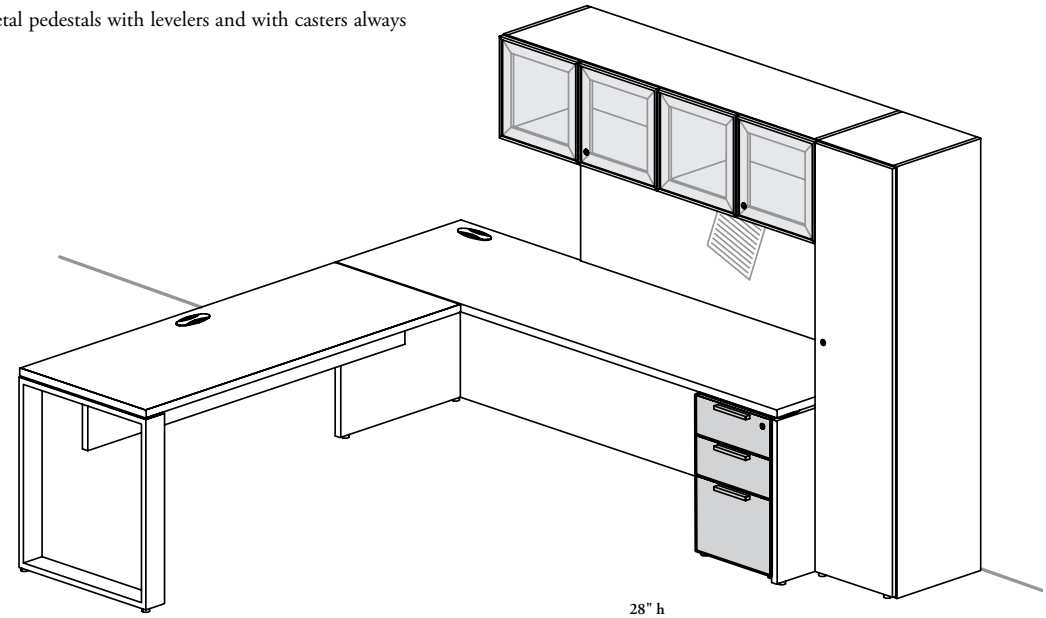

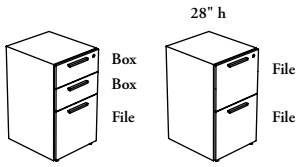

Metal Pedestal (BSNS)

- Accommodate storage of work tools, files and personal items
- Available in 18" or 22" deep, 15" wide and 28" high
- Available with levelers only
- Counterweigths can be specified on this storage, but they must be specified for metal pedestals **not** located directly under a worksurface

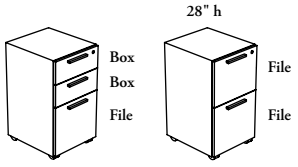

Metal Mobile Pedestal (BSNM)

- Mobile Pedestal expands the storage capacity of a traditional pedestal
- Available in 18" or 22" deep, 15" wide and 28" high
- Comes with **not** lockable casters only

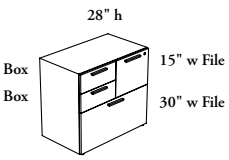

Metal Combo Pedestal (BSNCP)

- Available in 18" deep, 30" wide and 28" high
- 15" wide file drawer can be specified Left (L) or Right (R)
- Available with levelers only
- Counterweigths can be specified on this storage, but they must be specified for metal pedestals **not** located directly under a worksurface

pedestal basics (continued)

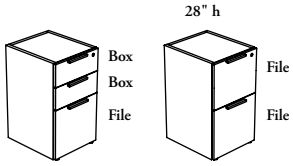

Pedestal (BSPSS)

- Accommodate storage of work tools, files and personal items
- Depths: 18", 22", 24", 30"
- Available in 15 1/2" wide and 28" high
- Available with levelers only
- 30" deep pedestal comes with 20" deep drawers

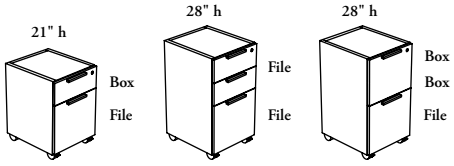

Mobile Pedestal (BSPMS)

- Mobile Pedestal expands the storage capacity of a traditional pedestal
- Depths: 18", 22", 30"
- Box, Box, File (B) and File, File (F) are available in 15 1/2" wide and 28" high
- Box, File (A) Configuration is available in 18" deep, 15 1/2" wide and 21" high only
- Available with lockable casters only
- 30" deep pedestal comes with 20" deep drawers
- A Seat/Pad Cushion (BASFC or BASEP) can be specified separately on 21" high only

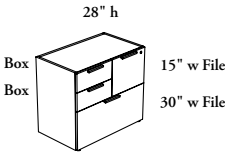

Combo Pedestal (BSCPS)

- Available in 18" or 24" deep, 30" wide and 28" high
- 15" wide file drawer can be specified Left (L) or Right (R)
- Available with levelers only

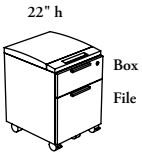

Mobile Pedestal with Seat Cushion (BSMCS)

- Provides convenient personal storage equipped with seat and casters for easy maneuverability
- Has a soft molded foam handle (in Black) and a curved cushion
- Available in 18" deep, 15 1/2" wide and 22" high
- Available with lockable casters only

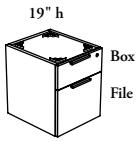

Suspended Pedestal (BSPUS)

- Fixed under a worksurface and allows personal storage requirements
- Available in 18" deep, 15 1/2" wide and 19" high
- Suspended 18 7/8" off the floor
- Brackets included
- **Cannot** be fitted with a top
- **Cannot** be installed under all glass top products, Fixed-Height Desk with Bevel Bases (B_MDWB) or all Height-Adjustable products

Metal Storage Drawer Datum Line

- Drawer datum line creating **a difference with existing metal and solid storage** when positioned side-by-side
- When Metal Storage are positioned side-by-side, ensure product is leveled. If front/door alignment is needed, it can be done by either releasing the front mounting screws, adjusting the front/door and tightening the screws, or by using hinge adjustments to ensure an equal gap

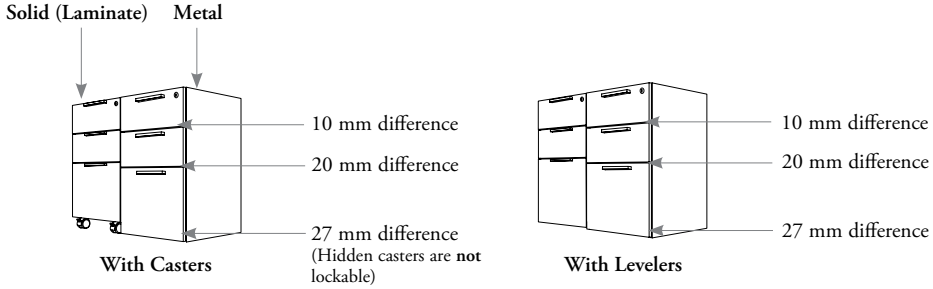

lateral file basics

The following outlines the features of Expansion Casegoods Lateral Files.

- Drawer datum line creating a difference with existing metal and solid storage when positioned side-by-side, refer to previous page for details
- A Metal Lateral file **cannot** be used as a support
- Come with a central locking system and full extension drawers that can accommodate both letter- and legal-size paper (see filing charts for filing capacity)
- Equipped with an interlock system that prevents opening more than one drawer at a time
- Available lock option in Key Alike (K), Key Randomly (R) and No Lock (N)

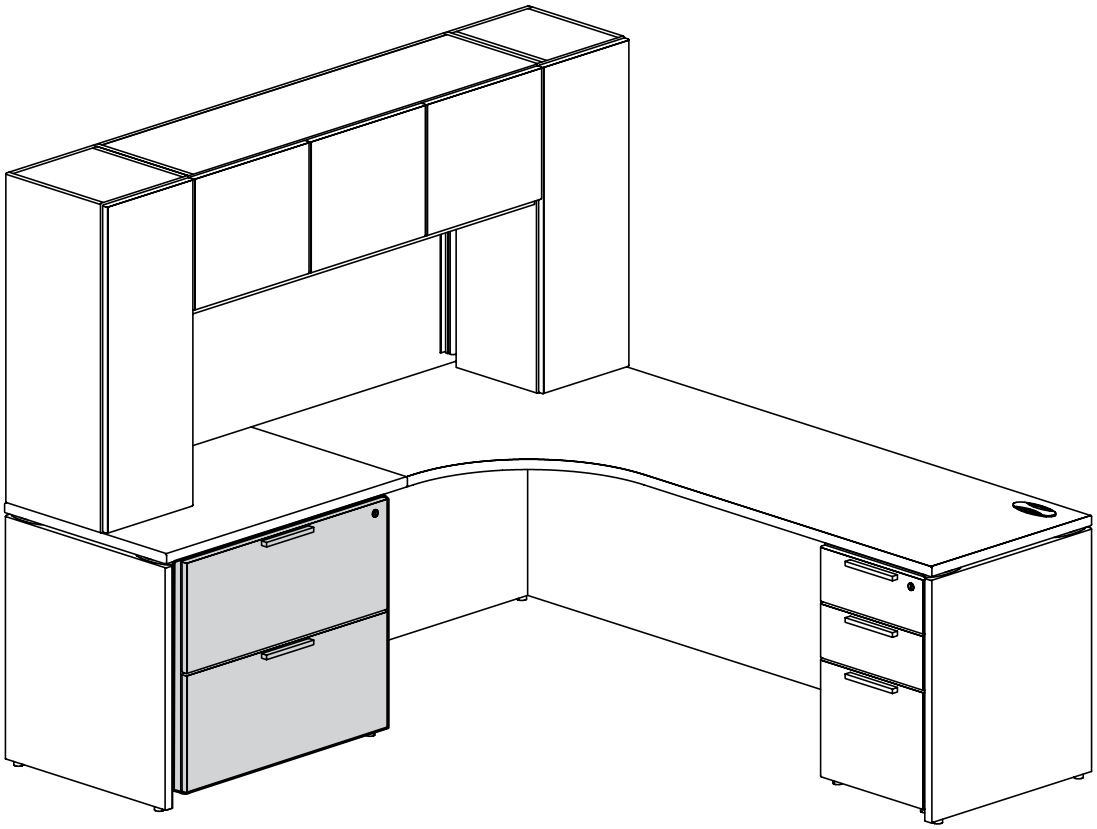

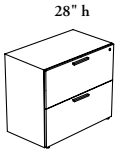

Metal Lateral File (BSNLF)

- Depth: 18"
- Widths: 30" or 36"
- Height: 28"
- Available with two file drawers only
- Metal casing comes with Metal (M) or Solid (S) drawer fronts
- Counterweigths can be specified on this storage, but they must be specified for metal pedestals **not** located directly under a worksurface

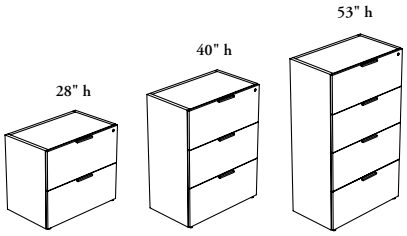

Lateral File (BSLFS)

- Depths: 18" or 24"
- Widths: 24" to 36" (6" increments)
- Available in heights:
  - 28" high (2 file drawers)
  - 40" high (3 file drawers)
  - 53" high (4 file drawers)
- Solid casing comes with solid drawer fronts
- The 28" high version must be used under a worksurface for stability

storage cabinets basics

Storage Cabinets provide to diverse storage requirements including reference materials, equipment and files for person or group use.

- 28" high cabinet with optional top (B_STR) can be fitted with a 29" high worksurface of a desk
- A Wall Panel **cannot** be mounted on these storage, refer to page 281, for more details
- These storage **do not** provide any space at the back for wire management or wall outlet clearance
- Have holes in 1 1/4" intervals on the inside walls for shelf height adjustment
- Can store two rows of standard letter-size binders
- Additional shelves (BSHS) can be specified separately (24", 30" or 36" width only)
- Available lock option in Key Alike (K), Key Randomly (R) and No Lock (N)

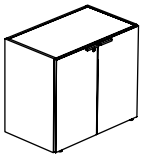

Pulls (P)

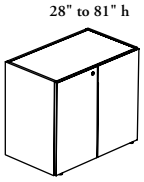

Touch-to-Open (T)

Storage Cabinet – Solid Doors (BSCDS)

- Depths: 18", 20", 24"
- Widths: 18" to 36" (6" increments)
- Available in heights:
  - 28" high (1 adjustable shelf)
  - 40" or 53" high (2 adjustable shelves)
  - 66" high (3 adjustable shelves)
  - 72" high (4 adjustable shelves)
  - 81" high (5 adjustable shelves)
- 24" to 36" wide cabinets come with two doors and is only available with Not Applicable (N) Door Swing Direction
- 18" wide cabinet is available at a height of 28" and comes with one door. Left Side (L) (Shown) or Right Side (R) swing direction must be specified

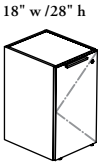

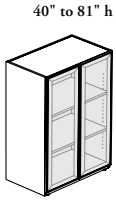

Touch-to-Open (T)

Storage Cabinet – Glass Doors (BSCDGS)

- Depths: 18", 20", 24"
- Widths: 24" to 36" (6" increments)
- Available in heights:
  - 40" or 53" high (2 adjustable shelves)
  - 66" high (3 adjustable shelves)
  - 72" high (4 adjustable shelves)
  - 81" high (5 adjustable shelves)

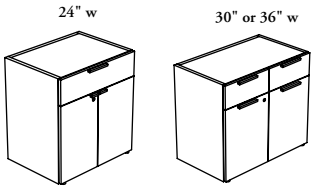

Pulls (P)

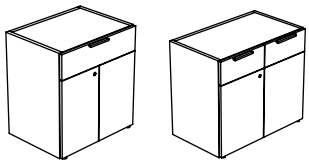

Touch-to-Open Doors/ Pull(s) on Drawer(s) (S)

Storage Cabinet with Drawer(s) (BSCC)

- Depths: 18"
- Widths: 24" to 36" (6" increments)
- Height: 28" (1 adjustable shelf)
- Drawers are **not** lockable

28" high freestanding storage compatibility

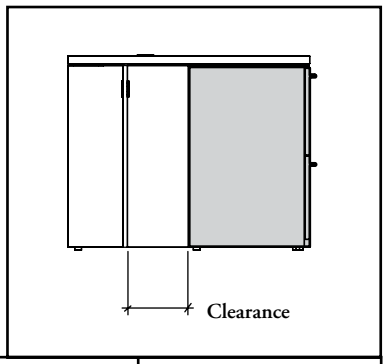

desks with recessed modesty panel (B_RR and B_VF)

Storage Depth \ Desk Depth	24"	30"	36"
18"	1 3/4"	5 5/8"	7 5/8"
22"	Does not fit	1 5/8"	3 5/8"
24"	Does not fit	Does not fit	1 5/8"
30"	Does not fit	Does not fit	Does not fit

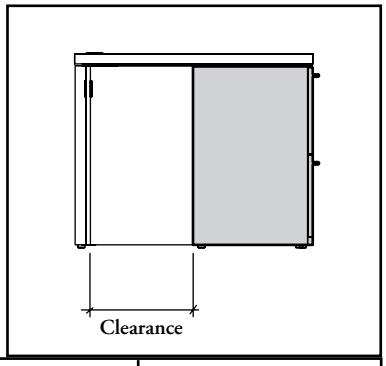

all other standard desks

Storage Depth \ Desk Depth	20"	24"	30"	36"
18"	Does not fit (see Note A)	3 3/4" (see Note B)	9 5/8" (see Note B)	15 5/8" (see Note B)
22"	Does not fit	Does not fit (see Note A)	5 5/8" (see Note B)	11 5/8" (see Note B)
24"	Does not fit	Does not fit	3 5/8" (see Note B)	9 5/8" (see Note B)
30"	Does not fit	Does not fit	Does not fit	3 5/8" (see Note B)

Note A: Would only fit on type Flush Full-Height Modesty Panel (1), type Flush Half-Height Modesty Panel (5) or type Flush Full-Height, No Grommet Modesty Panel (7) when **not** installed in its power plug-clearance position. Wire routing through grommet would be disabled.

Note B: Add 1" to clearance dimension if type Flush Full-Height Modesty Panel (1), type Flush Half-Height Modesty Panel (5) or type Flush Full-Height, No Grommet Modesty Panel (7) is **not** installed in its power-plug clearance position.

See on page 64 for more details on the power-plug clearance position.

storage width compatibility

36" Wide Desk	36" Wide Desk	42" Wide Desk
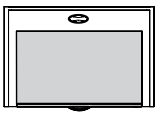	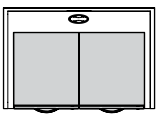	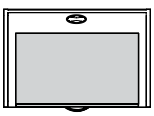
30" Wide Lateral File	Two 15" Wide Pedestals	36" Wide Lateral File

mid-height freestanding storage basics

Mid-Height Freestanding Storage consist of a variety of storage units to create open and/or closed storage for Multi-Level Workstations products

- Can be used freestanding only
- These mid-height storage fit with Workwall Kneespace Module height
- Equipped with an interlock system that prevents opening more than one drawer at a time
- These drawers come with pulls: Rectangular (9), Edge – Standard (E), Edge – Small (F), Modern Straight (ADA) (M) or Slim (S). For more details, refer to page 323
- A box drawer includes pencil tray, drawer divider (16" pedestal width only) and file drawers include hanging/cross file bars
- The Mid-Height Stretch Pedestal and Mid-Height Credenza come with connecting hardware to ensure a better fit and finish, and to provide additional stability, for more details refer to page 425

Mid-Height Freestanding Storage

- Two storage styles are available:
  - Mid-Height Stretch Pedestal (BSMPS)
  - Mid-Height Credenza – Open and Drawers (BSMFL)
- Available in 21" high from floor to top of finished worksurface with leveling range of 1"
- A Seat Pad/Cushion can be mounted on these storage
- Constructed without toe kick
- Counterweigths are included, when needed
- The bottom drawer of the Mid-Height Storage are aligned with the second drawer with the 28" high Lateral File (BSLFS), when placed side-by-side

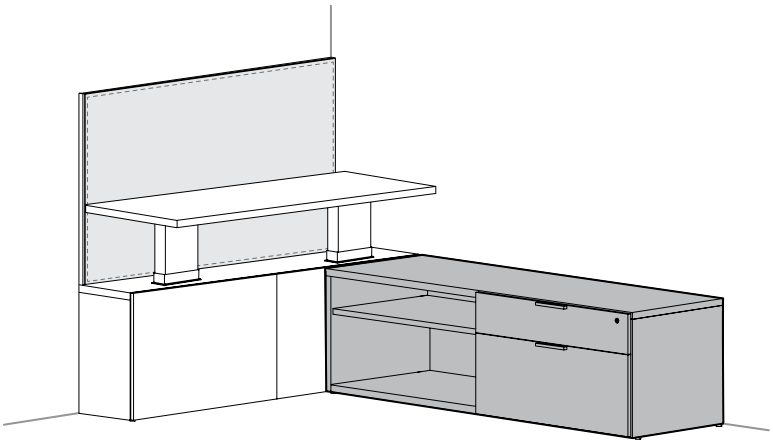

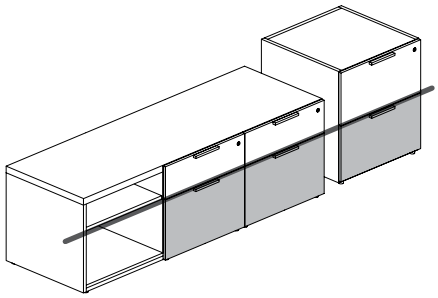

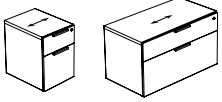

Mid-Height Stretch Pedestal (BSMPS)

- Only one Box and File Drawers configurations
- Depth: 20"
- Widths: 16", 24" to 36" in 6" increments
- These storage **do not** provide any space at the back for wire management or wall outlet clearance
- Can be used freestanding (**no** wall anchor needed)

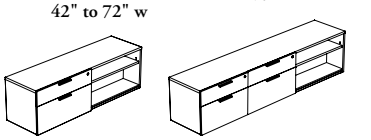

Mid-Height Credenza – Open with Drawers (BSMFL)

- Depths: 18" or 20"
- Widths: 42" to 84" in 3" increments
- Comes with two open compartments and:
  - One box and file drawers (42" to 72" widths)
  - Two box and file drawers (75" to 84" widths)
- Drawer Configurations:
  - Left (L) (Shown)
  - Right (R)
- Have holes in 1 1/4" intervals on the inside walls for shelf height adjustment
- Additional shelves **cannot** be specified separately
- Can be used freestanding (**no** wall anchor needed)
- 18" deep Mid-Height Credenza **do not** have full extension filing

Box & File Drawers Depths on 20" Depth Pedestal

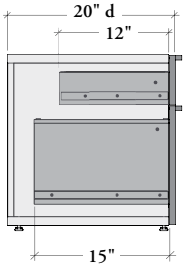

Box & File Drawers Depths on 18" Depth Credenza

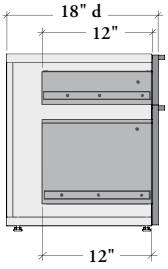

Box & File Drawers Depths on 20" Depth Credenza

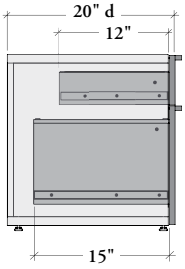

mid-height credenza drawer widths

The following illustrates Expansion Casegoods Mid-Height Credenza drawer and open widths.

mid-height credenza – one drawer section

Only Drawers on Left (L) are showned

42" Width

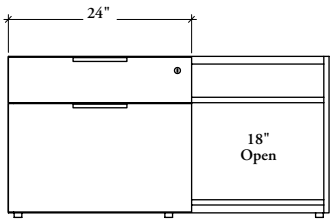

45" Width

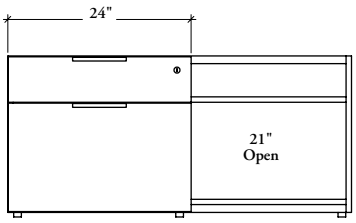

48" Width

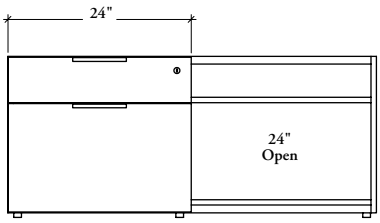

51" Width

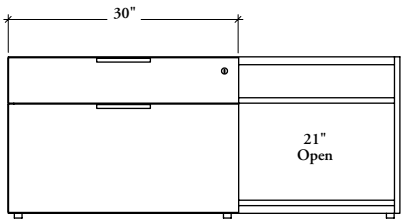

54" Width

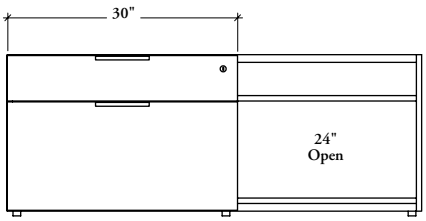

57" Width

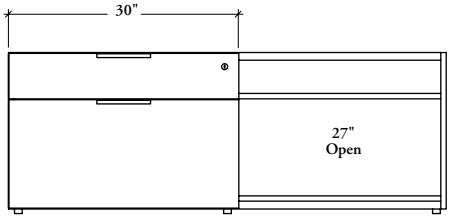

60" Width

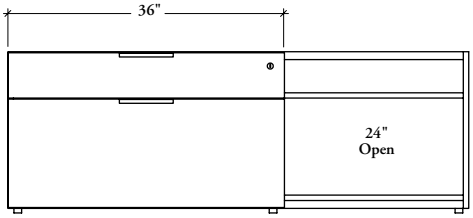

63" Width

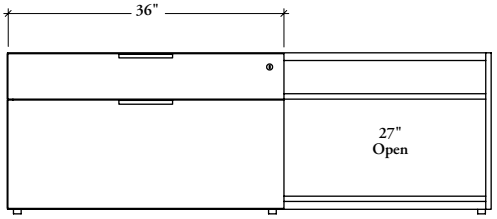

66" Width

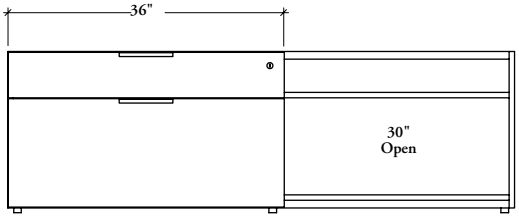

69" Width

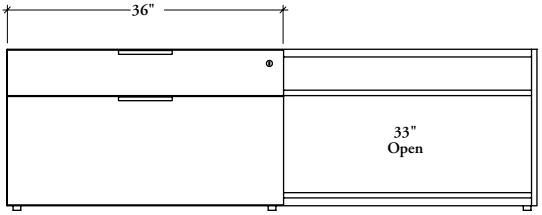

72" Width

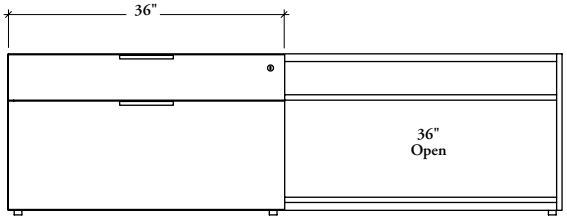

mid-height credenza drawer widths (continued)

mid-height credenza – two drawer sections

Only Drawers on Left (L) are showned

75" Width

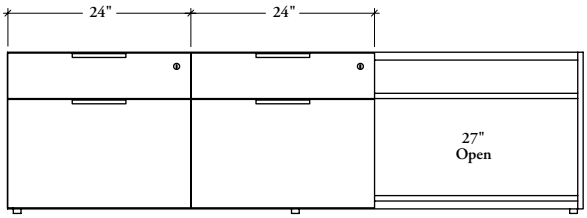

78" Width

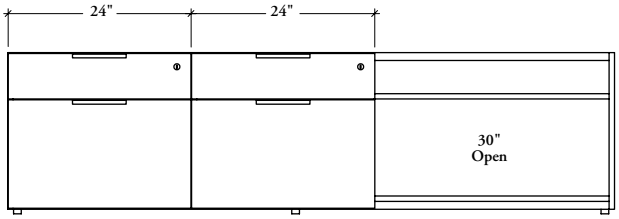

81" Width

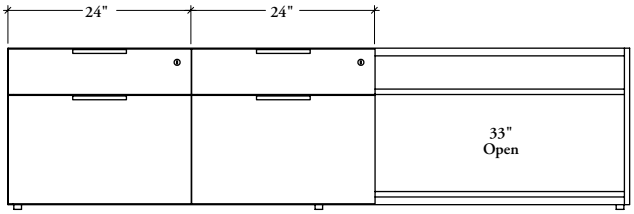

84" Width

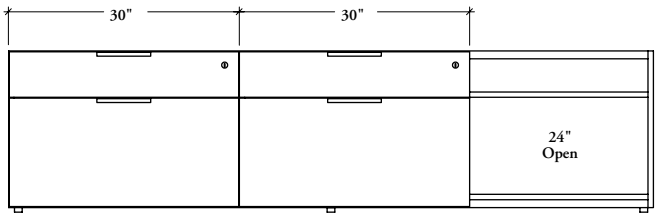

filing drawer capacities – mid-height credenza

File drawer Mid-Height Credenzas capacities are shown below.

The dimensions listed below are inside drawer

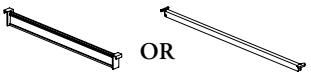

* The Letter or A4 paper size is allowed but require optional Hanging File Bar (RSLB)

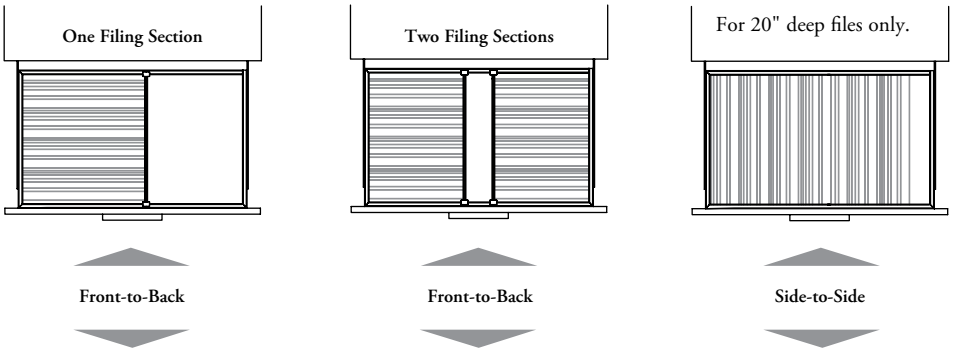

24" wide drawer

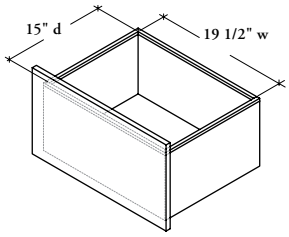

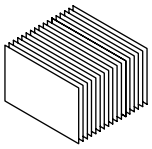

Paper Sizes Allowed:
- Letter
- A4
- Legal

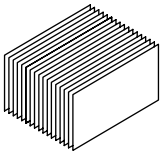

Paper Sizes Allowed:
- Letter*
- A4*
- Legal

30" wide drawer

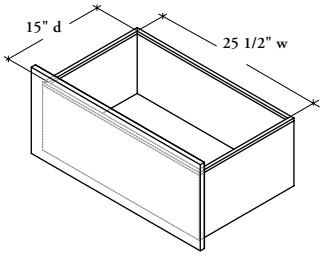

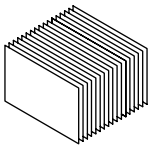

Paper Sizes Allowed:
- A4
- Legal

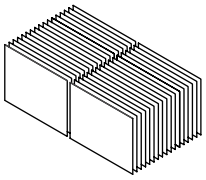

Paper Size Allowed:
- Letter

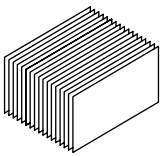

Paper Sizes Allowed:
- Letter*
- A4*
- Legal

36" wide drawer

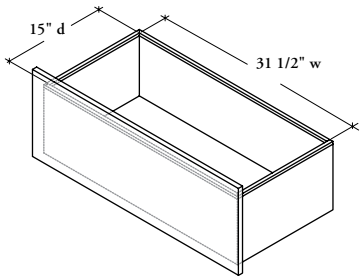

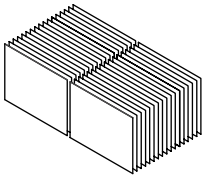

Paper Sizes Allowed:
- Letter
- A4
- Legal

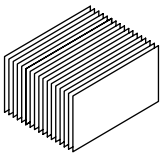

Paper Sizes Allowed:
- Letter*
- A4*
- Legal

18" deep files **do not** have full extension drawers, filing must be front-to-back, it **cannot** be side-to-side

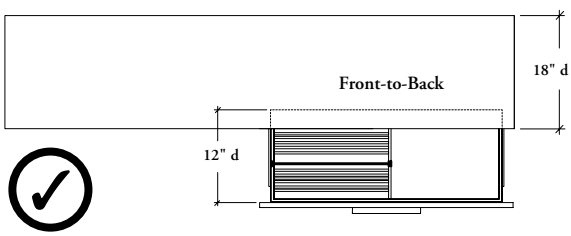

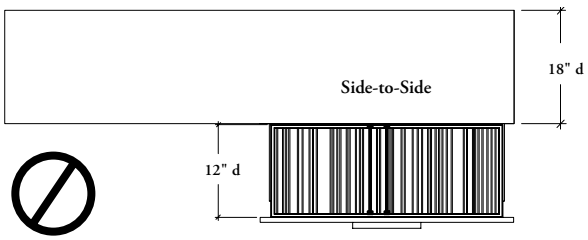

pull styles & positions

pull positions

Six pull styles are available, the following chart illustrates pull orientation depending on the pull and cabinet specified:

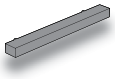

Rectangular (9)

Drawers – Standard Position

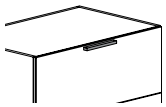

Available with:
– Preconfigured or Executive Desks
– Returns or Credenzas
– Freestanding Storage
– Storage for Secondary Desks
– Workwall Storage

Doors – Standard Position

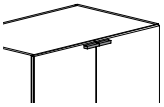

Available with double doors:
– Returns & Credenzas
– Freestanding Storage (28" h and lower)
– Storage for Secondary Desks
– Workwall Storage (BSCT or BSDC)

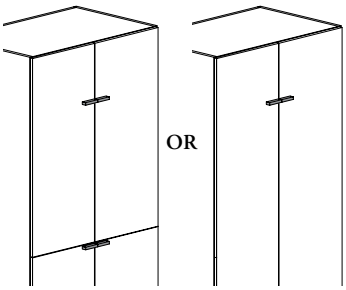

Available with double doors:
– Freestanding Storage (Higher than 28" h)

Doors – Exception Positions

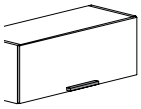

Available with storage equipped with flipper door:
– Hutch (B_HFL)
– Overhead Cabinet (BOSF)



Available with:
– Credenza (B_ZFD 60" to 78" w))
– Storage Cabinet with Drawers (BSCC 30" or 36" w))



Available with:
– Credenzas with single door: (B_ZFD, B_ZFL, B_ZFDB or ZFDF)
– Storage Cabinet with single door: (BSCDS)
– Workwall Storage (BSMCD, BSMCFW, BSMCHR, BSMHCP or BSMHLC
– Storage for Secondary Desk (BSSRW)



Standard Expansion (1)

Drawers – Standard Position



Available with:
– Preconfigured or Executive Desks
– Returns or Credenzas
– Freestanding Storage
– Storage for Secondary Desks
– Workwall Storage

Doors – Standard Position

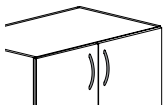

Available with single & double doors:
– Returns & Credenzas
– Freestanding Storage (28" h and lower)
– Storage for Secondary Desks

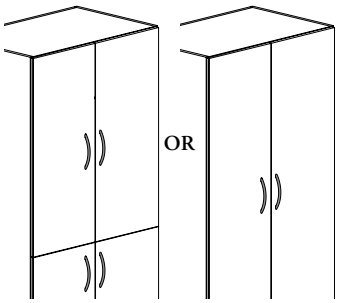

Available with double doors:
– Higher than 28" high Freestanding Storage

Doors – Exception Positions

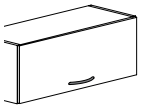

Available with storage equipped with flipper door:
– Hutch (B_HFL)
– Overhead Cabinet (BOSF)



Available with:
– Workwall Storage (BSMCD, BSMCFW, BSMCHR, BSMHCP or BSMHLC
– Storage for Secondary Desk (BSSRW)

pull styles & positions (continued)

pull positions (continued)

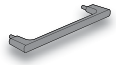

Modern Straight (ADA) (M) **OR** 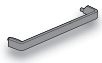 **Slim (S)**

Drawers – Standard Position

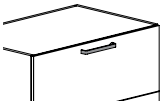

Available with:
– Freestanding Storage
– Storage for Secondary Desks
– Workwall Storage

Doors – Standard Position

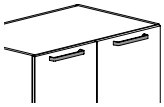

Available with double doors:
– Freestanding Storage (40" h and lower)
– Storage for Secondary Desks

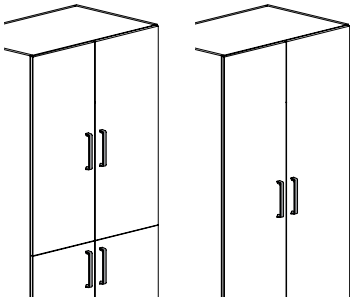

Available with double doors:
– Freestanding Storage (higher than 40" h)



Available with:
– Storage Cabinet with single door: (BSCDS)
– Recycling/Waste Bins (R) and/or Storage (S) sections of the Workwall Storage (BSMCD, BSMCFW, BSMCHR, BSMHCP or BSMHLC)
– Storage for Secondary Desk (BSSRW)

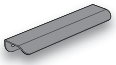

Edge – Standard (E)

Drawers – Standard Position

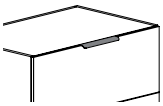

Available with:
– Freestanding Storage
– Storage for Secondary Desks
– Workwall Storage

Doors – Standard Position

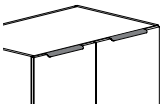

Available with double doors:
– Freestanding Storage (40" h and lower)
– Storage for Secondary Desks

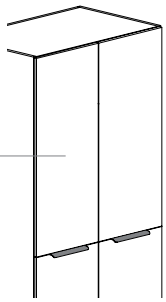

Available with:
– 4-Door Storage Cabinet (BSDS)

- Storage with or without top section come with Touch-Latch only
- Vertically Standard Edge Pull is **not** available

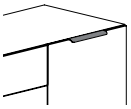

Available with:
– Storage Cabinet with single door: (BSCDS)
– Recycling/Waste Bins (R) and/or Storage (S) sections of the Workwall Storage (BSMCD, BSMCFW, BSMCHR, BSMHCP or BSMHLC)
– Storage for Secondary Desk (BSSRW)

pull styles & positions (continued)

pull positions (continued)



Edge – Small (F)

Drawers – Standard Position

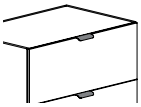

Available with:
– Freestanding Storage
– Storage for Secondary Desks
– Workwall Storage

Doors – Standard Position

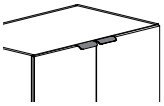

Available with double doors:
– Freestanding Storage (28" h and lower)
– Storage for Secondary Desks



- Storage with or without top section come with Touch-Latch only
- Vertically Small Edge Pull is **not** available

Available with:
– 4-Door Storage Cabinet (BSDS)

Doors – Exception Positions



Available with:
– Storage Cabinet with Drawers (BSCC 30" or 36" w))

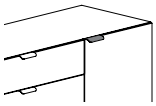

Available with:
– Storage Cabinet with single door: (BSCDS)
– Storage (S) section of the Workwall Storage (BSMCD, BSMCFW, BSMCHR, BSMHCP or BSMHLC)



Available with:
– Recycling/Waste Bins (R) section of the Workwall Storage (BSMCD, BSMCFW, BSMCHR, BSMHCP or BSMHLC
– Storage for Secondary Desk (BSSRW)

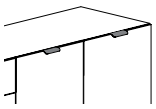

Available with:
– Recycling/Waste Bins and Storage sections of the Workwall Storage (BSMCD)

hole patterns

– The Standard Expansion and Rectangular Pull Styles use a 128mm hole pattern
– The Slim and Modern Straight (ADA) Pull Styles use a 160mm hole pattern
– The edge pull standard and small have a dedicated hole pattern from the back of the door/drawer front and are **not** interchangeable with other pulls

Interchangeable within the same group:
– Standard Expansion (1), and
– Rectangular (9)

OR

– Slim (S) and
– Modern Straight (ADA) (M)

pull clearance

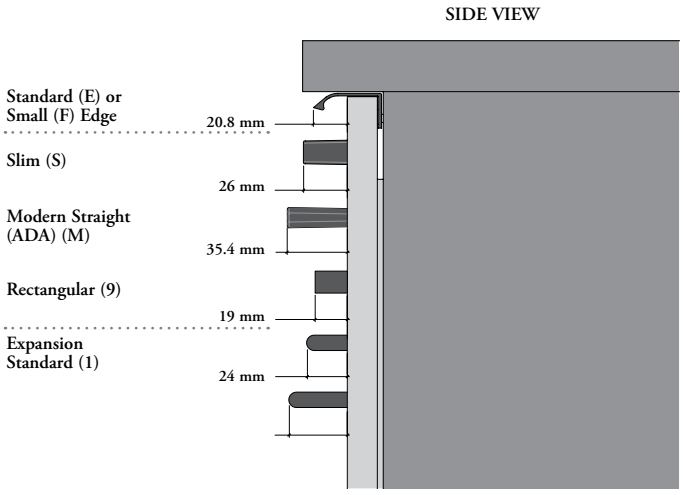

hand clearance

Expansion Standard = 16 mm
Rectangular = 15 mm
Slim = 20 mm
Modern Straight (ADA) = 26 mm

planning with mid-height freestanding storage

Can be used freestanding only and **cannot** be used to support one end of a worksurface

mid-height stretch pedestal applications

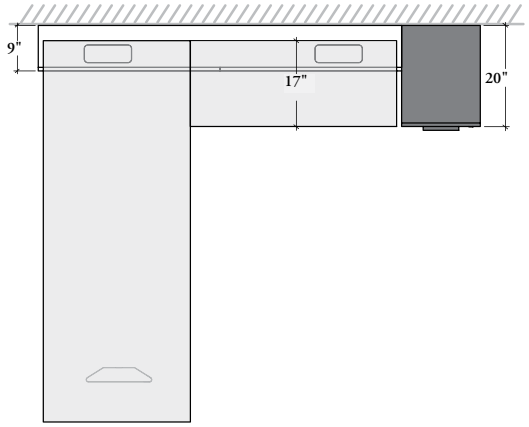

When positioned beside a Workwall Kneespace Module, drawer fronts of 20" depth storage is designed to align with 17" depth height-adjustable worksurface

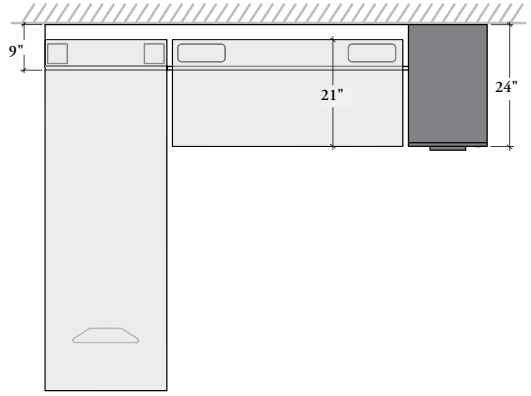

When positioned beside a Workwall Kneespace Module, drawer fronts of 24" depth storage is designed to align with 21" depth height-adjustable worksurface

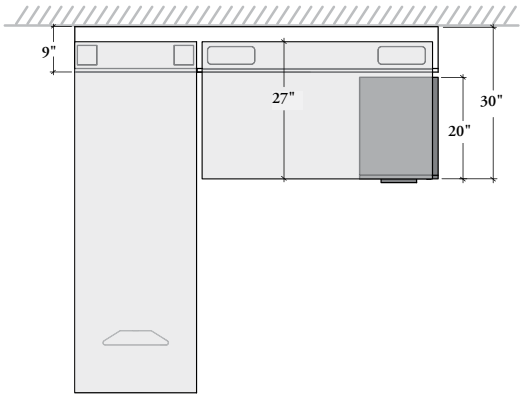

When positioned in front a Workwall Kneespace Module, drawer fronts of 20" depth storage is designed to align with 27" depth height-adjustable worksurface

planning with mid-height freestanding storage (continued)

- Can be used freestanding only
- Can be placed in front of the Workwall Kneespace Module
- Mounted Towers are **not** compatible with Mid-Height Credenza

mid-height credenza applications

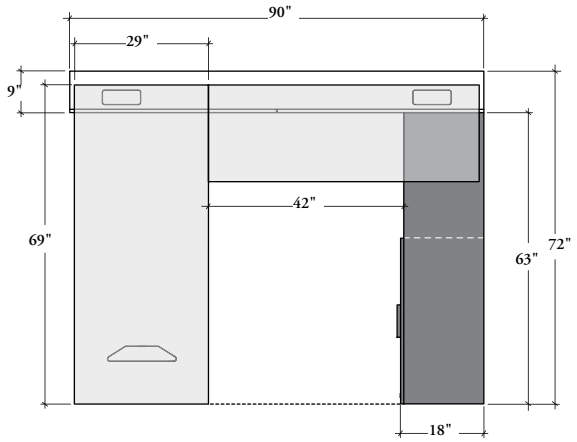

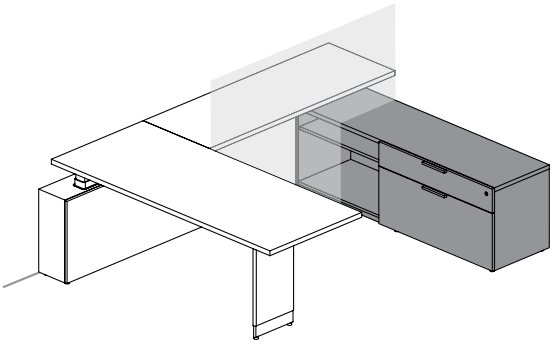

- Available in 3" increment to maintain the overall footprint of the workstation, when positioned in front of the Workwall Kneespace Module
- Mid-Height Credenza is freestdanding and can be used alone
- When specified perpendicular to a worksurface, the open section should be oriented under the worksurface

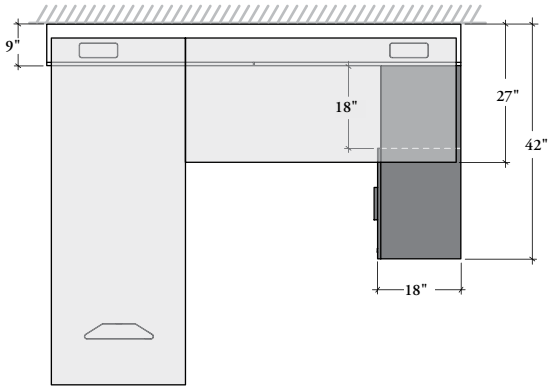

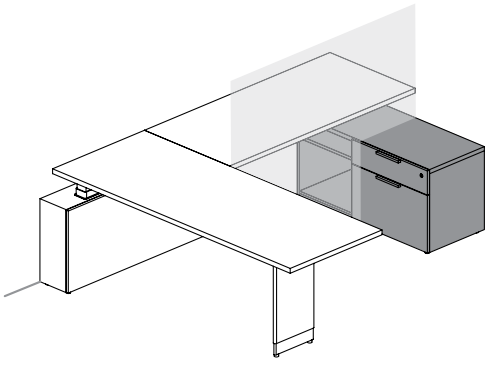

When a 42" wide Mid-Height Credenza is specified perpendicular to a 27" deep worksurface, a small portion of the drawers will be under the worksurface

tower basics

- Overall height of Towers align with other freestanding storage but door and drawer datum lines will **not** match
- All Towers are 18" wide, except open towers which are also offered at 36" wide
- When applicable, a Multi-Functional Drawer (BADMF) can be added. For more details, refer to page 226
- Have no pull; a touch-latch on each door is installed for the opening
- Include levelers with a minimum adjustment range of 1"
- Door swing direction can be specified left side or right side
- Additional shelves (BSHT) are only available with Full Door Towers (BFRL or BFRG) and must be ordered separately
- All Towers come with connecting hardware to ensure a better fit and finish, and to provide additional stability, for more details refer to page 425

Glass Doors

- Available in Standard or Back-Painted glass
- Freestanding Wardrobe Tower with Full Glass Door (BFRG) which comes with Standard glass (Frosted (FT)) or Back-Painted glass
- Frame finish is available in Foundation, Accent and Mica colors, or Clear Anodized (AC)

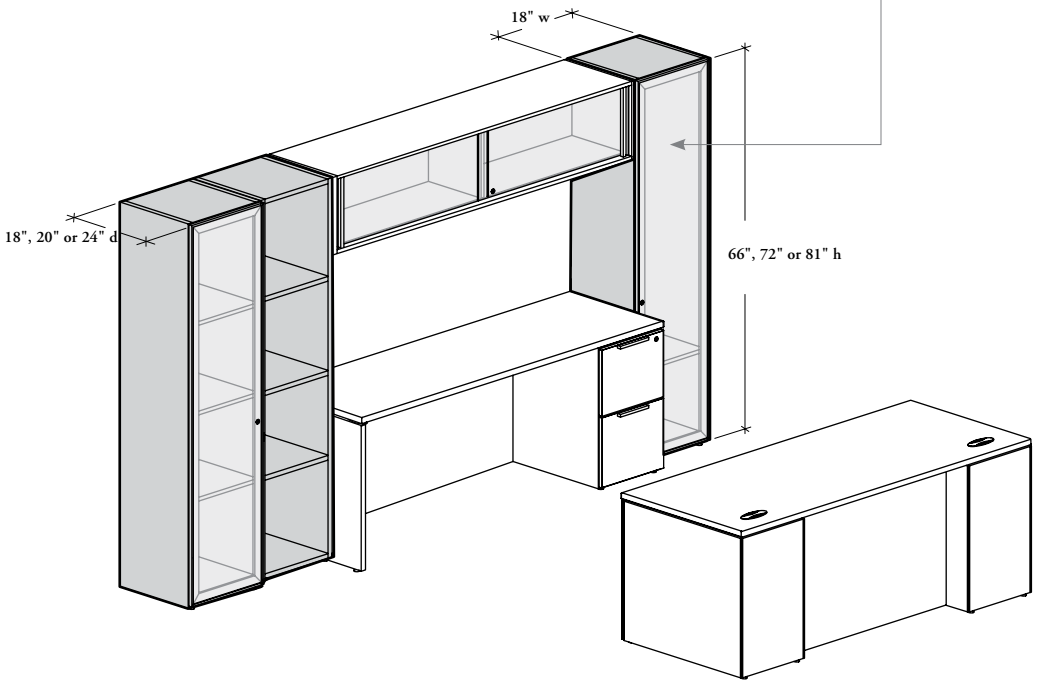

tower basics (continued)

open towers

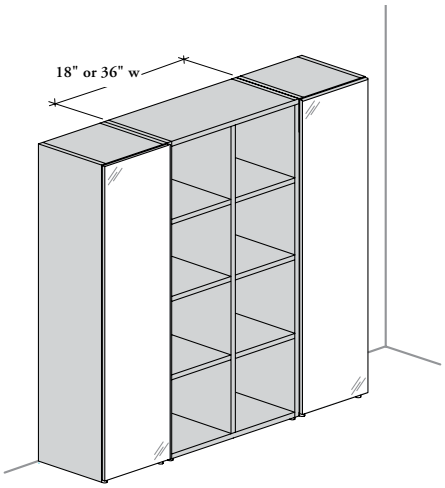

Open Tower (BCFSO)

- When a 18" wide configuration is specified, the tower comes with three adjustable shelves. If a 36" wide configuration is specified, it comes with six adjustable shelves
- Open compartments allow storing letter-size binders
- Multi-Functional Drawer **cannot** be installed inside this tower
- Shelf for Tower (BSHT) **cannot** be used with Open Tower

full door towers

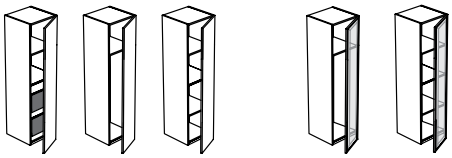

Towers with Full Solid (BFRL) or Glass Door (BFRG)

- Interior configurations available:
  - 2 File Drawers + 1 Adjustable Shelf (F) – 66" or 72" Height or 2 File Drawers + 2 Adjustable Shelves (F) – 81" Height only
  - 3 Adjustable Shelves (S) – 66" or 72" Height or 4 Adjustable Shelves (S) – 81" Height only
  - 1 Wardrobe with 2 coat hooks (18" or 20" deep) or with 1 coat road (24" deep) and 1 Adjustable Shelf (W) – 66" or 72" Height or 1 Wardrobe with 2 coat hooks (18" or 20" deep) or with 1 coat road (24" deep) and 1 Fixed Shelf (W) – 81" Height only
- The interior configuration (F) is **not** available for towers with full glass door
- Adjustable shelves have several series of holes in 5 1/8" intervals on the inside walls for shelf height adjustment and to match other storage shelf position
- When specified, the enclosed file drawer comes with full extension slides that can accommodate both letter- and legal-size paper
- Multi-Functional Drawer **cannot** be installed inside this tower
- Door front finish is available in laminate, Flintwood or glass

towers with drawers

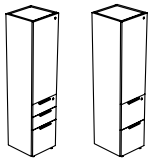

Touch-to-Open Door/ Pulls on Drawers (S)

Tower with Drawers – Solid Door (BFDS)

- Drawer configurations available:
  - 2 Box Drawers + 1 File Drawer (B)
  - 2 File Drawers (F)
  - Solid door is only available with touch-to-open option
  - Comes with 2 Adjustable Shelves (66" or 72" Height) or 3 Adjustable Shelves (81" Height)

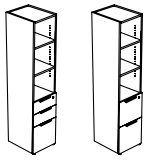

Pulls (P)

Tower with Drawers – Open Shelves (BFDOS)

- Drawer configurations available:
  - 2 Box Drawers + 1 File Drawer (B)
  - 2 File Drawers (F)
  - Comes with 2 Adjustable Shelves (66" or 72" Height) or 3 Adjustable Shelves (81" Height)

- Must be attached to other furniture for stability
- Adjustable shelves have several series of holes in 5 1/8" intervals on the inside walls for shelf height adjustment and to match other storage shelf position
- Each file drawer comes with one plastic hanging file bar. It provides full extension slides that can accommodate both letter- and legal-size paper
- The tower is equipped with an interlock system that prevents the opening of a second drawer
- Open and closed compartments allow storing letter-size binders
- Multi-Functional Drawer **cannot** be installed inside this tower
- Door and/or drawer fronts finishes are available in laminate or Flintwood

interior clearance & datum line for towers

The following outlines the shelf positions of open towers (freestanding or mounted) when combined with different tower configurations.

- Towers with Full Door (BFRL or BFRG) with shelves come a hole pattern allowing adjustable shelves to align with any shelf position of other Towers and Mounted Towers
- The shelf holes, spaced at 5 1/8" intervals on the inside walls, enable adjustable shelf height to align with other storage shelf positions
- The adjustable shelves in tower can match the shelf positions in a Mounted Tower

combined with fully enclosed towers – 66" datum height

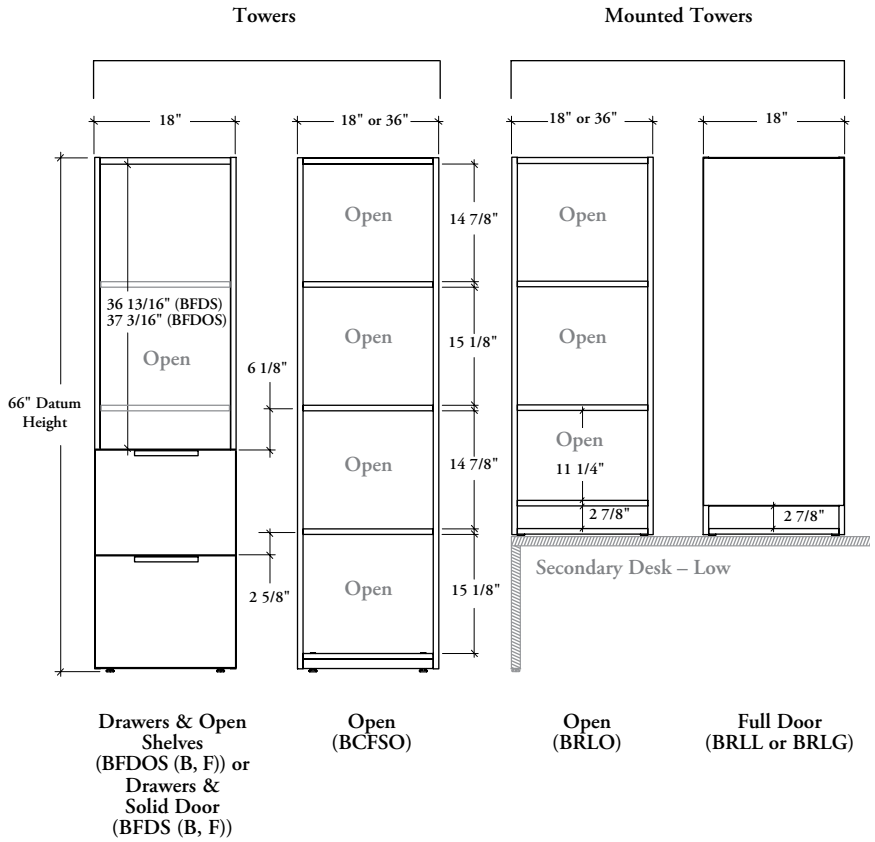

interior clearance & datum line for towers (continued)

combined with fully enclosed towers – 72" datum height

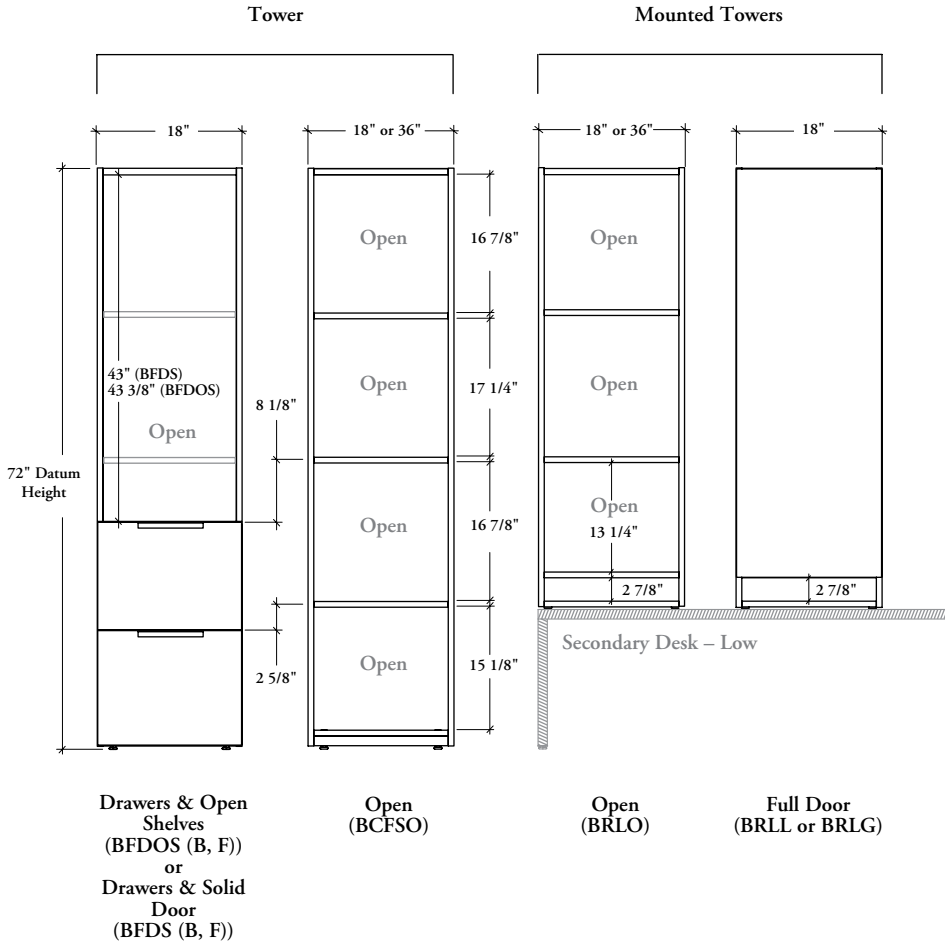

interior clearance & datum line for towers

66" datum height –
low secondary desk

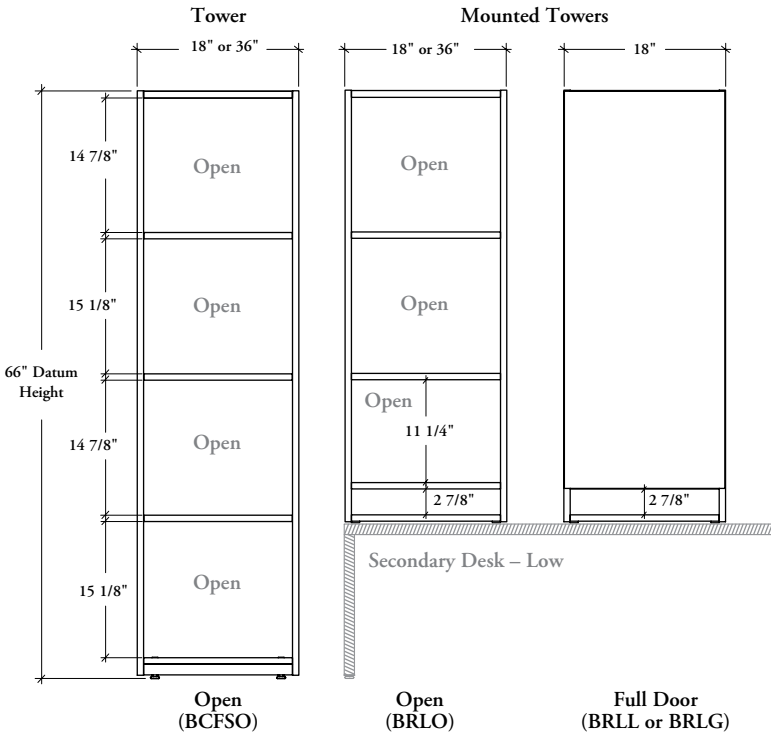

72" datum height –
low secondary desk

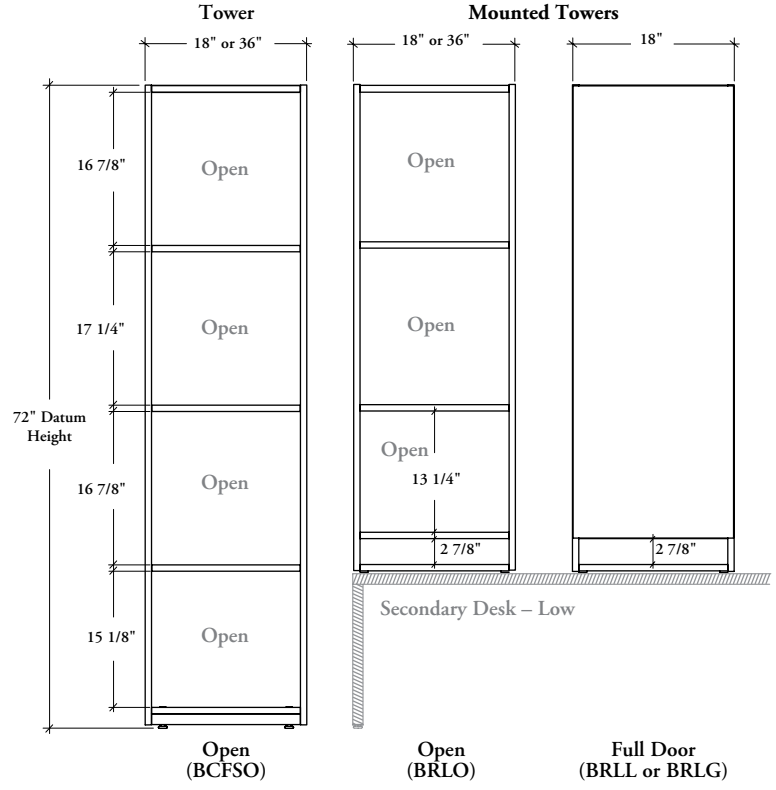

interior clearance & datum line for towers (continued)

66" datum height – high secondary desk

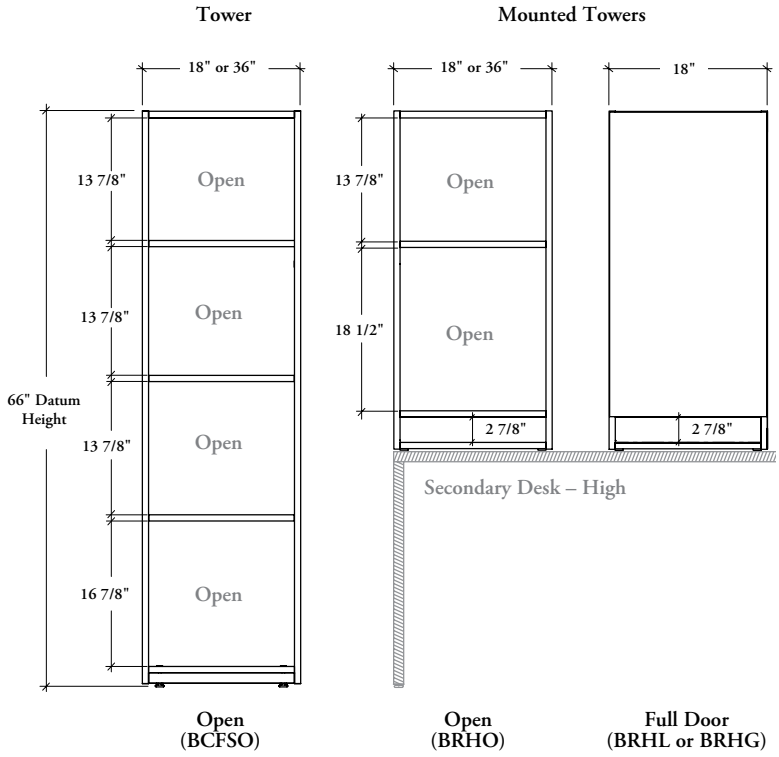

72" datum height – high secondary desk

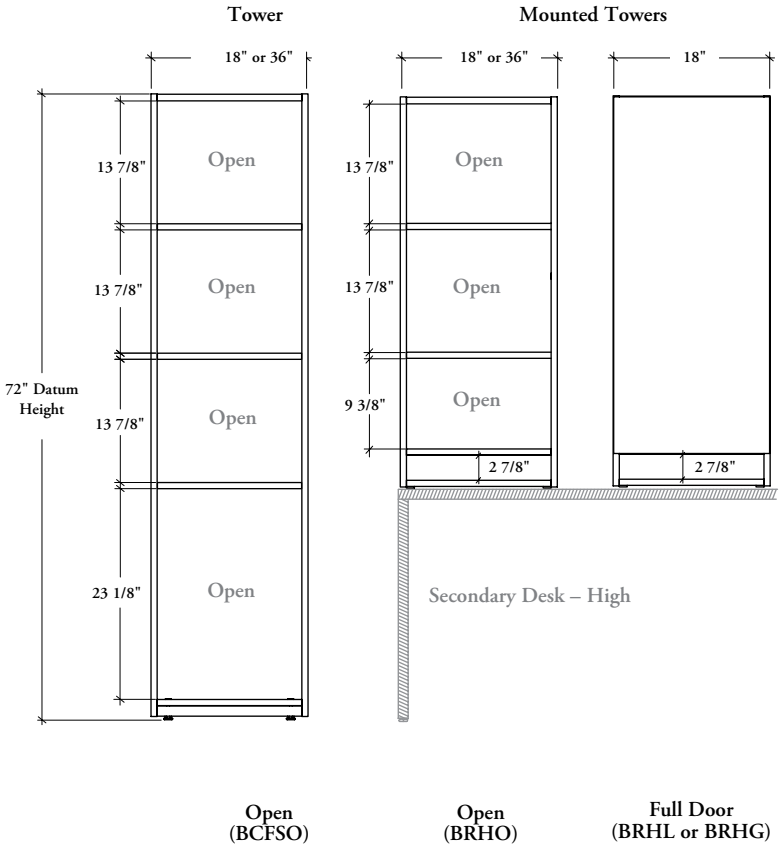

interior clearance & datum line for towers (continued)

81" datum height Mounted Towers are **not** available on Low Secondary Desk

81" datum height – high secondary desk

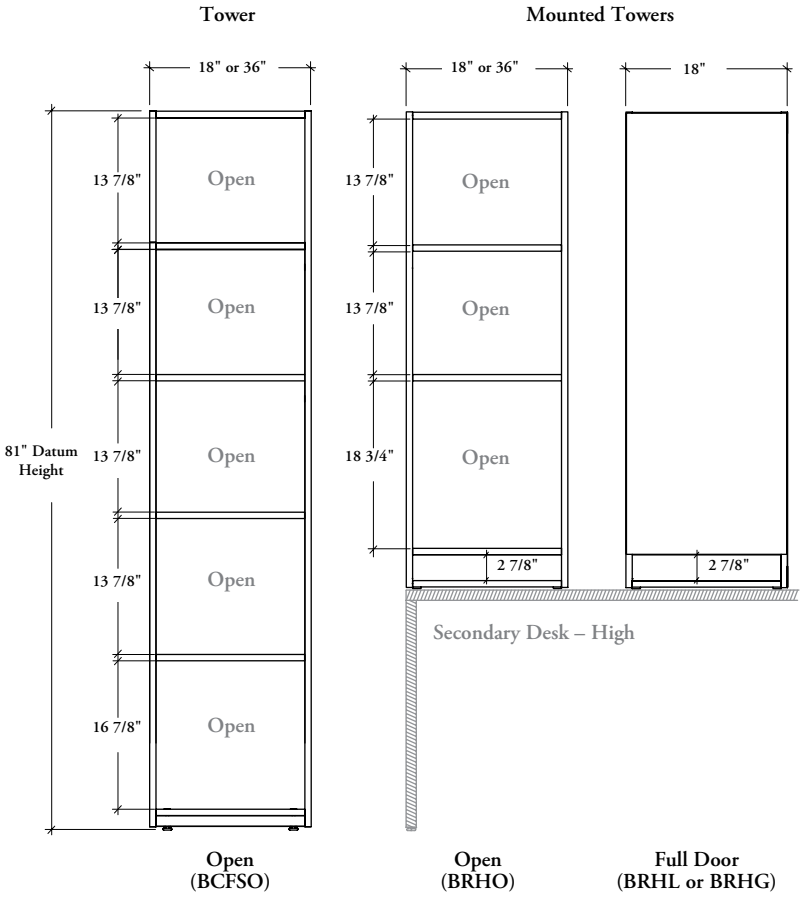

planning with towers

For perfect door alignment, used the same height configuration

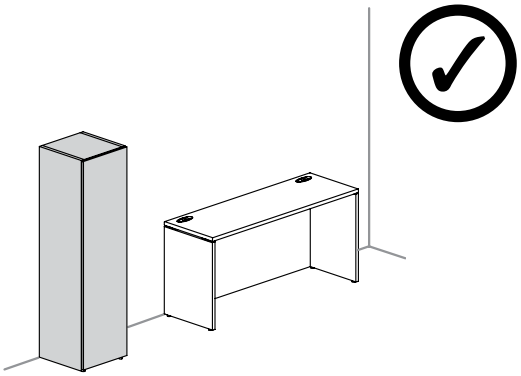

Tower with Full Door (wardrobe configuration) or Open Tower can be used standalone

When two file drawer configurations (BFRL (F), BFDS (B, F) and BFDOS (B, F)) are specified, they **cannot** be used alone. They must be connected to a none-drawer freestanding tower, a mounted tower, a wall panel, an overhead cabinet or a workwall storage in order to ensure stability

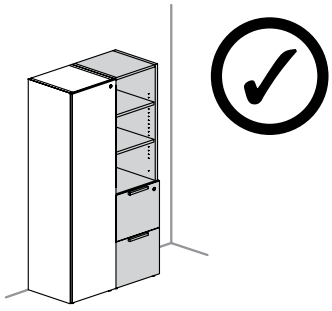

Must be ganged with towers with no drawer

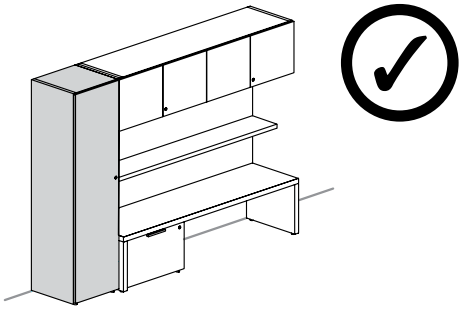

Must be connected beside an overhead cabinet

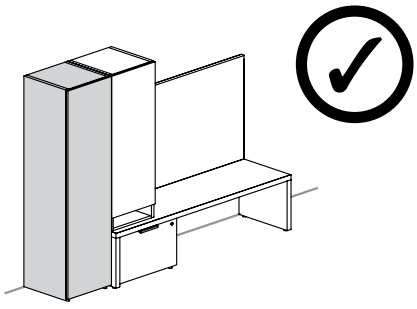

Must also be connected beside a Mounted Tower

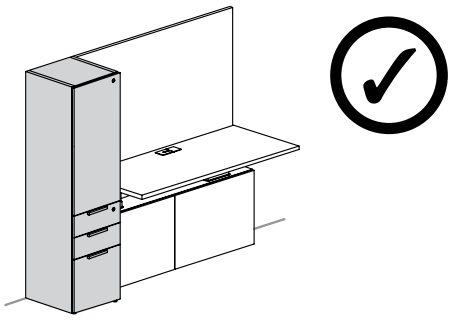

Must be connected beside a wall panel and a Workwall Kneespace Module

storage unit basics

Storage Units provide convenient lockable storage space for a workstation.

- Available in a combination of Wardrobe, Open Shelves and Drawers
- Drawer wide is fixed, only the wardrobe wide varies
- Available lock option in Key Alike (K), Key Randomly (R) and No Lock (N)
- Wardrobe full door comes always with a touch-to-open mechanism
- Doors have their own its own locking system
- Box and file drawers are equipped with a central locking systems
- BSWFS, BSUS, BSUOS, BSUG and BSWUS are equipped with a security system that prevents the opening of a second file drawer
- Hinges allow the door to open up to 110°
- Box drawer includes pencil tray, drawer divider and file drawers include hanging/cross file bars
- Have holes in 5 1/8" intervals on the inside walls for shelf height adjustment
- May be fitted with a top (B_STR)
- Additional shelves (BSHS) are available and must be ordered seprarately, for storage units BSCDS, BSCDGS, BSCC, BSUS, BSUG, BSUOS, BSWCS, BSWCG, BSDS or BSDG

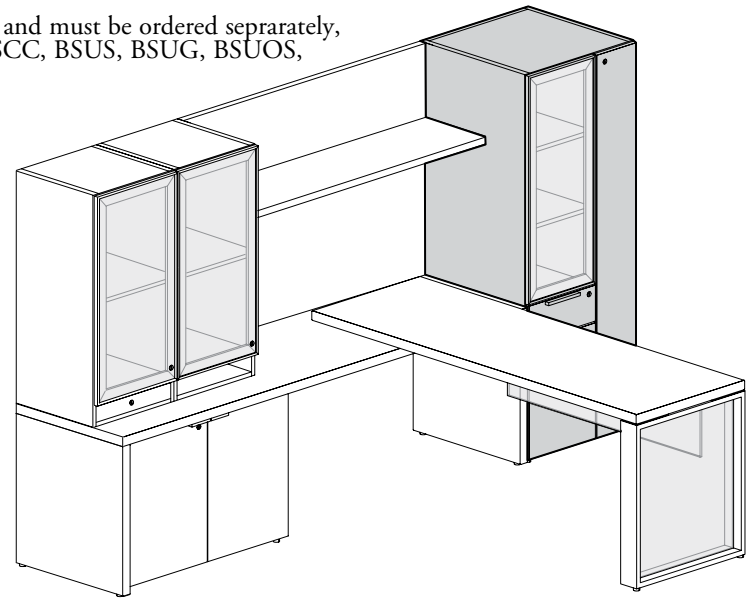

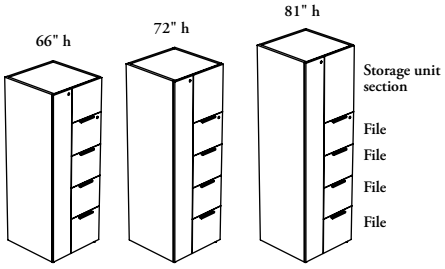

Touch-to-Open Doors/ Pulls on Drawers (S)

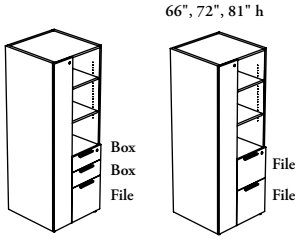

Pulls (P)

Half Wardrobe Filing Storage Cabinet (BSWFS)

- Depth: 24"
- Widths: 24" to 36" (6" increments)
- Available in heights:
  - 66" or 72" high
  - 81" high (1 adjustable shelf in the storage section and 1 adjustable shelf in the wardrobe section)
- Wardrobe Full Door can be specified on Left (L) (Shown) or on Right (R)
- Comes in storage unit above the file drawers that is **not** lockable
- Wardrobe Full Door is always Touch-to-Open

Half Wardrobe Unit with Drawers – Open Shelves (BSCWOS)

- Depths: 18", 20", 24"
- Widths: 24" to 36" (6" increments)
- Available in heights:
  - 66" or 72" high (2 adjustable shelves)
  - 81" high (2 adjustable shelves in the storage section and 1 adjustable shelf in the wardrobe section)
- Two Drawer Configurations are available:
  - 2 Box Drawers + 1 File Drawer (B)
  - 2 File Drawers (F)
- Wardrobe Full Door can be specified on Left (L) (Shown) or on Right (R) and is always Touch-to-Open

storage unit basics (continued)

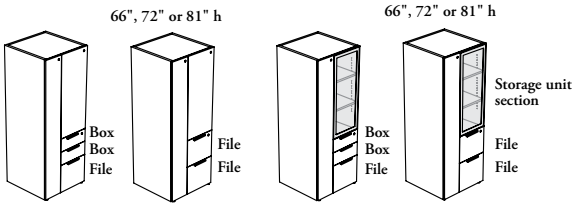

Touch-to-Open Doors/
Pulls on Drawers (S)

Half Wardrobe Units with Drawers – Solid Doors (BSCWS) or Glass Door (BSCWG)

- Depths: 18", 20", 24"
- Widths: 24" to 36" (6" increments)
- Available in heights:
  - 66" or 72" high (2 adjustable shelves)
  - 81" high (2 adjustable shelves in the storage section and 1 adjustable shelf in the wardrobe section)
- Two Drawer Configurations are available:
  - 2 Box Drawers + 1 File Drawer (B)
  - 2 File Drawers (F)
- Wardobe Full Door can be specified on Left (L) (Shown) or on Right (R) and is always Touch-to-Open
- Storage unit above the drawers come only with a touch-to-open mechanism

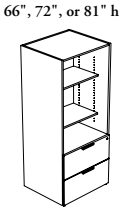

Pulls (P)

Storage Unit – Open Shelves (BSUOS)

- Depths: 18", 20", 24"
- Widths: 24" to 36" (6" increments)
- Available in heights:
  - 66" high (2 adjustable shelves)
  - 72" high (2 adjustable shelves)
  - 81" high (3 adjustable shelves)

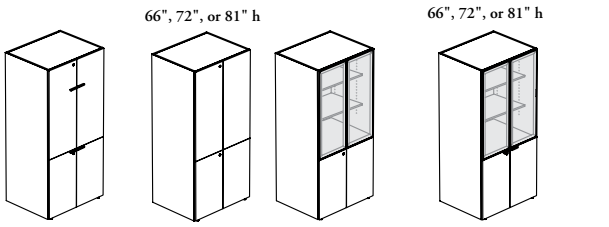

Pulls (P) | Touch-to-Open (T) | Touch-to-Open Doors/ Pulls on Solid Doors (D)

4-Door Storage Units – Solid Doors (BSDS) or Glass Doors (BSDG)

- Depth: 24"
- Widths: 30" or 36"
- Available in heights:
  - 66" high (3 adjustable shelves)
  - 72" high (3 adjustable shelves)
  - 81" high (4 adjustable shelves)

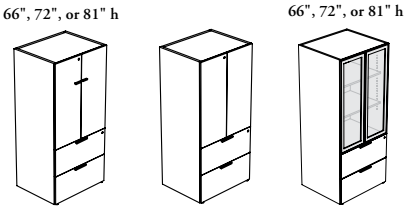

Pulls (P) | Touch-to-Open Doors/ Pulls on Drawers (S)

Storage Units – Solid Doors (BSUS) or Glass Doors (BSUG)

- Depths: 18", 20", 24"
- Widths: 24" to 36" (6" increments)
- Available in heights:
  - 66" high (2 adjustable shelves)
  - 72" high (2 adjustable shelves)
  - 81" high (3 adjustable shelves)

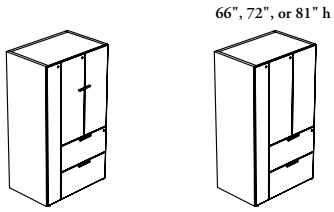

Pulls (P) | Touch-to-Open Doors/ Pulls on Drawers (S)

Half Wardrobe Unit with Drawers – Solid Doors (BSWUS)

- Depth: 24"
- Widths: 30" or 36"
- Available in heights:
  - 66" or 72" high (2 adjustable shelves)
  - 81" high (3 adjustable shelves in the storage section and 1 adjustable shelf in the wardrobe section)
- Wardrobe Full Doors can be specified on Left (L) (Shown) or on Right (R) and is always Touch-to-Open

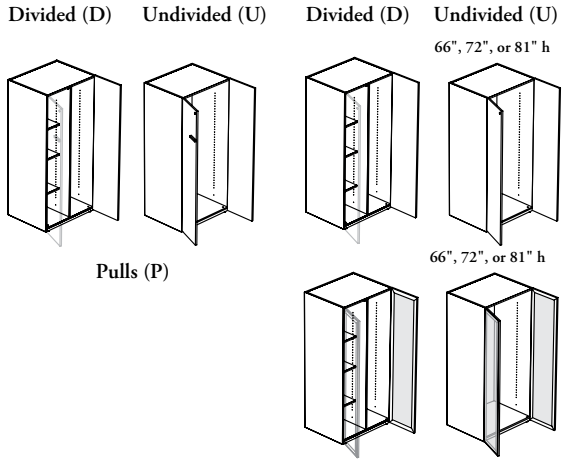

Pulls (P)

Touch-to-Open (T)

Wardrobe Cabinets – Solid Doors (BSWCS) or Glass Doors (BSWCG)

- Depths: 18"*, 20"*, 24"
  *These depths are **not** applicable with Glass Doors configuration and with Undivided Wardrobe Cabinets – Solid Doors (BSWCSU)
- Widths: 24"* to 36" (6" increments)
  *This width is **not** applicable with Glass Doors configuration
- Available in heights:
  - 66" or 72" high (3 adjustable shelves (style D only))
  - 81" high (4 adjustable shelves (style D) or 1 adjustable shelf (style U))

storage unit door & drawer widths

The following illustrates Expansion Casegoods Storage Units door & drawer nominal widths.

storage units – door & drawer widths

Half Wardrobe Filing Cabinet (BSWFS)

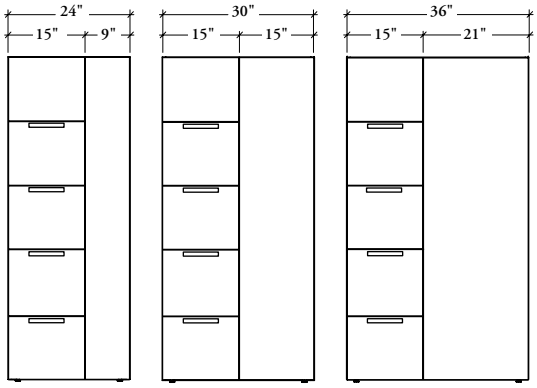

- The 24" to 36" wide half wardrobe filing cabinets come with 15" wide file drawers and have one door on the secured storage section
- The 24" wide cabinet has a 9" wide wardrobe, the 30" wide cabinet has a 15" wide wardrobe and the 36" wide cabinet has a 21" wide wardrobe

Half Wardrobe Unit with Drawers – Open Shelves (BSCWOS)

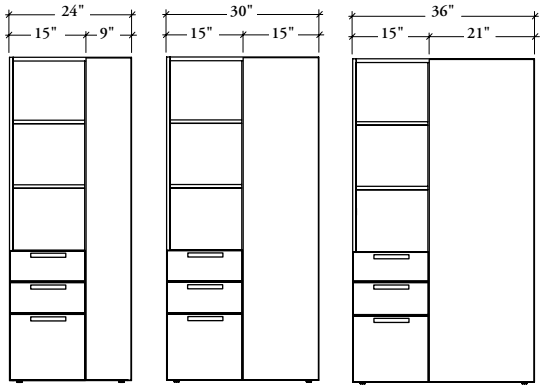

- The 24" to 36" wide half wardrobe units come with 15" wide pedestal and no door on open shelves section
- The 24" wide cabinet has a 9" wide wardrobe, the 30" wide cabinet has a 15" wide wardrobe and the 36" wide cabinet has a 21" wide wardrobe

Half Wardrobe Unit with Drawers – Solid Doors (BSCWS) (Shown) or Half Wardrobe Unit with Drawers – Glass Door (BSCWG)

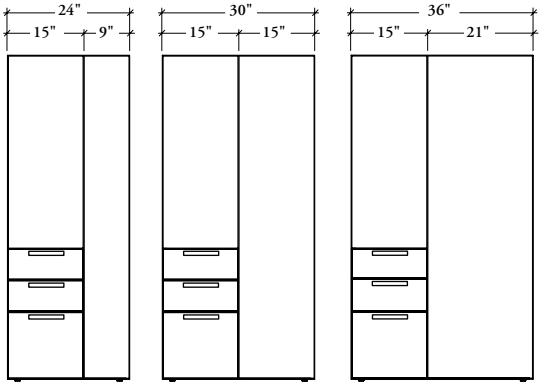

- The 24" to 36" wide half wardrobe units come with 15" wide pedestal and have one door on the secured storage section
- The 24" wide cabinet has a 9" wide wardrobe, the 30" wide cabinet has a 15" wide wardrobe and the 36" wide cabinet has a 21" wide wardrobe

Storage Unit with Wardrobe – Solid Doors (BSWUS)

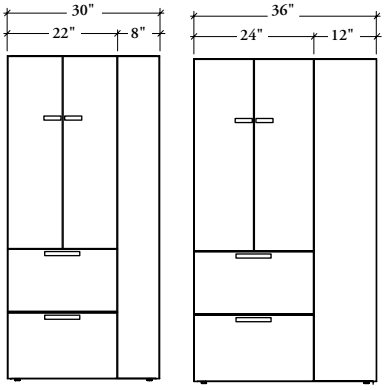

- The 30" wide storage unit has a 22" wide lateral file drawers and the 36" wide storage unit has a 24" wide lateral file drawers
- The 30" wide cabinet has an 8" wide wardrobe and the 36" wide cabinet has a 12" wide wardrobe

filing drawer capacities – laminate freestanding storage

Lateral file drawer laminate storage capacities are shown below.

- The dimensions listed below are inside drawer
- Drawer width in Mid-Height Storage are reduced by 1/8"
- For lateral drawer capacities for Mid-Height Credenza (BSMFL), refer to page 322 for more details

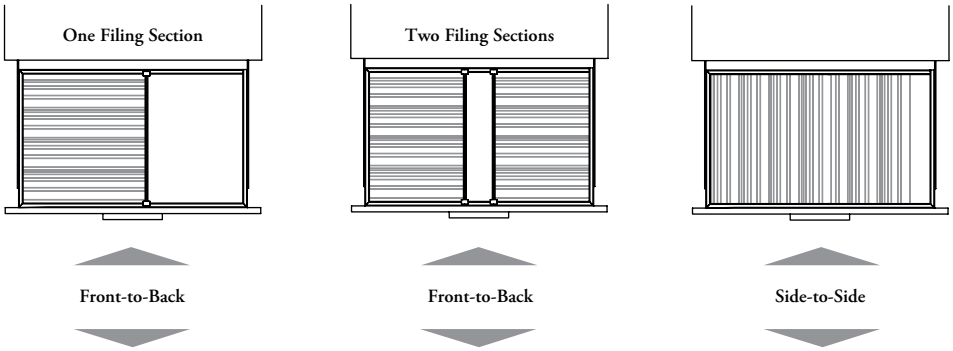

15 1/2" wide drawer

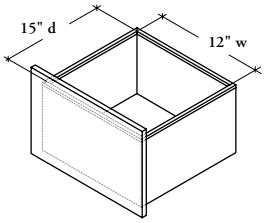

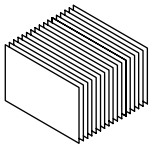

Paper Sizes Allowed:
- Letter
- A4
- Legal

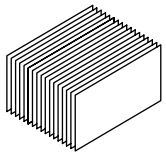

Paper Size Allowed:
- Legal

18" wide drawer

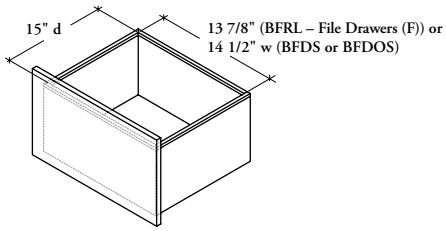

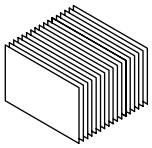

Paper Sizes Allowed:
- Letter
- A4
- Legal

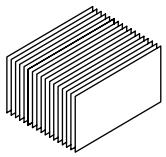

Paper Size Allowed:
- Legal

22" wide drawer

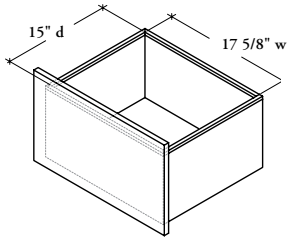

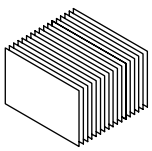

Paper Sizes Allowed:
- Letter
- A4
- Legal

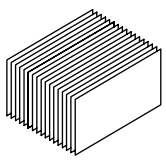

Paper Size Allowed:
- Legal

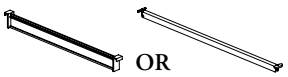

* The Letter or A4 paper size is allowed but require optional Hanging File Bar (RSLB)

filing drawer capacities – laminate freestanding storage (continued)

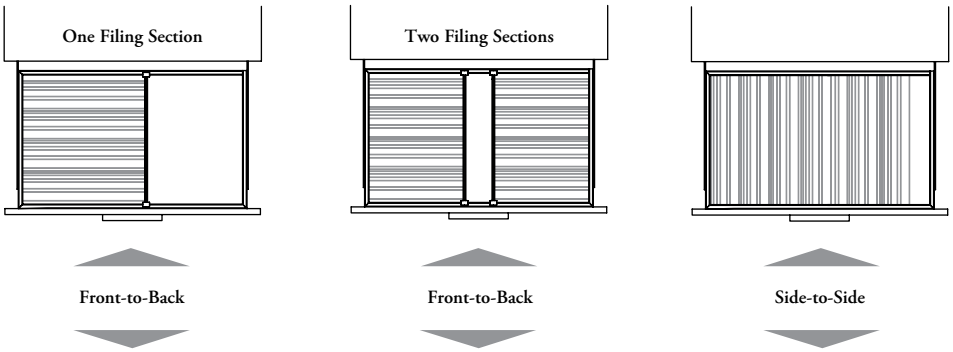

24" wide drawer

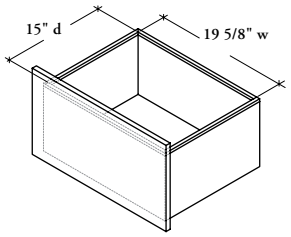

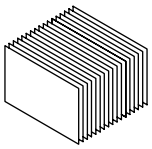

Paper Sizes Allowed:
- Letter
- A4
- Legal

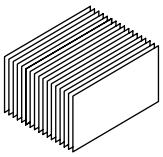

Paper Sizes Allowed:
- Letter*
- A4*
- Legal

30" wide drawer

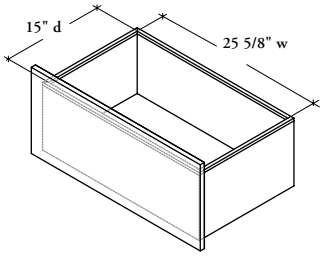

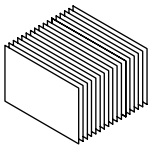

Paper Sizes Allowed:
- A4
- Legal

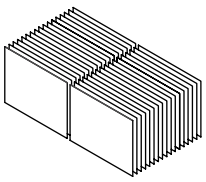

Paper Size Allowed:
- Letter

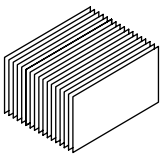

Paper Sizes Allowed:
- Letter*
- A4*
- Legal

36" wide drawer

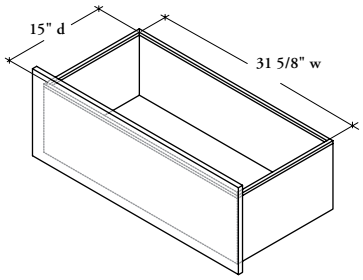

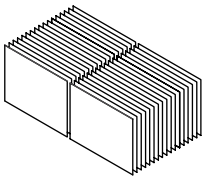

Paper Sizes Allowed:
- Letter
- A4
- Legal

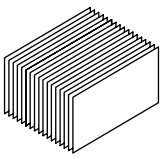

Paper Sizes Allowed:
- Letter*
- A4*
- Legal

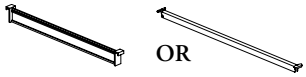

* The Letter or A4 paper size is allowed but require optional Hanging File Bar (RSLB)

filing drawer capacities – metal freestanding storage

Lateral file drawer metal storage capacities are shown below.

The dimensions listed below are inside drawer

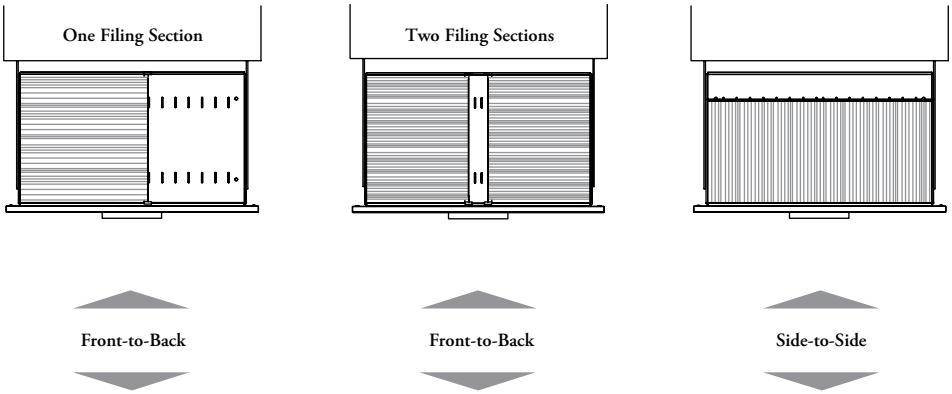

30" wide drawer

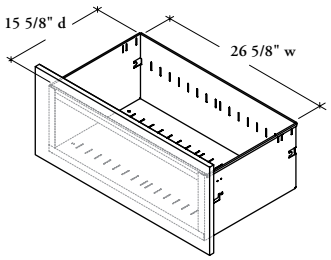

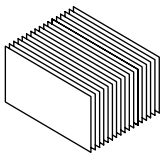

Paper Sizes Allowed:
- A4*
- Legal*

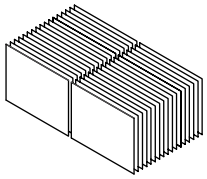

Paper Size Allowed:
- Letter**

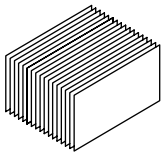

Paper Sizes Allowed:
- Letter
- A4
- Legal

36" wide drawer

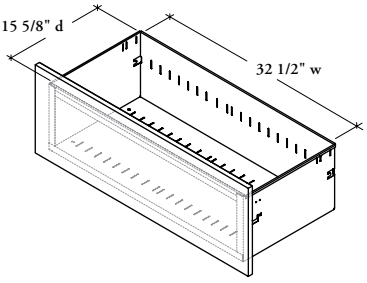

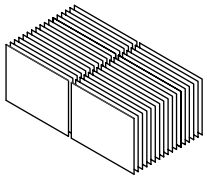

Paper Sizes Allowed:
- Letter**
- A4**
- Legal**

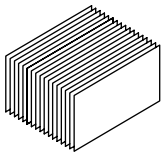

Paper Sizes Allowed:
- Letter
- A4
- Legal

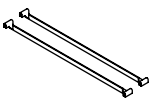

* For front-to-back application, the optional Cross File Bars (RBNSA03) are required (1 kit) or ** (2 kits)

bookcase basics

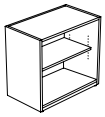

Underworksurface Bookcase (BSUOB)

- Depths: 18" or 24"
- Widths: 24" to 36" (6" increments)
- Height: 28" (1 adjustable shelf)
- Can store two rows of standard letter-size binders
- Can be placed under a worksurface

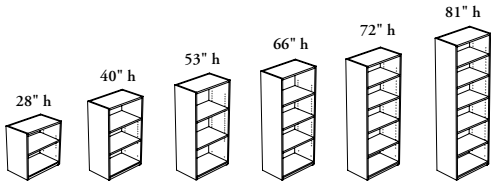

Bookcase (BSOB)

- Depths: 12", 18", 20", 24"
- Widths: 24" to 36" (6" increments)
- Available in heights:
  - 28" high (1 adjustable shelf)
  - 40" or 53" high (2 adjustable shelves)
  - 66" high (3 adjustable shelves)
  - 72" high (4 adjustable shelves)
  - 81" high (5 adjustable shelves)
- 28" high bookacse can be placed under a worksurface
- Two rows of standard letter-size binders will fit in the 28" high bookcase
- 12" deep bookcase must be placed against and secured to a wall for stability
- Have holes in 1 1/4" intervals on the inside walls for shelf height adjustment
- May be fitted with a top (B_STR)
- Additional shelves (BSHB) are only compatible with Bookcase (BSOB)

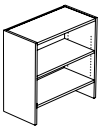

Storage Mounted Bookcase (BSSS)

- Depths: 12" or 18"
- Widths: 24" to 36" (6" increments)
- Height: 37" (1 adjustable shelf)
- Must specify the style (D, M, X) according to the top on which it will be installed

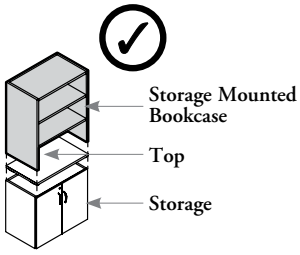

Storage Mounted Bookcase Application

- The 37" high Storage Mounted Bookcase must be installed onto the following units (listed below) when a Top for Solid Storage (B_STR) is also installed:
  - Combo Pedestal (BSCPS)
  - Lateral File (BSLFS)
  - 28" high Storage Cabinet (BSCDS, BSCC)
  - 28" high Bookcase (BSOB)
- **Cannot** be mounted on a desk and on all Workwall Storage with Integral Top (BSOBT, BSBOC, BSCT, BSDC, BSLFT, BSLFC, BSPT or BSPC)

accessories – freestanding storage

Expansion Casegoods offers a wide variety of acessories to add functionality to freestanding storage units.

Top for Storage (B_NSTR, B_STR)

- Depths: 12", 18", 20", 22", 24", 30" for (B_STR) configuration and 18" or 22" for (B_NSTR) configuration
- Widths: 15", 24", 30", 31", 36" to 84" (6" increments) for (B_STR) configuration and 15", 30", 36" for (B_NSTR) configuration
- Not all combination (widths and depth) are available, refer to individual product page
- Top for Laminate and Metal Storage are available in the same styles/thicknesses (D, M, X) as worksurfaces
- Provides additional worksurface space, on 28" high storage
- Must be firmly attached to the storage unit using the supplied mounting hardware
- Specifiy B_NSTR for metal case units and B_STR for laminate case units
- The Top for Solid Storage Cabinet (B_STR) has been design to fit in a continuous datum line. However, if the top is used on a storage with no door (BSUOB, BFDOS, BSCWOS, BSUOS, BSSS, BSOB) a 3/4" brown backing can be visible underneath
- Includes a 3/8" thick neoprene spacer kit

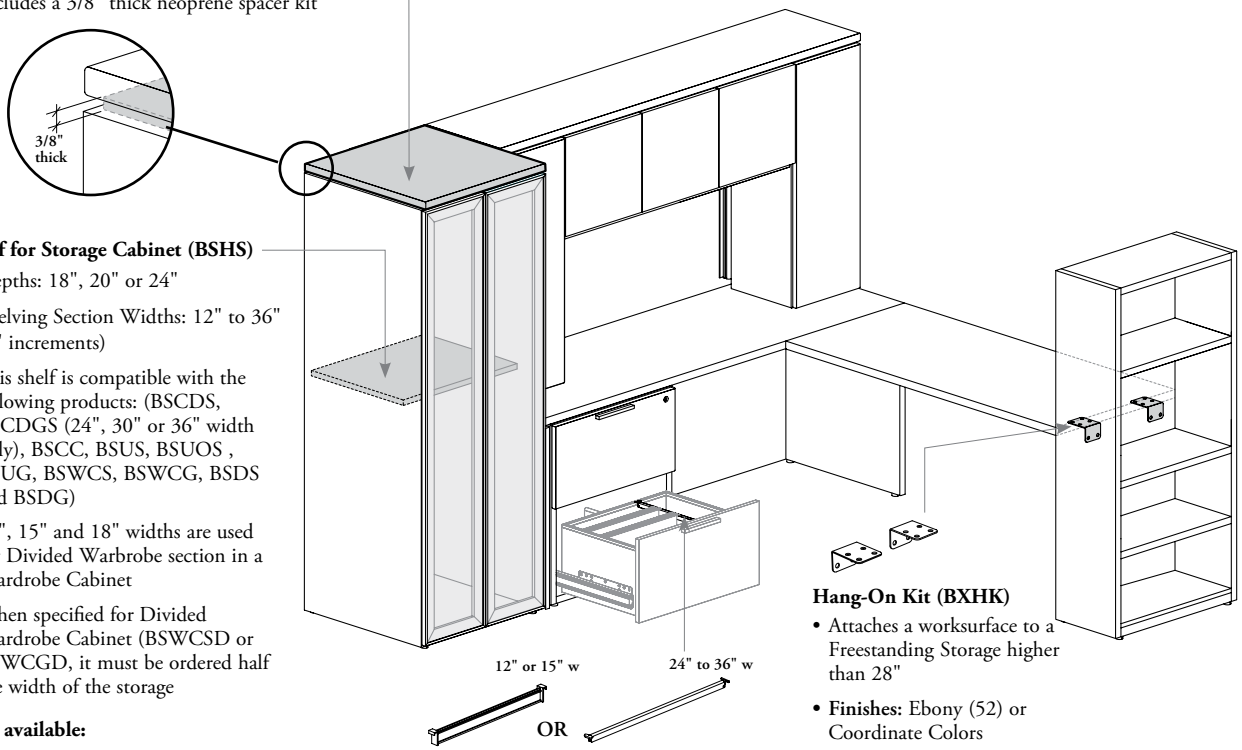

Shelf for Storage Cabinet (BSHS)

- Depths: 18", 20" or 24"
- Shelving Section Widths: 12" to 36" (3" increments)
- This shelf is compatible with the following products: (BSCDS, BSCDGS (24", 30" or 36" width only), BSCC, BSUS, BSUOS , BSUG, BSWCS, BSWCG, BSDS and BSDG)
- 12", 15" and 18" widths are used for Divided Warbrobe section in a Wardrobe Cabinet
- When specified for Divided Wardrobe Cabinet (BSWCSD or BSWCGD, it must be ordered half the width of the storage

Hang-On Kit (BXHK)

- Attaches a worksurface to a Freestanding Storage higher than 28"
- **Finishes:** Ebony (52) or Coordinate Colors

Also available:

Shelf for Tower (BSHT)

- Depths: 18", 20" or 24"
- Storage Width: 18"
- This shelf is compatible with the following products: (BFRL or BFRG)

Shelf for Bookcase (1-in) (BSHB)

- Depths: 12", 18", 20" or 24"
- Storage Widths: 24" to 36" (3" increments)
- Only compatible with Bookcase (BSOB)
- **Finishes** (all Shelf Styles):
  - Source Laminate
  - Flintwood (No Cathedral)

Hanging File Bar (RSLB)

- Widths: 12", 15", 24", 30", 36"
- Enables the hanging of letter-size files in all storage cabinets with a file drawer
- 12" and 15" hanging/cross file bars are made of plastic, while 24", 30" and 36" hanging file bars are made of metal
- For laminate case units only
- **Finish:** Black

Also available:

Metal Storage Accessories (RBNSA)

- For metal case units only
- **Finish:** Black

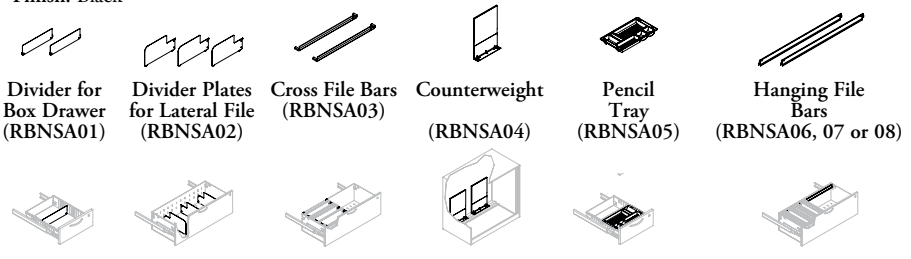

Divider for Box Drawer (RBNSA01) | **Divider Plates for Lateral File (RBNSA02)** | **Cross File Bars (RBNSA03)** | **Counterweight (RBNSA04)** | **Pencil Tray (RBNSA05)** | **Hanging File Bars (RBNSA06, 07 or 08)**

product offering – freestanding storage

All dimensions on this page are actual

Metal Pedestal (BSNS)

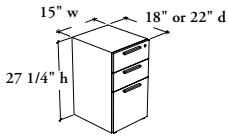

2 box drawers, 1 file drawer (B)

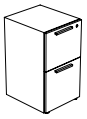

2 file drawers (F)

Metal Mobile Pedestal (BSNM)

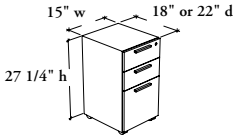

2 box drawers, 1 file drawer (B)

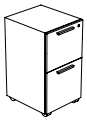

2 file drawers (F)

Pedestal (BSPSS)

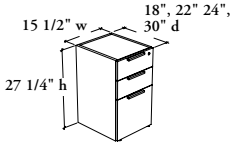

2 box drawers, 1 file drawer (B)



2 file drawers (F)

Mobile Pedestal (BSPMS)

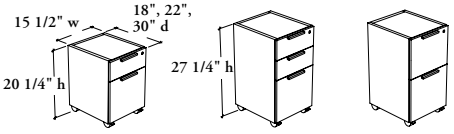

1 box drawer, 1 file drawer (A)

2 box drawers, 1 file drawer (B)

2 file drawers (F)

Mobile Pedestal with Seat Cushion (BSMCS)

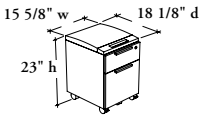

1 box drawer, 1 file drawer (BF)

Suspended Pedestal (BSPUS)

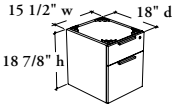

1 box drawer, 1 file drawer (BF)

Metal Combo Pedestal (BSNCP)

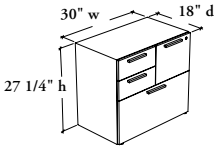

2 box drawers, 1 file drawer, 1 large file drawer

Combo Pedestal (BSCPS)

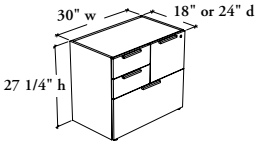

2 box drawers, 1 file drawer, 1 large file drawer

Metal Lateral File (BSNLF)

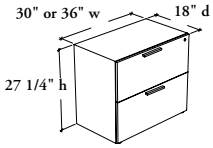

2 large file drawers

Lateral File (BSLFS)

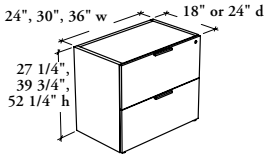

2 large file drawers (as specified)

Storage Cabinet – Solid Doors (BSCDS)

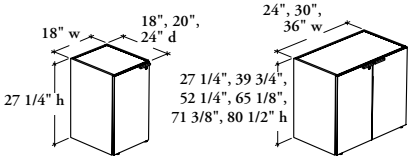

1 door

2 doors

Storage Cabinet – Glass Doors (BSCDGS)

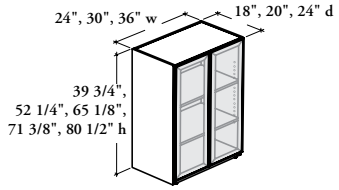

2 doors

product offering – freestanding storage (continued)

All dimensions on this page are actual

Storage Cabinet with Drawer(s) (BSCC)

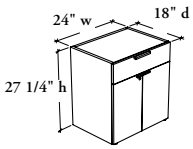

1 drawer

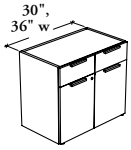

2 drawers

Underworksurface Bookcase (BSUOB)

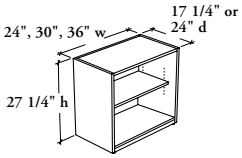

1 adjustable shelf

Mid-Height Stretch Pedestal (BSMPS)

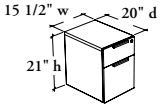

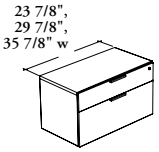

1 box drawer,
1 file drawer

Mid-Height Credenza – Open and Drawers (BSMFL)

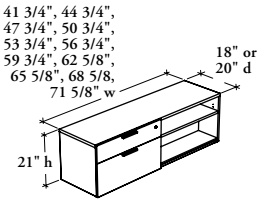

1 box drawer,
1 file drawer,
1 adjust. shelf

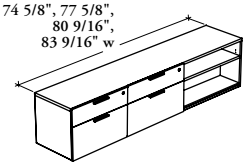

2 box drawers,
2 file drawers,
1 adjust. shelf

Open Tower (BCFSO)

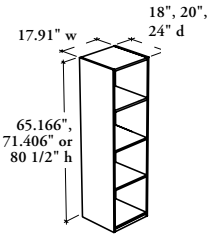

3 adjustable
shelves

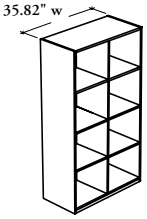

6 adjustable
shelves

Tower with Full Solid Door (BFRL)

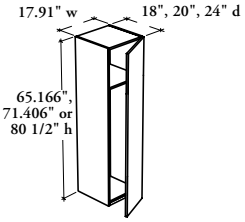

1 wardrobe and
adjustable shelf,
1 rectangular door

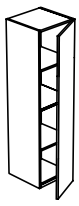

3 adjustable shelves,
1 rectangular door

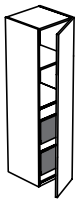

2 inside file drawers,
1 adjustustable shelf,
1 rectangular door

Tower with Full Glass Door (BFRG)

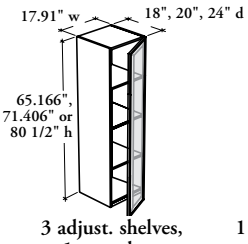

3 adjust. shelves,
1 rect. door

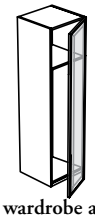

1 wardrobe and
adjust. shelf,
1 rect. door

Tower with Drawers – Solid Door (BFDS)

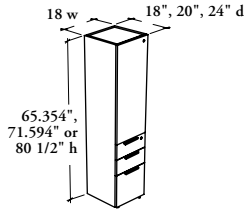

1 door ,
2 box drawers,
1 file drawer (B)

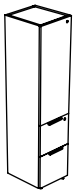

1 door ,
2 file drawers (F)

Tower with Drawers – Open Shelves (BFDOS)

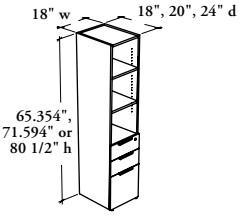

2 adjus. shelves,
2 box drawers,
1 file drawer (B)

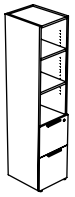

2 adjus. shelves,
2 file drawers (F)

product offering – freestanding storage (continued)

All dimensions on this page are actual

Half Wardrobe Filing Cabinet (BSWFS)

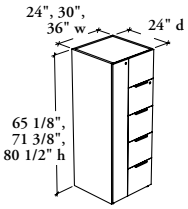

1 half wardrobe,
1 closed storage,
4 file drawers

Half Wardrobe Unit with Drawers – Open Shelves (BSCWOS)

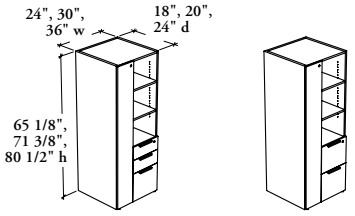

1 half wardrobe,
open shelves,
2 box and 1 file drawers (B)

1 half wardrobe,
open shelves,
2 file drawers (F)

Half Wardrobe Unit with Drawers – Solid Doors (BSCWS)

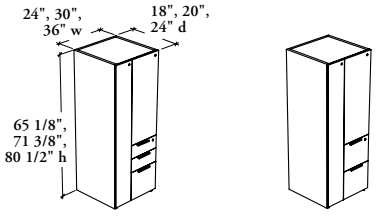

1 half wardrobe,
1 half storage unit,
2 box and 1 file drawers (B)

1 half wardrobe,
1 half storage unit,
2 file drawers (F)

Half Wardrobe Unit with Drawers – Glass Door (BSCWG)

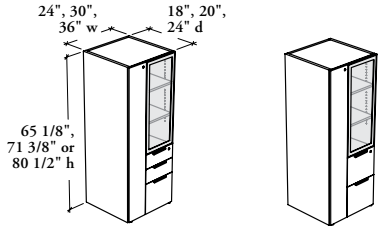

1 half wardrobe,
1 half storage unit,
2 box and 1 file drawers (B)

1 half wardrobe,
1 half storage unit,
2 file drawers (F)

Storage Unit – Solid Doors (BSUS)

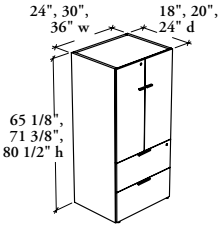

doors,
2 large file drawers

Storage Unit – Open Shelves (BSUOS)

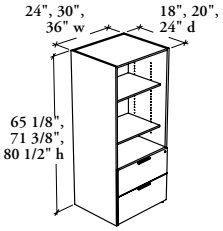

open shelves,
2 large file drawers

Storage Unit – Glass Doors (BSUG)

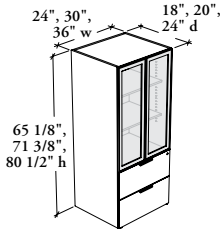

1 storage unit,
2 large file drawers

Storage Unit with Wardrobe – Solid Doors (BSWUS)

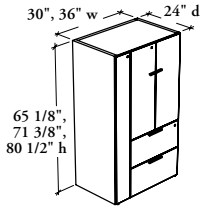

1 half wardrobe,
1 storage unit,
2 large file drawers

4-Door Storage Cabinet – Solid Doors (BSDS)

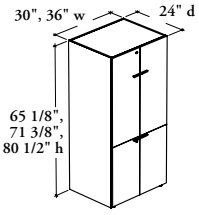

4 solid doors

4-Door Storage Cabinet – Glass Doors (BSDG)

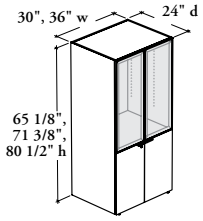

2 glass doors,
2 solid doors

Wardrobe Cabinet – Solid Doors (BSWCS)

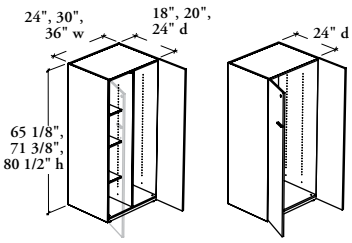

shelves,
divided (D)

undivided (U)

Wardrobe Cabinet – Glass Doors (BSWCG)

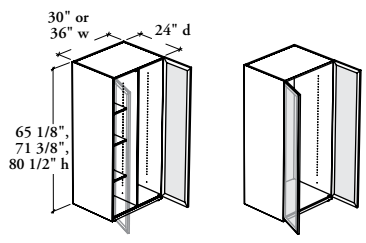

shelves,
divided (D)

undivided (U)

product offering – freestanding storage (continued)

All dimensions on this page are actual

Storage Mounted Bookcase (BSSS)

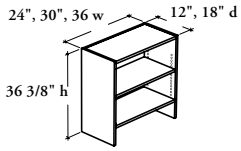

2 shelves

Bookcase (BSOB)

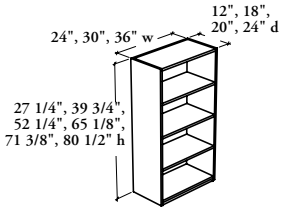

shelves
(as specified)

lock chart – freestanding storage

If specified, all closed storage products come with a lock and key set and can be keyed alike or randomly. A Key Chart must accompany every order, otherwise orders will be shipped keyed randomly

Pedestals (BSNS or BSPSS) or Mobile Pedestals (BSNM or BSPMS)

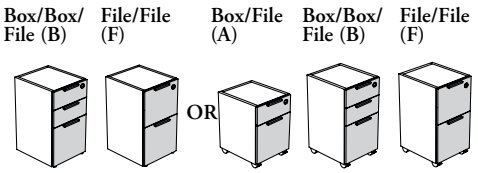

number of locks: 1 x

Mobile Pedestal with Seat Cushion (BSMCS) or Suspended Pedestal (BSPUS)

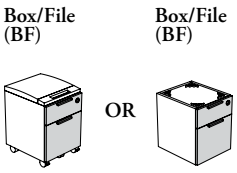

number of locks: 1 x

Combo Pedestals (BSNCP or BSCPS)

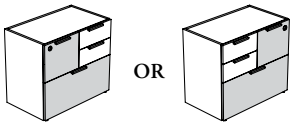

15" w file drawer on Left

15" w file drawer on Right

number of locks: 1 x

Lateral File (BSNLF or BSLFS)

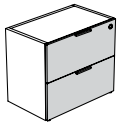

number of locks: 1 x

Storage Cabinet – Doors (BSCDS or BSCDGS)

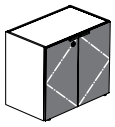

number of locks: 1 x

Storage Cabinet with Drawer(s) (BSCC)

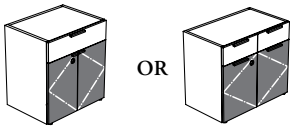

number of locks: 1 x

Underworksurface Bookcase (BSUOB)

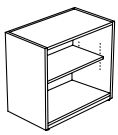

number of locks: 0 x

Mid-Height Stretch Pedestal (BSMPS)

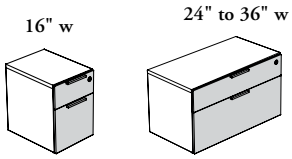

number of locks: 1 x

lock chart – freestanding storage (continued)

Mid-Height Credenza – Open and Drawers (BSMFL)



number of locks	1 x	2 x

Open Tower (BCFSO)

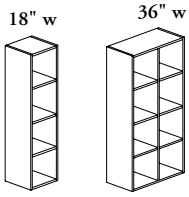

Tower with Full Door – Solid Door (BRFL) or Glass Door (BFRG)

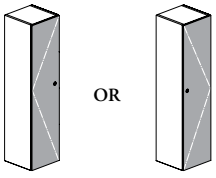

number of locks	0 x	1 x

Tower with Drawers – Solid Door (BFDS)

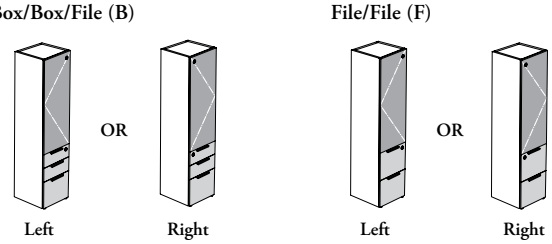

Tower with Drawers – Open Shelves (BFDOS)

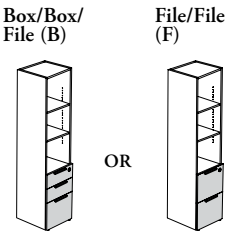

number of locks	2 x	1 x

Lockable Double Doors | Lockable Single Door | Lockable Drawers | Not Lockable

lock chart – freestanding storage (continued)

Half Wardrobe Filing Storage (BSWFS)

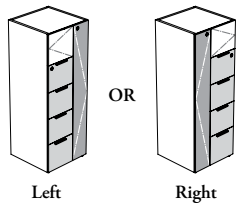

Half Wardrobe Unit with Drawers – Open Shelves (BSCWOS)

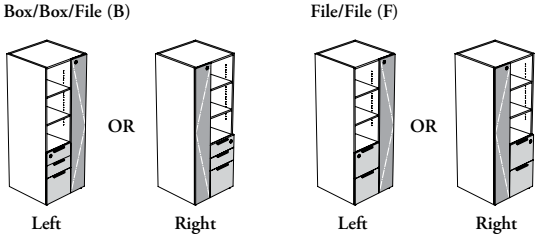

number of locks	2 x	2 x

Half Wardrobe Unit with Drawers – Solid Doors (BSCWS) or Glass Door (BSCWG)

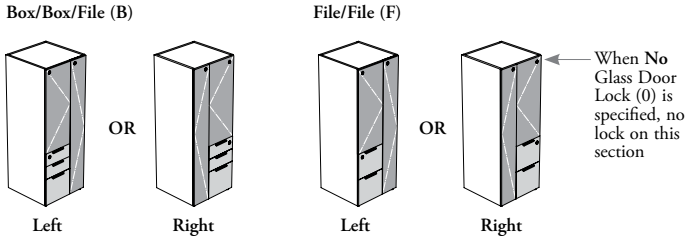

Storage Unit – Soild Doors (BSUS) or Glass Doors (BSUG)

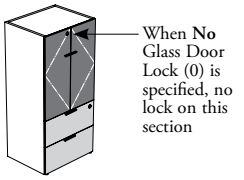

number of locks	Solid Doors = 3 x YES (1) Glass Door Lock = 3 x NO (0) Glass Door Lock = 2 x	Solid Doors = 2 x YES (1) Glass Door Lock = 2 x NO (0) Glass Door Lock = 1 x

Storage Unit – Open Shelves (BSUOS)

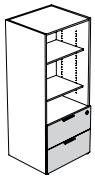

Storage Unit with Wardrobe – Solid Doors (BSWUS)

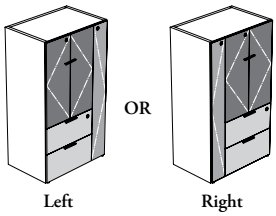

4-Door Storage Cabinet – Solid Doors (BSDS) or Glass Doors (BSDG)

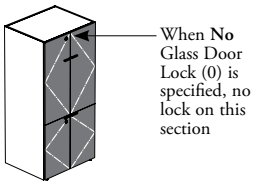

number of locks	1 x	3 x	Solid Doors = 2 x YES (1) Glass Door Lock = 2 x NO (0) Glass Door Lock = 1 x

lock chart – freestanding storage (continued)

Wardrobe Cabinet – Solid Doors (BSWCS) or Glass Doors (BSWCG)

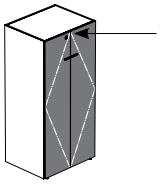

When **No** Glass Door Lock (0) is specified, no lock on this section

number of locks	Solid Doors = 1 x YES (1) Glass Door Lock = 1 x NO (0) Glass Door Lock = 0 x

Storage Mounted Bookcase (BSSS)

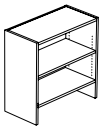

number of locks	0 x

Bookcase (BSOB)

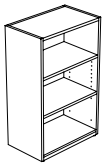

number of locks	0 x

Lockable Double Doors | Lockable Single Door | Lockable Drawers | Not Lockable

freestanding storage finishes

For an overview of which products are offered in Flintwood finishes, refer to the Expansion Casegoods product map on Teknion's website

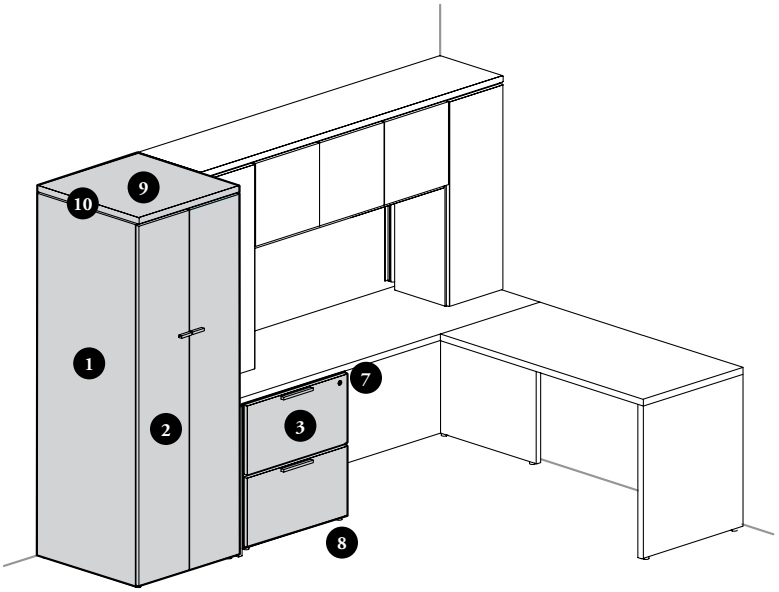

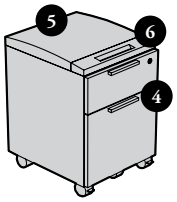

solid product finishes

1 Laminate Case (Shown) and Laminate Shelves (BSHS, BSHT or BSHB)
Laminate Finishes:
– Source Laminate
– Flintwood (No Cathedral) (If Applicable)

Metal Case Finishes:
– Foundation
– Mica
– Coordinate Colors (Laminate Fronts only)

2 Door and 3 Drawer Fronts for Standard Freestanding Storage
Solid Front Finishes:
– Source Laminate
– Foundation Laminate (If Applicable)
– Grade 2 Laminate (No Accents)
– Flintwood (No Cathedral)

- Flintwood colors are **not** available with metal case unit
- Edge Trim finish on door and/or drawer front always match door and/or drawer front finish

Metal Front Finishes (metal case units only):
– Foundation
– Mica

Drawer and Door Fronts for Towers
Finishes:
– Source Laminate
– Grade 2 Laminate (No Accents)
– Flintwood (No Cathedral)

- Edge Trim finish on door and drawer front always match door and drawer front finish

4 Pull
Finishes:
– Foundation
– Mica

- Hardware will match Pull finish if visible

Coat Rod
Finish:
– Chrome

Coat Hook
Finish:
– Platinum Coordinate

5 Seat Upholstery
Fabrics or Leather:
– Teknion Standard Seating Fabrics or Leather

6 Soft Molded Foam Handle
Finish:
– Black

7 Lock & Key
Finish:
– Brushed Chrome

8 Leveler
Finish:
– Black

9 Top for Storage Cabinets (B_NSTR or B_STR)
Finishes:
– Source Laminate
– Foundation Laminate
– Grade 2 Laminate (No Accents)

10 Top for Storage Cabinets Edge Trim
Edge Trim Style:
– Straight Trim (3mm) (6)
– Flat Trim (1.5mm) (8)

Top finish restrictions:

Worksurface Thickness	Top Finish	Edge Trim Style	Edge Trim Finish
D 1"	Source Laminate	6	Edge Trim Colors*
M 1 3/16"	Foundation Laminate	6 or 8	Edge Trim Colors*
	Gr. 2 Lam. (No Accents)	8	Edge Trim Colors
X 1 9/16"	Foundation Laminate**	6	Edge Trim Colors**

* Except Black Matte, Baltic Ply, Clay Matte and Fossil Matte for Edge Trim Style (6) only

** Storm White, Very White, Crisp Grey, Soft Gris or Wood Prints only

freestanding storage finishes (continued)

glass product and towers finishes

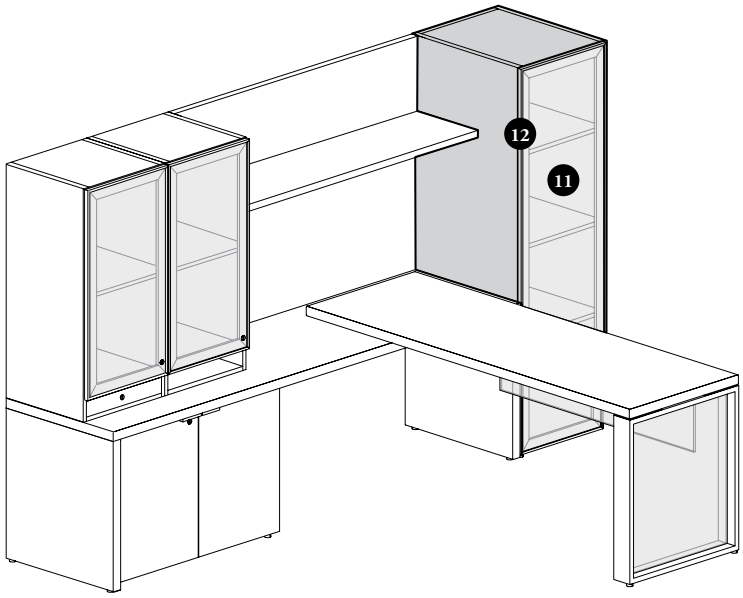

11 Glass Door

Finishes:

– Standard: Clear (CL)
– Standard Frosted (FT) is a single-sided etched tempered glass which is facing inward of desk
– Back-Painted

• When a wardrobe with Full Glass Door (BFRGW, BSWCGU or BFCGFW) is specified only Standard glass (Frosted (FT)) or Back-Painted glass is available

12 Glass Door Frame

Finishes:

– Foundation
– Mica
– Accent
– Clear Anodized (AC)

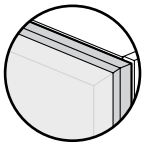

Framed

• When Clear (CL) or Frosted (FT) glass finish is specified, the door is framed

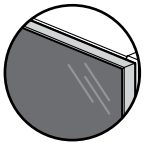

Frame Less Look

• When Back-Painted glass finish is specified, the glass is glued on the frame for a frameless appearance

coordinate colors listing

The Coordinate Colors are solid colors that can be used to match wood prints. They are **not** available in the Fabric and Finishes Program

• Finishes:

M8 Royal Cherry
NB Ivory Birch
NC Provincial Oak
ND Coastal Elm
NJ Notherm Ash
NN Essential Oak
NW Essential Walnut
NX Smoked Oak
PU Basalt Walnut
PZ Craft Walnut
Q6 Stainless
Q9 Mercurial Walnut
R9 Choice Maple
V1 Estate Cherry
VD Campus Oak
VV Pecan Reflect

grain direction – freestanding storage

freestanding storage

- Door grain direction will always be vertical
- Drawer front grain direction will vary depending on product and finish selected

Cathedral Grain Pattern:

towers & mid-height storage

Source Laminate
- 3A – 3B – 3C – 3D – 3E – 3L – 3M – 3X – 8E – 8R – 8S – XQ – XR – 86 – 87 – 88

Foundation Laminate
- 2A – 2B – 2C – 2D – 2E – 2L – 2M – 2X – 7B – 7M – 7S – 7U – 7V – 7Z – RQ – YR

For colors listed above, the Cathedral Grain Pattern for door and drawer fronts will be book-matched

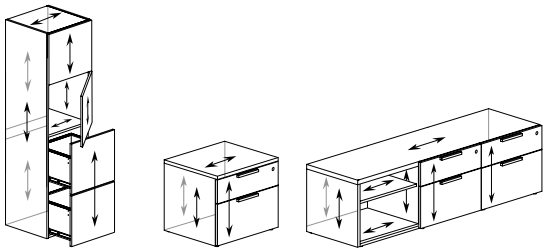

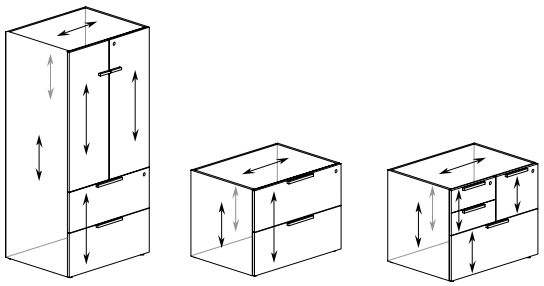

Straight Grain Pattern:

Source Laminate
- 3F – 3K – XJ

Foundation Laminate
- 2F – 2K – JG

Flintwood
- FC – FD – FM – FN – FX – NR – NT – VA – VB – VZ – 5N – 5P – 5Q – 5R – 5S – 5T – 5V – 5W – 5Z

For colors listed above, the Straight Grain Pattern for drawer fronts will be vertical

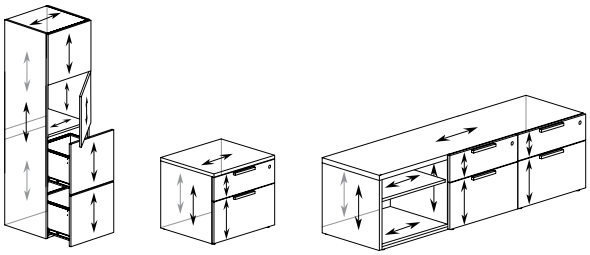

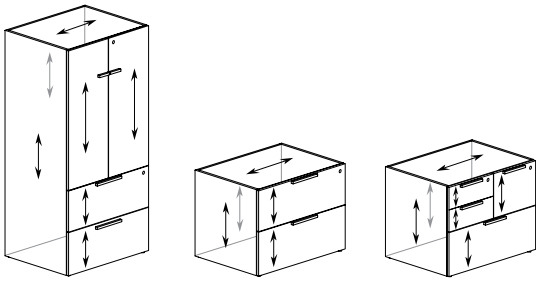

workwall storage

workwall storage

UNDERSTANDING WORKWALL MODULES FOR CANTILEVER RUN-OFF 360

UNDERSTANDING WORKWALL KNEESPACE MODULES 361

WORKWALL MODULES FOR CANTILEVER RUN-OFF COMPONENTS . 364

WORKWALL MODULES FOR CANTILEVER RUN-OFF BASICS . . . 366

WORKWALL KNEESPACE MODULE COMPONENTS 367

WORKWALL KNEESPACE MODULE BASICS 370

WORKWALL KNEESPACE MODULE REMOVABLE FRONT PANEL WIDTHS 373

UNDERSTANDING WORKWALL BOOKCASES – MID – 21" H. . . . 378

WORKWALL BOOKCASE – MID – 21" H COMPONENTS 380

WORKWALL BOOKCASE – MID – 21" H BASICS 381

OPEN COMPARTMENT WIDTHS – WORKWALL BOOKCASE – MID – 21" H 383

INTERIOR CLEARANCE – WORKWALL BOOKCASE – MID – 21" H. . . 384

PLANNING WITH WORKWALL MODULES & WORKWALL CREDENZAS FOR HEIGHT-ADJUSTABLE CANTILEVER RUN-OFF – MID – 21" H 385

PLANNING WITH WORKWALL KNEESPACE MODULES & WORKWALL BOOKCASES – MID – 21" H. 386

WORKWALL STORAGE – INTEGRAL TOP – 29" H BASICS. 388

workwall storage (continued)

WORKWALL CABINET & STRETCH PEDESTAL – MID – 21" H BASICS 391

INTERIOR CLEARANCE – WORKWALL CABINET – MID – 21" H 392

UNDERSTANDING WORKWALL CREDENZAS – MID – 21" H. . . . 393

WORKWALL CREDENZA – MID – 21" H COMPONENTS 397

WORKWALL CREDENZA – MID – 21" H BASICS. 400

WORKWALL CREDENZAS – HEIGHT-ADJUSTABLE CANTILEVER – RUN-OFF – MID – 21" H – BASICS 403

WORKWALL CREDENZAS FOR FIXED OR HEIGHT-ADJUSTABLE WORKSURFACES – DRAWER WIDTHS 405

INTERIOR CLEARANCE – WORKWALL CREDENZA – MID – 21" H . . 416

FILING DRAWER CAPACITIES – WORKWALL CREDENZAS – MID – 21" H FOR FIXED OR HEIGHT-ADJUSTABLE WORKSURFACES 417

PLANNING WORKWALL CREDENZAS – MID – 21" H FOR FIXED OR HEIGHT-ADJUSTABLE WORKSURFACES 418

PRODUCT OFFERING – WORKWALL STORAGE 419

LOCK CHART – WORKWALL STORAGE. 422

CONNECTING DEVICES – WORKWALL STORAGE 425

WORKWALL STORAGE FINISHES 426

GRAIN DIRECTION – WORKWALL STORAGE 428

understanding workwall modules for cantilever run-off

All dimensions in this section are nominal

workwall modules for cantilever run-offs

- Two styles can be specified:
  - for Height-Adjustable Cantilever Run-Off (BHKHC)
  - for Fixed-Height Cantilever Run-Off (BHKFC)
- Can support Wall Panels (B_WCC, B_WCO, B_WAA, B_WOO, B_WMD, B_WMO or B_WMM)
- For more details on Workwall Modules for Cantilever Run-Off Applications, refer to page 385

Workwall Module – Height-Adjustable Cantilever Run-Off (BHKHC)

Only compatible with the following worksurfaces:

For more details on theses products listed below, refer to Multi-Level Workstations Section

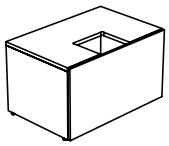

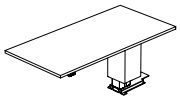

Height-Adjustable Cantilever Rectangular Run-Off (BH_CR)

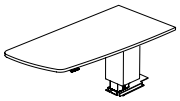

Height-Adjustable Cantilever Wing Shape Run-Off (BH_CP)

Workwall Module – Fixed-Height Cantilever Run-Off (BHKFC)

Only compatible with the following worksurfaces:

For more details on theses products listed below, refer to Multi-Level Workstations Section

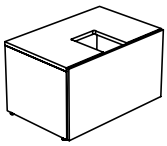

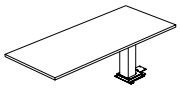

Fixed-Height Cantilever Rectangular Run-Off (B_MCR)

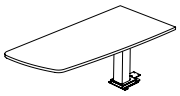

Fixed-Height Cantilever Wing Shape Run-Off (B_MCP)

understanding workwall kneespace modules

workwall kneespace modules

- Two styles can be specified:
  - **Standard:**
    Fixed or Height-Adjustable Worksurfaces (BHKHW, BHKHF or BHKFW)
  - **Full-Modesty:**
    Fixed or Height-Adjustable Worksurfaces (BHKHM, BHKHL or BHKFR)
- Can support Wall Panels (B_WCC, B_WCO, B_WAA, B_WOO, B_WMD, B_WMO or B_WMM)
- For more details on Workwall Kneespace Module Applications, refer to page 386

standard style

Workwall Kneespace Module – Height-Adjustability (BHKHW)

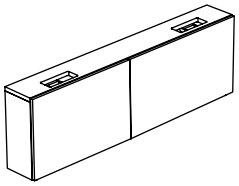

Only products illustred below can be installed on this module:

For more details on theses products listed below, refer to Multi-Level Workstations Section

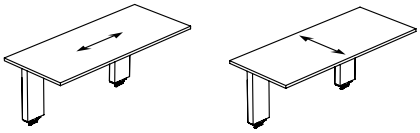

Height-Adjustable Rectangular Worksurfaces (BH_RL or BH_RC)

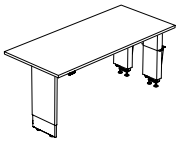

Height-Adjustable Rectangular Peninsula (BH_RP)

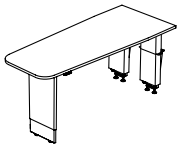

Height-Adjustable Tapered Peninsula (BH_TP)

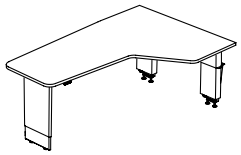

Height-Adjustable Extended Tapered Peninsula (BH_PE)

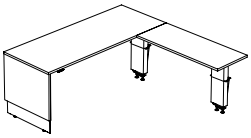

Height-Adjustable L-Shape Run-Off (BH_LB)

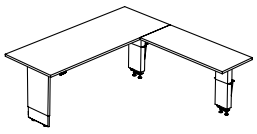

Height-Adjustable L-Shape Peninsula (BH_L)

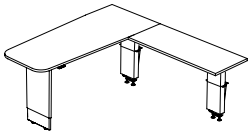

Height-Adjustable L-Shape Tapered Peninsula (BH_LT)

For more details on theses products listed below, refer to Meeting Tables Section

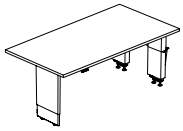

Height-Adjustable Rectangular Meeting Peninsula (B_HRW)

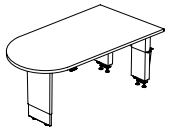

Height-Adjustable D-Shape Meeting Peninsula (B_HDW)

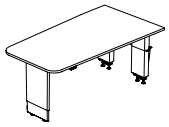

Height-Adjustable Tapered Meeting Peninsula (B_HBW)



Height-Adjustable Diamond Meeting Peninsula (B_HPW)

understanding workwall kneespace modules (continued)

standard style (continued)

Workwall Kneespace Module – Height-Adjustability and Fixed Worksurface (BHKHF)

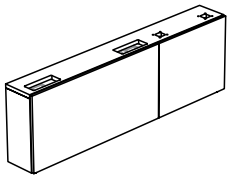

Only products illustred can be installed on this module:

For more details on theses products listed below, refer to Multi-Level Workstations Section

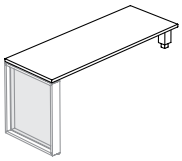

Fixed Run-Off – Mid-Height (BM_R)

For more details on this product, refer to page 101 and following pages

+

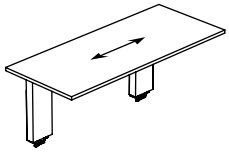

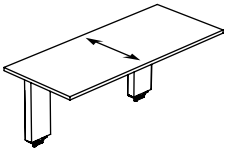

Height-Adjustable Rectangular Worksurfaces (BH_RL or BH_RC)

+

For more details on theses products listed below, refer to Meeting Tables Section

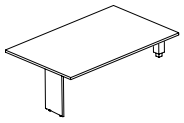

Fixed Rectangular Meeting Peninsula (BC_FR)

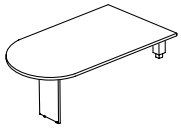

Fixed D-Shape Meeting Peninsula (BC_FD)

Workwall Kneespace Module – Fixed Worksurface (BHKFW)

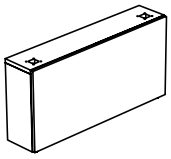

Only products illustred can be installed on this module:

For more details on theses products listed below, refer to Multi-Level Workstations Section

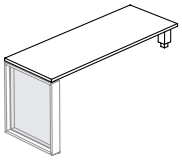

Fixed Run-Off – Mid-Height (BM_R)

For more details on this product, refer to page 101 and following pages

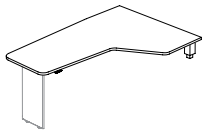

Fixed Extended Tapered – Mid-Height (BM_EP)

For more details on this product, refer to page 102 and following pages

For more details on theses products listed below, refer to Meeting Tables Section

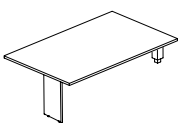

Fixed Rectangular Meeting Peninsula (BC_FR)

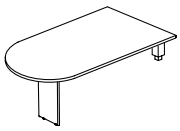

Fixed D-Shape Meeting Peninsula (BC_FD)

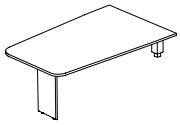

Fixed Tapered Meeting Peninsula (BC_FT)

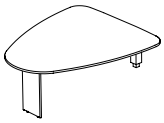

Fixed Diamond Meeting Peninsula (BC_FP)

understanding workwall kneespace modules (continued)

workwall kneespace modules (continued)

full-modesty style

Can be specified with or wihtout Extension Panel, three styles available:

- No Extension Panel (N)
- With Extension Panel – Solid Colors/Horizontal (E)
- With Extension Panel – Vertical (V)

for more details, refer to page 369

Workwall Kneespace Module for Full-Modesty Height-Adjustable Run-Off (BHKHM)

Only product illustred below can be installed on this module:

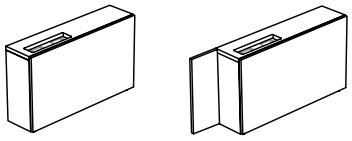

No Extension Panel (N) | With Extension Panel (E or V)

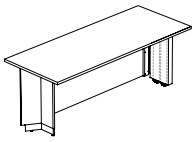

Full-Modesty Height-Adjustable Run-Off (BF_R)

Workwall Kneespace Module for Full-Modesty Height-Adjustable Extended or "L" Run-Off (BHKHL)

Only products illustred below can be installed on this module:

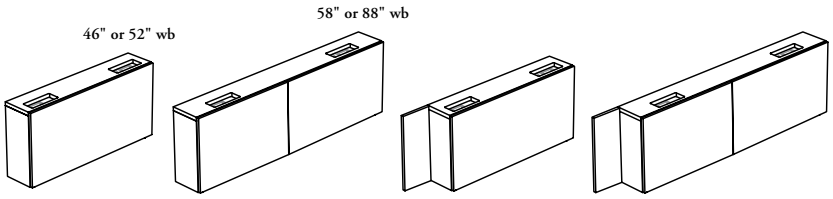

No Extension Panel (N) | With Extension Panel (E or V)

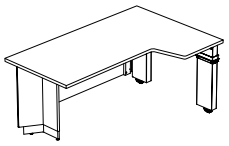

Full-Modesty Height-Adjustable Run-Off (BF_E)

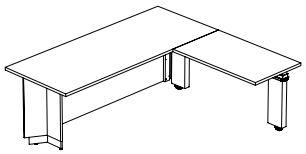

Full-Modesty Height-Adjustable Run-Off (BF_L)

Workwall Kneespace Module for Full-Modesty Fixed Run-Off (BHKFR)

Only product illustred below can be installed on this module:

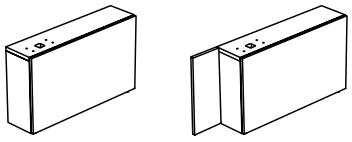

No Extension Panel (N) | With Extension Panel (E or V)

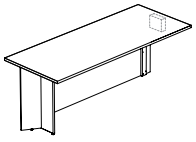

Full-Modesty Fixed Run-Off (BF_MR)

workwall modules for cantilever run-off components

The following should be considered when planning with Expansion Casegoods Workwall Modules for Height-Adjustable or Fixed-Height Cantilever Run-Offs.

components & cable routing for height-adjustable cantilever run-off configurations

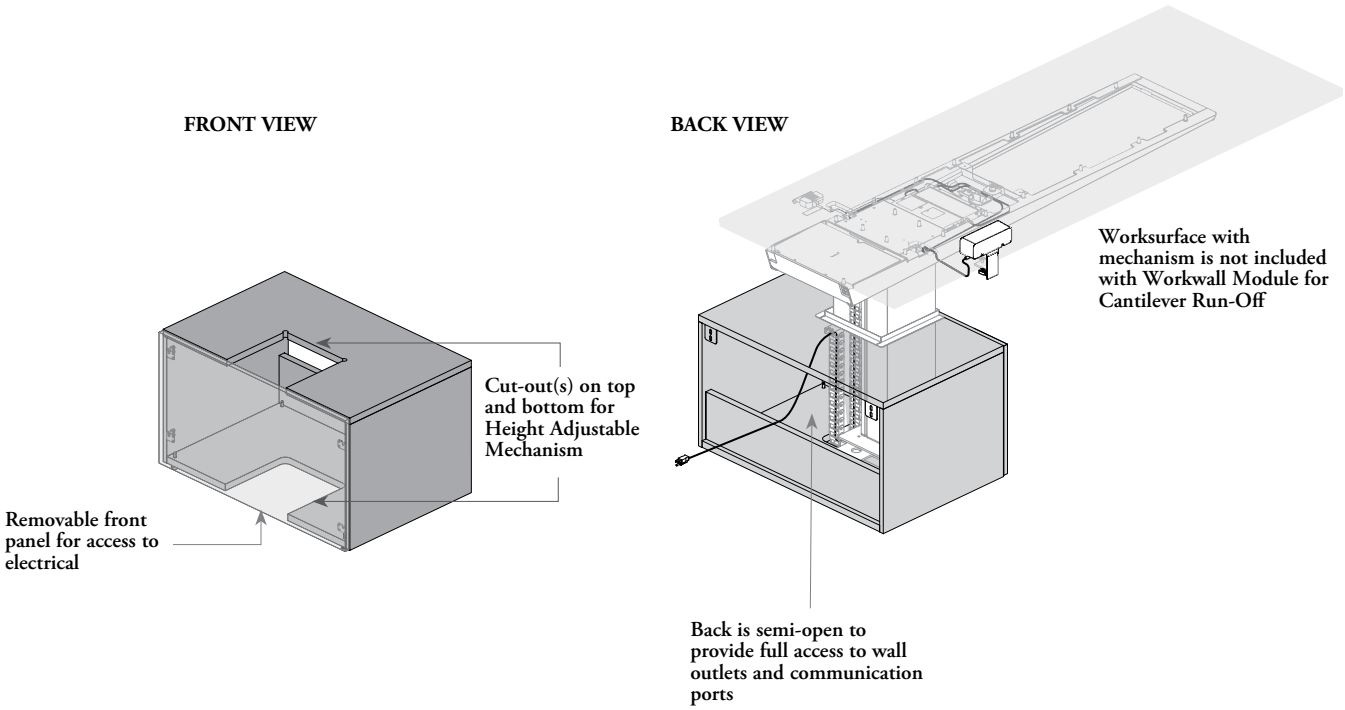

user kneespace

(Height-Adjustable Cantilever Rectangular Run-Off (BH_CR) (Shown) and Height-Adjustable Cantilever Wing Shape Run-Off (BH_CP))

24" Storage Depth

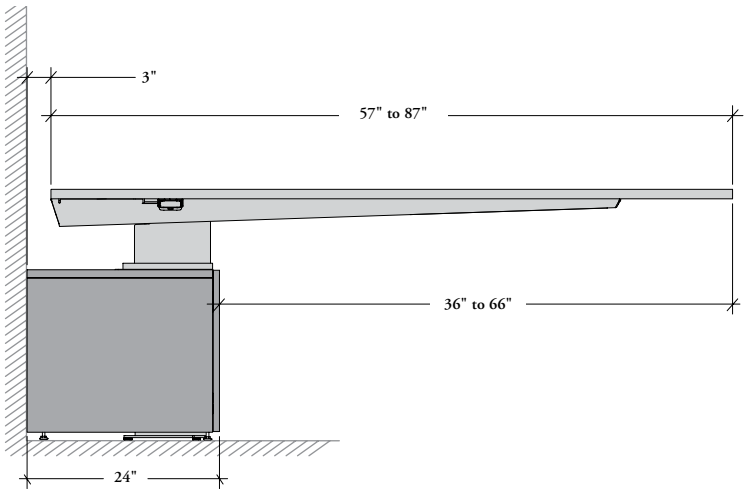

workwall modules for cantilever run-off components (continued)

components & cable routing for fixed-height cantilever run-off configurations

FRONT VIEW

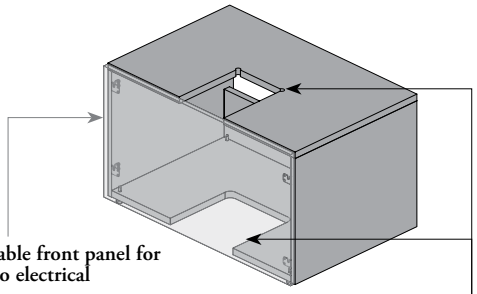

Removable front panel for access to electrical

Cut-out(s) on top and bottom for fixed height cantilever support

BACK VIEW

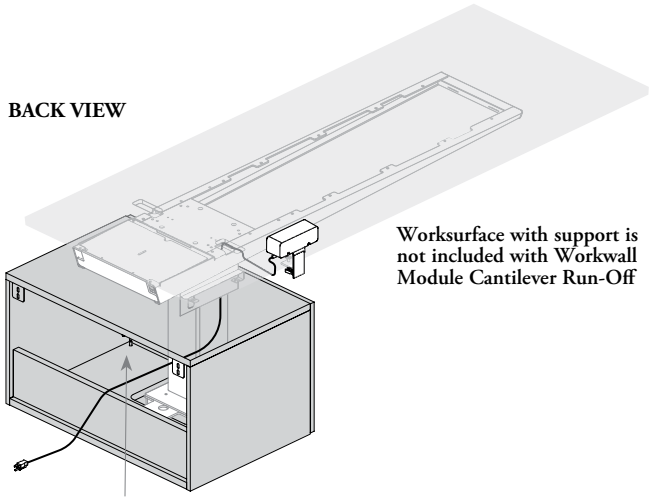

Worksurface with support is not included with Workwall Module Cantilever Run-Off

Back is semi-open to provide full access to wall outlets and communication ports

user kneespace

(Fixed-Height Cantilever Rectangular Run-Off (B_MCR) (Shown) and Fixed-Height Cantilever Wing Shape Run-Off (B_MCP))

20" Storage Depth

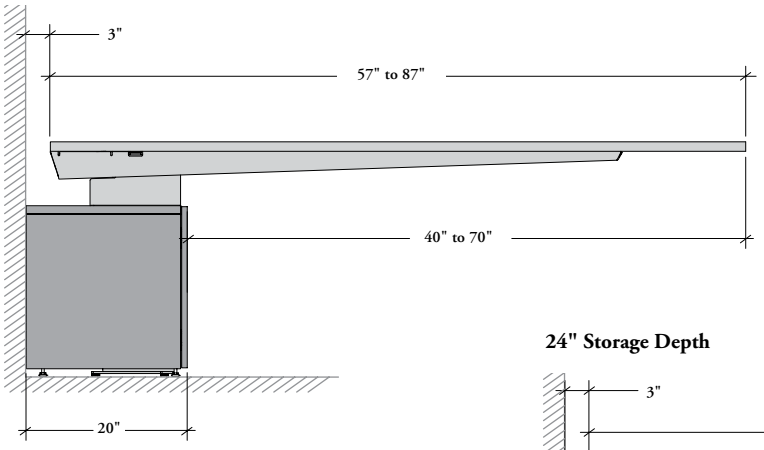

24" Storage Depth

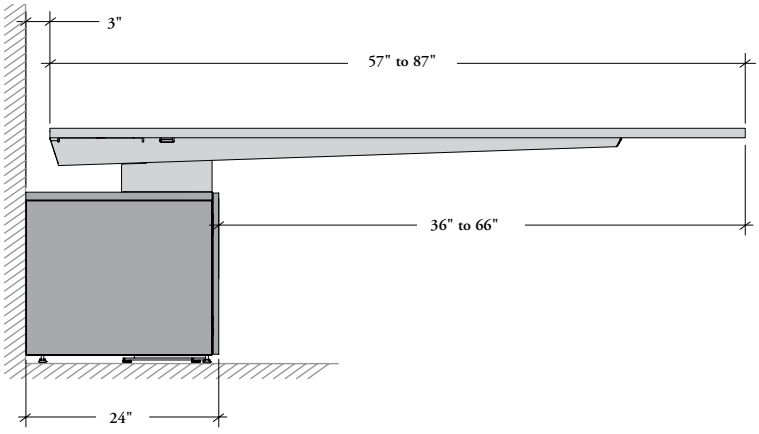

workwall modules for cantilever run-off basics

Expansion Casegoods Workwall Cantilever Run-Off Modules are only compatible with cantilever run off Worksurfaces.

- Must be installed against a building wall
- Wall anchoring is recommended for optimal stiffness but is **not** mandatory
- **Do not** require attachment to another Freestanding or Workwall Storage unit. However, when connected together, they ensure a perfect installation

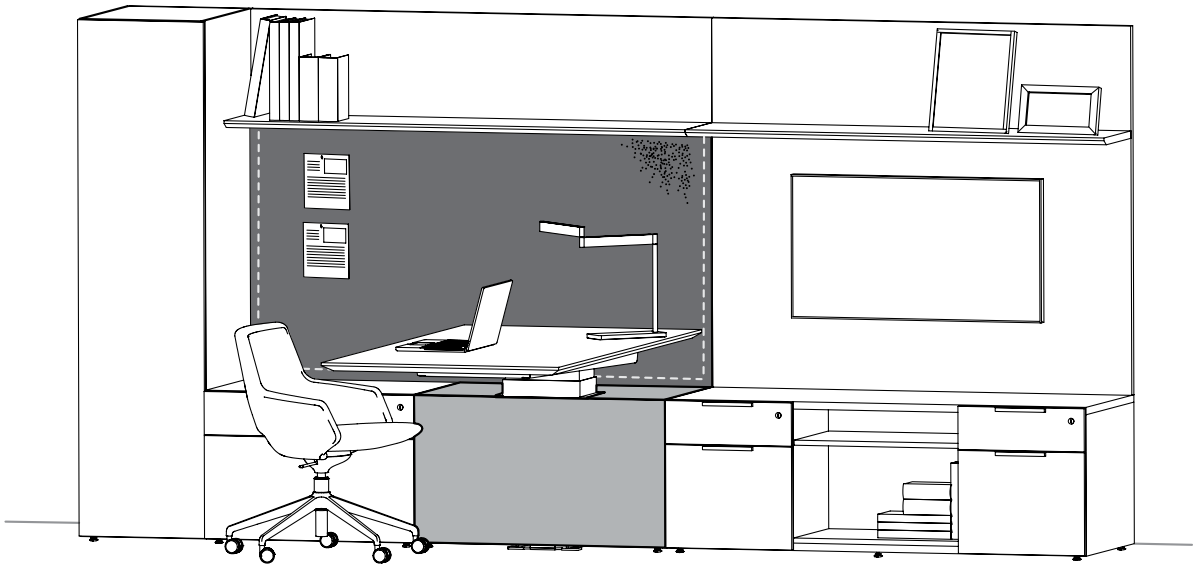

Workwall Module for Height-Adjustable Cantilever Run-Off (BHKHC) (Shown)

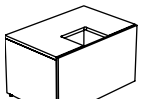

Workwall Module for Height-Adjustable Cantilever Run-Off (BHKHC) or Workwall Module for Fixed-Height Cantilever Run-Off (BHKFC)

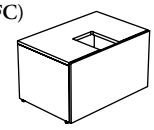

- Depth:
  - 24" (BHKHC)
  - 20" and 24" (BHKFC)
- Width: 30" and 36"
- Height: 21"
- Include levelers with a 1" adjustment range
- Features a front removable panel for easy installation and access to the wall behind, as well as convenient cable management
- A Wall Panel is **not** mandatory for mounting fixed or Height Adjustable Worksurface
- Storage is non-handed
- Can support Wall Panels (B_WCC, B_WCO, B_WAA, B_WOO, B_WMD, B_WMO or B_WMM)
- Back is partially open to provide wall access (electricity management)

workwall kneespace module components

components & cable routing for fixed-height cantilever run-off configurations

FRONT VIEW

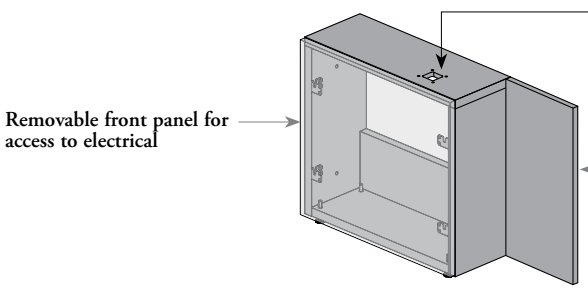

When specified a Extension Panel can be included to support the Wall Panel. A Extension Panel can only be specified with Workwall Kneespace Module – Full-Modesty Fixed Run-Off (BHKFR). Refer to page 369 for more details

BACK VIEW

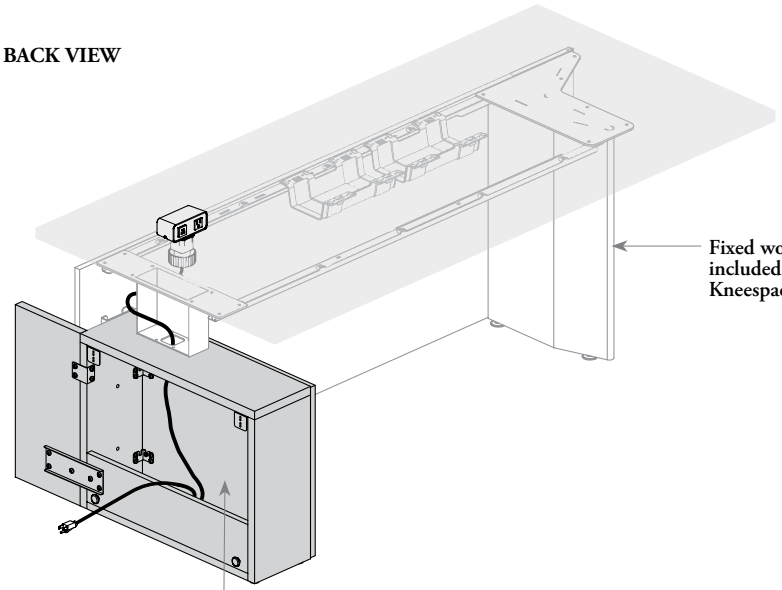

workwall kneespace module components (continued)

components & cable routing for height-adjustable configurations (standard (shown) or full-modesty style)

A Extension Panel can be specified to support a Wall Panel. Refer to the following page for more details

FRONT VIEW

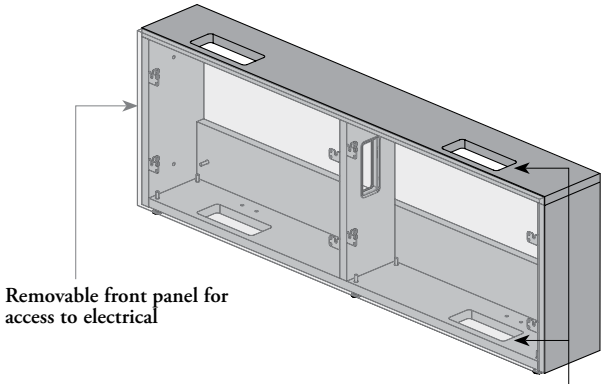

Removable front panel for access to electrical

Cut-out(s) on top and bottom for Height-Adjustable Mechanism

BACK VIEW

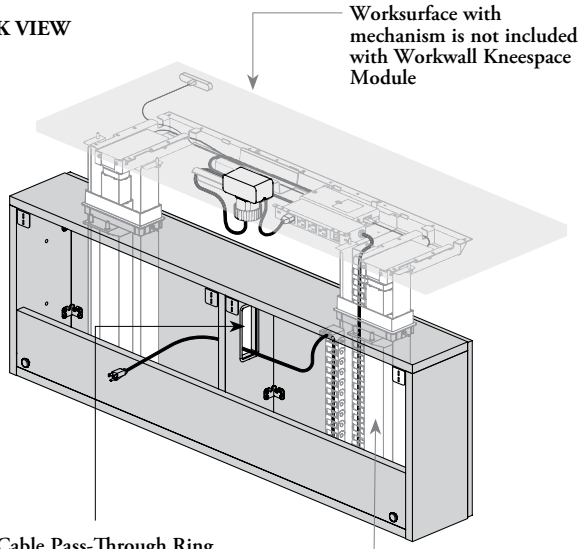

Worksurface with mechanism is not included with Workwall Kneespace Module

A Cable Pass-Through Ring is also included to pass cables through different compartment of the module and available in Platinum Grey colors

Back is semi-open to provide full access to wall outlets and communication ports

user kneespace

(Height-adjustable Rectangular Worksurfaces (BH_RL or BH_RC) (Shown), Height-Adjustable L-Shape for Workstations (BH_LB, BH_L or BH_LT) and Full-Modesty Height-Adjustable L-Shape Run-Off – Offset Base (BF_L))

21" Worksurface Width

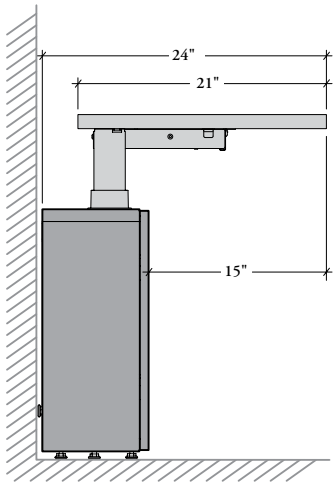

24" Worksurface Width

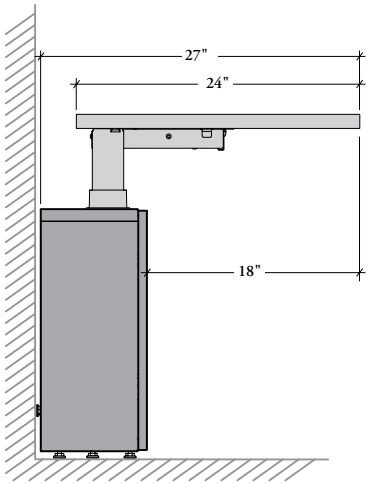

27" Worksurface Width

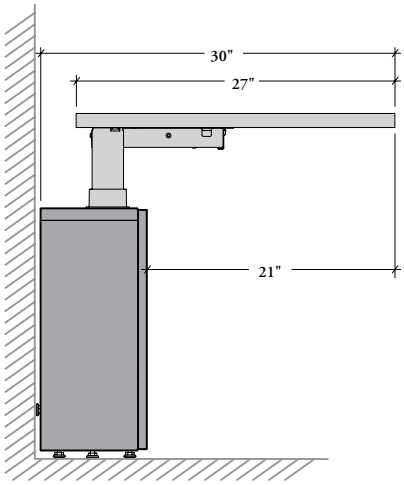

workwall kneespace module components (continued)

extension panel applications for full-modesty style only– fixed-height or height-adjustable configurations

Three Extension Panel options are available:

no extension panel (N)

Workwall Kneespace Module – Full-Modesty can be specified without Extension Panel when:

– **no** Wall Panel is needed on top of the module
– **no** storage is needed on the visitor side

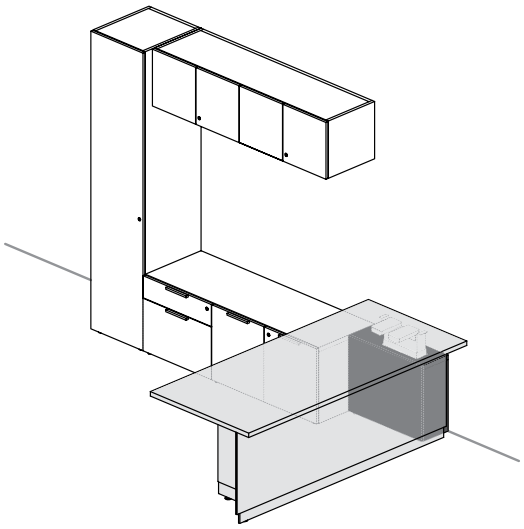

with extension panel – solid colors/horizontal (E) or – vertical (V)

Three Extension Panel are available to fit with Wall Panel Grain:

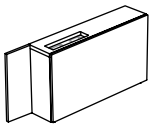

Extension Panel with Solid Colors (E)

OR

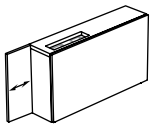

Extension Panel with Horizontal Grain (E)

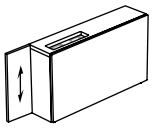

Extension Panel with Vertical Grain (V)

The Extension Panel has two purposes:

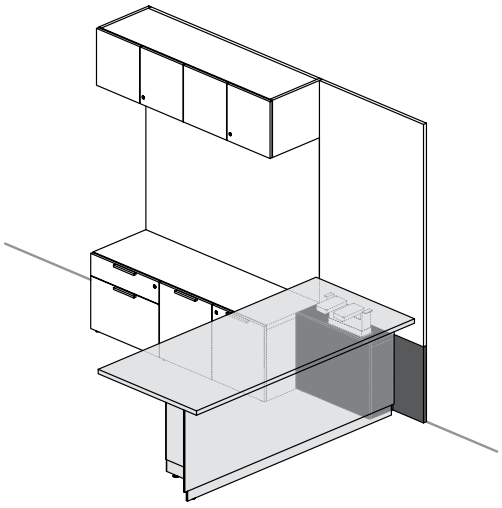

It must be specified when a wall panel is installed on a Workwall Kneespace Module for Full-Modesty. The Extension Panel **not** only offers support to the wall panel but also ensures that the worksurface depth remains completely enclosed within the wall panel

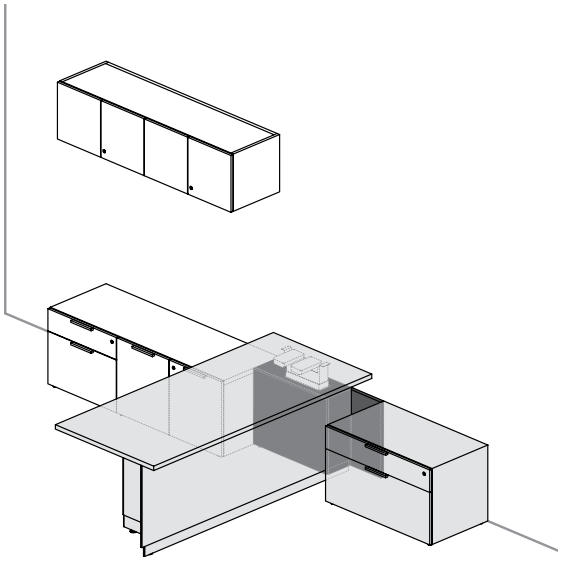

It provides a continuous aesthetic with storage on visitor side. It also preserves the mandatory 1-inch pinch gap for height-adjustable worksurface when specified with storage

workwall kneespace module basics

Expansion Casegoods Workwall Kneespace Modules can be used with Fixed and/or Height-Adjustable Worksurfaces to create diverse workstation configurations.

- **The installation of the Workwall Kneespace Modules for Height-Adjustability relies on the structural wall it is anchored to. The warranty on the Workwall Kneespace Module applies only to the product itself, and not to the durability of the wall. Installation on building/structural walls that do not meet local code requirements will affect the safety and durability of the product**
- The Workwall Kneespaces Modules (**BHKHW, BHKHM, BHKHL and BHKHF**) must always be anchored to the wall. Depending on the wall condition or the geographic region, especially for seismic zones, an engineer of record could have to evaluate the wall capabilities to support this product
- In addition to wall anchoring, when planning with Workwall Kneespace Module – Full-Modesty (BHKFR or BHKHM) it is recommended to link the module to another Workwall Storage or Freestanding Storage on the user side for optimal stiffness (hardware supplied)
- When using a Workwall Kneespace Module – Fixed Worksurface (BHKFW), wall anchored is recommended for optimal stiffness but is **not** mandatory
- When using a Workwall Kneespace Module – Full-Modesty Fixed Run-Off (BHKFR), it must be wall anchored

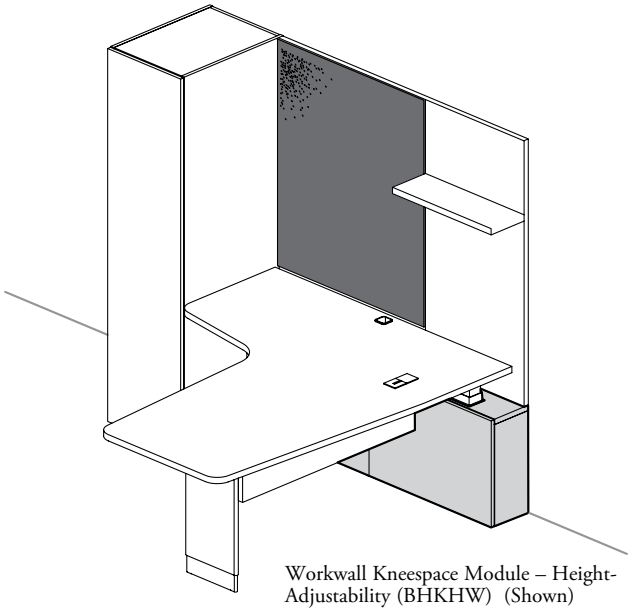

Workwall Kneespace Module – Height-Adjustability (BHKHW) (Shown)

- All Workwall Kneespace Module styles (Standard or Full-Modesty) provide maximum knee clearance
- Workwall Kneespace Module **does not** require attachment to another Freestanding or Workwall Storage unit. However, when connected together, they ensure a perfect installation. Refer to page 425 for more details
- Only a freestanding mid-height storage can be used in front of the module
- Includes removable front panel to access the wall behind and to allow cable management
- Height: 21"
- Depth: 9"
- Include levelers with a 1" adjustment range
- A Wall Panel is **not** mandatory for mounting fixed or Height-Adjustable Worksurface

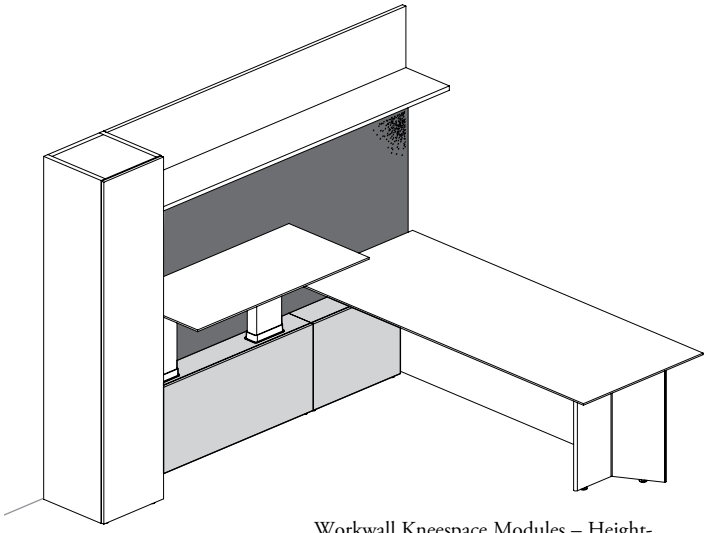

Workwall Kneespace Modules – Height-Adjustability (BHKHW) and – Full-Modesty Height-Ajustable Run-Off (BHKHM) (Shown)

workwall kneespace module basics (continued)

standard style

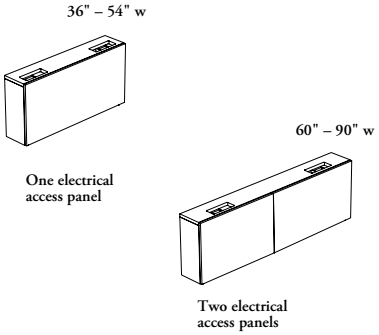

Workwall Kneespace Module – Height-Adjustability (BHKHW)

- Widths: 36" to 90" (6" increments)
- Can be used with:
  - Height-Adjustable Rectangular Worksurfaces – Mid-Height (BH_RL or BH_RC)
  - Height-Adjustable Peninsulas – Bevel Post Leg (BH_RP, BH_TP or BH_PE)
  - Height-Adjustable L-Shaped Worksurfaces (BH_LB, BH_L or BH_LT)
  - Height-Adjustable Meeting Peninsulas (B_HRW, B_HDW, B_HBW or B_HPW)
- On-module application only

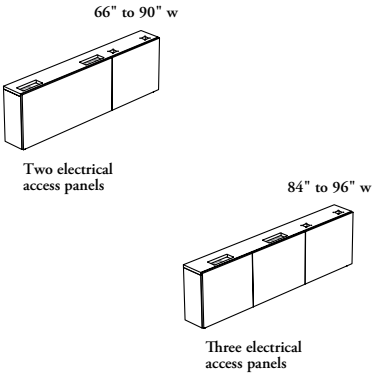

Workwall Kneespace Module – Height-Adjustability and Fixed Worksurface (BHKHF)

- Widths: 66" to 96" (6" increments)
- Can accomodate Run-Off Depths: 24" to 36" (6" increments)
- Run-Off Configuration:
  - Left (L)
  - Right (R) (Shown)
- Can be used with:
  - Height-Adjustable Rectangular Worksurfaces – Mid-Height (BH_RL or BH_RC)
  - Fixed Run-Off – Mid-Height (BM_R)
  - Fixed Meeting Peninsulas (BC_FR or BC_FD)

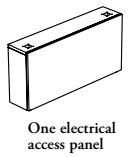

Workwall Kneespace Module – Fixed Worksurface (BHKFW)

- Can accomodate Worksurface Depths: 36" to 60" (6" increments)
- Can be used with:
  - Fixed Run-Off – Mid-Height (BM_R)
  - Fixed Extended Tapered Peninsula – Mid-Height (BM_EP)
  - Fixed Meeting Peninsulas (BC_FR, BC_FD, BC_FT or BC_FP)

workwall kneespace module basics (continued)

full-modesty style

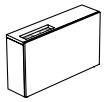

One electrical access panel and No Extension Panel

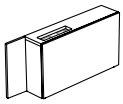

One electrical access panel and with Extension Panel

Workwall Kneespace Module – Full-Modesty Height-Adjustable Run-Off (BHKHM)

- Can accomodate Worksurface Depths: 28" or 34"
- Extension Panel (for details, refer to page 369):
  - No Extension Panel (N)
  - With Extension Panel – Horizontal or Solid Colors (Shown) (E)
  - With Extension Panel – Vertical (V)
- Configuration:
  - Left Handed (L) (Shown)
  - Right Handed (R)
- Can only be used with:
  - Full-Modesty Height-Adjustable Run-Off – Offset Base (BF_R)

46" or 52" w

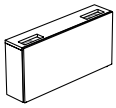

One electrical access panel and No Extension Panel

58" to 88" w

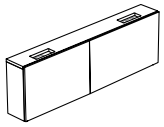

Two electrical access panel and No Extension Panel

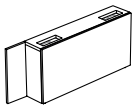

One electrical access panel and with Extension Panel

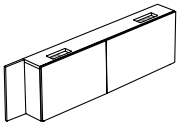

Two electrical access panel and with Extension Panel

Workwall Kneespace Module – Full-Modesty Height-Adjustable Extended or "L" Run-Off (BHKHL)

- Can accomodate Worksurface Depths A: 29" or 35"
- Can accomodate Worksurface Widths B: 46" to 88" (6" increments)
- Extension Panel (for details, refer to page 369):
  - No Extension Panel (N)
  - With Extension Panel – Horizontal or Solid Colors (Shown) (E)
  - With Extension Panel – Vertical (V)
- Configuration:
  - Left Handed (L) (Shown)
  - Right Handed (R)
- Can be used with:
  - Full-Modesty Height-Adjustable Extended Run-Off – Offset Base (BF_E)
  - Full-Modesty Height-Adjustable L-Shape Run-Off – Offset Base (BF_L)

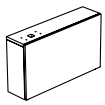

One electrical access panel and No Extension Panel

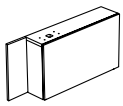

One electrical access panel and with Extension Panel

Workwall Kneespace Module – Full-Modesty Fixed Run-Off (BHKFR)

- Can accomodate Worksurface Depths: 30" or 36"
- Extension Panel (for details, refer to page 369):
  - No Extension Panel (N)
  - With Extension Panel – Horizontal or Solid Colors (Shown) (E)
  - With Extension Panel – Vertical (V)
- Configuration:
  - Left Handed (L) (Shown)
  - Right Handed (R)
- Can only be used with:
  - Full-Modesty Fixed Run-Off – Offset Base (BF_MR)

workwall kneespace module removable front panel widths

The following illustrates the nominal width of the Workwall Kneespace Module removable front panel.

workwall kneespace module – height-adjustability (BHKHW)

- Come with two compartments
- Include one removable front panel for two compartments

36" Width

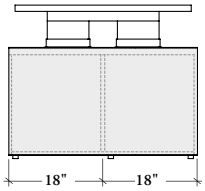

42" Width

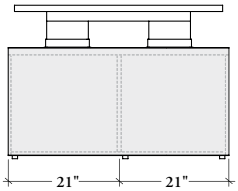

48" Width

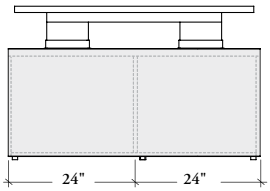

54" Width

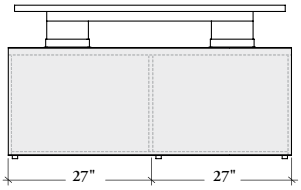

- Come with two compartments
- Include two removable front panels (one panel for each compartments)

60" Width

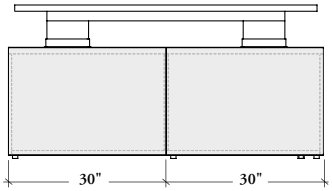

66" Width

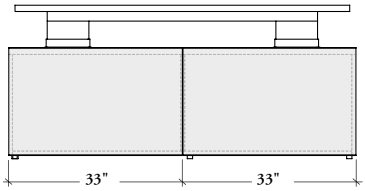

72" Width

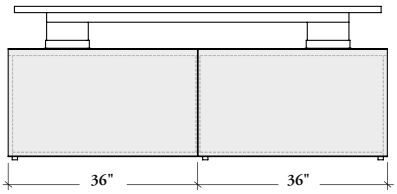

- Come with two compartments
- Include two removable front panels (one panel for each compartments)

78" Width

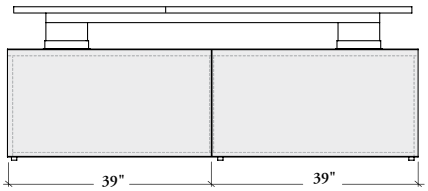

84" Width

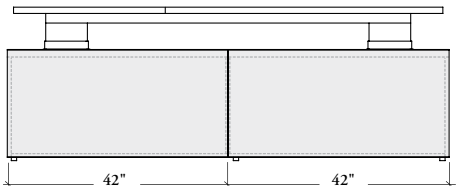

90" Width

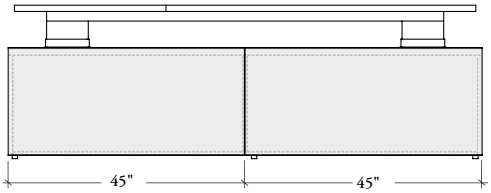

workwall kneespace module removable front panel widths (continued)

workwall kneespace module – height-adjustability and fixed worksurface (BHKHF)

Both sides of the panel below the Fixed-Run-Off – Mid-Height are aligned with worksurface width

- Come with two compartments
- Include two removable front panels (one panel for each compartments)

66" Width

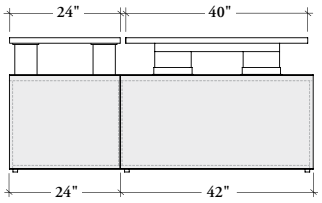

72" Width

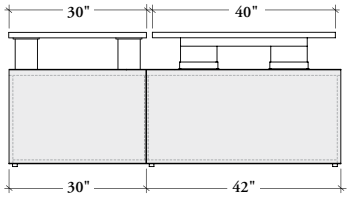

78" Width

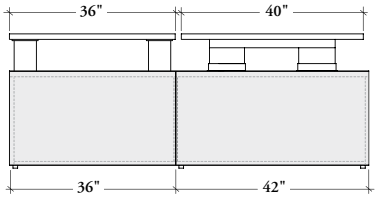

- Come with three compartments
- Include two removable front panels (one panel for compartment under Fixed-Run-Off – Mid-Height and one panel for two other compartments)

72" Width

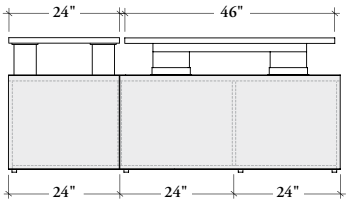

78" Width

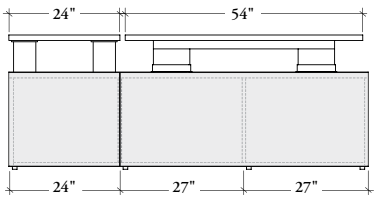

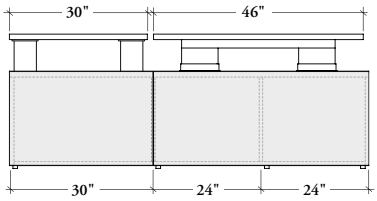

84" Width

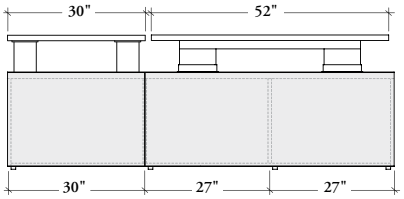

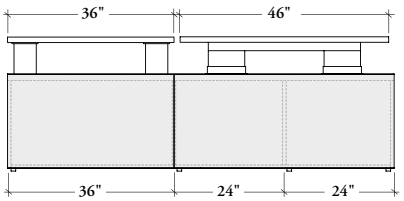

90" Width

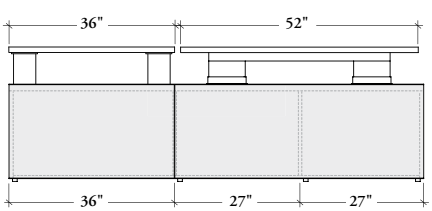

- Come with three compartments
- Include three removable front panels (one panel for each compartments)

84" Width

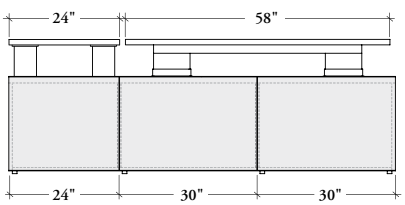

90" Width

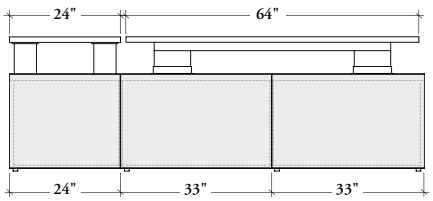

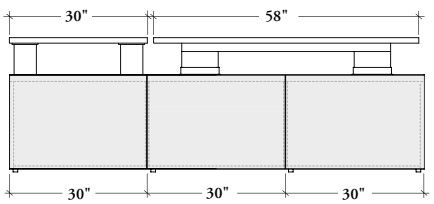

96" Width

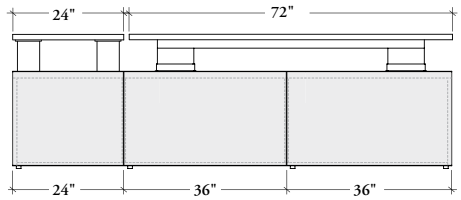

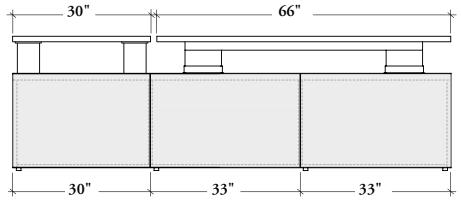

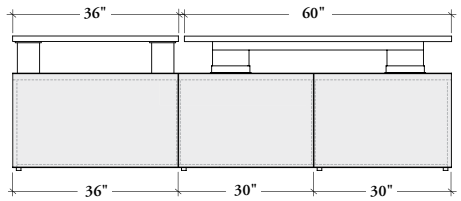

workwall kneespace module removable front panel widths (continued)

workwall kneespace module – fixed worksurface (BHKFW)

All Fixed Worksurface depths must be specified same width as kneespace module, except for Fixed Diamond Meeting Peninsula (BC_FP)

- Come with two compartments
- Include one removable front panel for two compartments

36" Width

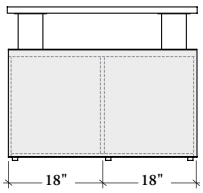

42" Width

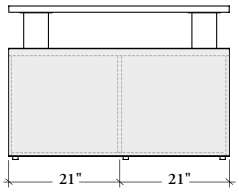

48" Width

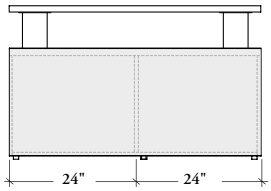

54" Width

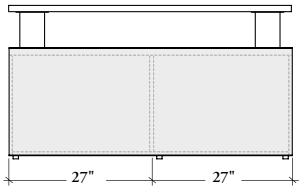

- Come with two compartments
- Include two removable front panels for two compartments

60" Width

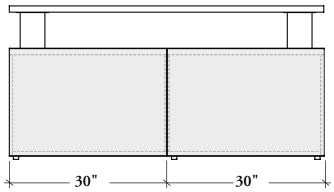

workwall kneespace module removable front panel widths (continued)

workwall kneespace module – full-modesty height-adjustable run-off (BHKHM) without (N) or with extension panel (E or V) (shown)

- Comes with one compartment
- Includes one removable front panel

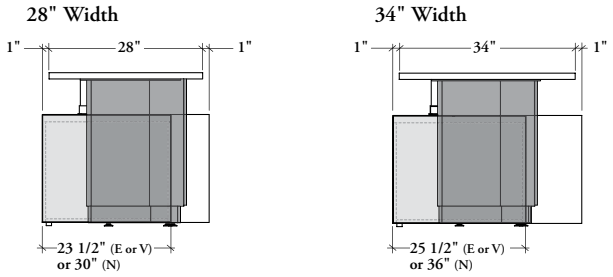

workwall kneespace module – full-modesty height-adjustable extended or "L" run-off (BHKHL) without (N) or with extension panel (E or V) (shown)

- Come with two compartments
- Include one removable front panel for two compartments

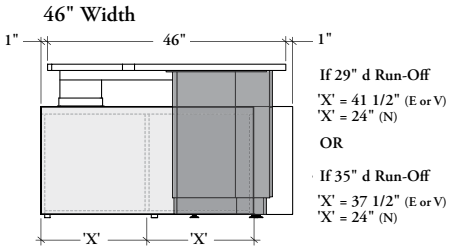

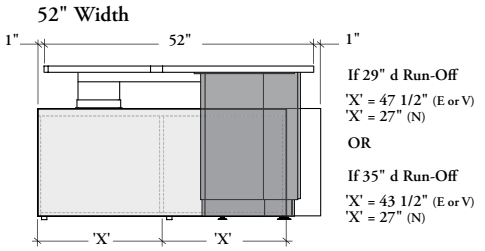

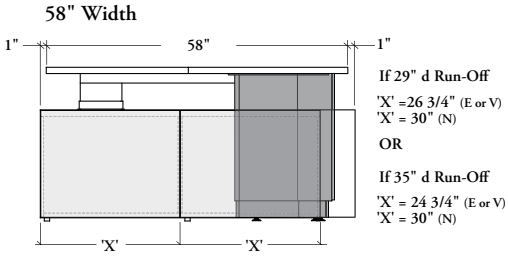

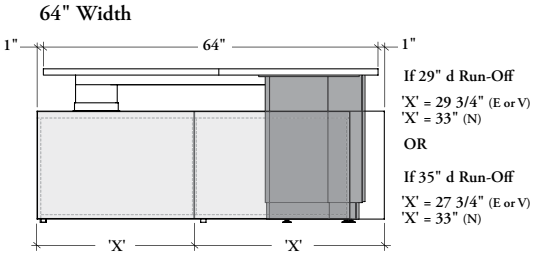

- Come with two compartments
- Include two removable front panels (one panel for each compartments)

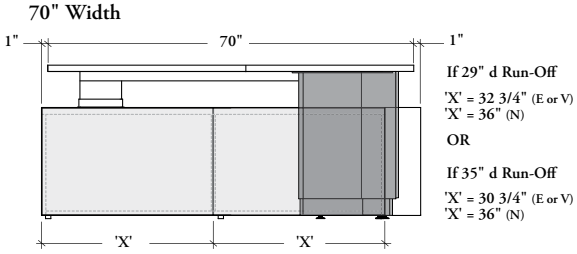

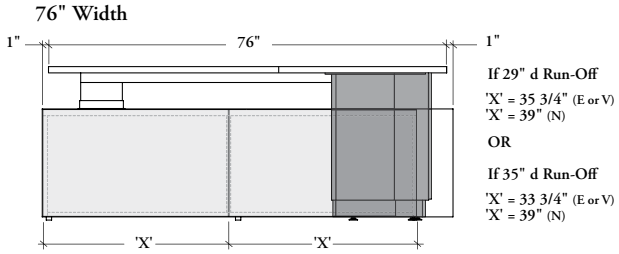

workwall kneespace module removable front panel widths (continued)

workwall kneespace module – full-modesty height-adjustable extended or "L" run-off (BHKHL) without (N) or with extension panel (E or V) (shown) (continued)

- Come with two compartments
- Include two removable front panels (one panel for each compartments)

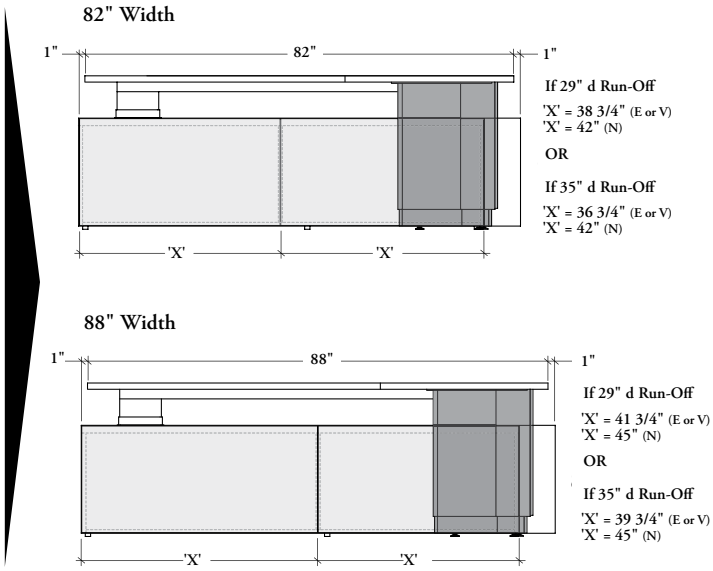

workwall kneespace module – full-modesty fixed run-off (BHKFR) without (N) or with extension panel (E or V) (shown)

- Comes with one compartment
- Includes one removable front panel

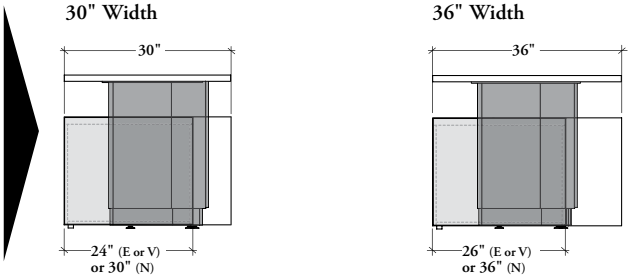

understanding workwall bookcases – mid – 21" h

All dimensions in this section are nominal

workwall bookcases – mid – 21" h

- Two styles can be specified:
  - **Standard:**
    21" high Workwall Bookcase (BSMO)
  - **Supporting :**
    Workwall Bookcases for Fixed or Height-Adjustable Worksurfaces – Mid – 21" h (BSMOBW or BSMOBH)
- Can support Wall Panels (B_WCC, B_WCO, B_WAA, B_WOO, B_WMD, B_WMO or B_WMM)
- For more details on mid-height Workwall Bookcase Applications, refer to page 386

standard style

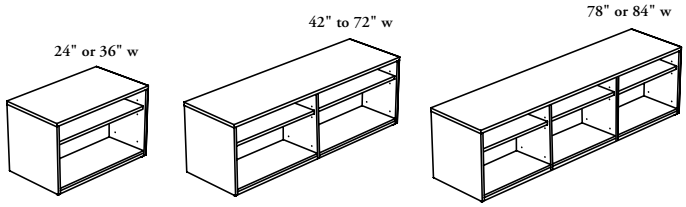

Workwall Bookcase – Mid – 21" h (BSMO)

supporting style

Workwall Bookcase – Fixed Worksurface – Mid – 21" h (BSMOBW)

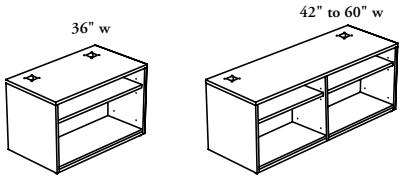

Only products illustred below can be installed on this bookcase:

For more details on theses products listed below, refer to Multi-Level Workstations Section

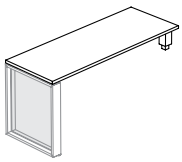

Fixed Run-Off – Mid-Height (BM_R)

For more details on this product, refer to page 101 and following pages

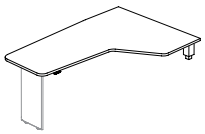

Fixed Extended Tapered – Mid-Height (BM_EP)

For more details on this product, refer to page 102 and following pages

For more details on theses products listed below, refer to Meeting Tables Section

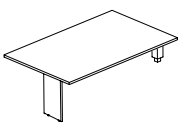

Fixed Rectangular Meeting Peninsula (BC_FR)

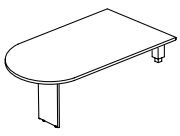

Fixed D-Shape Meeting Peninsula (BC_FD)

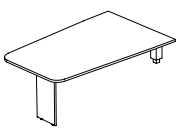

Fixed Tapered Meeting Peninsula (BC_FT)

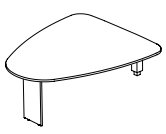

Fixed Diamond Meeting Peninsula (BC_FP)

understanding workwall bookcases – mid – 21" h (continued)

workwall bookcases – mid – 21" h (continued)

supporting style (continued)

Workwall Bookcase – Height-Adjustable Worksurface – Mid – 21" h (BSMOBH)

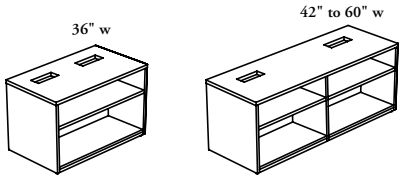

Only products illustred below can be installed on this bookcase:

For more details on theses products listed below, refer to Multi-Level Workstations Section

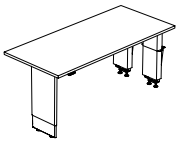

Height-Adjustable Rectangular Peninsula (BH_RP)

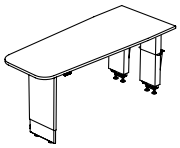

Height-Adjustable Tapered Peninsula (BH_TP)

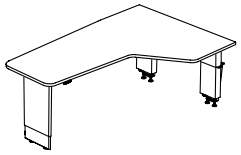

Height-Adjustable Extended Tapered Peninsula (BH_PE)

For more details on theses products listed below, refer to Meeting Tables Section

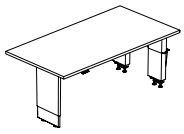

Height-Adjustable Rectangular Meeting Peninsula (B_HRW)

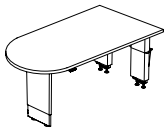

Height-Adjustable D-Shape Meeting Peninsula (B_HDW)

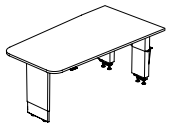

Height-Adjustable Tapered Meeting Peninsula (B_HBW)



Height-Adjustable Diamond Meeting Peninsula (B_HPW)

workwall bookcase – mid – 21" h components

The following should be considered when planning with Expansion Casegoods mid-height Workwall Bookcases for Height-Adjustability or Fixed Worksurfaces.

components & cable routing for fixed-height configurations (standard or supporting (shown) style)

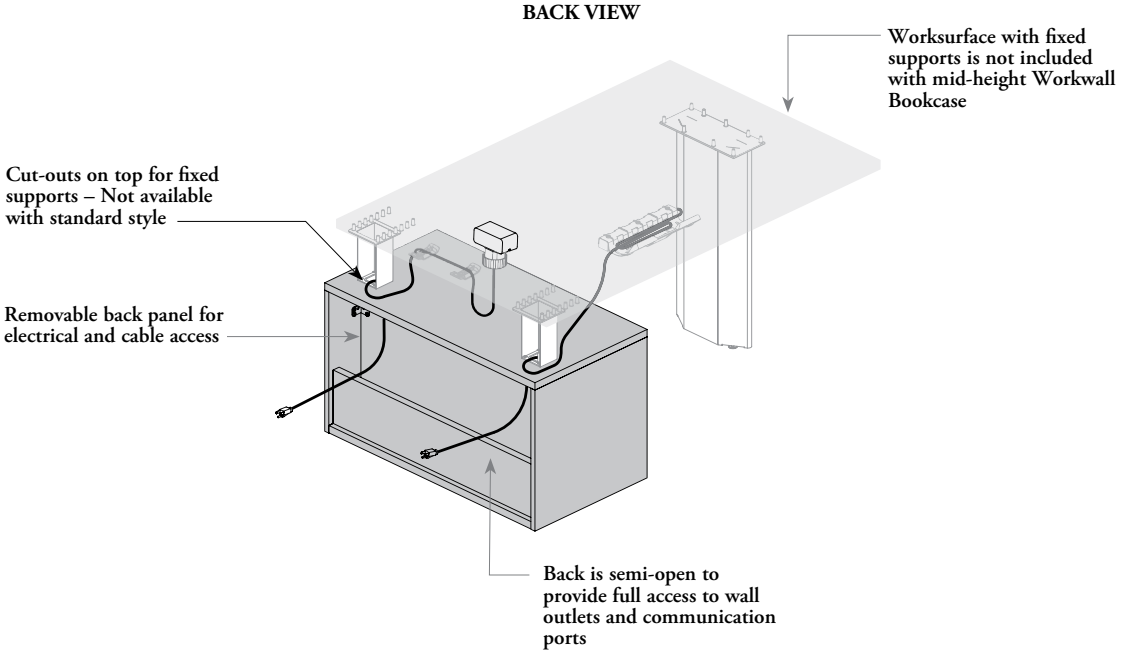

components & cable routing for height-adjustable configurations (standard or supporting (shown) style)

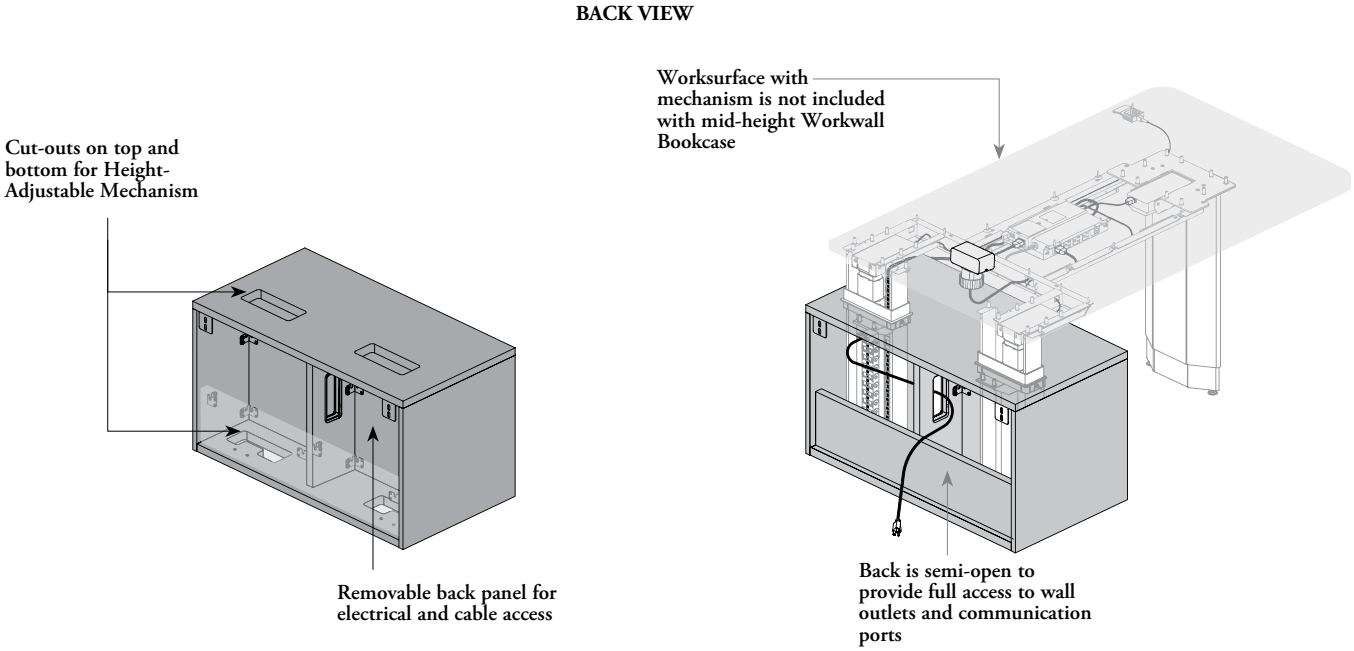

workwall bookcase – mid – 21" h basics

Expansion Casegoods mid-height Workwall Bookcases can be used alone or with fixed or height-adjustable worksurfaces to create diverse workstation configurations.

- The mid-height Workwall Bookcase provides a variety of option to create the optimal combination of functionality for the office or meeting room
- Can accommodate fixed or height-adjustable worksurfaces
- Must be against a building wall
- Workwall Bookcase – Mid – 21" h (BSMO) can be used freestanding, **no** wall anchoring is required
- When using a mid-height Workwall Bookcase for Fixed or Height-Adjustable Worksurface (BSMOBW or BSMOBH), wall anchored is recommended for optimal stiffness but is **not** mandatory



Workwall Bookcase – Fixed Worksurface – Mid – 21" h (BSMOBH) (Shown)

- The mid-height Workwall Bookcases provide a base support and storage for a fixed or height-adjustable worksurface. Ideal for small meeting room
- The Mid-height Workwall Bookcase **does not** require attachment to another Freestanding or Workwall Storage unit. However, when connected together, they ensure a perfect installation. Refer to page 425 for more details
- Fixed worksurface depth must match the bookcase width, except for Fixed Diamond Meeting Peninsula (BC_FP)
- Storage is non-handed
- Height: 21"
- Open section with adjustable shelf configuration has holes in 1 1/4" intervals on the inside walls for shelf height adjustment
- Additional shelves **cannot** be specified for these products
- Include levelers with a 1" adjustment range

workwall bookcase – mid – 21" h basics (continued)

standard style

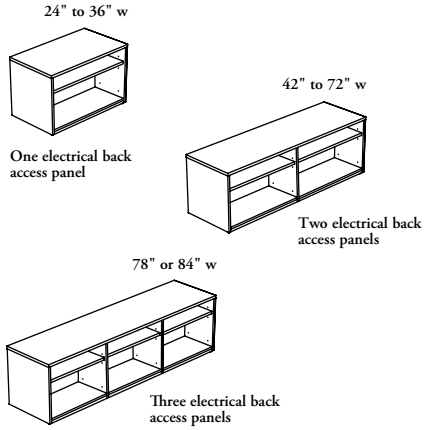

Workwall Bookcase – Mid – 21" h (BSMO)

- Depths: 20" or 24"
- Widths: 24" to 84" (6" increments)
- Each open compartment comes with one adjustable shelf

supporting style

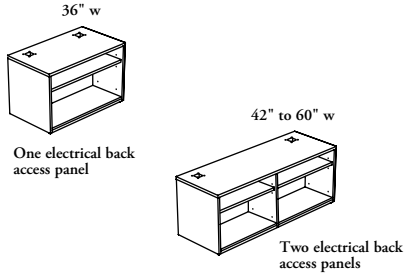

Workwall Bookcase – Fixed Worksurface – Mid – 21" h (BSMOBW)

- Only available in 20" depth
- Widths: 36" to 60" (6" increments)
- Can be used with:
  - Fixed Run-Off – Mid-Height (BM_R)
  - Fixed Extended Tapered Peninsula – Mid-Height (BM_EP)
  - Fixed Meeting Peninsulas (BC_FR, BC_FD, BC_FT or BC_FP)
- Each open compartment comes with one adjustable shelf

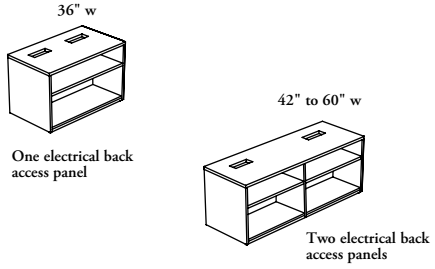

Workwall Bookcase – Height-Adjustable Worksurface – Mid – 21" h (BSMOBH)

- Only available in 20" depth
- Widths: 36" to 60" (6" increments)
- Can be used with:
  - Fixed Run-Off – Mid-Height (BM_R)
  - Height-Adjustable Peninsulas – Bevel Post Leg (BH_RP, BH_TP or BH_PE)
  - Height-Adjustable Meeting Peninsulas (B_HRW, B_HDW, B_HBW or B_HPW)
- Each open compartment comes with one adjustable shelf

open compartment widths – workwall bookcase – mid – 21" h

The following illustrates Expansion Casegoods mid-height Workwall Bookcases for Fixed Worsurfaces or Height-Adjustability open sections nominal widths.

Workwall Bookcase – Mid – 21" h (BSMO) (Shown),
Workwall Bookcase – Fixed Worksurface – Mid – 21" h (BSMOBW) or
Workwall Bookcase – Height-Adjustable Worksurface – Mid – 21" h (BSMOBH)

- Comes with one open compartment
- Includes one removable back access panel

24" Width

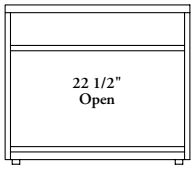

30" Width

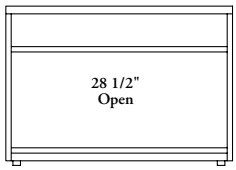

36" Width

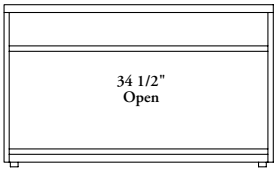

- Comes with two open compartments
- Includes two removable back access panels

42" Width

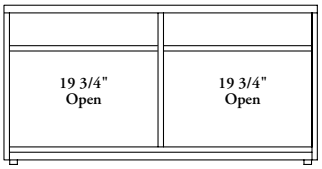

48" Width

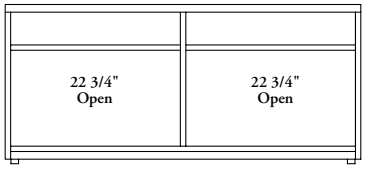

54" Width

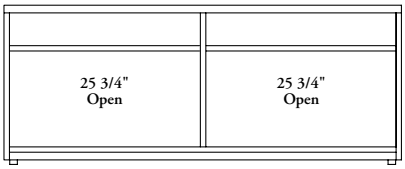

60" Width

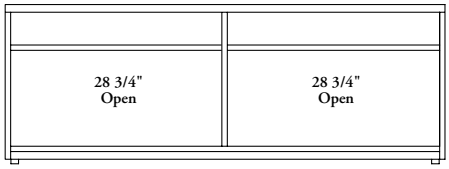

66" Width

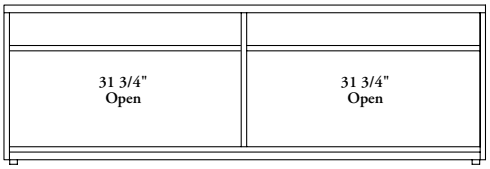

72" Width

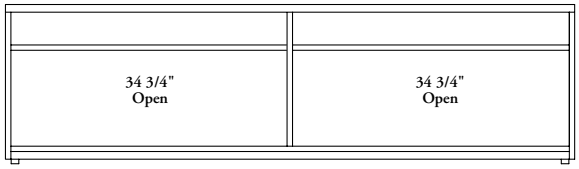

- Comes with three open compartments
- Includes three removable back access panels

78" Width

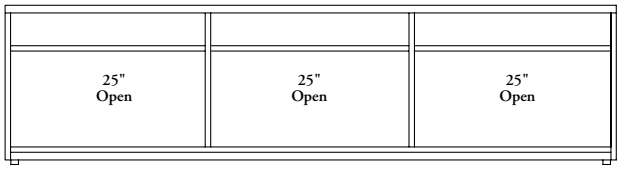

84" Width

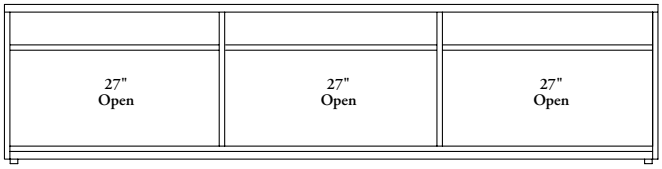

interior clearance – workwall bookcase – mid –21" h

The following outline the interior clearance available for all mid-height Workwall Bookcases.

interior height clearance

- The open section features holes at 1 1/4" intervals on the interior walls, allowing for convenient adjustment of shelf height
- The interior height dimension is 17 5/8" for all mid-height Workwall Bookcases



interior depth clearance

Standard or Fixed Worksurface:
mid-height Workwall Bookcases (BSMO) and Workwall Bookcases – Fixed Worksurface (BSMOBW)

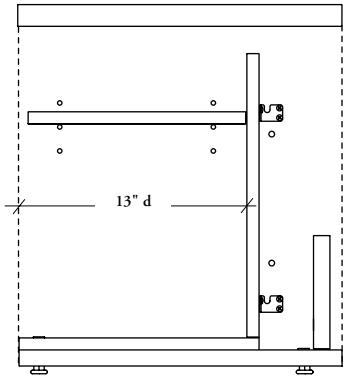

Height-Adjustable Worksurface:
mid-height Workwall Bookcases – Height-Adjustable Worksurface (BSMOBH)

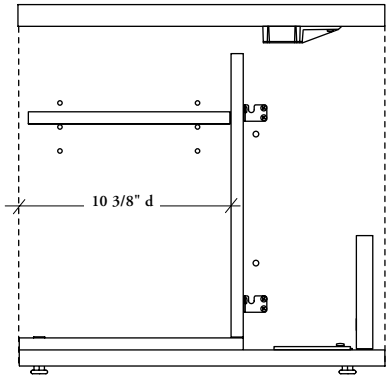

planning with workwall modules & workwall credenzas for height-adjustable cantilever run-off – mid – 21" h

The following should be considered when planning with Expansion Casegoods Workwall Modules & Workwall Credenzas for Cantilever Run-Off.

When the Workwall Module or Workwall Credenza for Cantilever Run-Off is used with a Height-Adjustable Cantilever worksurface (BH_CR or BH_CP) the combination of products will automatically ensure the 1" minimum clearance all around worksurface

workwall module for height-adjustable cantilever run-off (BHKHC) (shown), workwall credenza with drawers for height-adjustable cantilever run-off – mid – 21" h (BSMCHC) (shown) or workwall credenza with drawers and cabinet for height-adjustable cantilever run-off – mid – 21" h (BSMHLC)

with height-adjustable cantilever run-off

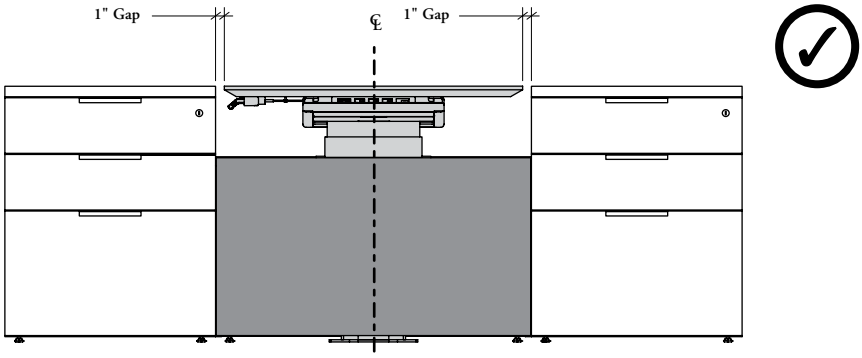

Workwall Module for Height-Adjustable Cantilever Run-Off (BHKHC)

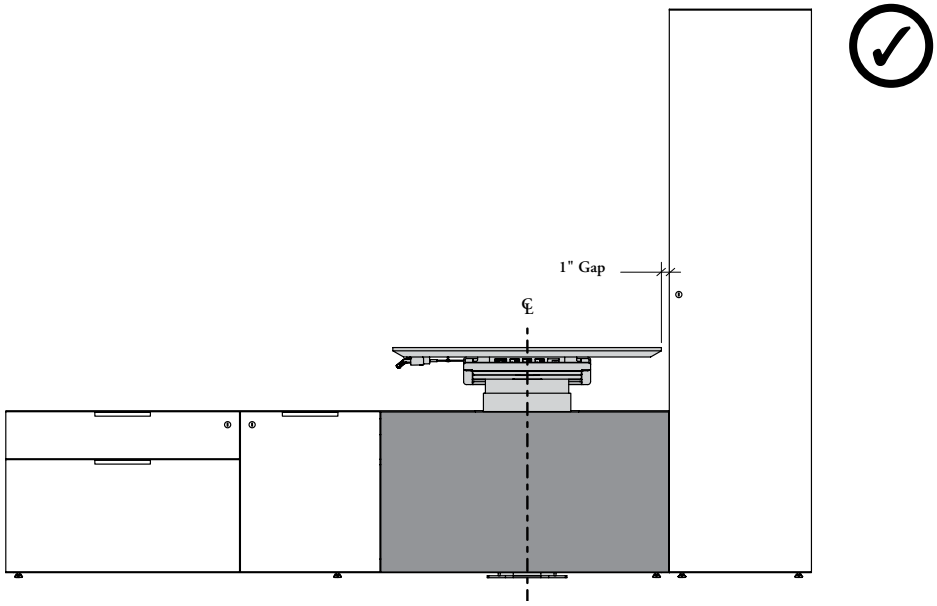

Workwall Credenza with Drawers for Height-Adjustable Cantilever Run-Off (BSMCHC)

planning with workwall kneespace modules & workwall bookcases – mid – 21" h

The following should be considered when planning with Expansion Casegoods Workwall Kneespace Modules & Workwall Bookcases.

- Depending on the worksurface shape, the Workwall Kneespace Module or Workwall Bookcase required special consideration when planning worstation set-up
- Other special considerations must be taken when planning with Fixed or Height-Adjustable Worksurfaces, or with Full-Modesty Fixed or Height-Adjustable Worksurfaces. For more details, refer to Multi-Level Workstation section
- Other special considerations must be taken when planning with Fixed or Height-Adjustable Meeting Peninsulas. For details, refer to Meeting Tables section

workwall kneespace module – height-adjustability (BHKHW) (shown) or workwall bookcase – height-adjustable worksurface – mid – 21" h (BSMOBH)

with height-adjustable meeting peninsulas

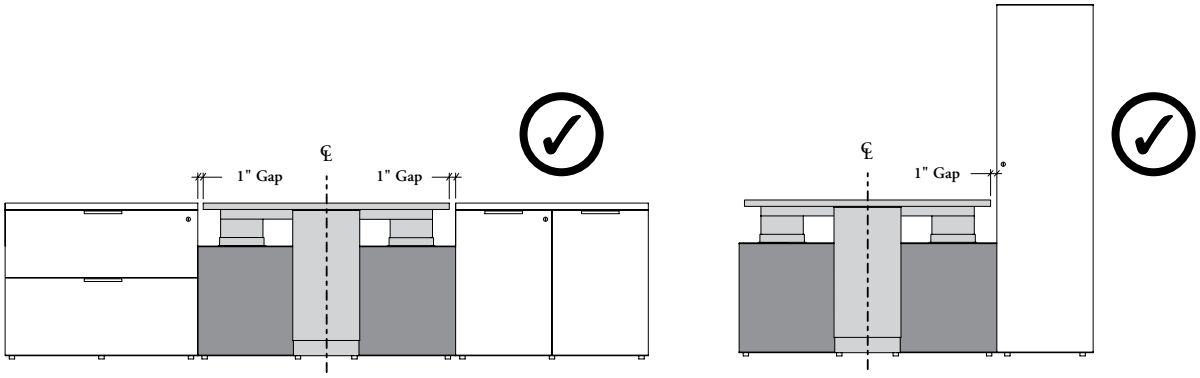

When the Workwall Kneespace Module or Bookcase is used with a Height-Adjustable Meeting Peninsula (B_HRW, B_HDW or B_HBW) the combination of products will automatically ensure the 1" minimum clearance all around worksurface

with height-adjustable peninsula (BH_RP) or height-adjustable tapered peninsula (BH_TP)

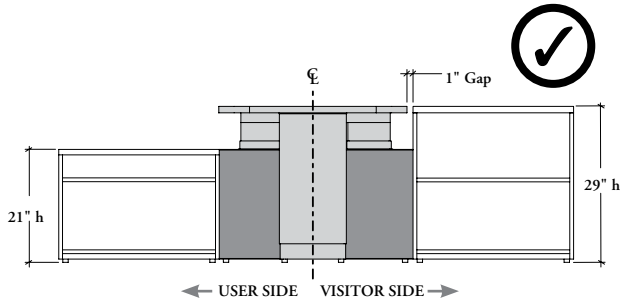

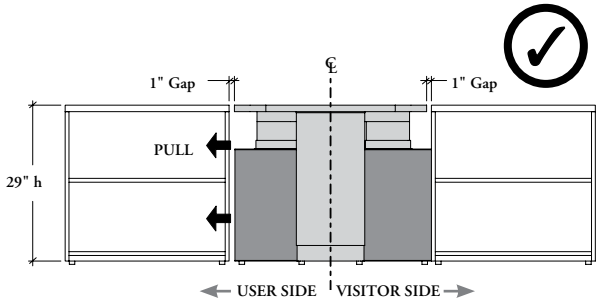

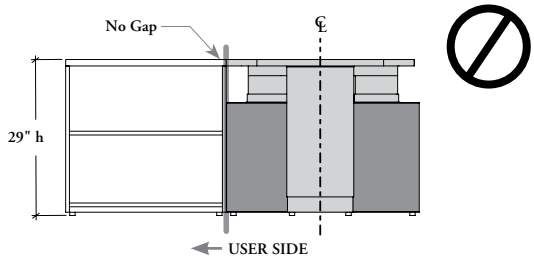

WARNING: When used with Height-Adjustable Peninsula (BH_RP) or Height-Adjustable Tapered Peninsula (BH_TP), surrounding storage on user side **MUST BE** specified Mid-Height Datum (21" height) to avoid conflict with worksurface. If **not**, 1" pinch gap must be preserved

planning with workwall kneespace modules & workwall bookcases – mid – 21" h (continued)

workwall kneespace module – height-adjustability (BHKHW) (shown) or workwall bookcase – height-adjustable worksurface – mid – 21" h (BSMOBH) (continued)

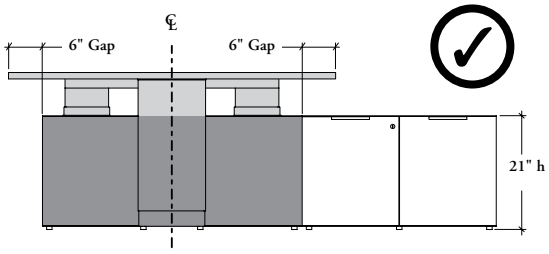

- When the Workwall Kneespace Module or Bookcase is used with the Height-Adjustable Diamond Meeting Peninsula (B_HWP), the worksurface exceed the kneespace by 6" on each side
- Surrounding storage must be specified mid-height (21" height) to avoid conflict with the worksurface

workwall kneespace module – fixed worksurface (BHKFW) (shown) or workwall bookcase – fixed worksurface – mid – 21" h (BSMOBW)

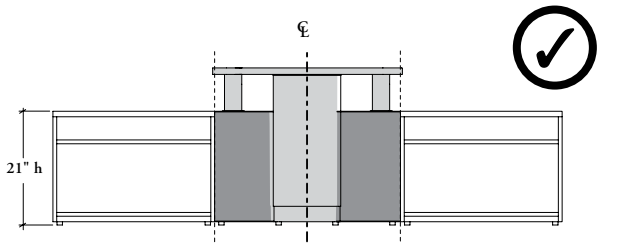

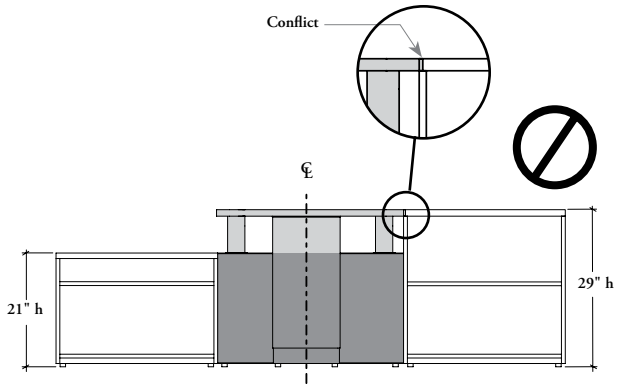

- When used with Fixed Run-Off – Mid Height (BM_R) (Shown) or Fixed Extended Tapered Peninsula (BM_EP), surronding storage on both side **MUST BE** specified Mid-Height Datum (21" height) to avoid conflict with worksurface. This conflict will **not** occur with Fixed Meeting Peninsula (BC_FR, BC_FS or BC_FT), since the worksurface will **not** exceed the module

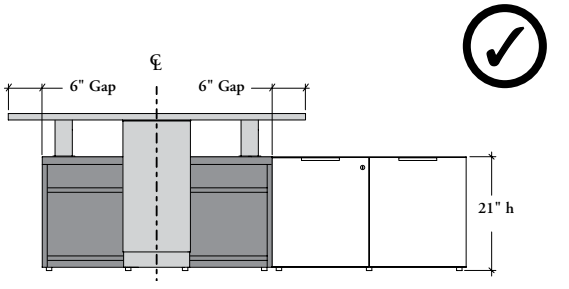

- When the module or bookcase (Shown) is used with the Fixed Diamond Meeting Peninsula (BC_FP), the worksurface exceed by 6" on each side
- Surrounding storage must be specified mid-height (21" height) to avoid conflict with the worksurface

workwall storage – integral top – 29" h basics

- When using a 29" high Workwall Storage with Integral Top (BSOBT, BSOBC, BSCT, BSDC, BSLFT, BSLFC, BSPT and BSPC), **no** wall anchoring is needed
- **Cannot** be installed under a desk
- These storage come with a closed back and **do not** provide any space for wire management or wall outlet clearance
- **Cannot** support one end of a semi-supported worksurface

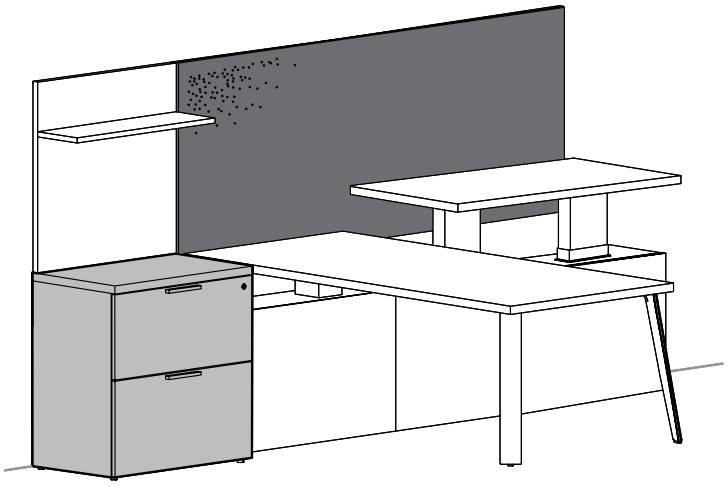

Workwall Lateral Files – Integral Top – 29" h (BSLFT) (Shown)

Storage with Integral Top

- Eight storage styles are available:
  - 2 open compartments, Straight (BSOBT) or with Cross Grain Top (BSOBC)
  - 2 solid doors, Straight (BSCT) or with Cross (BSDC) Grain Top
  - 2 file drawers, Straight (BSLFT) or with Cross (BSLFC) Grain Top
  - 2 file boxes and 1 file drawer, Straight (BSBT) or with Cross (BSPC) Grain Top
- Depths : 20", 24" or 27"
- Widths : 24" to 36" in 6" increments
- Height: 29" from the floor to the top of finished worksurface with a leveling range of 1"
- Top are available in the same styles/thicknesses (1 3/16" (M) or 1 9/16" (X)) as worksurfaces
- Five finish configurations are available:
  - All Laminate (L)
  - Wood Top; Laminate Front and Case (T)
  - Wood Top and Front; Laminate Case (U)
  - Wood Top and Case, Grade 2 Front (V)
  - All Wood (W)
- A Wall Panel can be mounted on these storage, refer to page 284, for more details
- Constructed without toe kick

Pull Styles

- If applicable, five pull styles are available:

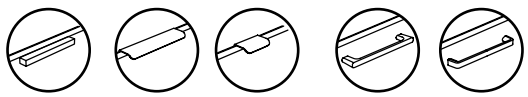

Rectangular (9) | Edge – Standard (E) | Edge – Small (F) | Modern Straight (ADA) (M) | Slim (S)

for more details, refer to page 323

- Storage (BSCT) can also be specified without pulls

workwall storage – integral top – 29" h basics (continued)

Storage with Integral Top (continued)

- Additional shelves **cannot** be specified separately
- Can store two rows of standard letter-size binders
- Have holes in 1 1/4" intervals on the inside walls for shelf height adjustment

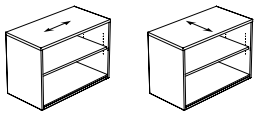

Workwall Bookcase – Integral Top – 29" h (BSOBT) or
Workwall Bookcase – Integral Top – 29" h – Cross Grain (BSOBC)

- Comes with 1 adjustable shelf
- Bookcase depth is designed to align with the case of the other storage units with front

TOP VIEW

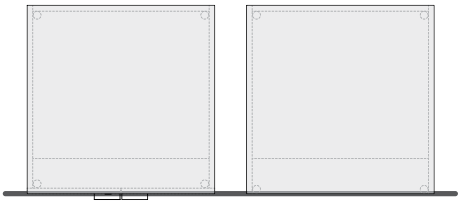

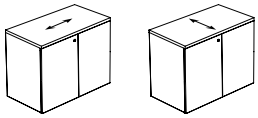

Workwall Cabinet – Integral Top – 29" h (BSCT) or
Workwall Cabinet – Integral Top – 29" h – Cross Grain (BSDC)

Two Storage Styles are available:

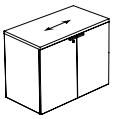

Pulls (P)

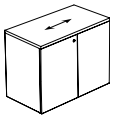

Touch-to-Open (T)

- Comes with 1 adjustable shelf
- Door fronts are flushed with front edge of the top

workwall storage – integral top – 29" h basics (continued)

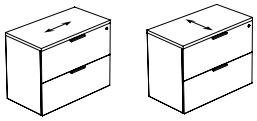

Workwall Lateral Files – Integral Top – 29" h (BSLFT) or
Workwall Lateral Files – Integral Top – 29" h – Cross Grain (BSLFC)

- Comes with two file drawers
- Come with a central locking system and full extension drawers that can accommodate both letter- and legal-size paper
- Equipped with an interlock system that prevents opening more than one drawer at a time
- Drawer fronts edge is flushed with front of the top
- Counterweigths are included with this storage
- File drawers include 15" Plastic Cross File Bars

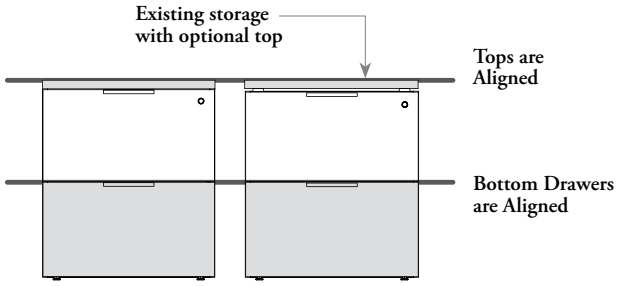

Storage Drawer Datum Line

Only the worksurface top and bottom drawers datum line are aligned with existing laminate storage and optional top when positioned side-by-side

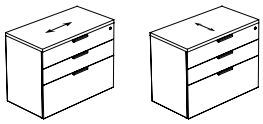

Workwall Stretch Pedestal – Integral Top – 29" h (BSPT) or
Workwall Stretch Pedestal – Integral Top – 29" h – Cross Grain (BSPC)

- Comes with two box drawers and one file drawer
- Come with a central locking system and full extension drawers that can accommodate both letter- and legal-size paper
- Equipped with an interlock system that prevents opening more than one drawer at a time
- Drawer fronts edge is flushed with front of the top
- Counterweights are included with this storage
- Include Anodized Pencil Tray in one box file drawer et one 15" Plastic Cross File Bars in the file drawer

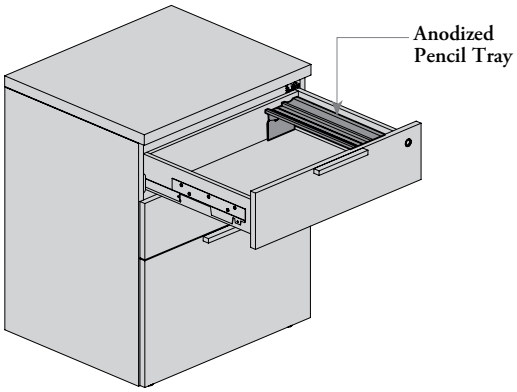

workwall cabinet & stretch pedestal – mid – 21" h basics

- Back is partially open to provide wall access (electricity management)
- **Cannot** support one end of a semi-supported worksurface

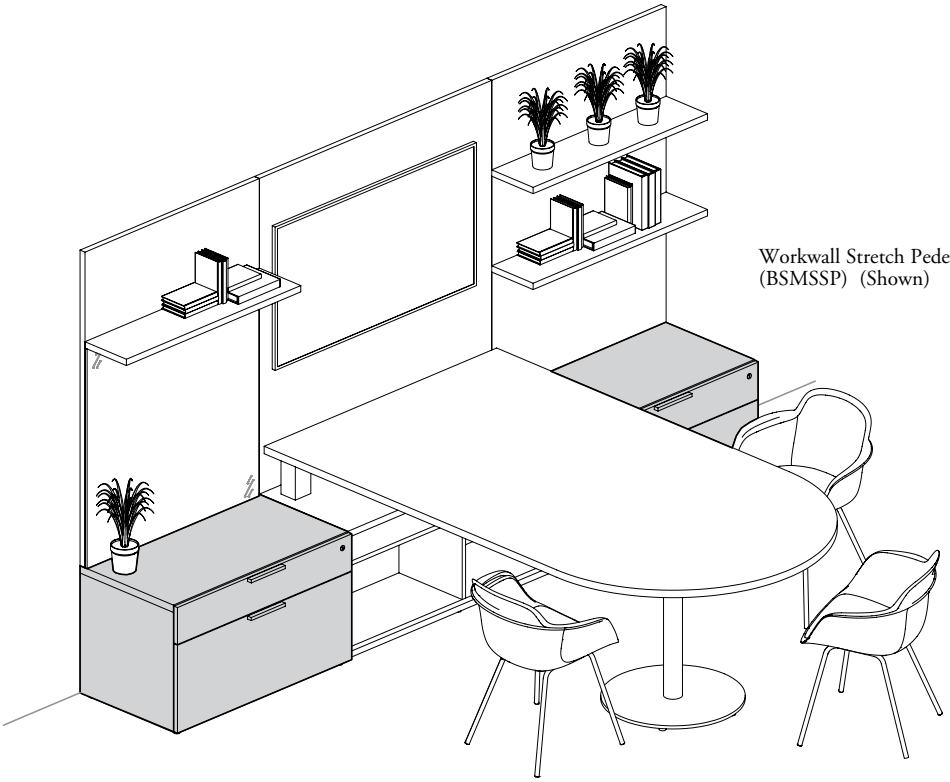

Workwall Stretch Pedestal – Mid – 21" h (BSMSSP) (Shown)

- The mid-height Workwall Cabinet (BSMD) or Workwall Stretch Pedestal (BSMSSP) provide against the wall storage for the office or meeting room
- Can support Wall Panels (B_WCC, B_WCO, B_WAA, B_WOO, B_WMD, B_WMO or B_WMM)
- Available in 21" high from floor to top of finished worksurface with leveling range of 1"
- Storage is non handed

Pull Styles

Six pull styles are available:

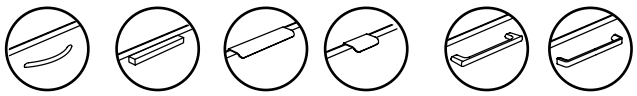

Standard Expansion (1) | **Rectangular (9)** | **Edge – Standard (E)** | **Edge – Small (F)** | **Modern Straight (ADA) (M)** | **Slim (S)**

for more details, refer to page 323

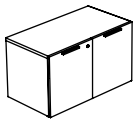

Workwall Cabinet – Mid – 21" h (BSMD)

- Available in depths: 20" or 24"
- Available in widths: 24" to 36" (6" increments)
- Comes with one adjustable shelf
- Have holes in 1 1/4" intervals on the inside walls for shelf height adjustment
- Additional shelves **cannot** be specified separately
- **Cannot** be stored two rows of standard letter-size binders
- Can be used freestanding, **no** wall anchoring is needed

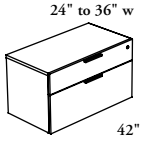

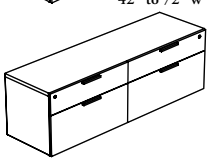

Workwall Stretch Pedestal – Mid – 21" h (BSMSSP)

- Comes with box and file drawers
- Available in depths: 20" or 24"
- Available in widths: 24" to 72" (6" increments)
- Come full extension drawers that can accommodate both letter- and legal-size paper
- Must be wall anchored

interior clearance – workwall cabinet – mid – 21" h

The following outline the interior clearance available for all mid-height Workwall Cabinet (BSMD).

interior height clearance

- The open section features holes at 1 1/4" intervals on the interior walls, allowing for convenient adjustment of shelf height
- The following height dimension listed below are available for all mid-height Workwall Cabinet



interior depth clearance (20" deep shown)

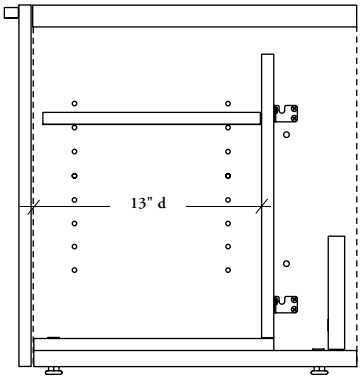

understanding workwall credenzas – mid – 21" h

All dimensions in this section are nominal

workwall credenzas – mid – 21" h

- Two styles can be specified:
  - **Standard:**
    21" high Workwall Credenzas (BSMCD, BSMOD or BSMDOD)
  - **Supporting:**
    Workwall Credenzas for Fixed or Height-Adjustable Worksurfaces – Mid – 21" h (BSMWL, BSMHLR, BSMHDP, BSMCFW, BSMCHR or BSMHCP)
    Workwall Credenzas for Height-Adjustable Worksurfaces – Mid – 21" h (BSMHLR or BSMCHR)
- Can support Wall Panels (B_WCC*, B_WCO*, B_WAA, B_WOO, B_WMD, B_WMO or B_WMM)
- Two worksurface positions are available:
  - Left (L)
  - Right (R)
- For more details on mid-height Workwall Credenza Applications, refer to page 418

standard style

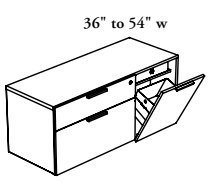

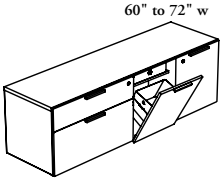

Workwall Credenza with Cabinet & Drawers – Mid – 21" h (BSMCD)

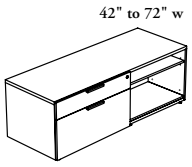

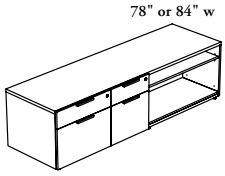

Workwall Credenza with Open & Drawers – Mid – 21" h (BSMOD)

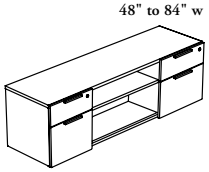

Workwall Credenza for Media with Open & Drawers – Mid – 21" h (BSMDOD)

supporting style

For more details on this product listed below, refer to Multi-Level Workstations & Meeting Tables Sections

Workwall Credenza with Open & Drawers – Fixed Worksurface – Mid – 21" h (BSMWL)

Only products illustred below can be installed on this credenza:

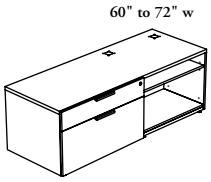

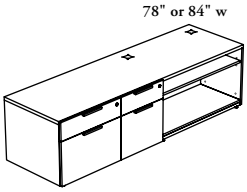

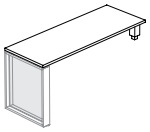

Fixed Run-Off – Mid-Height (BM_R)

For more details on this product, refer to page 101 and following pages

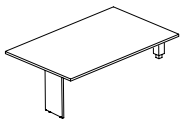

Fixed Rectangular Meeting Peninsula (BC_FR)

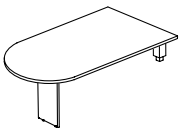

Fixed D-Shape Meeting Peninsula (BC_FD)

For more details on these products, refer to page 520 and following pages

Workwall Credenza with Open & Combo – Fixed Worksurface – Mid – 21" h (BSMCFW)

Only products illustred below can be installed on this module:

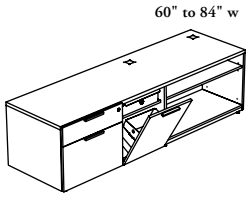

Recycling/Waste Bins (R)

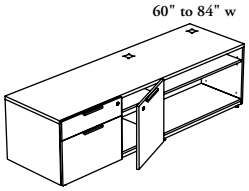

Storage (S)

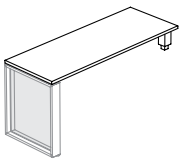

Fixed Run-Off – Mid-Height (BM_R)

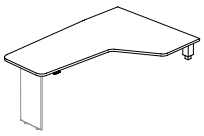

Fixed Extended Tapered – Mid-Height (BM_EP)

For more details on this product, refer to page 102 and following pages

understanding workwall credenzas – mid – 21" h (continued)

supporting style

For more details on these products listed below, refer to Multi-Level Workstations Section

Workwall Credenza with Open & Drawers – Height-Adjustable Run-Off – Mid – 21" h (BSMHLR)

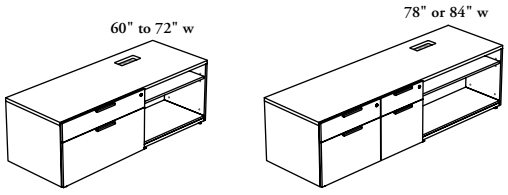

Only products illustred below can be installed on this credenza:

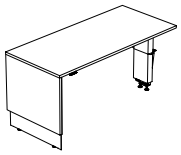

Height-Adjustable Run-Off (BH_RB)

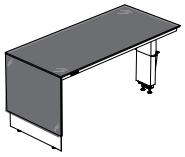

Height-Adjustable Run-Off with Glass Top (BHGRB)

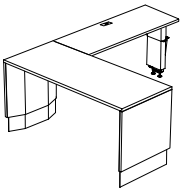

Height-Adjustable Desk for U-Shape Workstation (BH_UB)

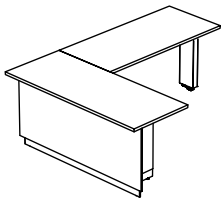

Full-Modesty Height-Adjustable Desk for U-Shape Workstation (BF_U)

Workwall Credenza with Open & Drawers – Height-Adjustable Peninsula – Mid – 21" h (BSMHDP)

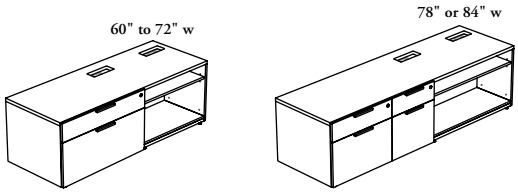

Only products illustred below can be installed on this credenza:

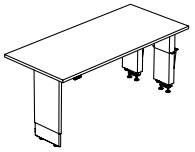

Height-Adjustable Peninsula (BH_RP)

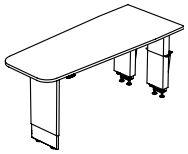

Height-Adjustable Tapered Peninsula (BH_TP)

understanding workwall credenzas – mid – 21" h (continued)

supporting style (continued)

For more details on these products listed below, refer to Multi-Level Workstations Section

Workwall Credenza with Open & Combo – Height-Adjustable Run-Off – Mid – 21" h (BSMCHR)

Only products illustred below can be installed on this credenza:

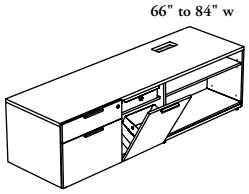

Recycling/Waste Bins (R)

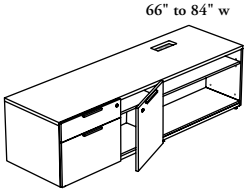

Storage (S)

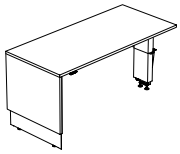

Height-Adjustable Run-Off (BH_RB)

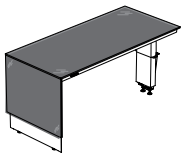

Height-Adjustable Run-Off with Glass Top (BHGRB)

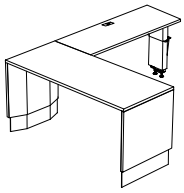

Height-Adjustable Desk for U-Shape Workstation (BH_UB)

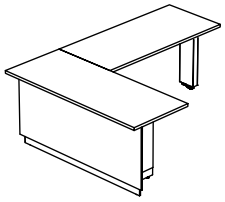

Full-Modesty Height-Adjustable Desk for U-Shape Workstation (BF_U)

Workwall Credenza with Open & Combo – Height-Adjustable Peninsula – Mid – 21" h (BSMHCP)

Only products illustred below can be installed on this credenza:

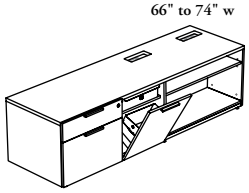

Recycling/Waste Bins (R)

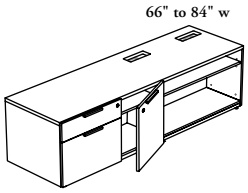

Storage (S)

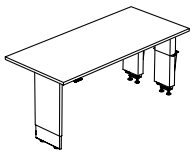

Height-Adjustable Peninsula (BH_RP)

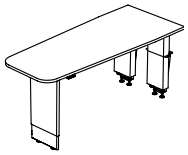

Height-Adjustable Tapered Peninsula (BH_TP)

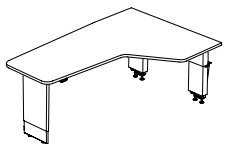

Height-Adjustable Extended Tapered Peninsula (BH_PE)

understanding workwall credenzas – mid – 21" h (continued)

supporting style

For more details on these products listed below, refer to Multi-Level Workstations Section

Workwall Credenza with Drawers – Height-Adjustable Cantilever Run-Off – Mid – 21" h (BSMCHC)

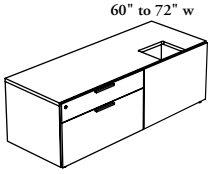

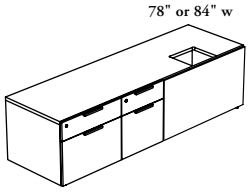

Only compatible with the following worksurfaces:

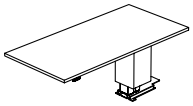

Height-Adjustable Cantilever Rectangular Run-Off (BH_CR)

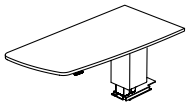

Height-Adjustable Cantilever Wing Shape Run-Off (BH_CP)

Workwall Credenza with Drawers and Cabinet – Height-Adjustable Cantilever Run-Off – Mid – 21" h (BSMHLC)

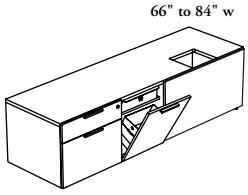

Recycling/Waste Bins (R)

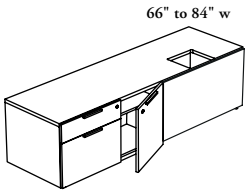

Storage (S)

Only compatible with the following worksurfaces:

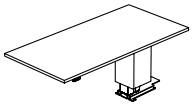

Height-Adjustable Cantilever Rectangular Run-Off (BH_CR)

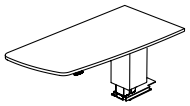

Height-Adjustable Cantilever Wing Shape Run-Off (BH_CP)

workwall credenza – mid – 21" h components

The following should be considered when planning with Expansion Casegoods mid-height Workwall Credenzas for Height-Adjustability or Fixed Worksurfaces.

components & cable routing on standard or fixed worksurface supporting style (shown)

BACK VIEW

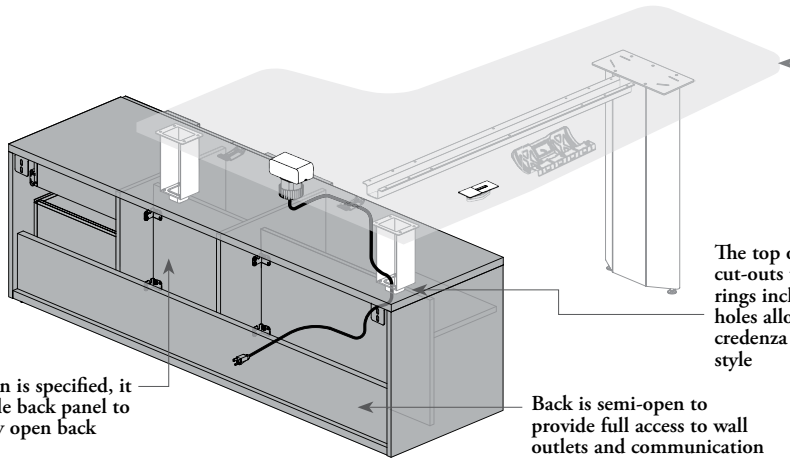

Fixed Worksurface is not included with Workwall Credenzas for Fixed Worksurface

The top of the credenza have two square cut-outs that match the square grommet rings include with fixed worksurface. These holes allow the wire to pass through the credenza – Not available with Freestanding style

When a door section is specified, it includes a removable back panel to conceal the partially open back

Back is semi-open to provide full access to wall outlets and communication ports

components & cable routing on standard or height-adjustable worksurface supporting style

BACK VIEWS

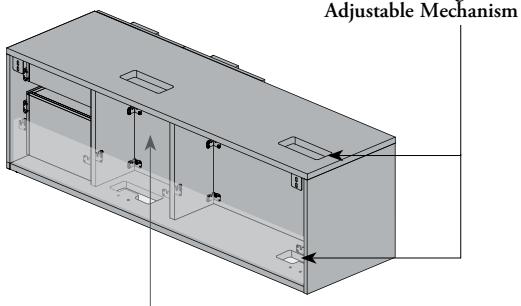

Cut-outs on top and bottom for Height-Adjustable Mechanism

When a door section is specified, it includes a removable back panel to conceal the partially open back

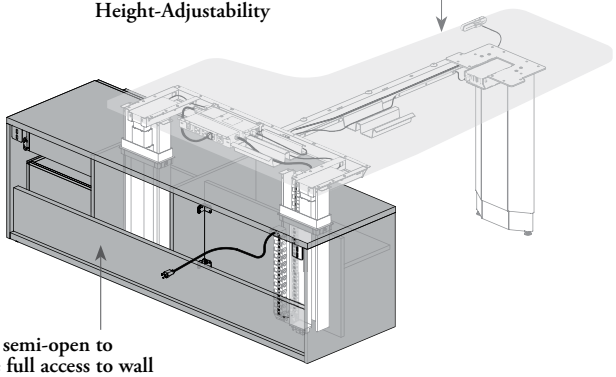

Worksurface with mechanism is not included with Workwall Credenza for Height-Adjustability

Back is semi-open to provide full access to wall outlets and communication ports

workwall credenza – mid – 21" h components (continued)

components & cable routing on height-adjustable cantilever run-off supporting style

BACK VIEWS

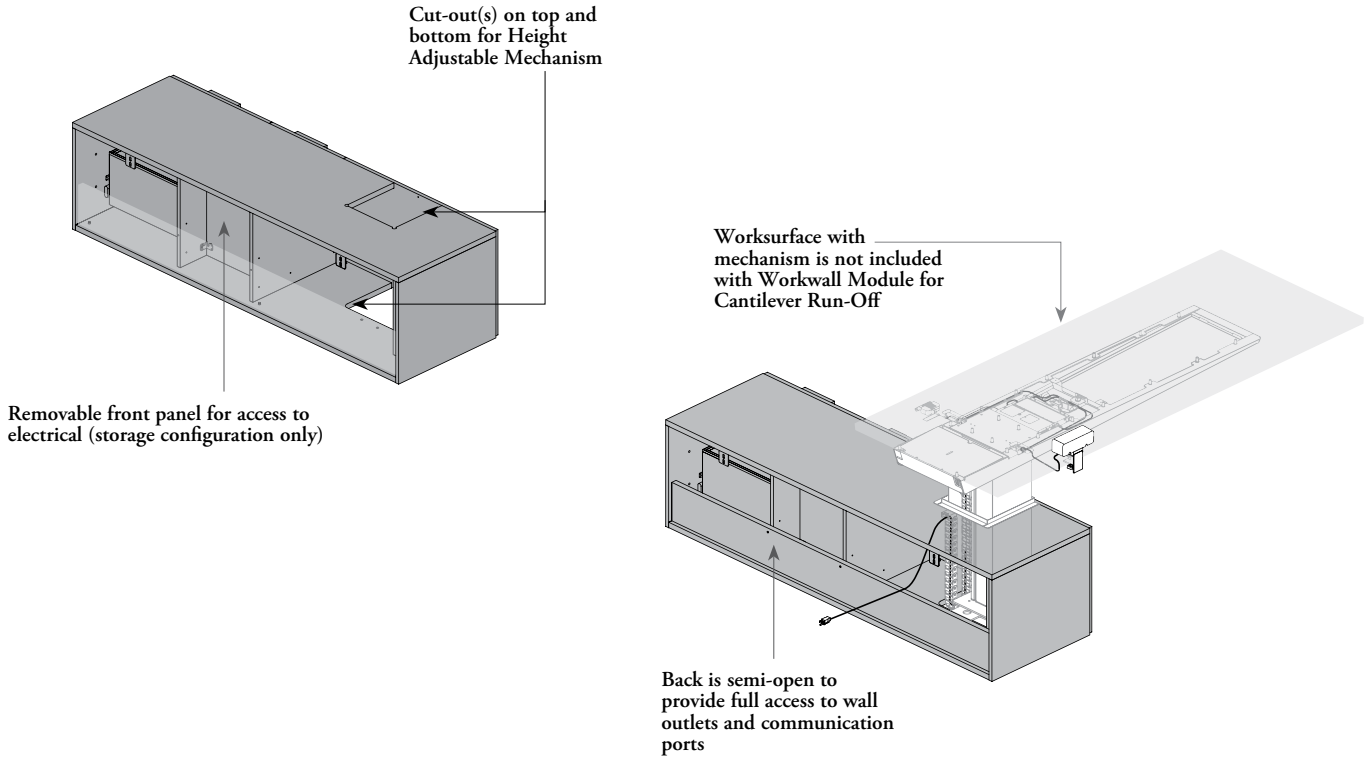

pull styles

Six pull styles are available:

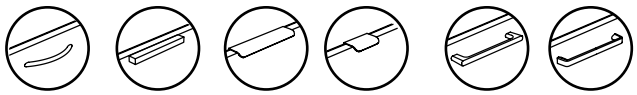

Standard Expansion (1) | Rectangular (9) | Edge – Standard (E) | Edge – Small (F) | Modern Straight (ADA) (M) | Slim (S)

for more details, refer to page 323

workwall credenza – mid – 21" h components (continued)

door configurations on workwall credenzas with cabinet section configuration

Come with 18" central door front nominal width

- Four Workwall Credenzas for Fixed or Height-Adjustability styles:
  - Workwall Credenza with Cabinet and Drawers – Mid – 21" h (BSMCD)
  - Workwall Credenza with Open Combo – Fixed Worksurface – Mid – 21" h (BSMCFW)
  - Workwall Credenza with Open Combo – Height-Adjustable Run-Off – Mid – 21" h (BSMCHR)
  - Workwall Credenza with Open Combo – Height-Adjustable Peninsula – Mid – 21" h (BSMHCP) (Shown)
  - Workwall Credenza with Drawers and Cabinet for Height-Adjustable Cantilever Run-Off – Mid – 21" h (BSMHLC)
- Two Door Configurations are available:

Recycling and Waste Bins (R)

- Provides closed recycling and/or waste bin storage
- Storage Bins are removable
- Comes with one flip-down door
- This section is **not** lockable

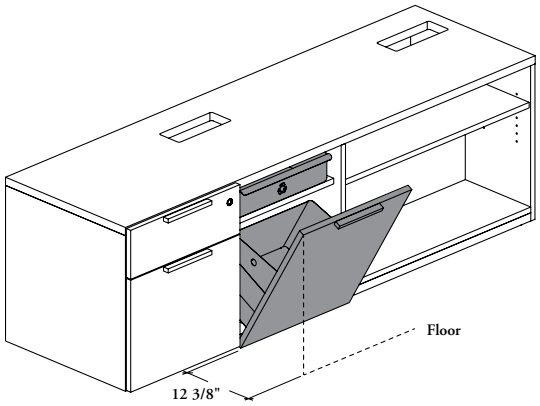

Recycling and Waste Bins Anatomy

Waste bin require a 20" wide x 12" hide bag **(13 Liter Capacity)** for a true fit. Waste bin include side detail to manage the excess of bag

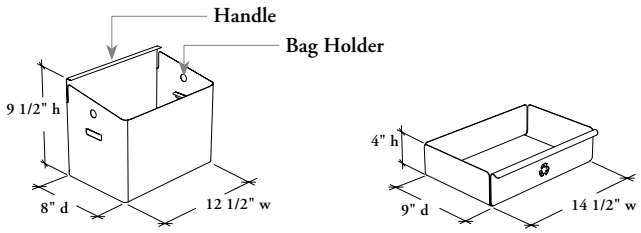

Storage (S)

- Provides closed and lockable storage with one adjustable shelf
- Comes with one adjustable shelf and has holes in 1 1/4" intervals on the inside walls for shelf height adjustment

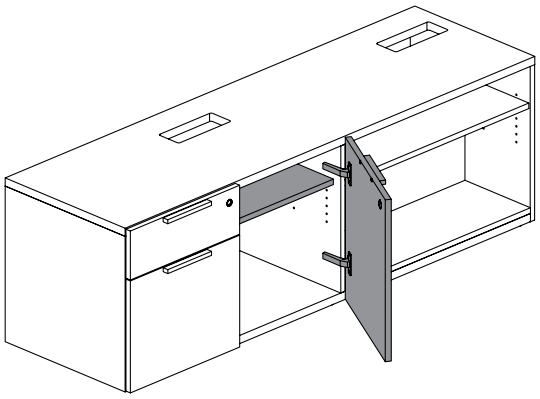

workwall credenza – mid – 21" h basics

Expansion Casegoods Workwall Credenzas can be used alone or with a selection of Fixed or Height-Adjustable Worksurfaces.

- When using a Workwall Credenza (**BSMCD, BSMOD, BSMWL, BSMHLR, BSMDOD and BSMCHR**), wall anchored is recommended for optimal stiffness but is **not** mandatory
- When using a Workwall Credenza (**BSMHDP, BSMCFW and BSMHCP**), no wall anchoring is needed
- **Cannot** be installed under a desk
- Back is partially open to provide wall access (electricity management)
- A Seat Pad/Cushion can be installed on these credenzas

Hinged Doors
Hinges allow the door to open up to 110°

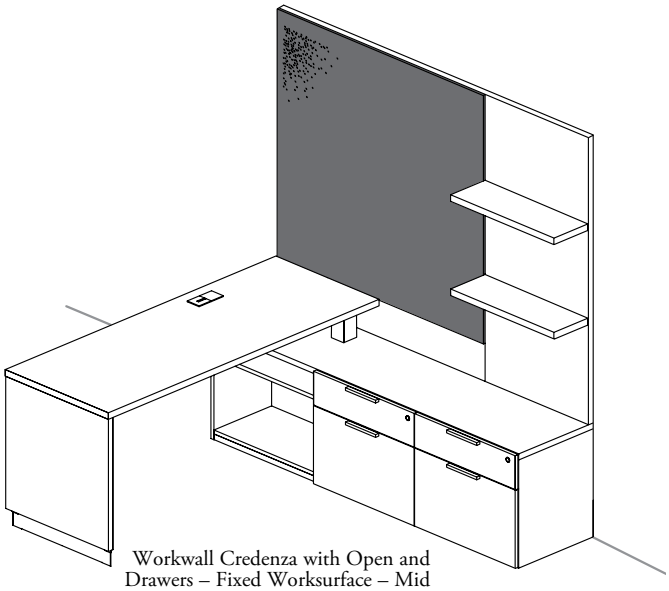

Workwall Credenza with Open and Drawers – Fixed Worksurface – Mid – 21" h (BSMWL) (Shown)

- Provides storage against the wall and support for one end Fixed or Height-Adjustable Worksurfaces
- Height: 21"
- Depths: 20" or 24"
- Include levelers with an adjustment range of 1"
- Lock option is standard lock
- If applicable, open section with adjustable shelf configurations has holes in 1 1/4" intervals on the inside walls for shelf height adjustment
- Additional shelves **cannot** be specified for these products
- A Wall Panel is **not** mandatory for mounting fixed or Height-Adjustable Worksurface
- The bottom drawer of the Storage are aligned with the bottom drawer off all filing storage of the Freestanding Storage section, except the metal one, when placed side-by-side

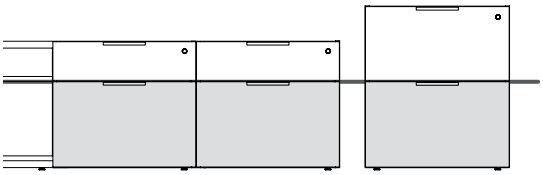

Bottom Drawers are aligned

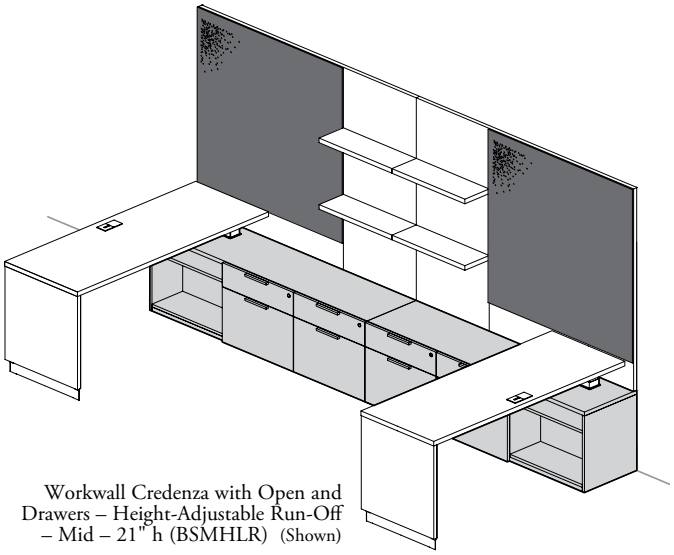

Workwall Credenza with Open and Drawers – Height-Adjustable Run-Off – Mid – 21" h (BSMHLR) (Shown)

workwall credenza – mid – 21" h basics (continued)

36" to 54" w

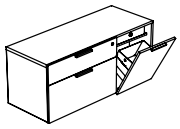

60" to 72" w

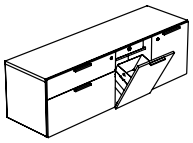

Include Recycling/ Waste Bins

Include Recycling/Waste Bins + Storage

Workwall Credenza with Cabinet and Drawers – Mid – 21" h (BSMCD)

- **Cannot** support one end of a semi-supported worksurface
- Widths: 36" to 72" (6" increments)
- When 60" wide and more is specified, an additional door section appears, opposite side to drawer's section
- Features full-extension drawers capable of accommodating both letter- and legal-size paper
- Drawer Configurations:
  - Drawers on Left (L) (Shown)
  - Drawer on Right (R)

42" to 72" w

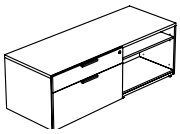

78" or 84" w

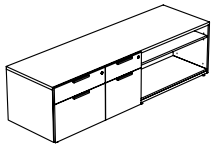

Workwall Credenza with Open and Drawers – Mid – 21" h (BSMOD)

- **Cannot** support one end of a semi-supported worksurface
- Widths: 42" to 84" (6" increments)
- Features full-extension drawers capable of accommodating both letter- and legal-size paper
- Drawer Configurations:
  - Drawers on Left (L) (Shown)
  - Drawer on Right (R)

60" to 72" w

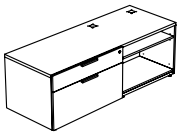

78" or 84" w

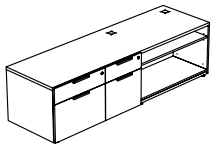

Workwall Credenza with Open and Drawers – Fixed Worksurface – Mid 21" h (BSMWL)

- Widths: 60" to 84" (6" increments)
- Fixed Worksurface Depths: 30" or 36"
- Worksurface Positions:
  - Left (L)
  - Right (R) (Shown)
- Features full-extension drawers capable of accommodating both letter- and legal-size paper
- Must be used with:
  - Fixed Run-Off – Mid-Height (BM_R)
  - Fixed Rectangular Meeting Peninsula (BC_FR)
  - Fixed D-Shape Meeting Peninsula (BC_FD)

60" to 72" w

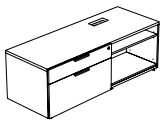

72" to 84" w

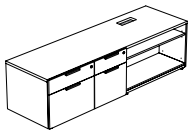

Worwall Credenza with Open and Drawers – Height-Adjustable Run-Off – Mid – 21" h (BSMHLR)

- Widths: 60" to 84" (6" increments)
- Height-Adjustable Worksurface Depths: 23", 29" or 35"
- Worksurface Positions:
  - Left (L)
  - Right (R) (Shown)
- Features full-extension drawers capable of accommodating both letter- and legal-size paper
- Must be used with:
  - Full-Modesty Height-Adjustable Desk for U-Shape Workstation – Offset Bases (BF_U)
  - Height-Adjustable Run-Off – Bevel Base (BH_RB)
  - Height-Adjustable Run-Off with Glass Top – Bevel Base (BHGRB)
  - Height-Adjustable Desk for U-Shape Workstation – Bevel Bases – Mid-Height (BH_UBK)

60" to 72 w

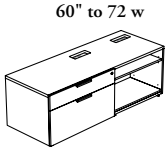

78" or 84" w

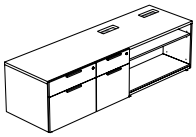

Workwall Credenza with Open and Drawers – Height-Adjustable Peninsula – Mid – 21" h (BSMHDP)

- Widths: 60" to 84" (6" increments)
- Height-Adjustable Worksurface Depth: 35"
- Worksurface Positions:
  - Left (L)
  - Right (R) (Shown)
- Features full-extension drawers capable of accommodating both letter- and legal-size paper
- Must be used with:
  - Height-Adjustable Peninsula – Bevel Post Leg (BH_RP or BH_TP)

workwall credenza – mid – 21" h basics (continued)

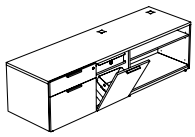

Recycling/Waste Bins (R)

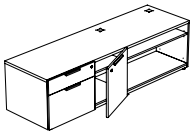

Storage (S)

Workwall Credenza with Open and Combo – Fixed Worksurface – Mid 21" h (BSMCFW)

- Widths: 66" to 84" (6" increments)
- Fixed Worksurface Depth: 30" to 54" (6" increments)
- Worksurface Positions:
  - Left (L)
  - Right (R) (Shown)
- Door Configurations:
  - Recycling/Waste Bins (R)
  - Storage (S)
- Features full-extension drawers capable of accommodating both letter- and legal-size paper
- Must be used with:
  - Fixed Run-Off – Bevel Base (BM_R)
  - Fixed Extended Tapered Peninsula – Bevel Post Leg (BM_EP)

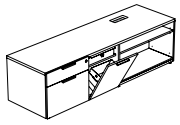

Recycling/Waste Bins (R)

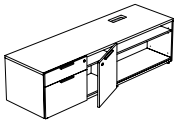

Storage (S)

Workwall Credenza with Open and Combo – Height-Adjustable Run-Off – Mid – 21" h (BSMCHR)

- Widths: 66" to 84" (6" increments)
- Height-Adjustable Worksurface Depths: 23", 29" or 35"
- Worksurface Positions:
  - Left (L)
  - Right (R) (Shown)
- Door Configurations:
  - Recycling/Waste Bins (R)
  - Storage (S)
- Features full-extension drawers capable of accommodating both letter- and legal-size paper
- Must be used with:
  - Full-Modesty Height-Adjustable Desk for U-Shape Workstation – Offset Bases (BF_U)
  - Height-Adjustable Run-Off – Bevel Base (BH_RB)
  - Height-Adjustable Run-Off with Glass Top – Bevel Base (BHGRB)
  - Height-Adjustable Desk for U-Shape Workstation – Bevel Bases
    - Mid-Height (BH_UBK)

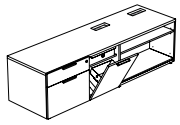

Recycling/Waste Bins (R)

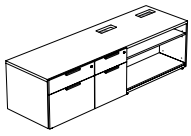

Storage (S)

Workwall Credenza with Open and Combo – Height-Adjustable Peninsula – Mid – 21" h (BSMHCP)

- Widths: 66" to 84" (6" increments)
- Height-Adjustable Worksurface Depth: 35", 46" or 52"
- Worksurface Positions:
  - Left (L)
  - Right (R) (Shown)
- Door Configurations:
  - Recycling/Waste Bins (R)
  - Storage (S)
- Features full-extension drawers capable of accommodating both letter- and legal-size paper
- Must be used with:
  - Height-Adjustable Peninsula – Bevel Post Leg (BH_RP, BH_TP or BH_PE)

48" to 84" w

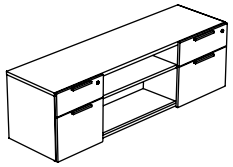

Workwall Credenza for Media with Open and Drawers – Mid – 21" h (BSMDOD)

- **Cannot** support one end of a semi-supported worksurface
- Widths: 42" to 84" (6" increments)
- Features full-extension drawers capable of accommodating both letter- and legal-size paper

workwall credenzas – height-adjustable cantilever run-off – mid – 21" h basics

These Workwall Credenzas can be used with a Height-Adjustable Cantilever Run-Off.

- Expansion Casegoods Workwall Credenzas are only compatible with Height-Adjustable Cantilever Run-Offs (BH_CR and BH_CP)
- Must be installed against a building wall
- Wall anchoring is recommended for optimal stiffness but is **not** mandatory
- **Do not** require attachment to another Freestanding or Workwall Storage unit. However, when connected together, they ensure a perfect installation
- Includes a front removable panel for electrical and cable access
- Back is partially open to provide wall access (electricity management)
- A Seat Pad/Cushion can be installed on these credenza



Workwall Credenza with Drawers and Cabinet – Height-Adjustable Run-Off – Mid – 21" h (BSMHLC) (Shown)

workwall credenzas – height-adjustable cantilever run-off – mid – 21" h basics (continued)

- Provides storage against the wall and support for one end Fixed or Height-Adjustable Cantilever Run-Off
- A Wall Panel is **not** mandatory for mounting fixed or Height Adjustable Worksurface
- Can support Wall Panels (B_WCC, B_WCO, B_WAA, B_WOO, B_WMD, B_WMO or B_WMM)
- Include levelers with an adjustment range of 1"
- Features full-extension drawers capable of accommodating both letter- and legal-size paper

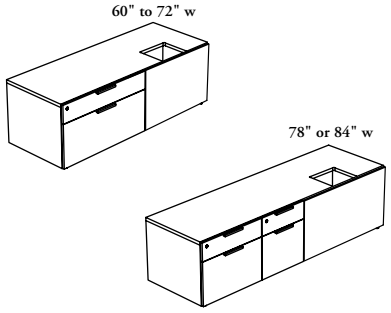

Workwall Credenza with Drawers – Height-Adjustable Cantilever Run-Off – Mid – 21" h (BSMCHC)

- Depth: 24"
- Widths: 60" to 84" (6" increments)
- Height: 21"
- Height-Adjustable Worksurface Depths: 28" and 34"

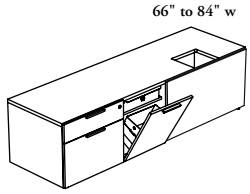

Recycling/Waste Bins (R)

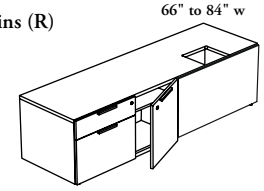

Storage (S)

Workwall Credenza with Drawers and Cabinet – Height-Adjustable Cantilever Run-Off – Mid – 21" h (BSMHLC)

- Depth: 24"
- Widths: 66" to 84" (6" increments)
- Height: 21"
- Height-Adjustable Worksurface Depths: 28" and 34"
- Worksurface Positions:
  - Left (L)
  - Right (R) (Shown)
- Door Configurations:
  - Recycling/Waste Bins (R)
  - Storage (S)

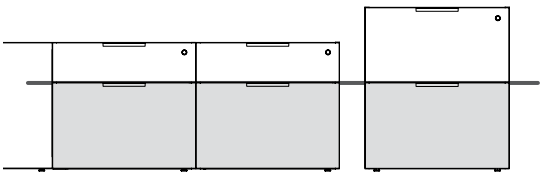

Bottom Drawers are aligned

- The bottom drawer of the Storage aligns with the bottom drawers of all filing storage in the Freestanding Storage section, except for the metal one when they are placed side-by-side

workwall credenzas for fixed or height-adjustable worksurfaces – drawer widths

The following illustrates Expansion Casegoods mid-height Workwall Credenzas drawer and open sections nominal widths.

workwall credenza with cabinet & drawers – mid – 21" h (BSMCD)

Only Drawers on Left (L) is showned

- Comes with one Box & File Drawers Section
- Includes one Recycling/ Waste Bins Section

36" Width

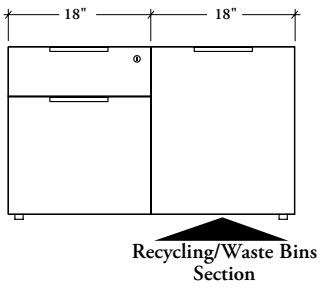

42" Width

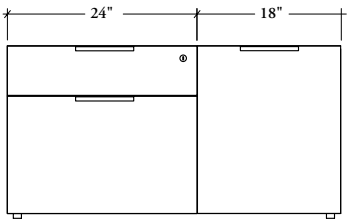

48" Width

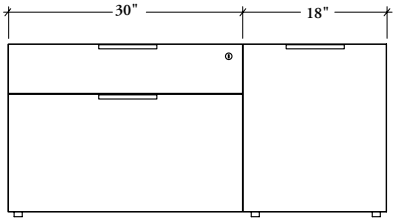

54" Width

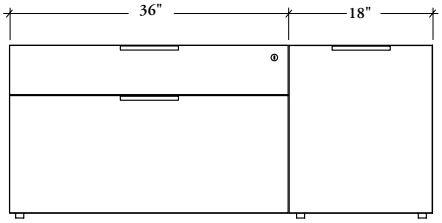

- Comes one Box & File Drawers Section
- Includes one Recycling/ Waste Bins and one Storage Sections

60" Width

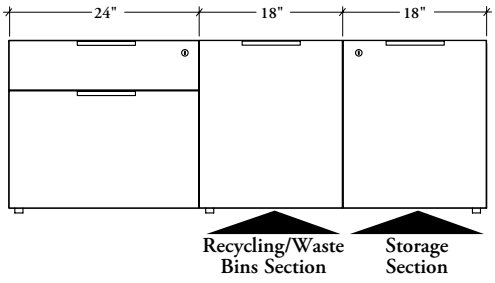

66" Width

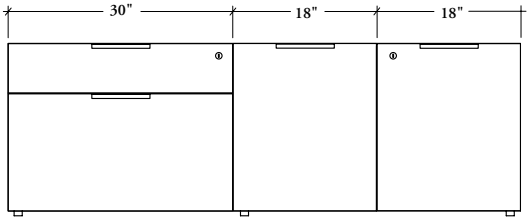

72" Width

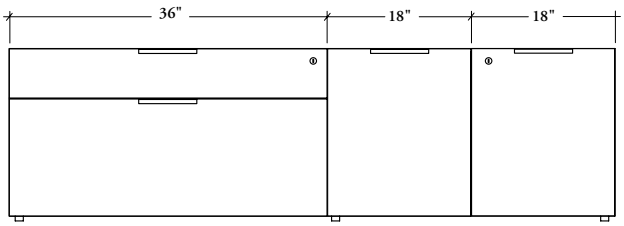

workwall credenzas for fixed or height-adjustable worksurfaces – drawer widths (continued)

workwall credenza with open & drawers – mid – 21" h (BSMOD)

Only Drawers on Left (L) is showned

- Comes with one Box & File Drawers Section
- Includes one Open Section

42" Width

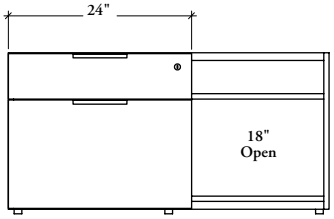

48" Width

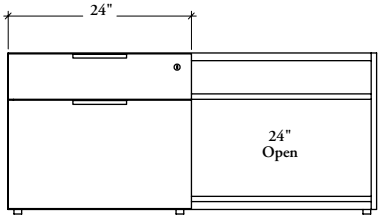

54" Width

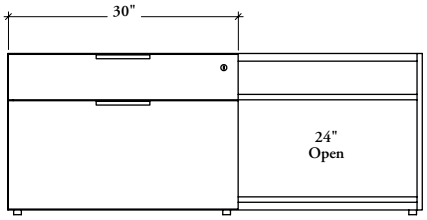

60" Width

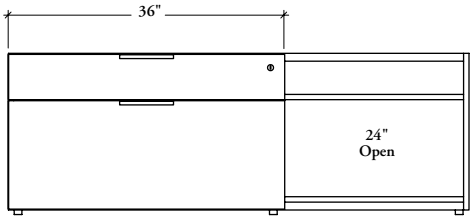

66" Width

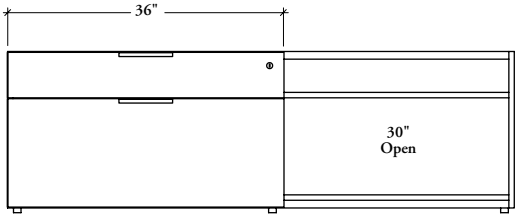

72" Width

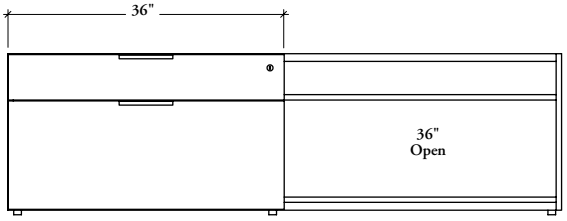

- Comes two Box & File Drawers Section
- Includes one Open Section

78" Width

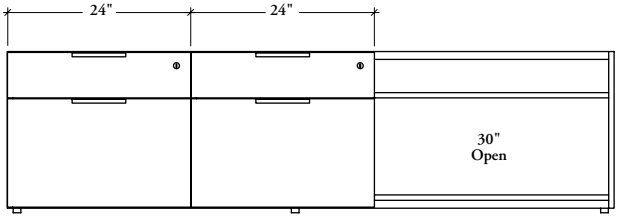

84" Width

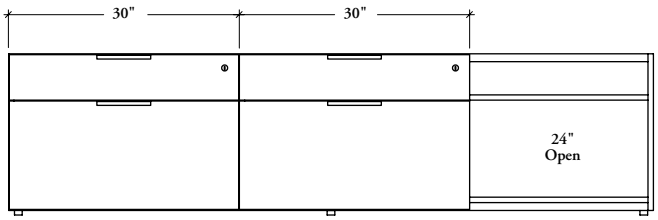

workwall credenzas for fixed or height-adjustable worksurfaces – drawer widths (continued)

workwall credenza with open & drawers – height-adjustable run-off – mid – 21" h (BSMHLR)

Only Drawers on Left (L) is showned

for 23" deep Height-Adjustable Desk for U-Shape or Full-Modesty Height-Adjustable Desk for U-Shape

60" Width

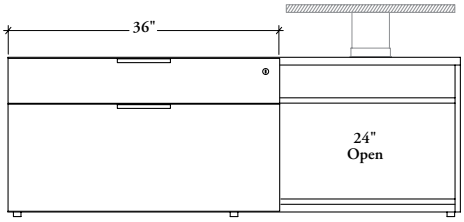

66" Width

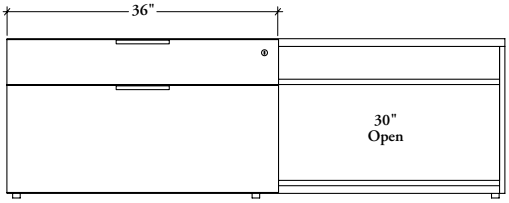

72" Width

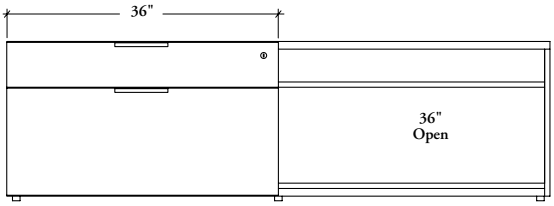

78" Width

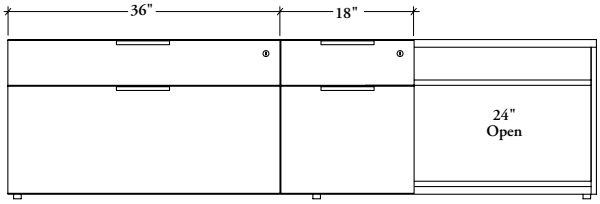

84" Width

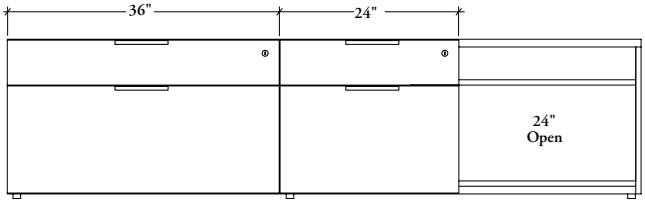

workwall credenzas for fixed or height-adjustable worksurfaces – drawer widths (continued)

workwall credenza with open & combo – height-adjustable run-off – mid – 21" h (BSMCHR)

Only Drawers on Left (L) is showned

60" Width

N/A

for 23" deep Height-Adjustable Desk for U-Shape or Full-Modesty Height-Adjustable Desk for U-Shape

66" Width

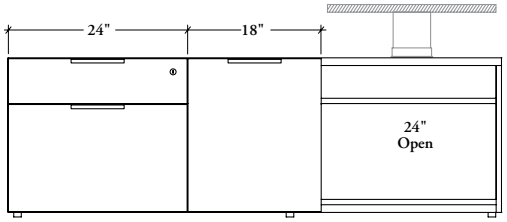

72" Width

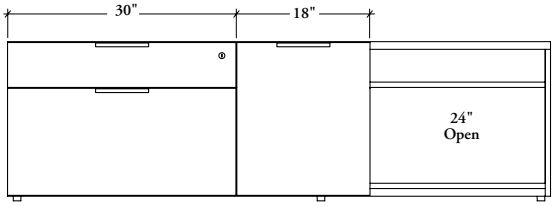

78" Width

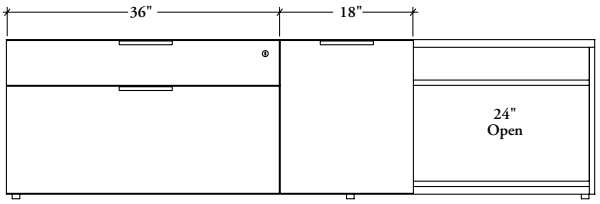

84" Width

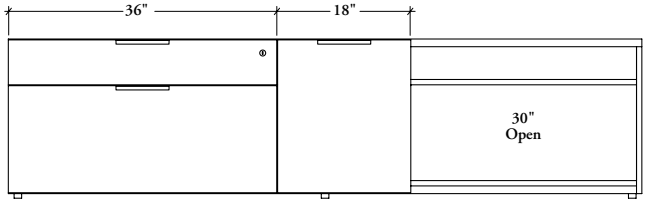

Recycling/Waste Bins or Storage Section

workwall credenzas for fixed or height-adjustable worksurfaces – drawer widths (continued)

workwall credenza with open & drawers – fixed worksurface – mid – 21" h (BSMWL), workwall credenza with open & drawers – height-adjustable run-off – mid – 21" h (BSMHLR) (shown) or workwall credenza with drawers – height-adjustable cantilever run-off – mid – 21" h (BSMCHC)

Only Drawers on Left (L) is showned

for 30" deep Fixed Run-Off or for 29" deep Height-Adjustable Run-Off, Height-Adjustable Desk for U-Shape or Full-Modesty Height-Adjustable Desk for U-Shape
OR
for 28" deep Height-Adjustable Cantilever Run-Off

60" Width

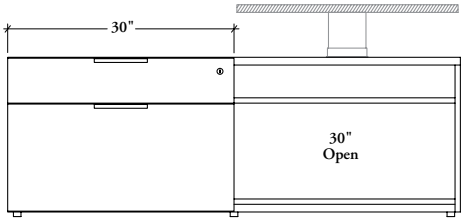

66" Width

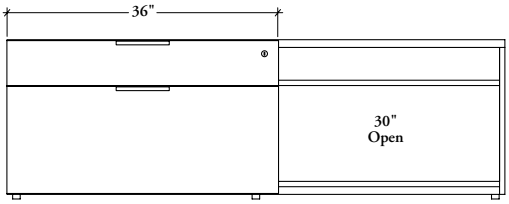

72" Width

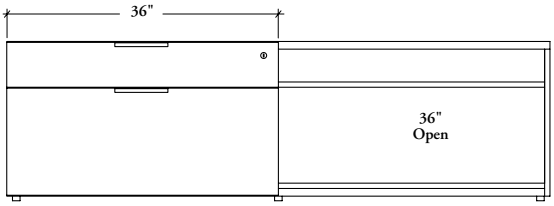

78" Width

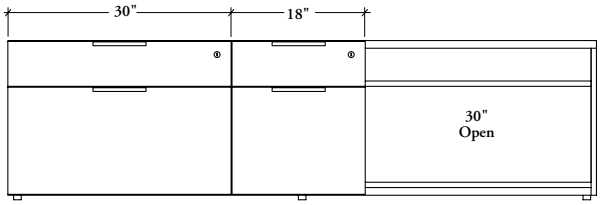

84" Width

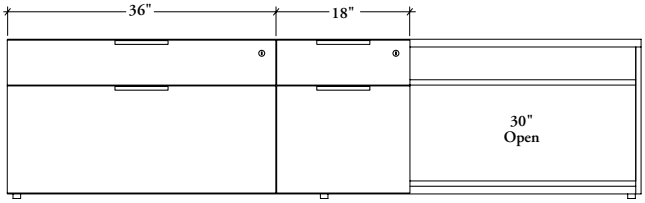

workwall credenzas for fixed or height-adjustable worksurfaces – drawer widths (continued)

workwall credenza with open & drawers – fixed worksurface mid – 21" h (BSMWL),
workwall credenza with open & drawers – height-adjustable run-off – mid – 21" h (BSMHLR) (shown),
workwall credenza with open & drawers – height-adjustable peninsula – mid – 21" h (BSMHDP) or
workwall credenza with drawers – height-adjustable cantilever run-off – mid – 21" h (BSMCHC)

Only Drawers on Left (L) is showned

for 36" deep Fixed Run-Off or
for 35" deep Height-Adjustable Run-Off or Height-Adjustable Rect.
or Tap. Peninsulas
OR
for 34" deep Height-Adjustable Cantilever Run-Off

60" Width

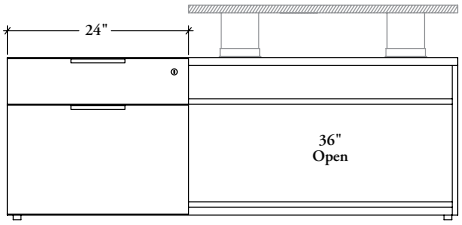

66" Width

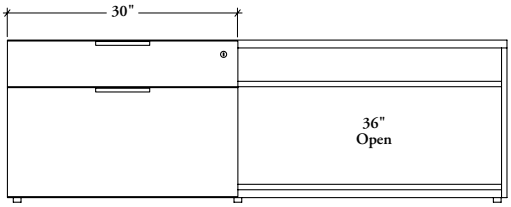

72" Width

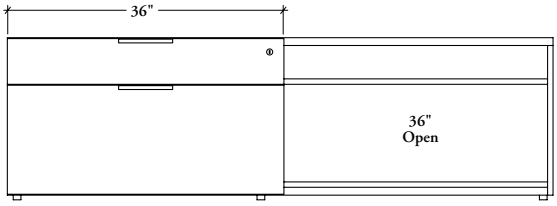

78" Width

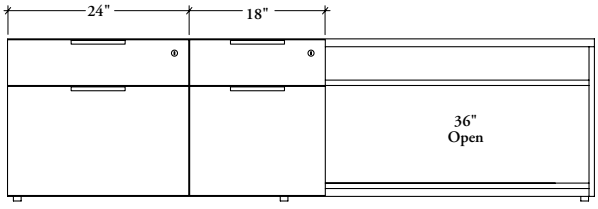

84" Width

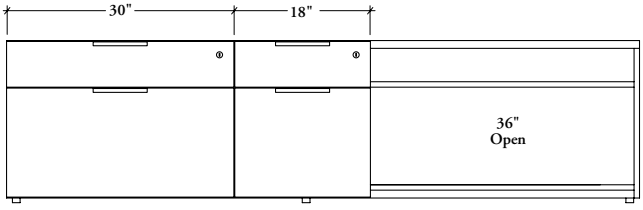

workwall credenzas for fixed or height-adjustable worksurfaces – drawer widths (continued)

workwall credenza with open & combo – fixed-worksurface – mid – 21" h (BSMCFW), workwall credenza with open & combo – height-adjustable run-off – mid – 21" h (BSMCHR) (shown), workwall credenza with drawers and cabinet – height-adjustable cantilever run-off – mid – 21" h (BSMHLC)

Only Drawers on Left (L) is showned

60" Width — N/A

for 30" deep Fixed Run-Off or
for 29" deep Height-Adjustable Run-Off, Height-Adjustable Desk
for U-Shape or Full-Modesty Height-Adjustable Desk for U-Shape
OR
for 28" deep Height-Adjustable Cantilever Run-Off

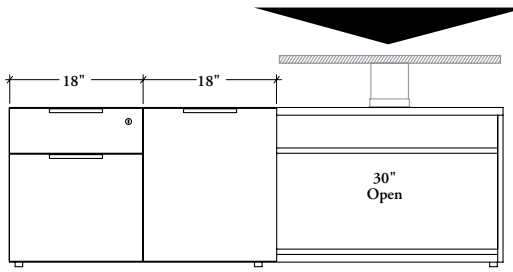

66" Width

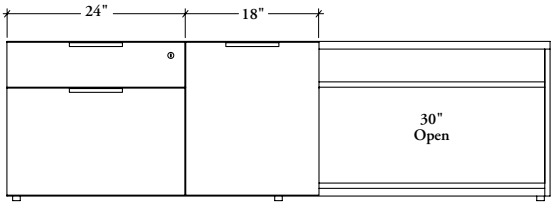

72" Width

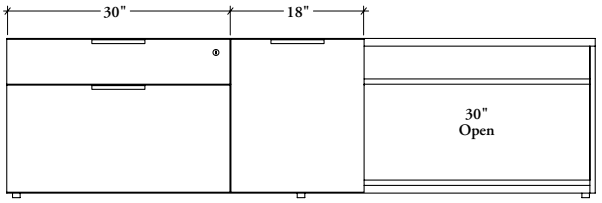

78" Width

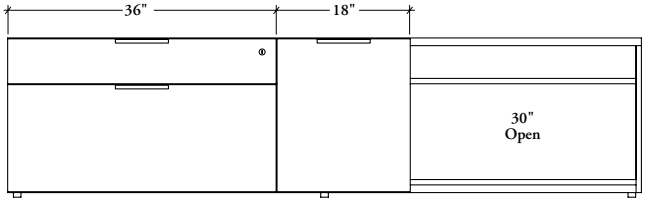

84" Width

Recycling/Waste Bins
or Storage Section

workwall credenzas for fixed or height-adjustable worksurfaces – drawer widths (continued)

workwall credenza with open & combo – fixed-worksurface – mid – 21" h (BSMCFW),
workwall credenza with open & combo – height-adjustable run-off – mid – 21" h (BSMCHR) (shown),
workwall credenza with open & combo – height-adjustable peninsula – mid – 21" h (BSMHCP) or
workwall credenza with drawers and cabinet – height-adjustable cantilever run-off – mid – 21" h (BSMHLC)

Only Drawers on Left (L) is showned

60" Width — N/A

66" Width — N/A

for 36" deep Fixed Run-Off or
for 35" deep Height-Adjustable Run-Off or Rect. or Tap. Peninsulas
OR
for 34" deep Height-Adjustable Cantilever Run-Off

72" Width

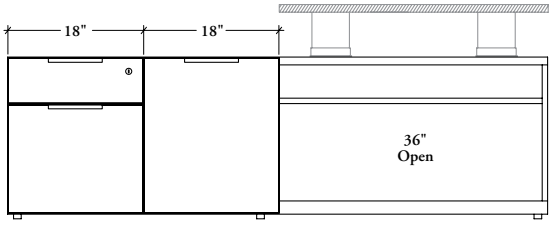

78" Width

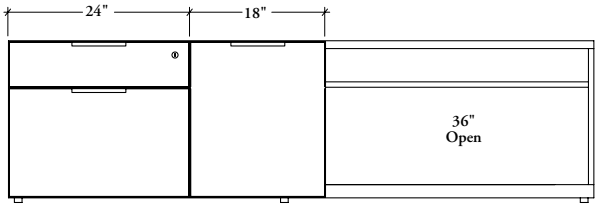

84" Width

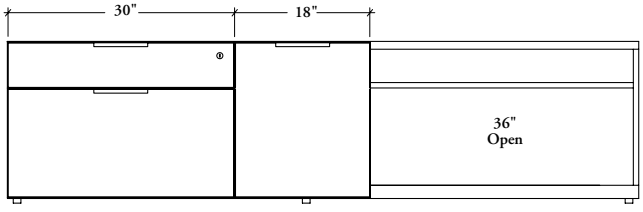

Recycling/Waste Bins
or Storage Section

workwall credenzas for fixed or height-adjustable worksurfaces – drawer widths (continued)

workwall credenza with open & combo – fixed-worksurface – mid – 21" h (BSMCFW) or workwall credenza with open & combo – height-adjustable peninsula – mid – 21" h (BSMHCP)

Only Drawers on Left (L) is showned

60" Width

N/A

for 48" deep Fixed Ext. Tap. Peninsula or
for 46" deep Height-Adjustable Ext. Tap. Peninsula

66" Width

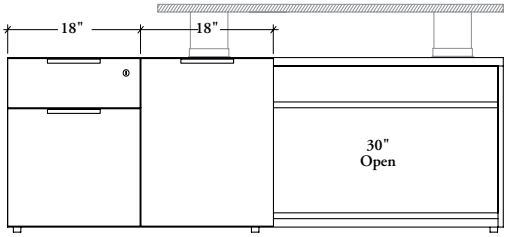

72" Width

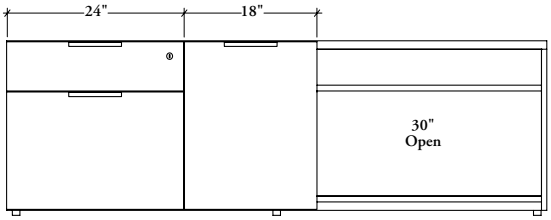

78" Width

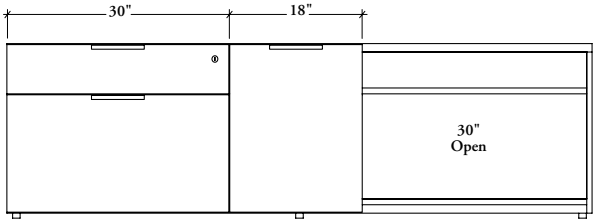

84" Width

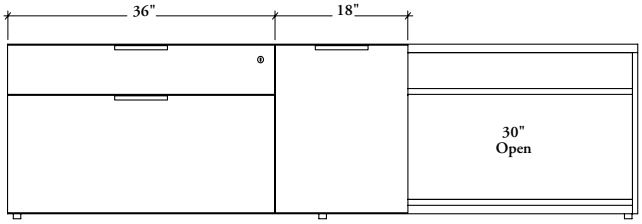

Recycling/Waste Bins
or Storage Section

workwall credenzas for fixed or height-adjustable worksurfaces – drawer widths (continued)

workwall credenza with open & combo – fixed-worksurface – mid – 21" h (BSMCFW) or workwall credenza with open & combo – height-adjustable peninsula – mid – 21" h (BSMHCP)

Only Drawers on Left (L) is showned

60" Width — N/A

66" Width — N/A

72" Width

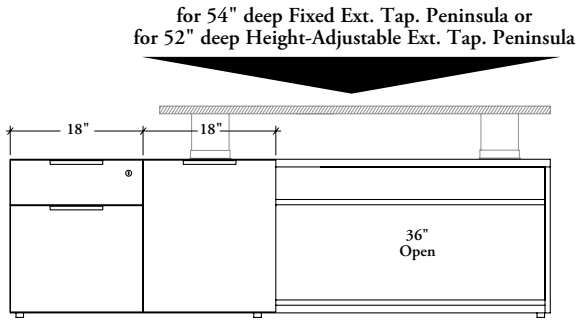

78" Width

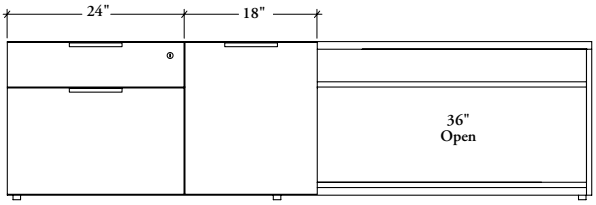

84" Width

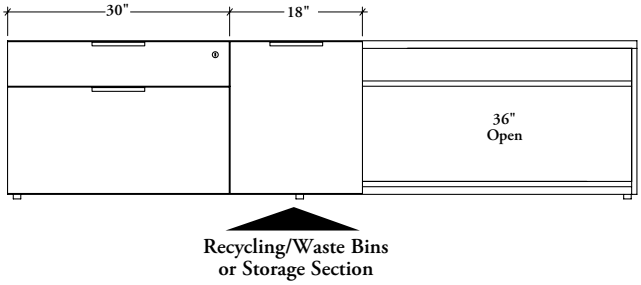

workwall credenzas for fixed or height-adjustable worksurfaces – drawer widths (continued)

workwall credenza for media with open & drawers – mid – 21" h (BSMDOD)

- Comes with one Box & File Drawers on both ends
- Includes one Open Central Section

48" Width

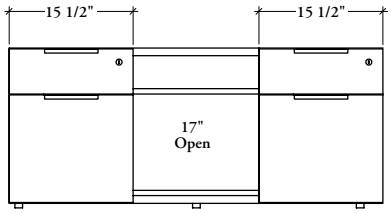

54" Width

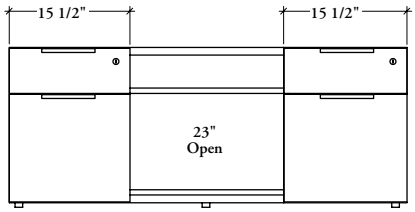

60" Width

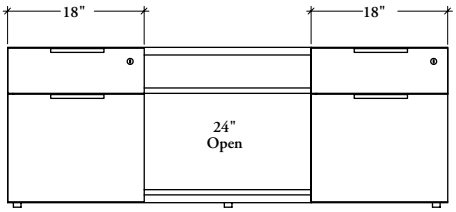

66" Width

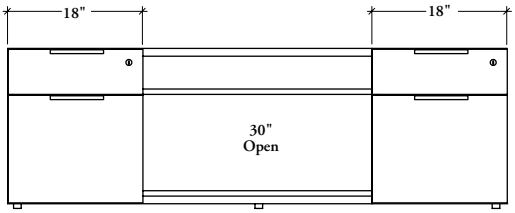

72" Width

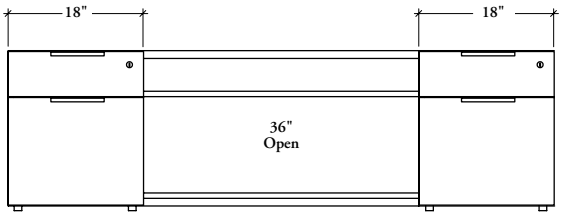

78" Width

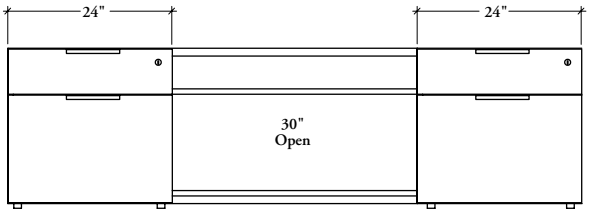

84" Width

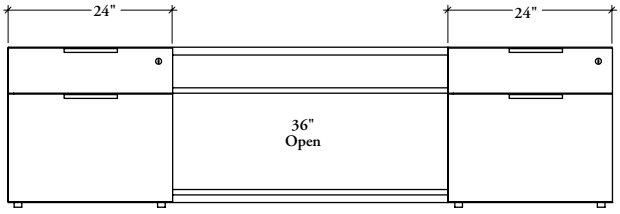

interior clearance – workwall credenza – mid –21" h

The following outline the interior clearance available for all mid-height Workwall Bookcases.

interior height clearance

- The open section features holes at 1 1/4" intervals on the interior walls, allowing for convenient adjustment of shelf height
- The following height dimension listed below are available for all mid-height Workwall Credenzas and Mid-Height Credenza (BSMFL) of the Freestanding Storage & Accessories section



interior depth clearance (20" deep shown)

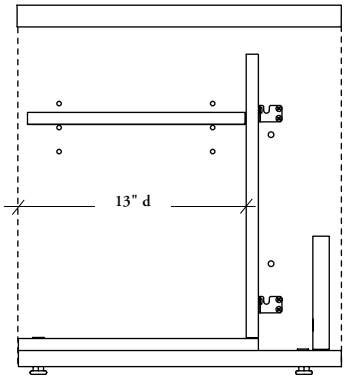

drawer depths

All mid-height Workwall Credenzas with drawers feature 12" deep Box Drawer and 15" deep File Drawer. Only exceptions are 48" or 54" wide Workwall Credenza for Media with Open and Drawers – Mid – 21" h (BSMDOD) which feature 15" deep Box Drawer

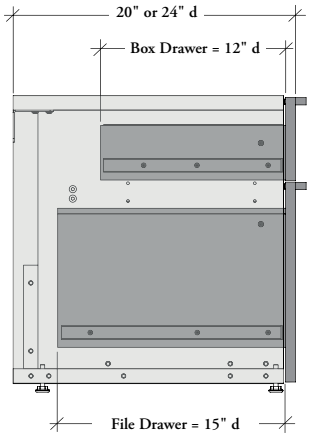

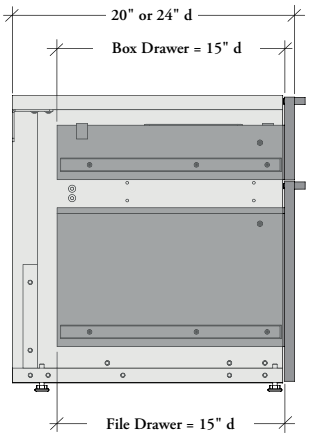

filing drawer capacities – workwall credenzas – mid – 21" h for fixed or height-adjustable worksurfaces

Lateral file drawer mid-height Workwall Credenzas capacities are shown below.

The dimensions listed below are inside drawer

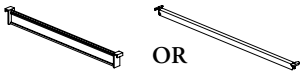

* The Letter or A4 paper size is allowed but require optional Hanging File Bar (RSLB)

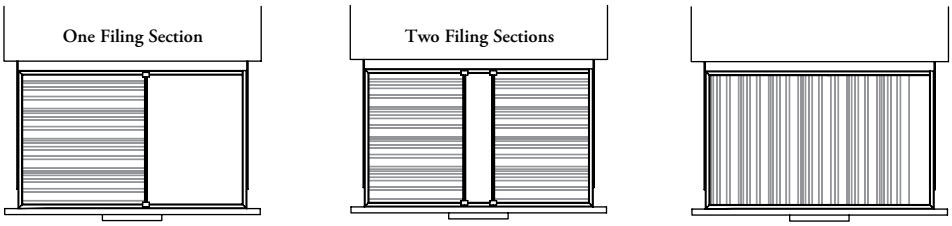

15 1/2" wide drawer

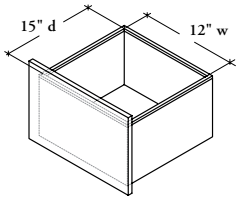

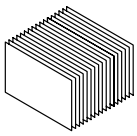

Paper Sizes Allowed:
- Letter
- A4

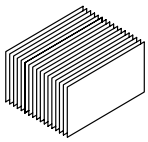

Paper Size Allowed:
- Legal

18" wide drawer

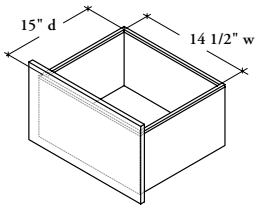

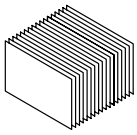

Paper Sizes Allowed:
- Letter
- A4

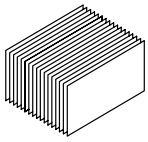

Paper Size Allowed:
- Legal

24" wide drawer

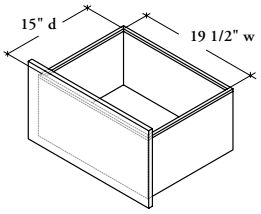

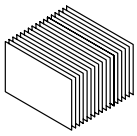

Paper Sizes Allowed:
- Letter
- A4
- Legal

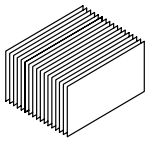

Paper Sizes Allowed:
- Letter*
- A4*
- Legal

30" wide drawer

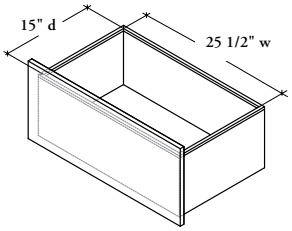

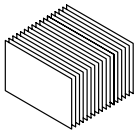

Paper Sizes Allowed:
- A4
- Legal

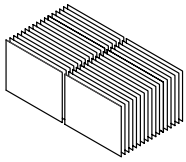

Paper Size Allowed:
- Letter

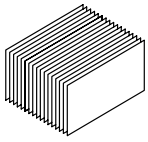

Paper Sizes Allowed:
- Letter*
- A4*
- Legal

36" wide drawer

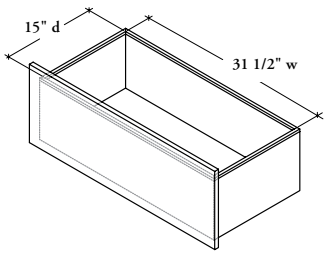

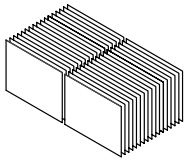

Paper Sizes Allowed:
- Letter
- A4
- Legal

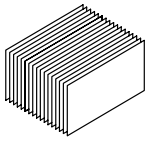

Paper Sizes Allowed:
- Letter*
- A4*
- Legal

planning with workwall credenzas – mid – 21" h for fixed or height-adjustable worksurfaces

- Credenzas are configured based on worksurface style and dimension to ensure that drawers are **not** located underneath worksurface. For some configurations, the door of mid-height Workwall Credenza with Open and Combo – Fixed Worksurface (BSMCFW) or mid-height Workwall Credenza with Open and Combo – Height-Adjustability (BSMCHR (Shown) or BSMHCP) may be located underneath the worksurface
- For planning with a Workwall Credenza – Height-Adjustable Cantiliver Run-Off, refer to page 385

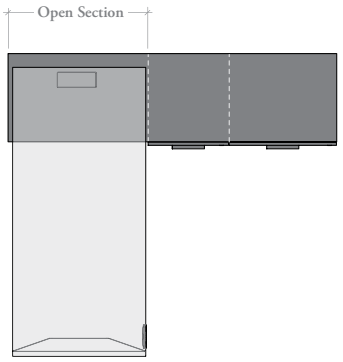

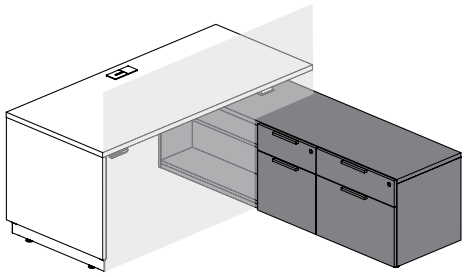

Fixed Extended Tapered Peninsula with Workwall Credenza with Open and Combo – Fixed Worksurface (BSMCFW) or Height-Adjustable Extended Tapered Peninsula with Workwall Credenza with Open and Combo – Height-Adjustability (BSMCHR or BSMHCP)

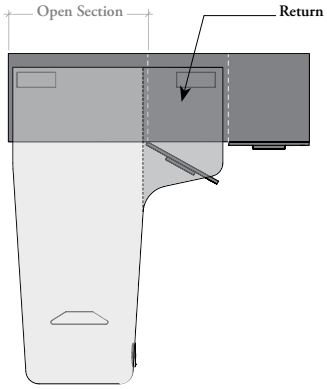

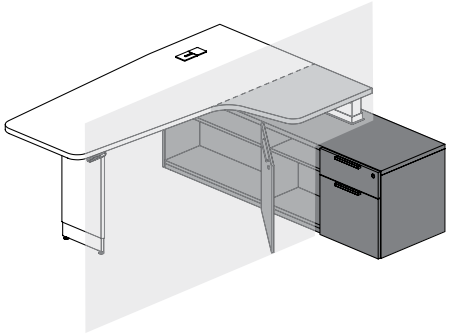

Recycling/Waste Bins or Storage section is located underneath worksurface

Height-Adjustable Peninsula with mid-height Workwall Credenza with Open and Combo – Height-Adjustable Peninsula (BSMHCP)

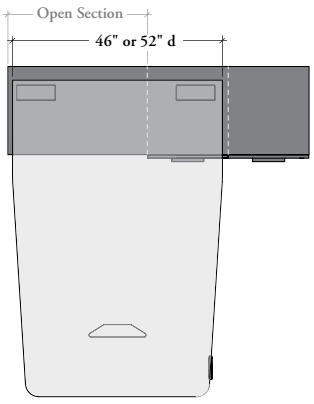

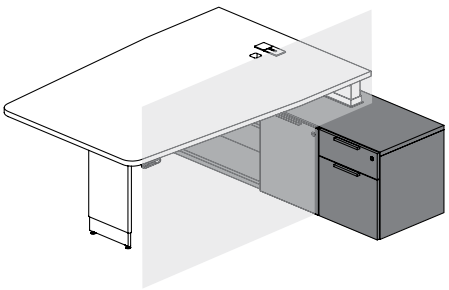

When a 46" or 52" deep Height-Adjustable Peninsula is specified above a mid-height Workwall Credenza with Open and Combo – Height-Adjustable Peninsula, the recycling/waste bins or storage section **is more difficult to access**, because the surface covered completely the storage access

product offering – workwall storage

All dimensions on this page are actual

Workwall Module – Height-Adjustable Cantilever Run-Off (BHKHC)

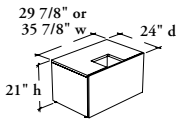

1 access panel

Workwall Module – Fixed-Height Cantilever Run-Off (BHKFC)

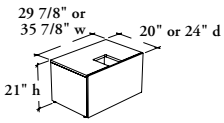

1 access panel

Workwall Kneespace Module – Height-Adjustability (BHKHW)

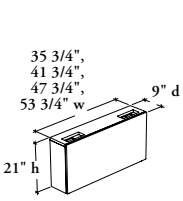

1 access panel

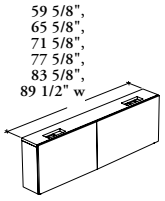

2 access panels

Workwall Kneespace Module – Full-Modesty Height-Adjustable Run-Off (BHKHM)

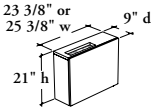

1 access panel, no extension panel

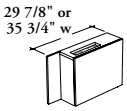

1 access panel, 1 extension panel

Workwall Kneespace Module – Full-Modesty Height-Adjustable Extended or "L" Run-Off (BHKHL)

For 29" depth A

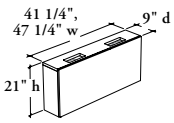

1 access panel, no extension panel

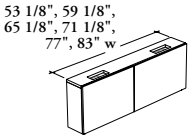

2 access panels, no extension panel

For 35" depth A

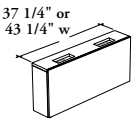

1 access panel, no extension panel

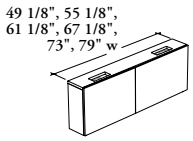

2 access panels, no extension panel

For 29" or 35" depth A

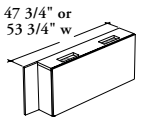

1 access panel, 1 extension panel

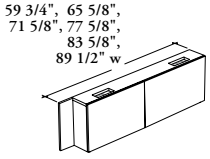

2 access panels, 1 extension panel

Workwall Kneespace Module – Height-Adjustability and Fixed Worksurface (BHKHF)

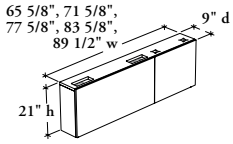

2 access panels

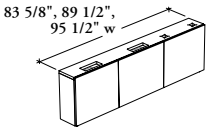

3 access panels

Workwall Kneespace Module – Fixed Worksurface (BHKFW)

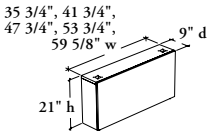

1 access panel

Workwall Kneespace Module – Full-Modesty Fixed Run-Off (BHKFR)

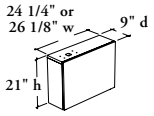

1 access panel, no extension panel

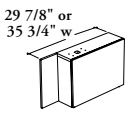

1 access panel, 1 extension panel

Workwall Bookcase – Mid – 21" h (BSMO)

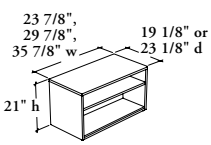

1 adjustable shelf

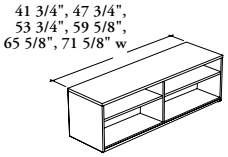

2 adjustable shelves

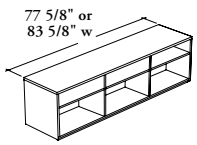

3 adjustable shelves

Workwall Bookcase – Fixed Worksurface – Mid – 21" h (BSMOBW)

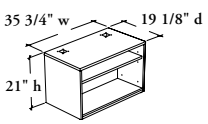

1 adjustable shelf

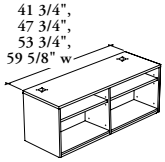

2 adjustable shelves

product offering – workwall storage (continued)

All dimensions on this page are actual

Workwall Bookcase – Height-Adjustable Worksurface – Mid – 21" h (BSMOBH)

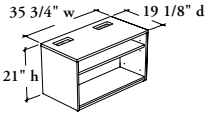

1 adjustable shelf

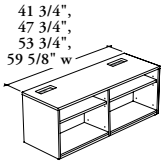

2 adjustable shelves

Workwall Bookcase – Integral Top – 29" h (BSOBT)

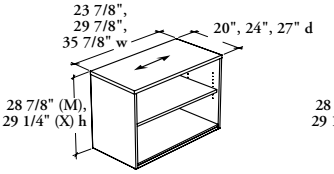

1 adjustable shelf

Workwall Bookcase – Integral Top – 29" h – Cross Grain (BSOBC)

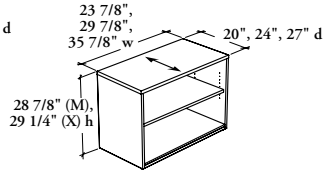

1 adjustable shelf

Workwall Cabinet – Mid – 21" h – (BSMD)

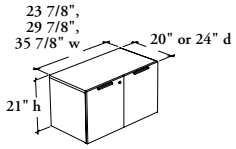

2 doors

Workwall Cabinet – Integral Top – 29" h (BSCT)

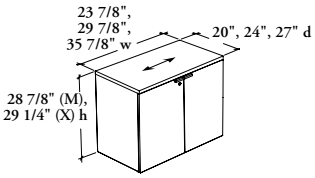

2 doors

Workwall Cabinet – Integral Top – 29" h – Cross Grain (BSDC)

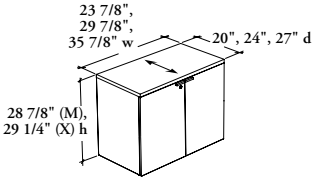

2 doors

Workwall Lateral Files – Integral Top – 29" h (BSLFT)

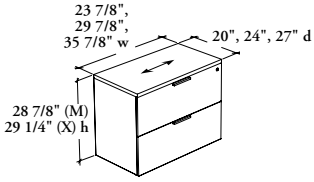

2 large file drawers

Workwall Lateral Files – Integral Top – 29" h – Cross Grain (BSLFC)

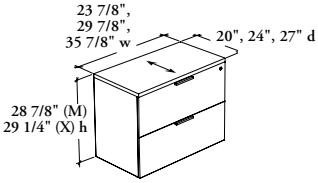

2 large file drawers

Workwall Stretch Pedestal – Mid – 21" h (BSMSSP)

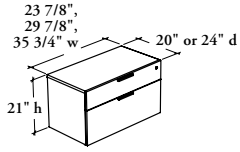

1 box drawer,
1 file drawer

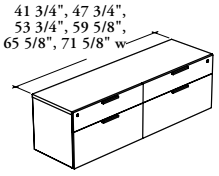

2 box drawers,
2 file drawers

Workwall Stretch Pedestal – Integral Top – 29" h (BSPT)

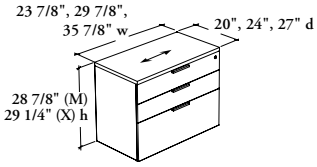

2 large box drawers,
1 large file drawer

Workwall Stretch Pedestal – Integral Top – 29" h – Cross Grain (BSPC)

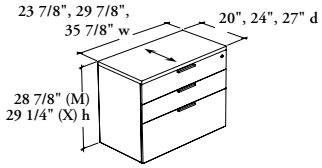

2 large box drawers,
1 large file drawer

Workwall Credenza with Cabinet and Drawers – Mid – 21" h (BSMCD)

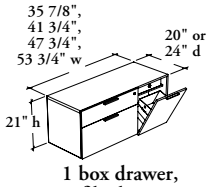

1 box drawer,
1 file drawer,
1 door (recycling/waste bins)

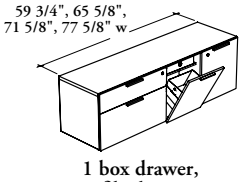

1 box drawer,
1 file drawer,
1 door (recycling/waste bins),
1 door and 1 adj. shelf (storage)

Workwall Credenza with Open and Drawers – Mid – 21" h (BSMOD)

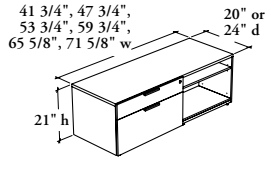

1 box drawer,
1 file drawer,
1 adjustable shelf (open)

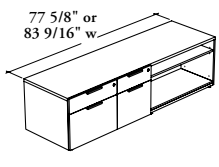

2 box drawers,
2 file drawers,
1 adjustable shelf (open)

product offering – workwall storage (continued)

All dimensions on this page are actual

Workwall Credenza with Open and Drawers – Fixed Worksurface – Mid – 21" h (BSMWL)

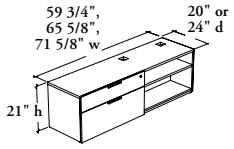

1 box drawer,
1 file drawer,
1 adjustable shelf (open)

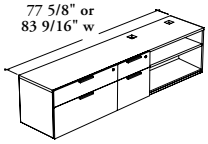

2 box drawers,
2 file drawers,
1 adjustable shelf (open)

Workwall Credenza with Open and Drawers – Height-Adjustable Run-Off – Mid – 21" h (BSMHLR)

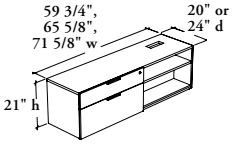

1 box drawer,
1 file drawer,
1 adjustable shelf (open)

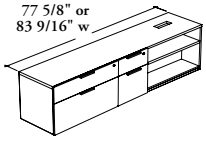

2 box drawers,
2 file drawers,
1 adjustable shelf (open)

Workwall Credenza with Open and Drawers – Height-Adjustable Peninsula – Mid – 21" h (BSMHDP)

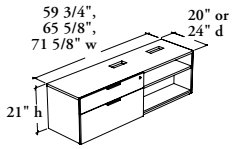

1 box drawer,
1 file drawer,
1 adjustable shelf (open)

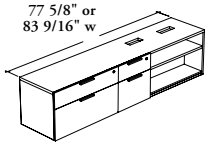

2 box drawers,
2 file drawers,
1 adjustable shelf (open)

Workwall Credenza with Open and Combo – Fixed Worksurface – Mid – 21" h (BSMCFW)

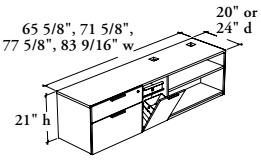

1 box drawer,
1 file drawer,
1 door (recycling/waste bins),
1 adjustable shelf (open)

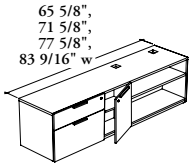

1 box drawer,
1 file drawer,
1 door and 1 adj. shelf (storage),
1 adjustable shelf (open)

Workwall Credenza with Open and Combo – Height-Adjustable Run-Off – Mid – 21" h (BSMCHR)

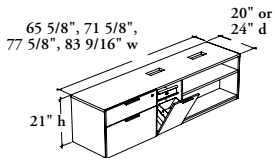

1 box drawer,
1 file drawer,
1 door (recycling/waste bins),
1 adjustable shelf (open)

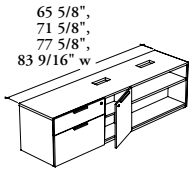

1 box drawer,
1 file drawer,
1 door and 1 adj. shelf (storage),
1 adjustable shelf (open)

Workwall Credenza with Open and Combo – Height-Adjustable Peninsula – Mid – 21" h (BSMHCP)

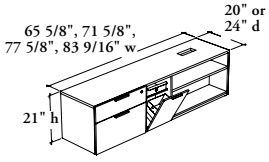

1 box drawer,
1 file drawer,
1 door (recycling/waste bins),
1 adjustable shelf (open)

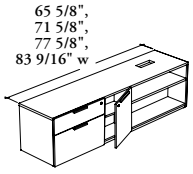

1 box drawer,
1 file drawer,
1 door and 1 adj. shelf (storage),
1 adjustable shelf (open)

Workwall Credenza with Drawers – Height-Adjustable Cantilever Run-Off – Mid – 21" h (BSMCHC)

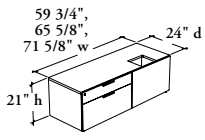

1 box drawer,
1 file drawer,
1 access panel

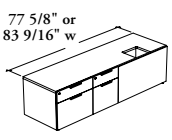

2 box drawers,
2 file drawers,
1 access panel

Workwall Credenza with Drawers and Cabinet – Height-Adjustable Cantilever Run-Off – Mid – 21" h (BSMHLC)

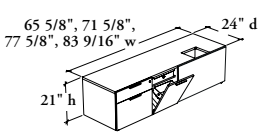

1 box drawer,
1 file drawer,
1 door (recycling/waste bins),
1 access panel

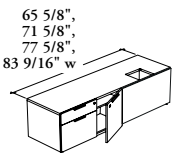

1 box drawer,
1 file drawer,
1 door and 1 adj. shelf (storage),
1 access panel

Workwall Credenza for Media with Open and Drawers – Mid – 21" h (BSMDOD)

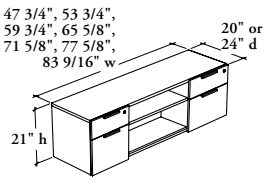

2 box drawers,
2 file drawers,
1 adjustable shelf (open)

lock chart – workwall storage

If specified, all closed storage products come with a lock and key set and can be keyed alike or randomly. A Key Chart must accompany every order, otherwise orders will be shipped keyed randomly

Workwall Cabinet – Mid – 21" h (BSMD)

Workwall Cabinet – Integral Top – 29" h (BSCT) or Workwall Cabinet – Integral Top – 29" h – Cross Grain (BSDC)

Workwall Lateral Files – Integral Top – 29" h (BSLFT) or Workwall Lateral Files – Integral Top – 29" h – Cross Grain (BSLFC)

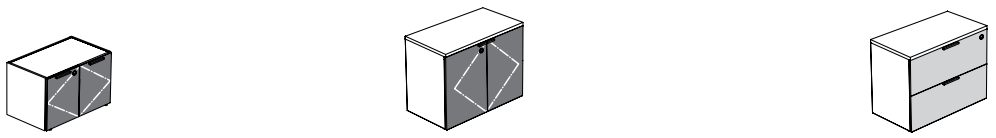

number of locks	1 x	1 x	1 x

Workwall Stretch Pedestal – Mid – 21" h (BSMSSP)

Workwall Stretch Pedestal – Integral Top – 29" h (BSPT) or Workwall Stretch Pedestal – Integral Top – 29" h – Cross Grain (BSPC)

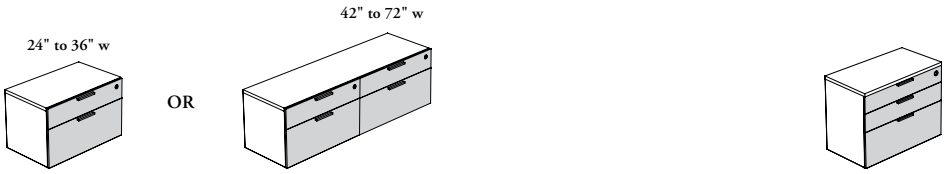

number of locks	1 x	2 x	1 x

Workwall Credenza with Cabinet and Drawers – Mid – 21" h (BSMCD)



number of locks	1 x	2 x

Workwall Credenza with Open and Drawers – Mid – 21" h (BSMOD)

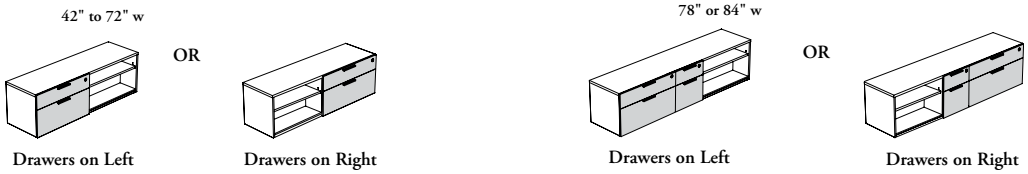

number of locks	1 x	2 x

Lockable Single Door

Lockable Drawers

Not Lockable

lock chart – workwall storage (continued)

Workwall Credenza with Open and Drawers – Fixed Worksurface – Mid – 21" h (BSMWL)

Available for 60", 66" or 72" widths

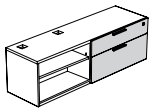

Available for 78" or 84" widths

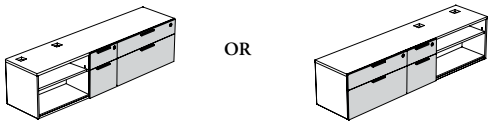

number of locks	1 x	2 x

Workwall Credenza with Open and Drawers – Height-Adjustable Run-Off – Mid – 21" h (BSMHLR) or
Workwall Credenza with Open and Drawers – Height-Adjustable Peninsula – Mid – 21" h (BSMHDP)

Available for 60", 66" or 72" widths

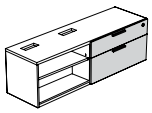

Available for 78" or 84" widths

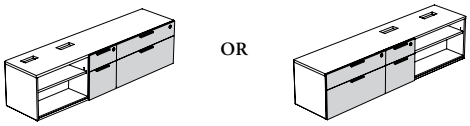

number of locks	1 x	2 x

Workwall Credenza with Open and Combo – Fixed Worksurface – Mid – 21" h (BSMCFW)

Available for 66", 72", 78" or 84" widths

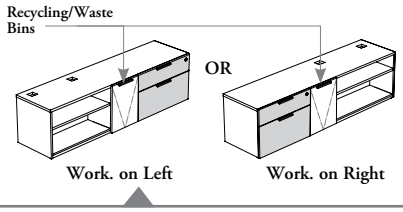

Available for 66", 72", 78" or 84" widths

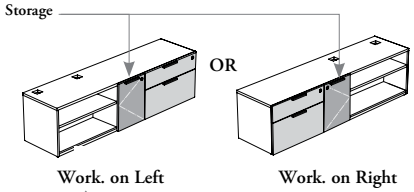

number of locks	1 x	2 x

Workwall Credenza with Open Combo – Height-Adjustable Run-Off – Mid – 21" h (BSMCHR) or
Workwall Credenza with Open Combo – Height-Adjustable Peninusla – Mid – 21" h (BSMHCP)

Available for 66", 72", 78" or 84" widths

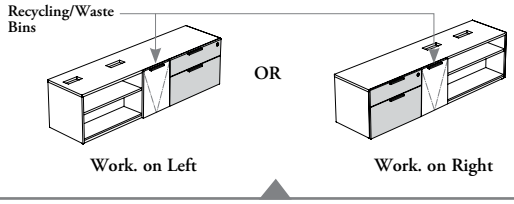

Available for 66", 72", 78" or 84" widths

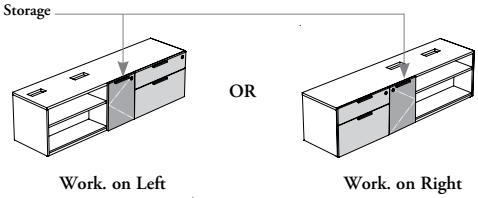

number of locks	1 x	2 x

Lockable Single Door Lockable Drawers Not Lockable

lock chart – workwall storage (continued)

Workwall Credenza with Drawers – Height-Adjustable Cantilever Run-Off – Mid – 21" h (BSMCHC)

Available for 60", 66" or 72" widths

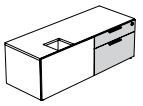

Work. on Left

OR

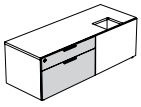

Work. on Right

Available for 78" or 84" widths

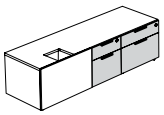

Work. on Left

OR

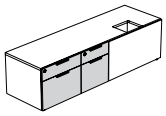

Work. on Right

number of locks	1 x	2 x

Workwall Credenza with Drawers and Cabinet – Height-Adjustable Cantilever Run-Off – Mid – 21" h (BSMHLC)

Available for 66", 72", 78" or 84" widths

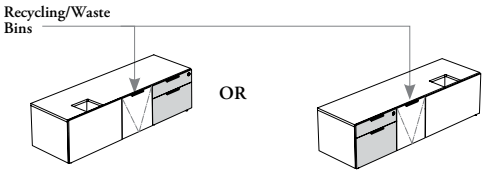

Work. on Left

Work. on Right

Available for 66", 72", 78" or 84" widths

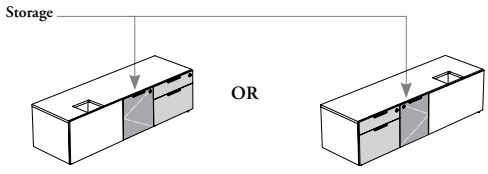

Work. on Left

Work. on Right

number of locks	1 x	2 x

Workwall Credenza for Media with Open and Drawers – Mid – 21" h (BSMDOD)

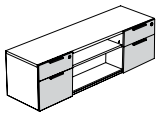

number of locks	2 x

Lockable Single Door

Lockable Drawers

Not Lockable

connecting devices – workwall storage

The following outline the connecting devices available for all mid-height Workwall Storage.

- All Workwall Storage can be connected **together** and with Freestanding Towers or Stretch Pedestal of the Freestanding Storage & Accessories section
- This supplied hardware ensures a perfect installation
- Can only be connected with following Freestanding Storage:

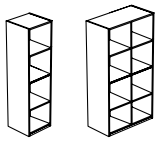

Open Tower (BCFSO)

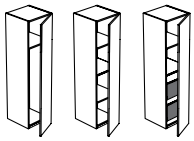

Tower with Full Solid Door (BFRL)

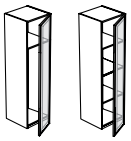

Tower with Full Glass Door (BFRG)

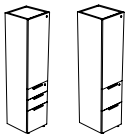

Tower with Drawers – Solid Doors (BFDS)

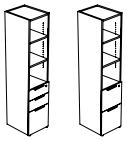

Tower with Drawers – Open Shelves (BFDOS)

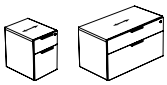

Mid-Height Stretch Pedestal (BSMPS)

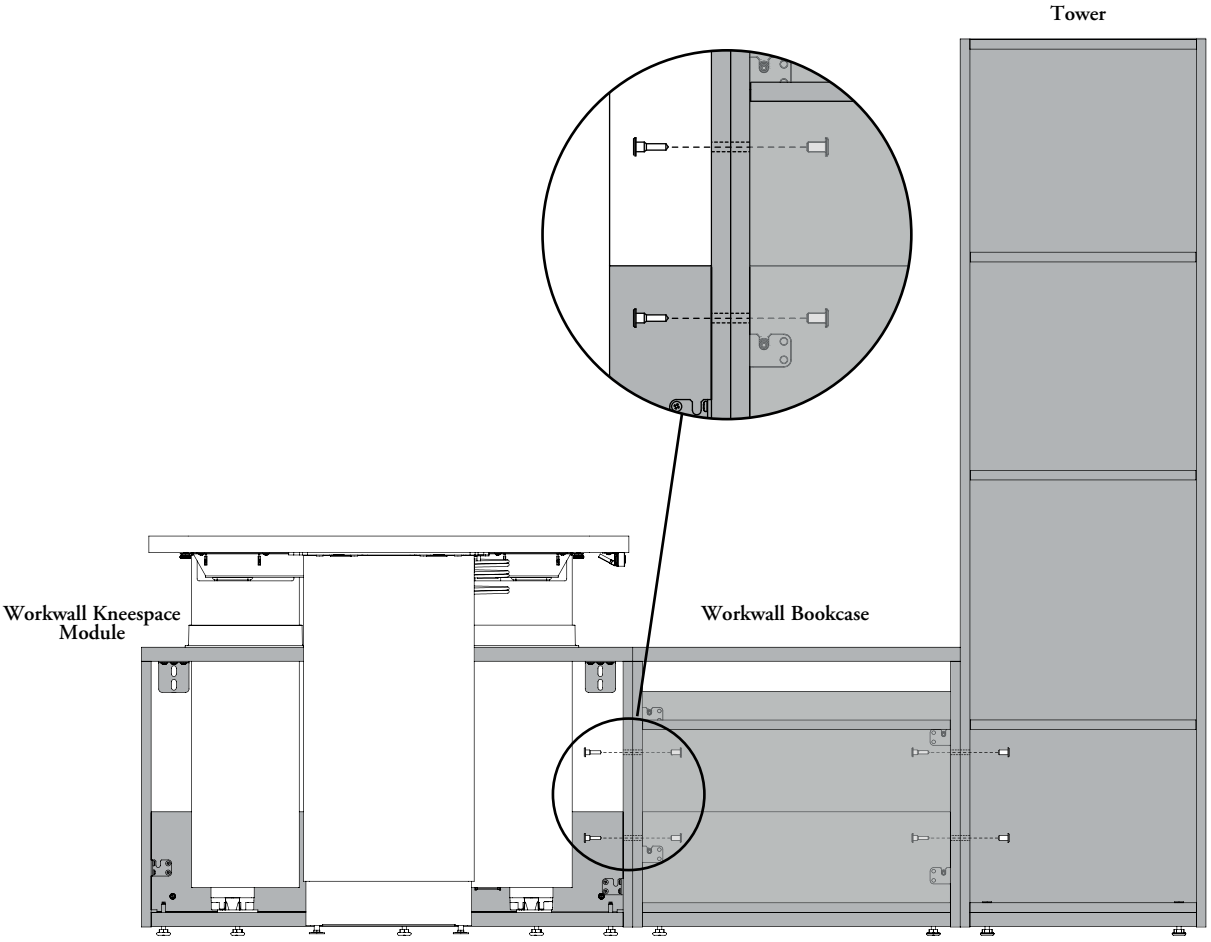

workwall storage finishes

For an overview of which products are offered in Flintwood finishes, refer to the Expansion Casegoods product map on Teknion's website

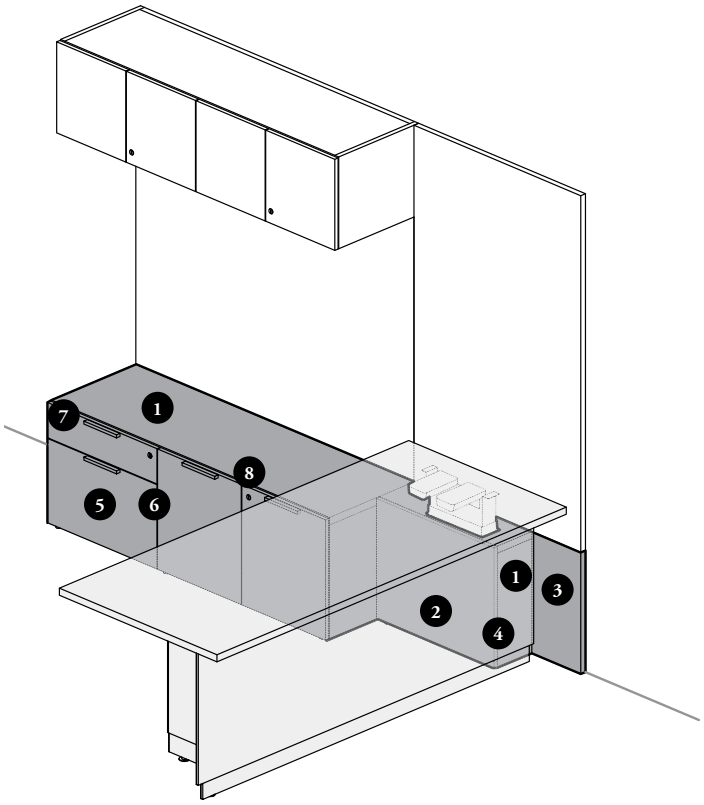

workwall credenzas, kneespace modules & cantilever modules finishes

1 Case
Finishes:
– Source Laminate
– Flintwood (No Cathedral)

2 Panel and/or 3 Extension Panel Front
Finishes:
– Source Laminate
– Grade 2 Laminate (No Accents)
– Flintwood (No Cathedral)

4 Edge Trim Front
Finishes:
– Edge Trim Colors (Laminate Front only)

5 Drawer and Door Fronts
Finishes:
– Source Laminate
– Grade 2 Laminate (No Accents)
– Flintwood (No Cathedral)

6 Edge Trim Drawer and Door Fronts
Finish:
– Edge trim finish on door and drawer front always match door and drawer front finish

7 Pull
Finish:
– Foundation
– Mica
• Hardware will match Pull finish if visible

8 Lock & Key
Finish:
– Brushed Chrome

workwall storage finishes (continued)

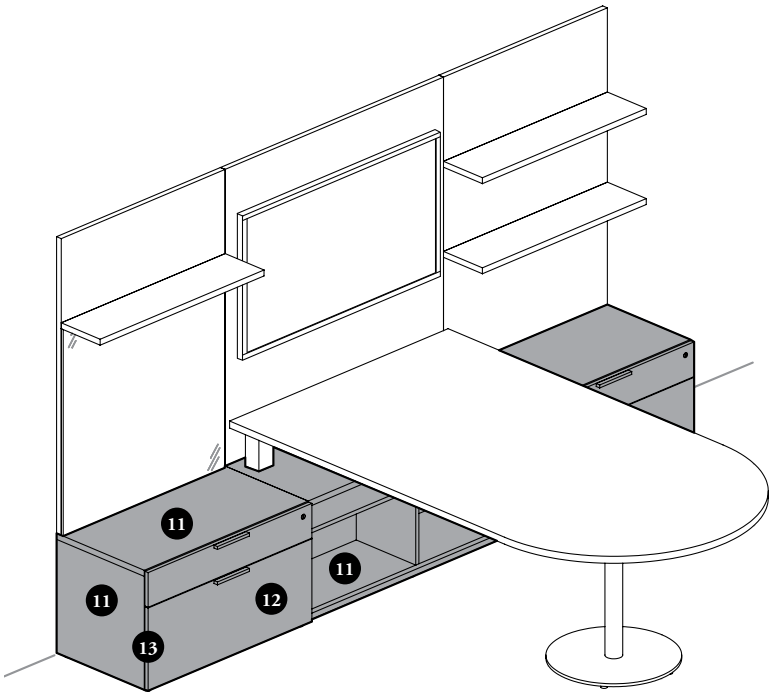

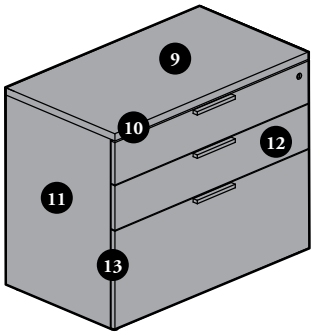

all other workwall storage finishes (Workwall Bookcases, Cabinets, Lateral Files & Stretch Pedestals)

Other finish restrictions apply when a Finish Configuration (L, T, U, V or W) is specified. Refer to the individual product pages for more details

9 Integral Top (If Applicable)
Finishes:
- Foundation Laminate
- Grade 2 Laminate (No Accents)
- Flintwood (No Cathedral)

10 Integral Top Edge Trim (If Applicable)
Edge Trim Styles:
- Straight Trim (3mm) (6)
- Flat Trim (1.5mm) (8)
- Flintwood Flat Trim (9)

Integral Top finish restrictions:

Worksurface Thickness	Top Finish	Edge Trim Style	Edge Trim Finish
M 1 3/16"	Foundation Laminate	6 or 8	Edge Trim Colors*
	Gr. 2 Lam. (No Accents)	8	Edge Trim Colors
	Flintwood (No Cathedral)	9	Match the surface color
X 1 9/16"	Foundation Laminate**	6	Edge Trim Colors**
	Flintwood (No Cathedral)	9	Match the surface color

* Except Black Matte, Baltic Ply, Clay Matte and Fossil Matte for Edge Trim Style (6) only

** Storm White, Very White, Crisp Grey, Soft Gris or Wood Prints only

11 Case
Finishes:
- Source Laminate
- Flintwood (No Cathedral)

12 Drawer and Door Fronts
Finishes:
- Source Laminate
- Grade 2 Laminate (No Accents)
- Flintwood (No Cathedral)

13 Drawer and/or Door Edge Trim
Finishes:
- Edge Trim finish on drawer and/or door front always match drawer and/or door front finish

grain direction – workwall storage

workwall storage

Door and drawer fronts grain direction will always be vertical

Laminate = ⟷ **= Grain Direction =**

Cathedral Grain Pattern:

Source Laminate
- 3A – 3B – 3C – 3D – 3E – 3L – 3M – 3X – 8E – 8R – 8S – XQ – XR – 86 – 87 – 88

For colors listed above, the Cathedral Grain Pattern for door and drawer fronts will be book-matched

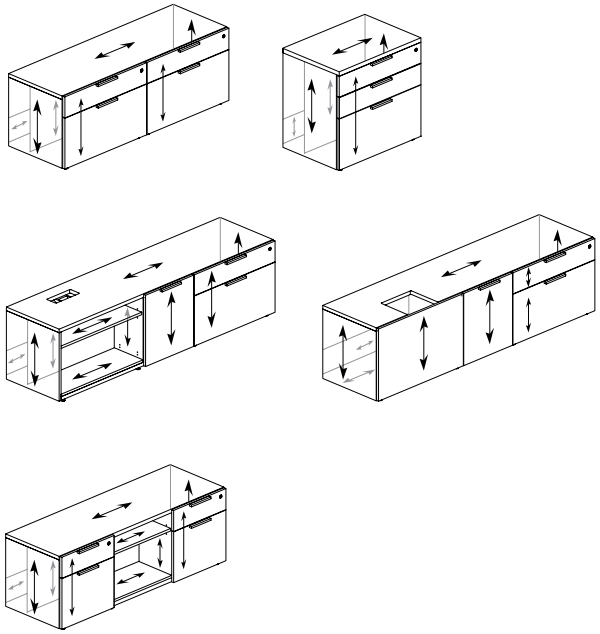

Straight Grain Pattern:

Source Laminate
- 3F – 3K – XJ

Flintwood
- FC – FD – FM – FN – FX – NR – NT – VA – VB – VZ – 5N – 5P – 5Q – 5R – 5S – 5T – 5V – 5W – 5Z

For colors listed above, the Straight Grain Pattern for door and drawer fronts will be vertical

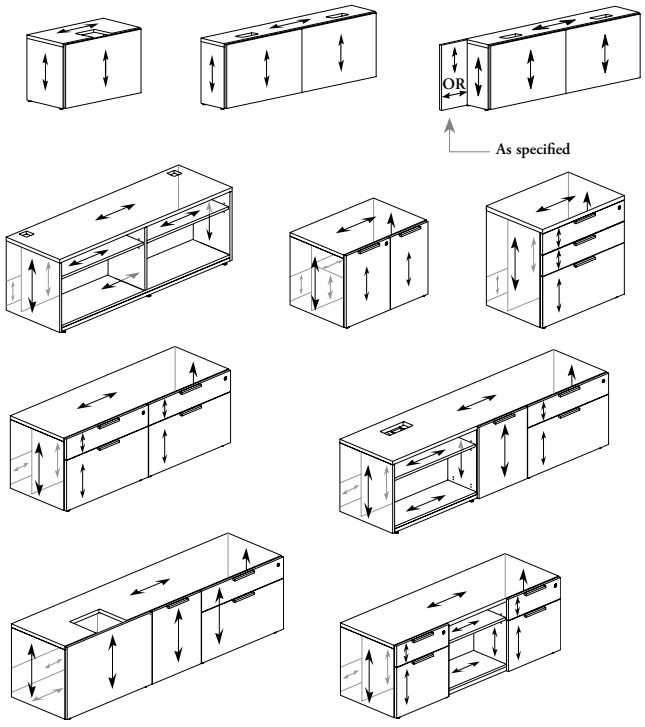

flintwood surface grain/pattern direction

Flintwood = → **= Grain Direction =**

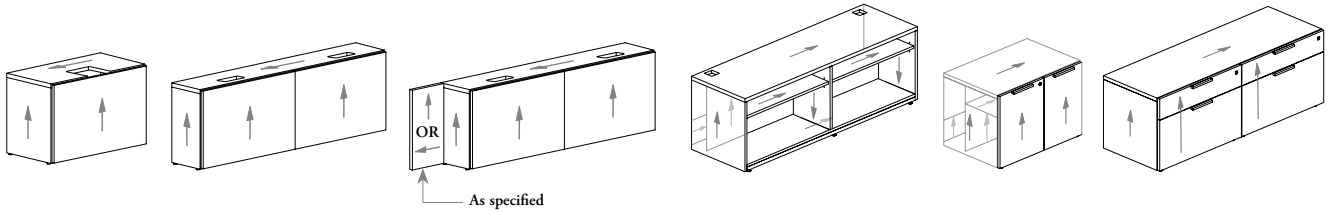

storage for secondary desks

storage for secondary desks

STORAGE FOR SECONDARY DESK BASICS 432

FILING DRAWER CAPACITIES – LATERAL FILE FOR SECONDARY DESK – CENTER POSITION 440

FILING DRAWER CAPACITIES – LATERAL FILE FOR SECONDARY DESK – END POSITION – 1 3/16" WORKSURFACE THICKNESS 441

FILING DRAWER CAPACITIES – LATERAL FILE FOR SECONDARY DESK – END POSITION – 1 9/16" WORKSURFACE THICKNESS 442

PLANNING WITH STORAGE FOR SECONDARY DESKS 443

PRODUCT OFFERING – STORAGE FOR SECONDARY DESKS. . . . 444

LOCK CHART – STORAGE FOR SECONDARY DESKS 446

INTERIOR CLEARANCE – STORAGE FOR SECONDARY DESKS . . 447

STORAGE FOR SECONDARY DESKS FINISHES. 448

GRAIN DIRECTION – STORAGE FOR SECONDARY DESKS 449

storage for secondary desk basics

Expansion Casegoods offers storage options for Secondary Desk Applications. The storage attaches under a secondary desk and provides additional storage and stability to the workstation.

All dimensions in this section are nominal

- Must be mounted under a 20" or 24" deep Low or High Secondary Desk (B_MSD, BH_SR, BH_SB or BH_SL) only
- Can be specified Center (C) or End (M or X) position – worksurface thicknesses as secondary desks
- The end position must be specified next to a secondary desk gable in order compensate its thickness creepage
- All storage products include levelers with a minimum adjustment range of 1"

Depth Storage for Secondary Desk

Depth varies when specified in-front or **not** in-front of Height-Adjustable Mechanism:

In Front of Height-Adjustable Mechanism (No):

– 20" or 24" Secondary Desk depth = 18" storage depth

In Front of Height-Adjustable Mechanism (Yes) (Shown):

– 20" Secondary Desk depth = 12" storage depth
– 24" Secondary Desk depth = 16" storage depth

The storage depth is smaller to clear the Height-Adjustable Mechanism

Pull Styles

- Interchangeable within the same group:
  – Modern Straight (ADA) (M) and
  – Slim (S)
- Five pull styles are available:

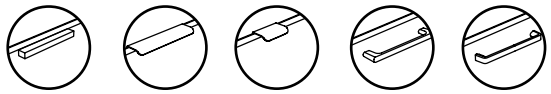

Rectangular (9) | **Edge – Standard (E)** | **Edge – Small (F)** | **Modern Straight (ADA) (M)** | **Slim (S)**

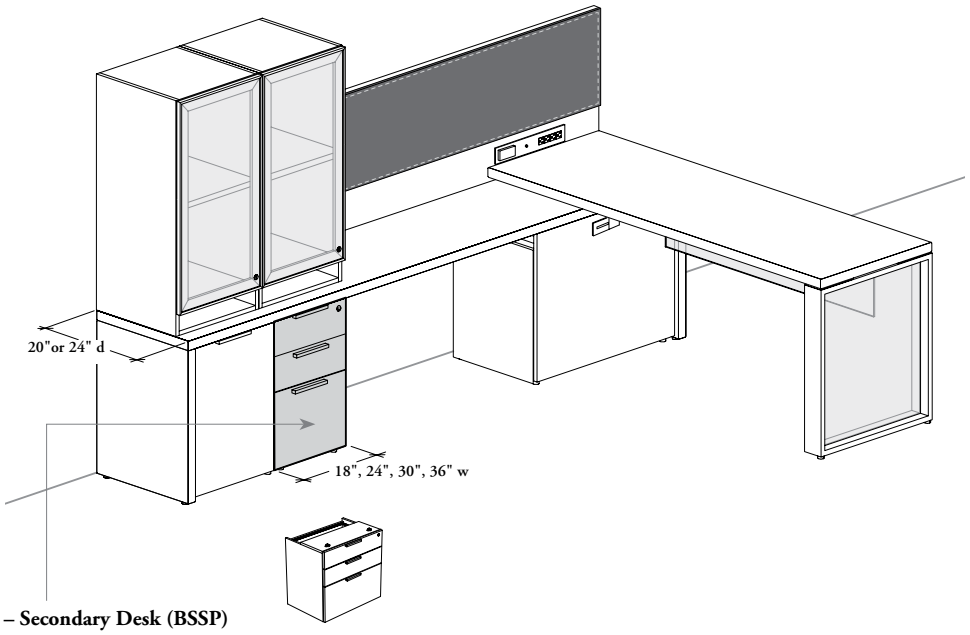

Stretch Pedestal – Secondary Desk (BSSP)

- Provides closed storage under a **High** (H) Secondary Desk
- For a ergonomic and accessibility reasons, it is **not** recommended to used this storage under a worksurface perpendicular to a high secondary desk
- **Cannot** be specified in front of Height-Adjustable Mechanism (N)
- Has a central locking system and full extension drawers that can accommodate both letter- and legal-size paper
- Box drawer include an anodized pencil tray with mounting brackets. File drawer includes one or two 15" plastic cross file bar(s)

Supporting Brackets

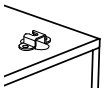

- Two supporting brackets are provided with all storage for secondary desk
- Mount to the underside of a secondary desk and to the top of a storage for secondary desk to provide additional support to secondary desk
- The supporting brackets are finished in Recycled Paint

storage for secondary desk basics (continued)

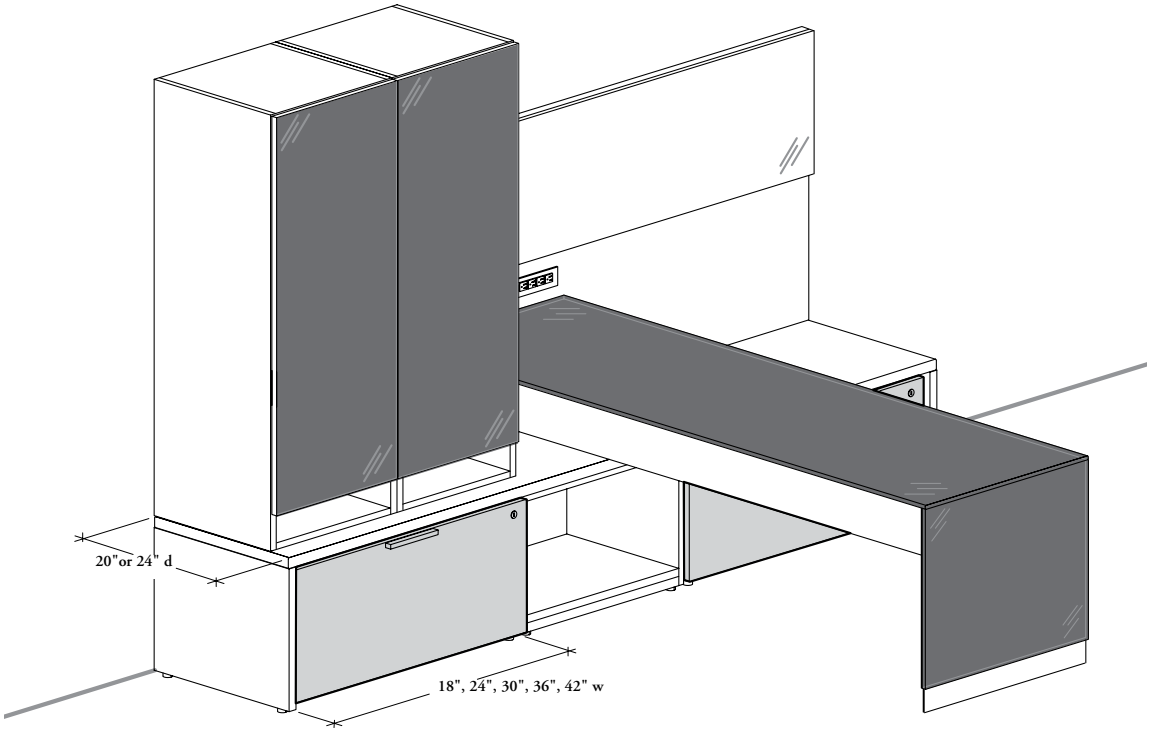

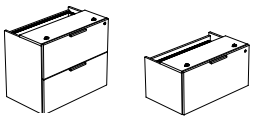

High (H) **Low (L)**

Lateral File – Secondary Desk (BSSL)

- Provides closed storage under a **High** (H) **or Low** (L) Secondary Desk
- Must be specified the same height than the secondary desk
- For a ergonomic and accessibility reasons, it is **not** recommended to used this storage under a worksurface perpendicular to a high or low secondary desk
- **Cannot** be specified in front of Height-Adjustable Mechanism (N)
- When a 30" wide Lateral File for Secondary Desk – End Position (M or X) is specified, it **cannot** accommodate side-to-side filing
- When a 42" wide Lateral File for Secondary Desk is specified, only End Position (M or X) is available and the file drawer width will be reduced by 6"
- Provides full extension slides that can accommodate both letter- and legal-size paper
- Equipped with an interlock system that prevents opening more than one drawer at a time (high version only)
- File drawer includes one or two 15" plastic cross file bar(s)

storage for secondary desk basics (continued)

Storage for Secondary Desk is mandatory in front a Height-Adjustable Mechanism (Y), if a Open Section Cover (BSSCM) is **not** specified

Bookcase – Secondary Desks (BSSO)

- Provides open storage under a **High** (H) or **Low** (L) Secondary Desk
- Must be specified the same height than the secondary desk
- Can be used as a passive storage under a worksurface perpendicular to a low or high secondary desk
- Can be specified under a Run-Off, Run-Off with Glass Top, Overlapping Bridge, Height-Adjustable Worksurface or a return. When specified, the storage allows to hide the Height-Adjustable Mechanism
- Two height styles are available:

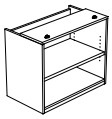

High (H)

- Must be specified under **High** (H) Secondary Desk only
- Comes with one adjustable shelf
- Adjustable shelf configurations has five holes in 1 1/4" intervals on the inside walls for shelf height adjustment
- The high version will **not** allow two rows of standard letter-size binders
- Additional shelves **cannot** be specified separately

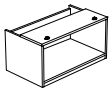

Low (L)

- Must be specified under Low (L) Secondary Desk only
- Comes with one open compartment

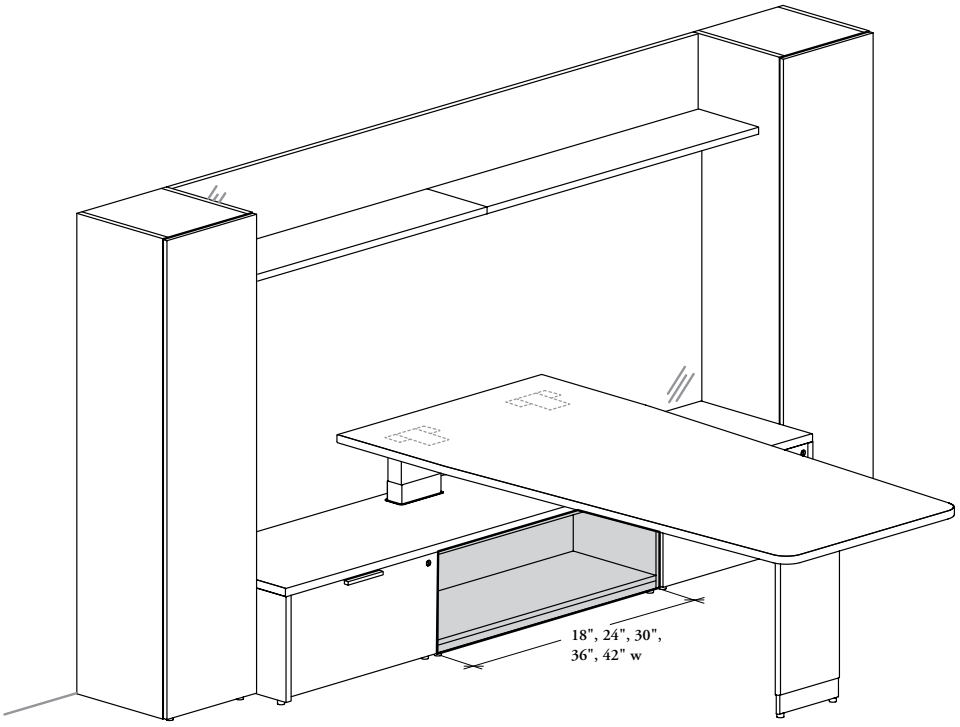

storage for secondary desk basics (continued)

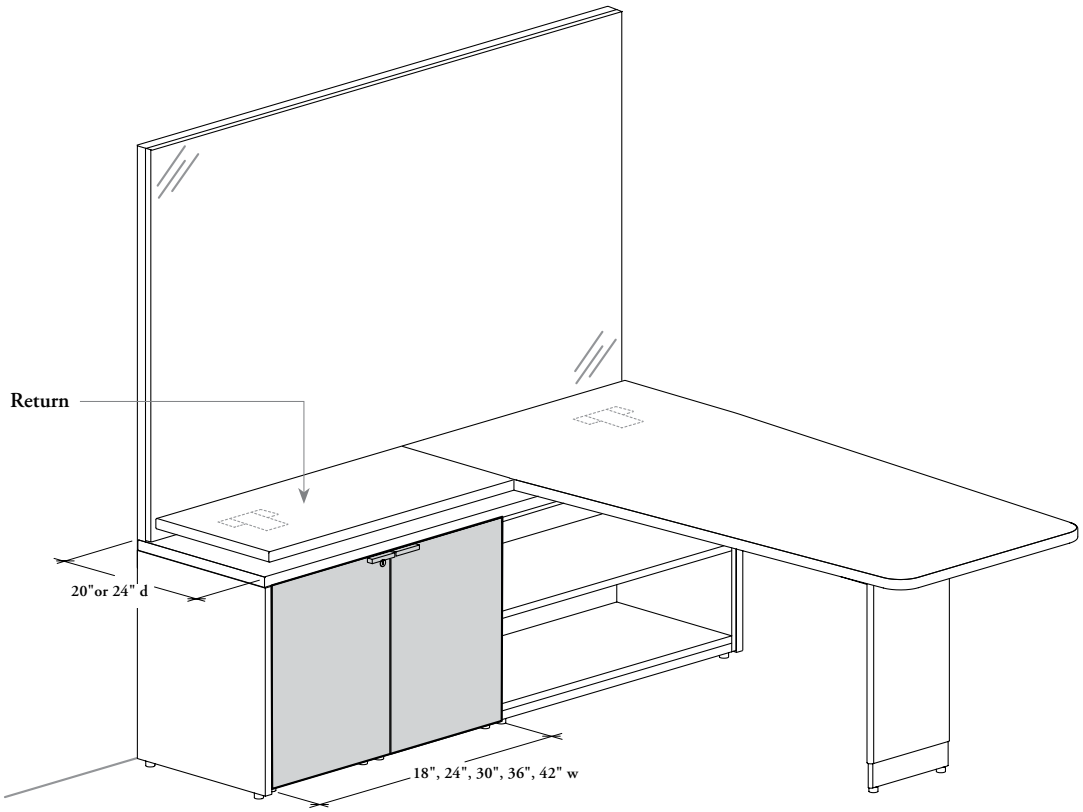

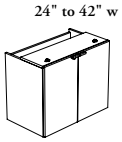

Storage Cabinet – Secondary Desk (BSSD)

- Provides closed storage under a **High** (H) Secondary Desk only
- Can be used as a passive storage under a worksurface perpendicular to a high secondary desk
- Can be specified under a Run-Off, Run-Off with Glass Top, Overlapping Bridge or Height-Adjustable Worksurface. When specified, the storage allows to hide the Height-Adjustable Mechanism
- For a ergonomic and accessibility reasons, it is **not** recommended to used this storage under a worksurface perpendicular to a high secondary desk
- Hinges allow the door to open up to 120°
- Comes with one adjustable shelf
- Additional shelves **cannot** be specified separately
- Adjustable shelf configurations have five holes in 1 1/4" intervals on the inside walls for shelf height adjustment
- This product will **not** allow storing two rows of standard letter-size binders
- 24" to 42" wide cabinets come with two doors. Only **Not** Applicable (N) Door Swing Direction is available
- Only 18" wide cabinet comes with one door. Left (Shown) or Right swing direction must be specified

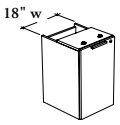

storage for secondary desk basics (continued)

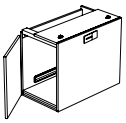

Multi-Functional Storage – Secondary Desk (BSSM)

- Provides closed storage under a **High** (H) Secondary Desk only. It can be used to hide a personal computer tower or a recycling bin
- Must be used as a passive storage under a worksurface perpendicular to a high secondary desk
- Can be specified under a Run-Off, Run-Off with Glass Top, Overlapping Bridge or Height-Adjustable Worksurface. When specified, the storage allows to hide the Height-Adjustable Mechanism
- Comes with one rectangular grommet on the front and one ventilation slot with ring on the back
- Can be specified left or right and needs 24" of nominal clear space to allow full door opening
- Hinged doors have no pull and no touch latch. They can be handled with the fingertips
- Shorter door acts as a paper slot
- Hinges allow the door to open up to 120°
- A single Multi-Functional Drawer will **not** disable the opening of the door but will block the paper slot

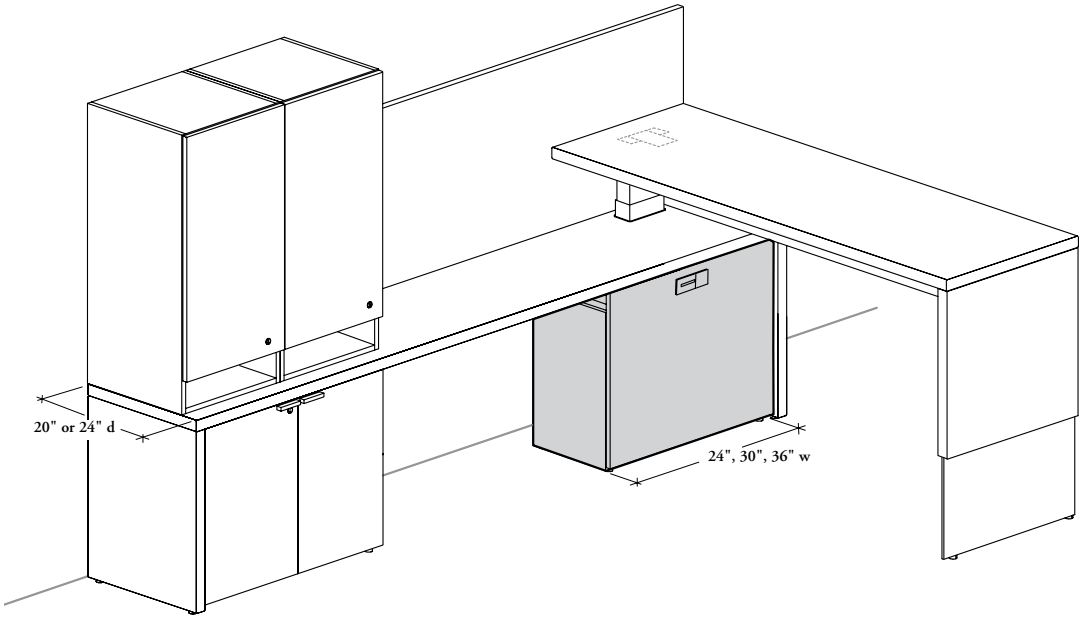

storage for secondary desk basics (continued)

Recycling/Waste Cabinet – Secondary Desk (BSSRW)

- Provides closed recycling and/or waste bin storage under a **High** (H) or **Low** (L) Secondary Desk
- For a ergonomic and accessibility reasons, it is **not** recommended to used this storage under a worksurface perpendicular to a high or low secondary desk
- Can be specified in front of Height-Adjustable Mechanism of height-adjustable return
- Comes with one flip-down door.
- Door have a pull and is **not** lockable

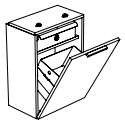

High (H)

- Must be specified under **High** (H) Secondary Desk only
- Comes with one Recycling Bin, one Waste Bin and one Fixed Shelf

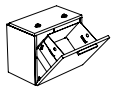

Low (L)

- Must be specified under **Low** (L) Secondary Desk only
- Comes with one Waste Bin only

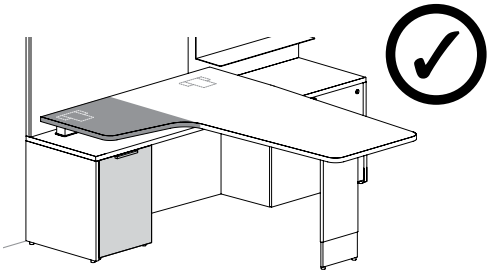

Allowed under return section of the Extended Tapered Peninsula

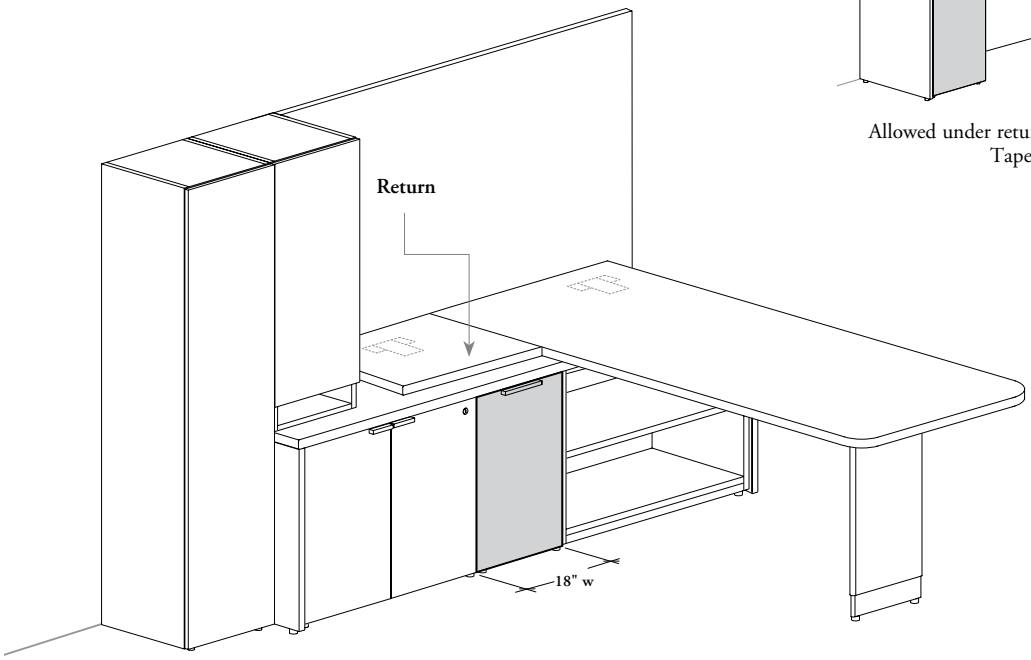

Opening Door Configurations

- With high configuration, the hinges allow the door to open up to 30°
- With low configuration, the hinges allow the door to open up to 40°

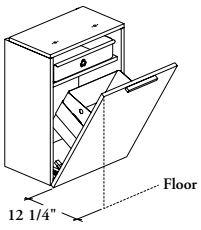

High

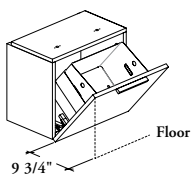

Low

Recycling and Waste Bins Anatomy

Waste bin require a 20" wide x 12" hide bag **(13 Liter Capacity)** for a true fit. Waste bin include side detail to manage the excess of bag is used

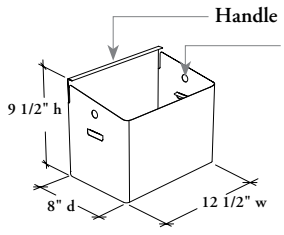

Waste Bin

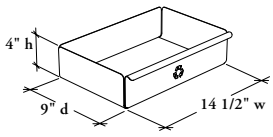

Recycling Bin

storage for secondary desk basics (continued)

- Open Section Cover – Secondary Desk is mandatory under a Height-Adjustable Worksurfaces, if a Storage for Secondary Desk (BSSO, BSSM, BSSD or BSSRW) is **not** specified
- Can be specified High (H) or Low (L) under Secondary Desk for Height-Adjustable Worksurfaces (BH_SR, BH_SB or BH_SL) only
- Width Reduction (M or X) must be specified for End – Off-Module (E) and Full Secondary Desk Width Position (F) in order to compensate the secondary desk gable(s) thickness creepage
- When Center Position (C) is specified, only None (N) Width Reduction is available
- Can be installed under the secondary desk alone or combined with other Storage for Secondary Desk

Open Section Cover – Secondary Desk (BSSCM)

- Can be used under a Secondary Desk to provide a continuous aesthetic
- Can hide the height-adjustable mechanism and provides a finishing element under a Secondary Desk
- 1" thick laminate panel

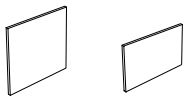

end – off-module configuration (E)

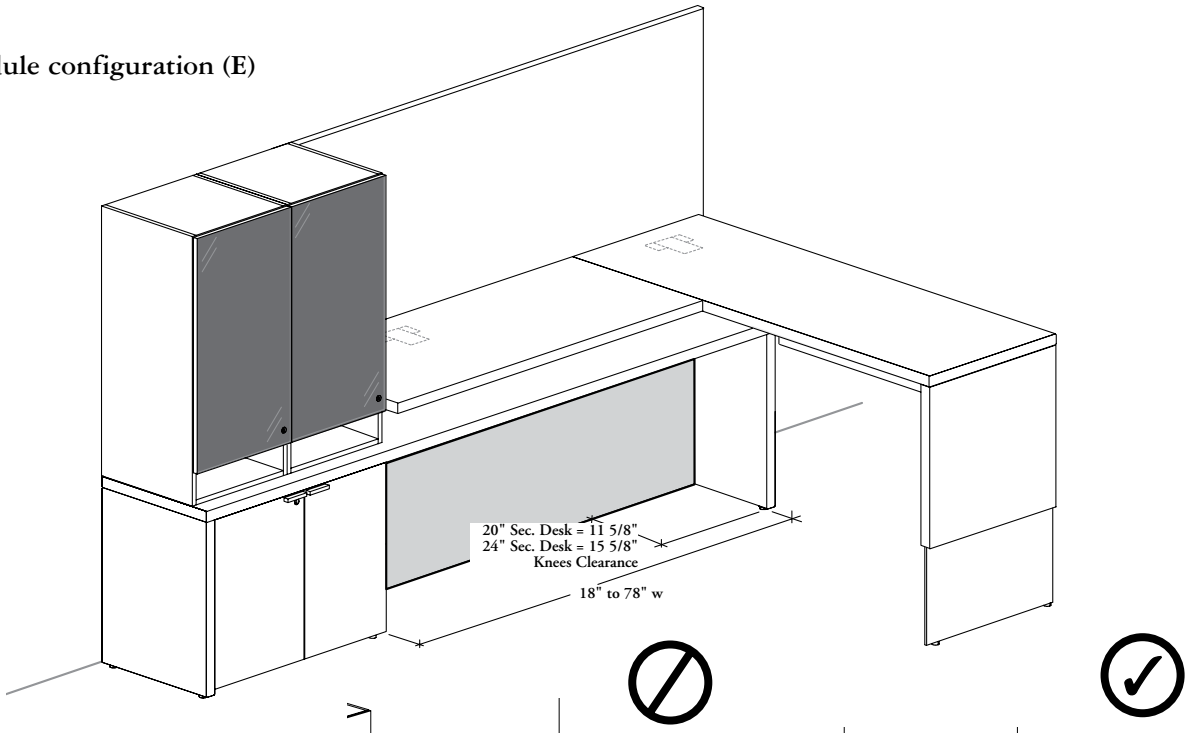

Restrictions

- A minimum 6" wide clearance must be preserved to allow the opening door of a Multi-Functional Storage – Secondary Desk (BSSM)
- For more details on Storage for Desk Applications, refer to page 443

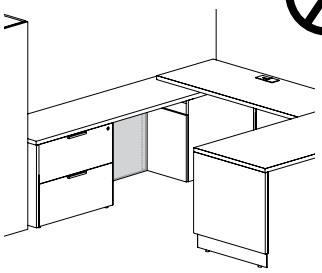

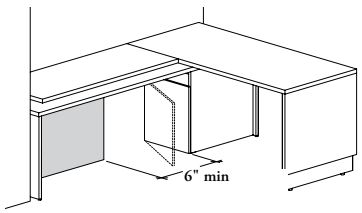

A nominal 24" of clear space is needed to allow full door opening of a Multi-Functional Storage. A Multi-Functional Drawer can be installed in this free space

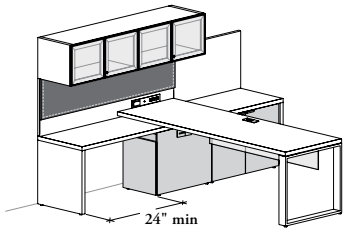

storage for secondary desk basics (continued)

center (C)

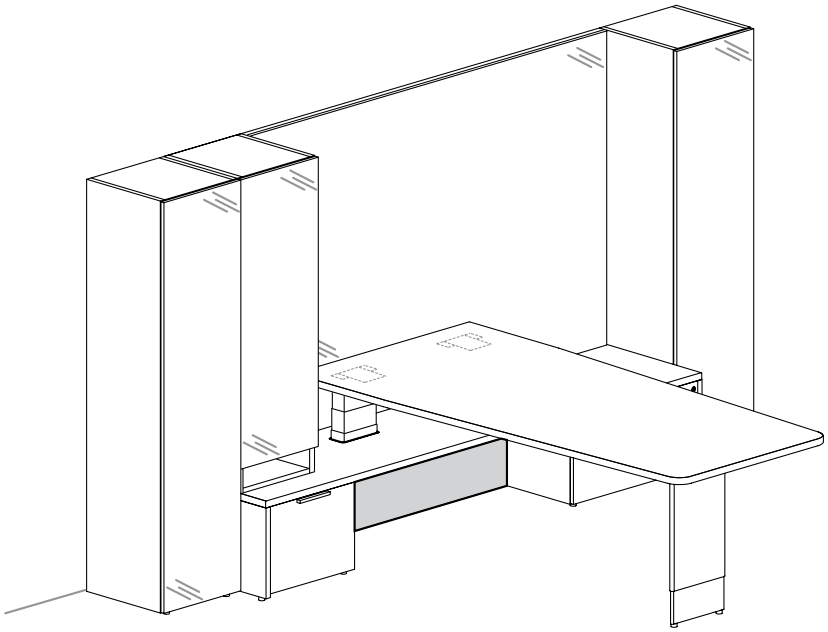

full secondary desk width (F)

When Full Secondary Desk Width (F) is specified, only 60" to 78" wide panel are available

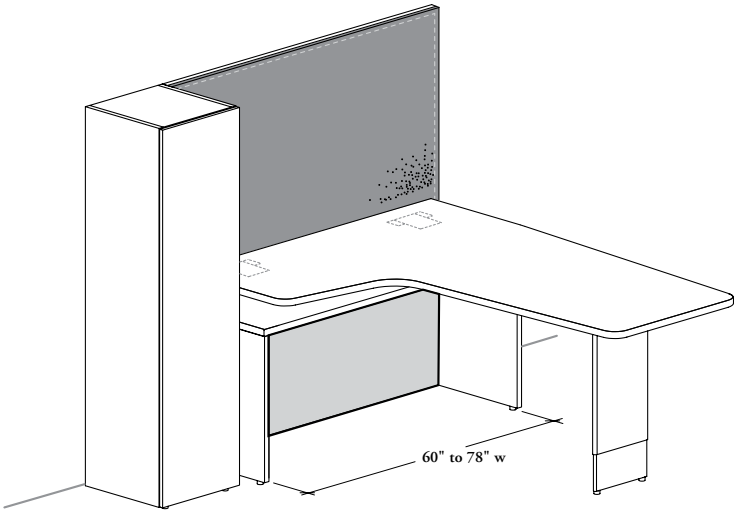

filing drawer capacities – lateral file for secondary desk – center position

Lateral file drawer storage capacities are shown below.

The dimensions listed below are inside drawer

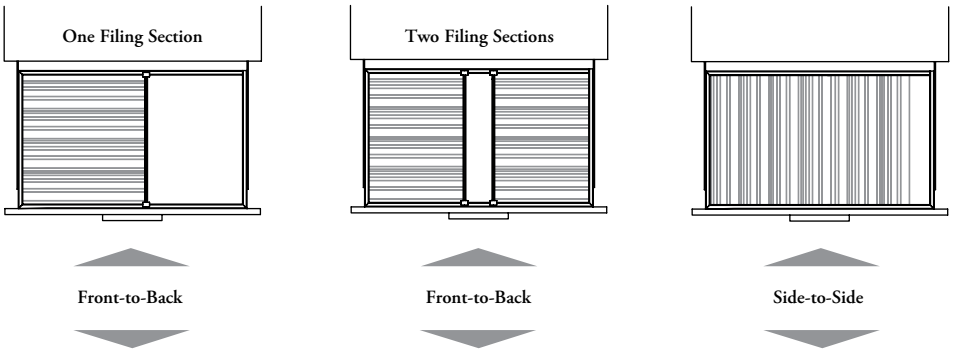

18" wide drawer

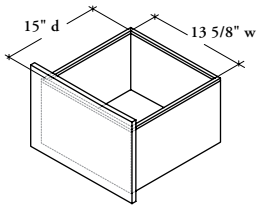

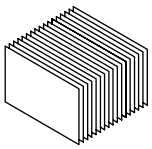

Paper Size Allowed:
- Letter
- A4

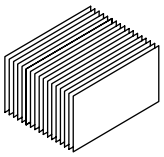

Paper Size Allowed:
- Legal

24" wide drawer

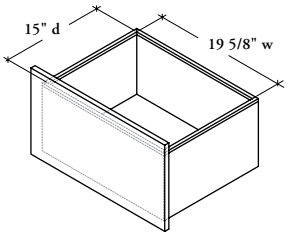

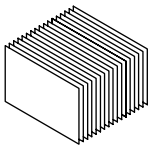

Paper Sizes Allowed:
- Letter
- A4
- Legal

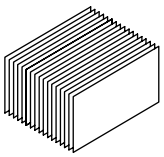

Paper Sizes Allowed:
- Letter*
- A4*
  Legal

30" wide drawer

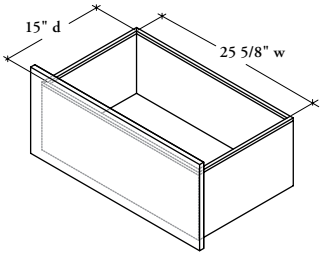

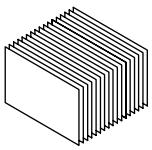

Paper Sizes Allowed:
- A4
- Legal

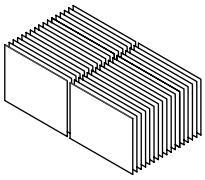

Paper Size Allowed:
- Letter

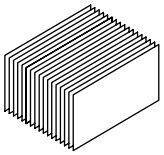

Paper Sizes Allowed:
- Letter*
- A4*
- Legal

36" wide drawer

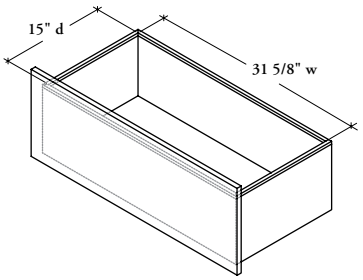

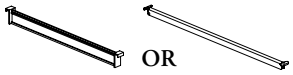

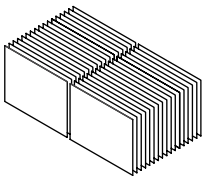

Paper Sizes Allowed:
- Letter
- A4
- Legal

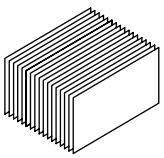

Paper Sizes Allowed:
- Letter*
- A4*
- Legal

* The Letter or A4 paper size is allowed but require optional Hanging File Bar (RSLB)

filing drawer capacities – lateral file for secondary desk – end position – 1 3/16" worksurface thickness

Lateral file drawer storage capacities are shown below.

The dimensions listed below are inside drawer

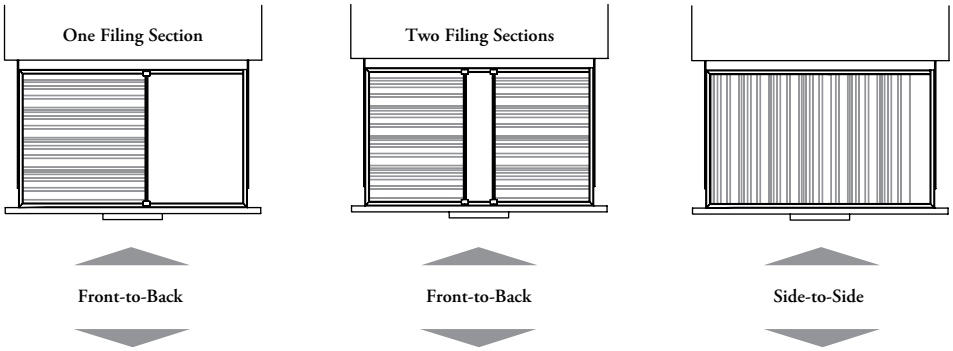

18" wide drawer

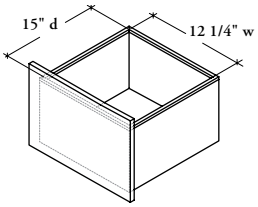

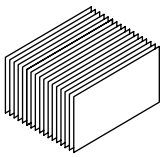

Paper Size Allowed:
- Legal

24" or 30" wide drawers

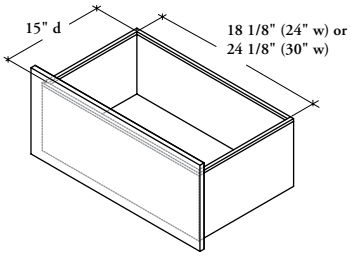

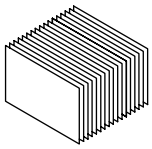

Paper Sizes Allowed:
- Letter
- A4
- Legal

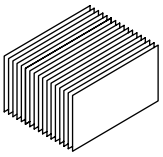

Paper Size Allowed:
- Legal

36" wide drawer

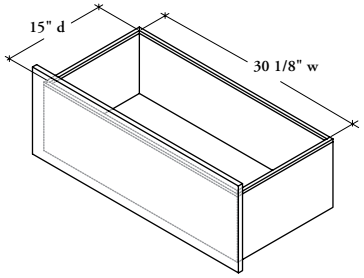

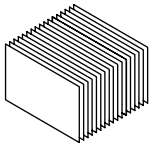

Paper Size Allowed:
- Legal

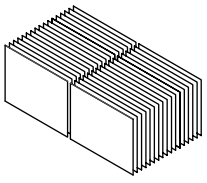

Paper Sizes Allowed:
- Letter
- A4

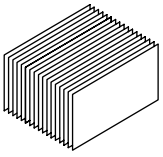

Paper Size Allowed:
- Legal

42" wide drawer

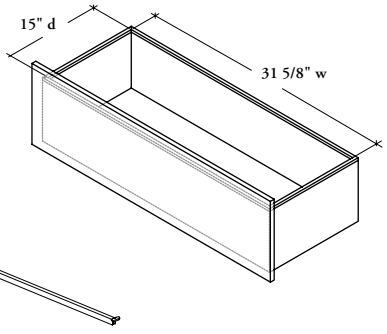

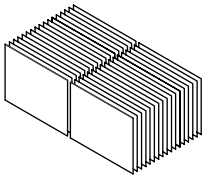

Paper Sizes Allowed:
- Letter
- A4
- Legal

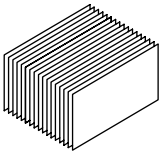

Paper Sizes Allowed:
- Letter**
- A4**
- Legal

** The Letter or A4 paper size is allowed but require optional 36" Metal Hanging File Bar (RSLB36)

filing drawer capacities – lateral file for secondary desk – end position – 1 9/16" worksurface thickness

Lateral file drawer storage capacities are shown below.

The dimensions listed below are inside drawer

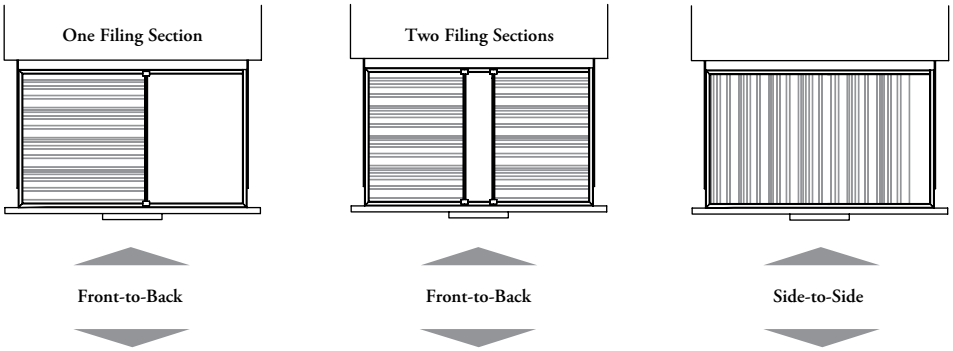

18" wide drawer

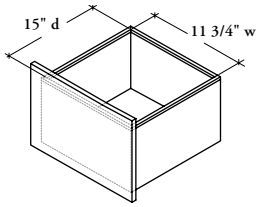

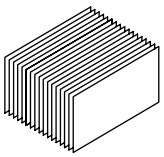

Paper Size Allowed:
- Legal

24" or 30" wide drawers

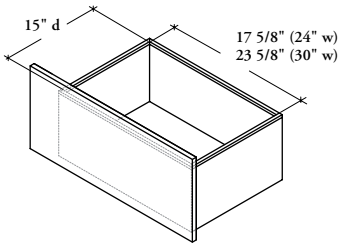

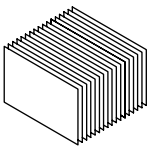

Paper Sizes Allowed:
- Letter
- A4
- Legal

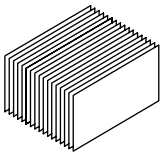

Paper Size Allowed:
- Legal

36" wide drawer

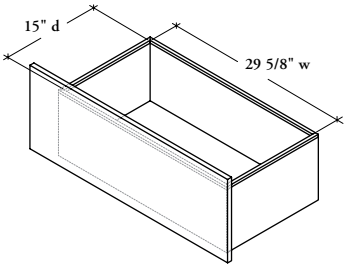

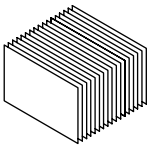

Paper Size Allowed:
- Legal

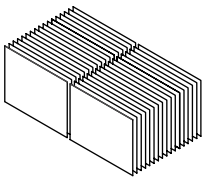

Paper Sizes Allowed:
- Letter
- A4

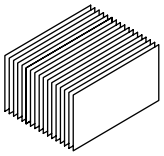

Paper Size Allowed:
- Legal

42" wide drawer

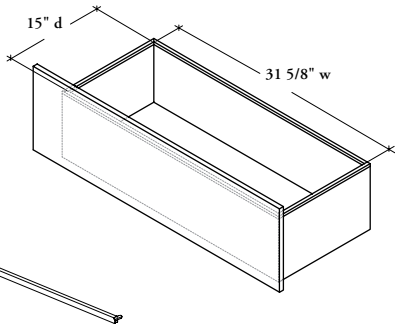

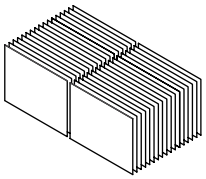

Paper Sizes Allowed:
- Letter
- A4
- Legal

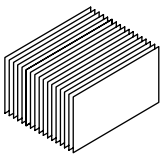

Paper Sizes Allowed:
- Letter**
- A4**
- Legal

** The Letter or A4 paper size is allowed but require optional 36" Metal Hanging File Bar (RSLB36)

planning with storage for secondary desks

- The storage for secondary desk can be placed anywhere under low or high secondary desk (B_MSD, BH_SR, BH_SB or BH_SL)
- When a secondary desk exceeds the maximum span allowed, a Storage for Secondary Desk (BSSP, BSSL, BSSO, BSSD, BSSM or BSSRW) must be placed underside to maintain integrity
- The Open Section Cover – Secondary Desk (BSSCM) **cannot** be used to reduce unsupported span
- The restrictions illustrated below apply to Fixed-Height or Height-Adjustable Multi-Level Workstations

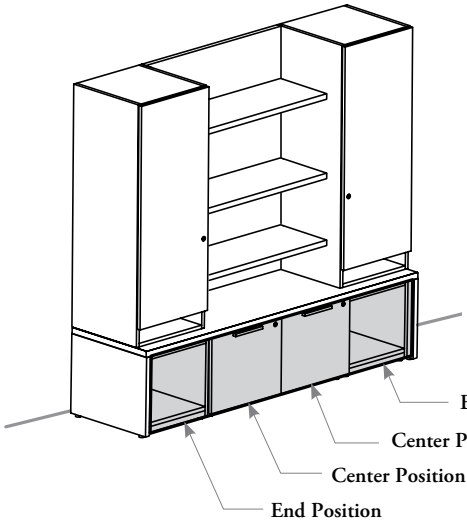

- Multiple Storage for Secondary Desk can be used under the same desk. They can fill the entire space available
- The front of Storage for Secondary Desk – End Postion can perfectly be aligned with the front of the towers

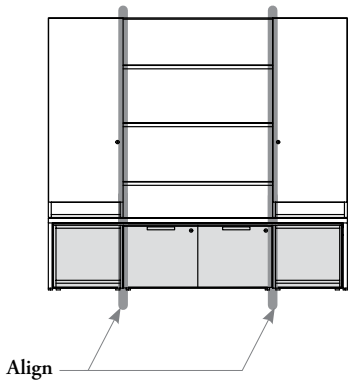

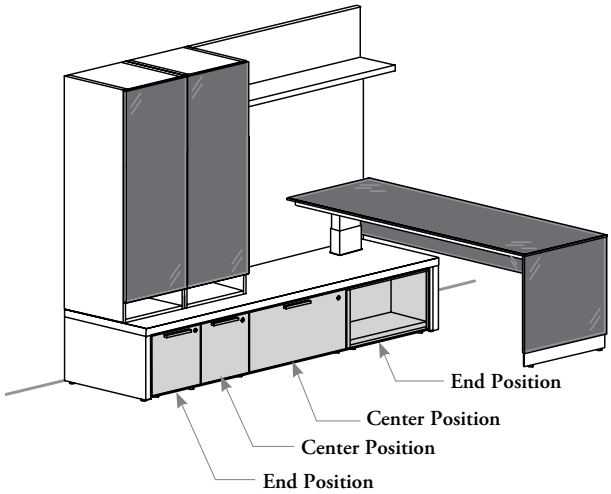

product offering – storage for secondary desks

All dimensions on this page are actual

Stretch Pedestal – Secondary Desk – Center Position (BSSPC)

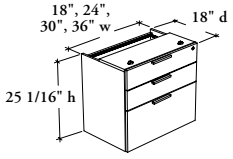

2 box drawers,
1 file drawer

Stretch Pedestal – Secondary Desk – End Position (BSSPM, X)

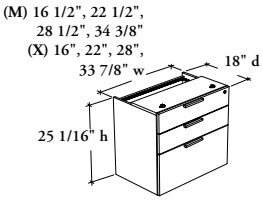

2 box drawers,
1 file drawer

Lateral File – Secondary Desk – Center Position (BSSLC)

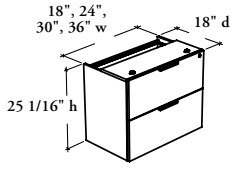

2 large file drawers

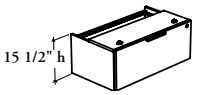

1 large file drawer

Lateral File – Secondary Desk – End Position (BSSLM, X)

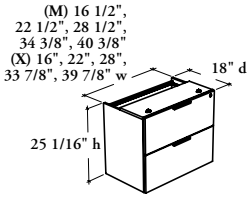

2 large file drawers

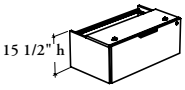

1 large file drawer

Bookcase – Secondary Desk – Center Position (BSSOC)

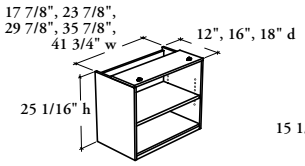

1 adjustable shelf

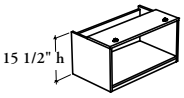

1 open

Bookcase – Secondary Desk – End Position (BSSOM, X)

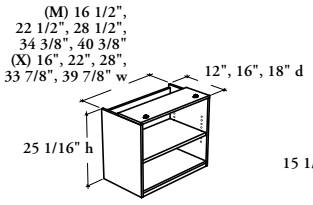

1 adjustable shelf

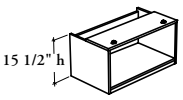

1 open

Storage Cabinet – Secondary Desk – Center Position (BSSDC)

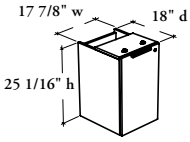

1 door

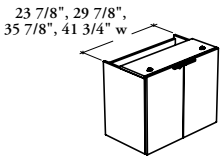

2 doors

product offering – storage for storage for secondary desks (continued)

Storage Cabinet – Secondary Desk – End Position (BSSDM, X)

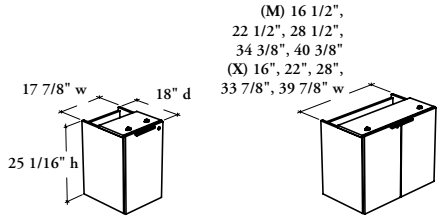

1 door 2 doors

Multi-Functional Storage – Secondary Desk – Center Position (BSSMC)

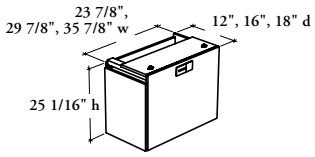

1 door

Multi-Functional Storage – Secondary Desk – End Position (BSSMM, X)

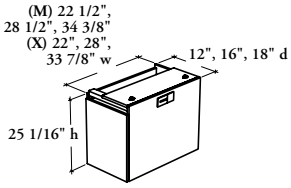

1 door

Recycling/Waste Cabinet – Secondary Desk – Center Position (BSSRWC)

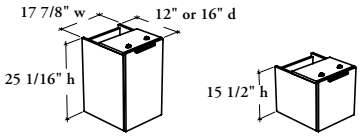

1 door 1 door

Recycling/Waste Cabinet for Secondary Desk – End Position (BSSRWM, X)

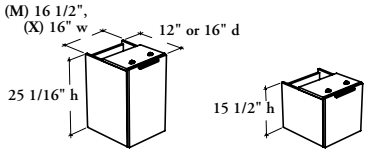

1 door 1 door

lock chart – storage for storage for secondary desks

If specified, all closed storage products come with a lock and key set and can be keyed alike or randomly. A Key Chart must accompany every order, otherwise orders will be shipped keyed randomly

Stretch Pedestal – Secondary Desk (BSSP)

HIGH

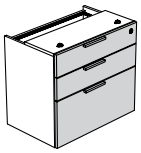

number of locks	1 x

Lateral File – Secondary Desk (BSSL)

HIGH OR LOW

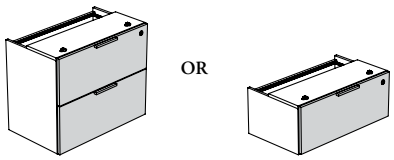

number of locks	1 x

Bookcase – Secondary Desk (BSSO)

HIGH OR LOW

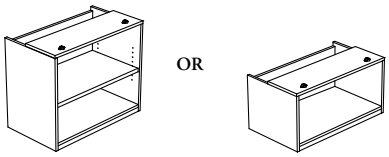

number of locks	0 x

Storage Cabinet – Secondary Desk (BSSD)

HIGH (18" width) OR OR HIGH (24" to 42" widths)

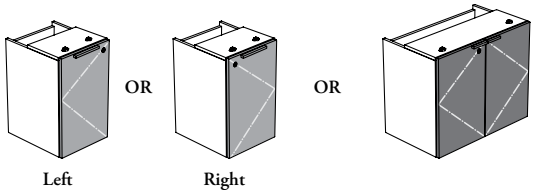

Left Right

number of locks	1 x

Multi-Functional Cabinet – Secondary Desk (BSSM)

HIGH

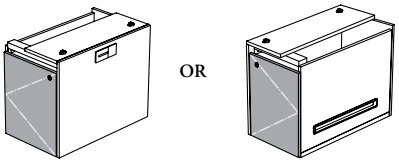

Left OR Right

number of locks	1 x

Recycling/Waste Cabinet – Secondary Desk (BSSRW)

HIGH OR LOW

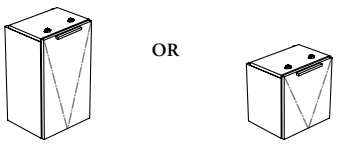

number of locks	1 x

Lockable Double Doors | Lockable Single Door | Lockable Drawers | Not Lockable

interior clearance – storage for storage for secondary desks

The following outline the interior clearance available for storage for multi-level workstations.

low-height bookcase for secondary desk

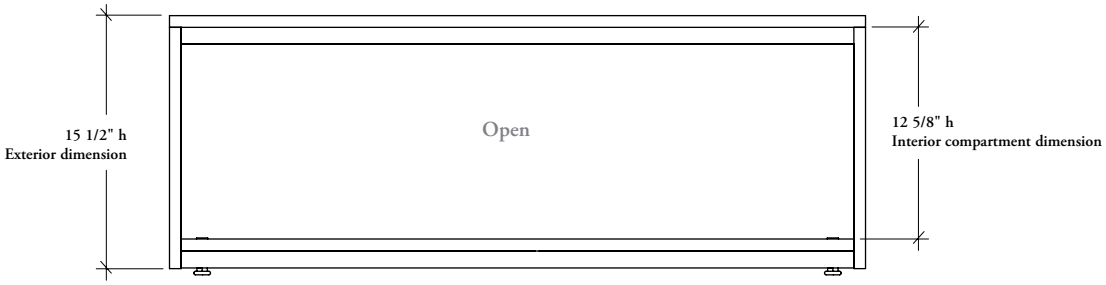

Bookcase – Secondary Desk – Center or End Position – Low Secondary Desk
For end position storage, the interior compartment dimension is the same for 1 3/16" (M) or 1 9/16" (X) worksurface thickness

storage for secondary desks finishes

For an overview of which products are offered in Flintwood finishes, refer to the Expansion Casegoods product map on Teknion's website

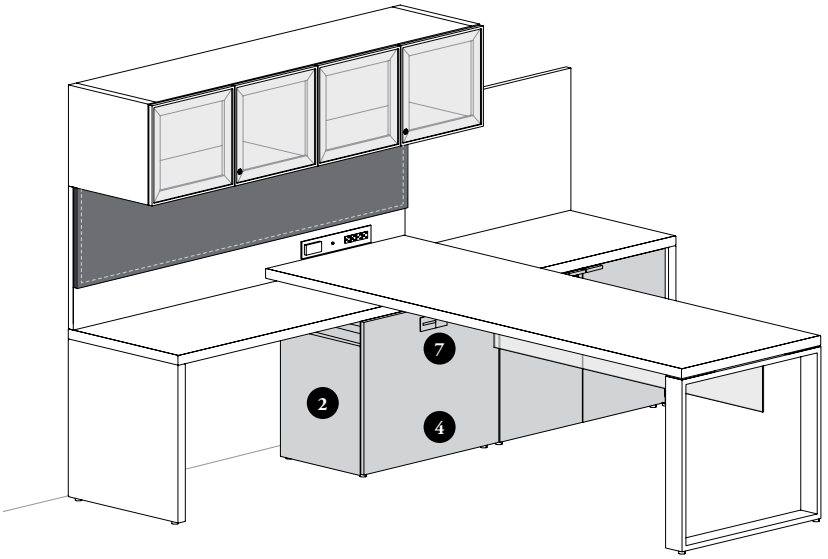

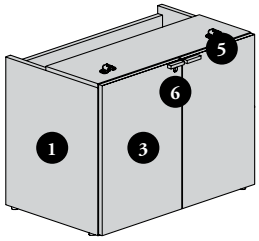

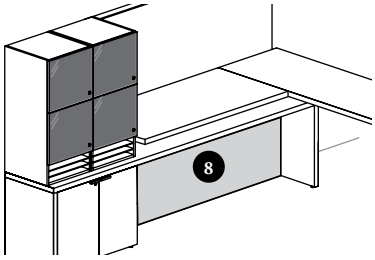

1 Case, 2 Side Door of Multi-Functional Storage and Adjustable Shelf
Finishes:
– Source Laminate
– Flintwood (No Cathedral)

3 Drawer and Door Fronts, and 4 Panel Front of Multi-Functional Storage
Finishes:
– Source Laminate
– Grade 2 Laminate (No Accents)
– Flintwood (No Cathedral)

• Edge trim on fronts always match front finish

5 Pull
Finishes:
– Foundation
– Mica

• Hardware will match Pull finish if visible

6 Lock & Key
Finish:
– Brushed Chrome

7 Grommet of Multi-Functional Storage
Finish:
– Foundation
– Mica

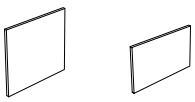

High (H) **Low (L)**

8 Open Section Cover – Secondary Desk
Finishes:
– Source Laminate
– Grade 2 Laminate (No Accents)
– Flintwood (No Cathedral)

Grain Direction
(Widths Available)

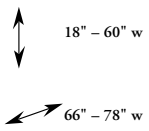

grain direction – storage for storage for secondary desks

Door and drawer front grain direction will always be vertical

Cathedral Grain Pattern:

Source Laminate
- 3A – 3B – 3C – 3D – 3E – 3L – 3M – 3X – 8E – 8R – 8S – XQ – XR – 86 – 87 – 88

For colors listed above, the Cathedral Grain Pattern for drawer fronts will be book-matched

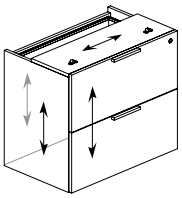

Straight Grain Pattern:

Source Laminate
- 3F – 3K – XJ

Flintwood (No Cathedral)
- FC – FD – FM – FN – FX – NR – NT – VA – VB – VZ – 5N – 5P – 5Q – 5R – 5S – 5T – 5V – 5W – 5Z

For colors listed above, the Straight Grain Pattern for drawer fronts will be vertical

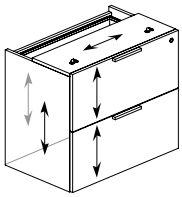

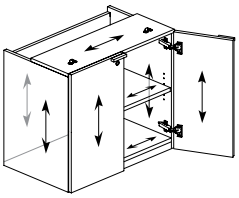

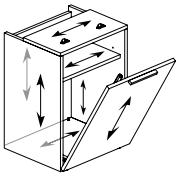

reception

reception

UNDERSTANDING RECEPTION DESKS 453

STRAIGHT RECEPTION DESK MODULE BASICS 454

L-SHAPED RECEPTION DESK MODULE BASICS 456

U-SHAPED RECEPTION DESK MODULE BASICS 458

RECEPTION DESK MODULE CONFIGURATIONS 460

MAIN WORKSURFACE & RETURN FOR RECEPTION DESK CONFIGURATIONS 461

PLANNING WITH RECEPTION DESKS 462

RECEPTION DESK ELEMENT BASICS 464

RECEPTION DESK FINISHES 465

GRAIN DIRECTION/USER EGDE – RECEPTION DESKS 467

understanding reception desks

The following should be considered when planning with Expansion Casegoods Reception Desks.

All dimensions in this section are nominal

- All worksurfaces and modules available in reception desks are semi-freestanding. They **cannot** be used alone. The reception desk modules must always be connected to a Main Worksurface and/or Return for Reception Desks, or Expansion Casegoods standard desks for stability
- The Main Worksurfaces or Return for Reception Desk **cannot** be replaced by a Freestanding or Primary Desk (Multi-Level Workstations)

reception desk module – straight

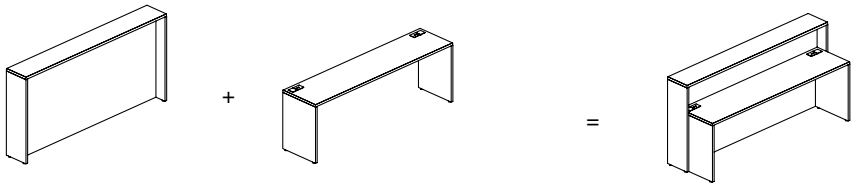

This configuration can be created with a combination of:

– Reception Desk Module – Straight (B_CRF)
– Main Worksurface with Two Gables (B_CWG)

reception desk module – L-shaped

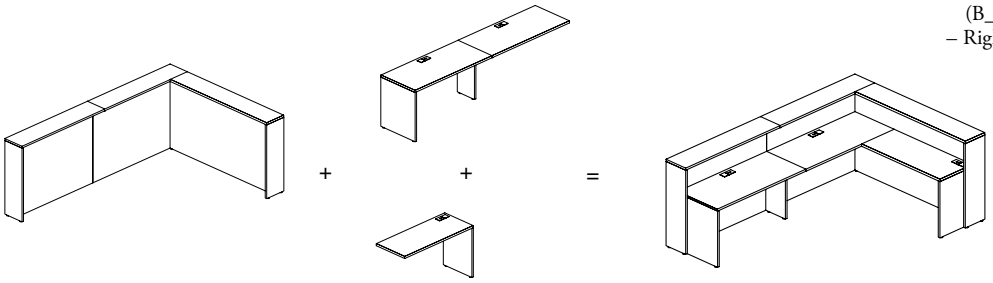

This configuration can be created with a combination of:

– Reception Desk Module – Right L-Shaped (B_CRL)
– Left Main Worksurface with One Gable (B_CWL)
– Right Cross Grain Return (B_CWR)

reception desk module – U-shaped

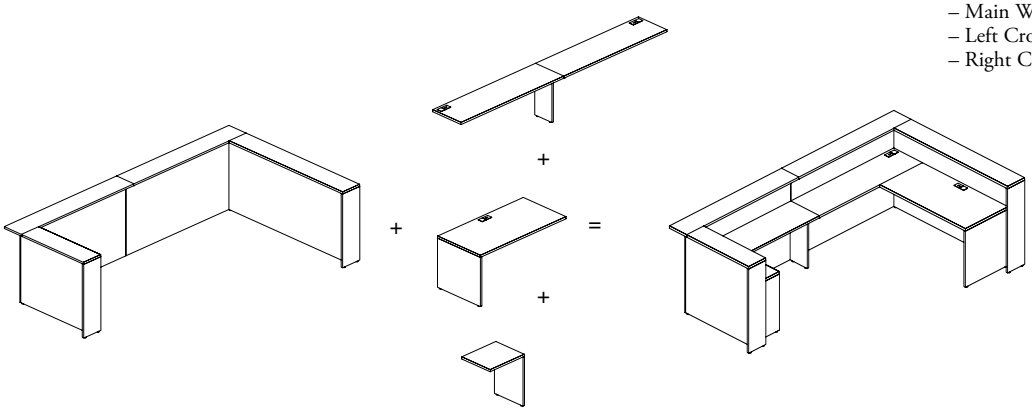

This configuration can be created with a combination of:

– Reception Desk Module – U-Shaped (B_CRU)
– Main Worksurface (B_CWU)
– Left Cross Grain Returns (B_CWR)
– Right Cross Grain Returns (B_CWR)

straight reception desk module basics

Expansion Casegoods offers a wide variety of reception desks. They can be used to create other styles of reception stations.

- The Straight Reception Desk Module is compatible with the Main Worksurface with Two Gables (B_CWG) only. For other product compatibility, see the Expansion Casegoods standard desk product list below
- The Reception Desk Elements can be specified separately

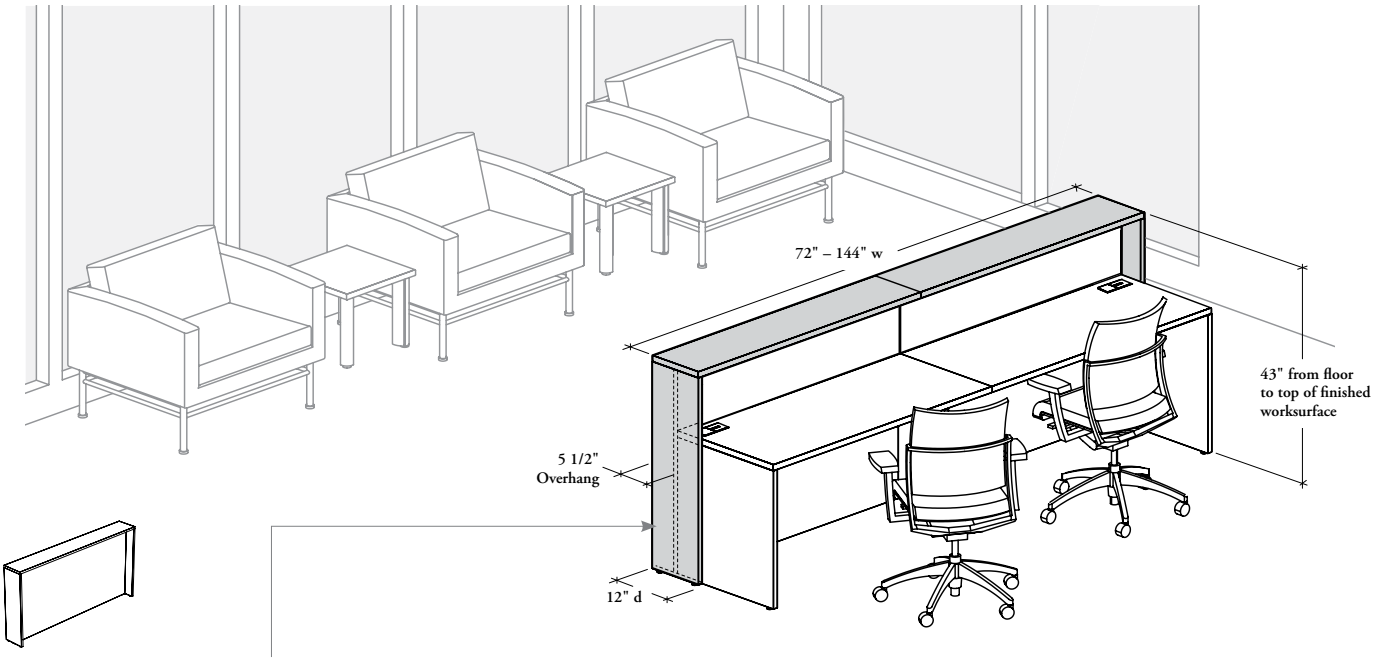

Reception Desk Module – Straight (B_CRF)

- Worksurfaces and gables are available in two (M, X) of the three original Expansion Casegoods thicknesses
- When 1 3/16" (M) thickness is specified, the gables are 1" thick
- When 1 9/16" (X) thickness is specified, the gables are 1 1/2" thick
- The number of worksurfaces and inset panels can vary depending on the width specified. Refer to page 460 for more details
- Inset panels are available in 1" thick
- In addition to fit with the main worksurface (B_CWG), it can also be connected with:

Expansion Casegoods Standard Desks:

– All Rectangular Desks
– All Corner Desks
– All Extended Corner Desks
– All Extended Peninsula Desks, except: (B_BWW, B_RPW and B_RPC)

The Straight Module and Main Worksurface must be specified this way:

Example:

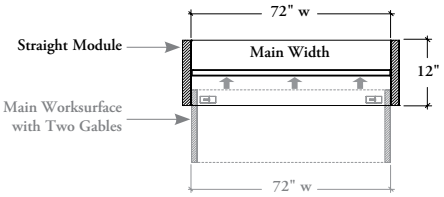

- Reception module gable thickness and bracket clearance gaps are added to the nominal width
- This product also offers off-modularity capabilities. Refer to page 462 for details

straight reception desk module basics (continued)

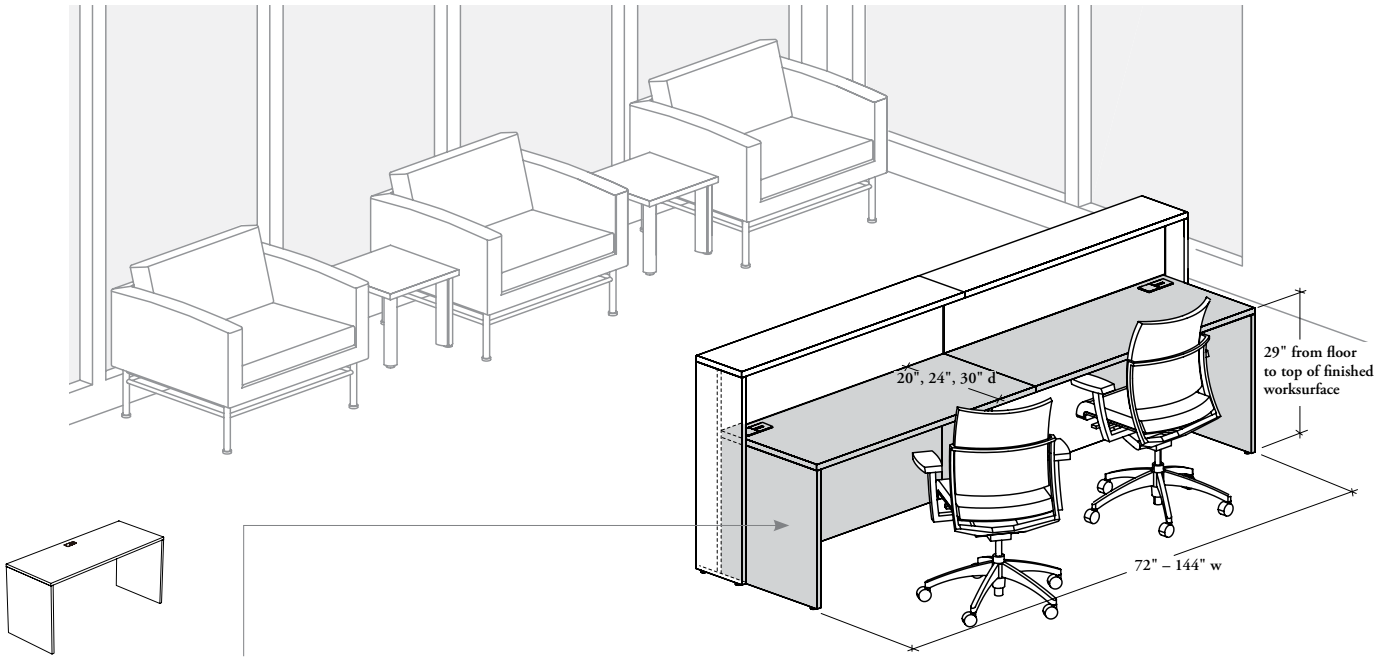

Main Worksurface with Two Gables – Reception Desk (B_CWG)

- **Cannot** be used with L- or U-Shaped Reception Desk Module
- The worksurfaces and gables are available in the same style/ thicknesses (M or X) as original Expansion Casegoods products
- When 1 3/16" (M) thickness is specified, the gables are 1" thick
- When 1 9/16" (X) thickness is specified, the gables are 1 1/2" thick
- The number of worksurfaces can vary and a half gable can be added depending on the width specified. Refer to page 461 for more details
- **Cannot** be used alone. Both ends of the worksurface must be attached to the Straight Reception Desk Module
- Worksurface can be specified with grommets (The Cable Trays are also provided, when the grommets are specified). Two grommet position styles are available:
  - Both Ends (B)
  - Centered (C) (this option **cannot** be specified when 78" or 84" worksurface width is specified)
- All 28" high Freestanding Storage and the Multi-Functional Drawer can be specified separately and installed under the worksurface
- **Cannot** support any storage or Wall Panel



Rectangular Grommets

- All Main Worksurfaces and Return for Reception Desks are available with factory-made grommet cut outs
- Provide openings for electrical wiring and communication cables
- Can be changed with Elliptical Grommet (BLGE) which can be specified separately
- When grommets are specified, the Cable Trays are also provided and is mounted below any worksurface to manage cables coming from the worksurface level



L-shaped reception desk module basics

Expansion Casegoods offers a wide variety of reception desks. They can be used to create other styles of reception stations.

- The L-Shaped Reception Desk Module is compatible with the Main Worksurface with One Gable (B_CWL) which can also be fitted with a Cross Grain Return (B_CWR). For other product compatibility, see the Expansion Casegoods standard desk product list below
- The Reception Desk Elements can be specified separately

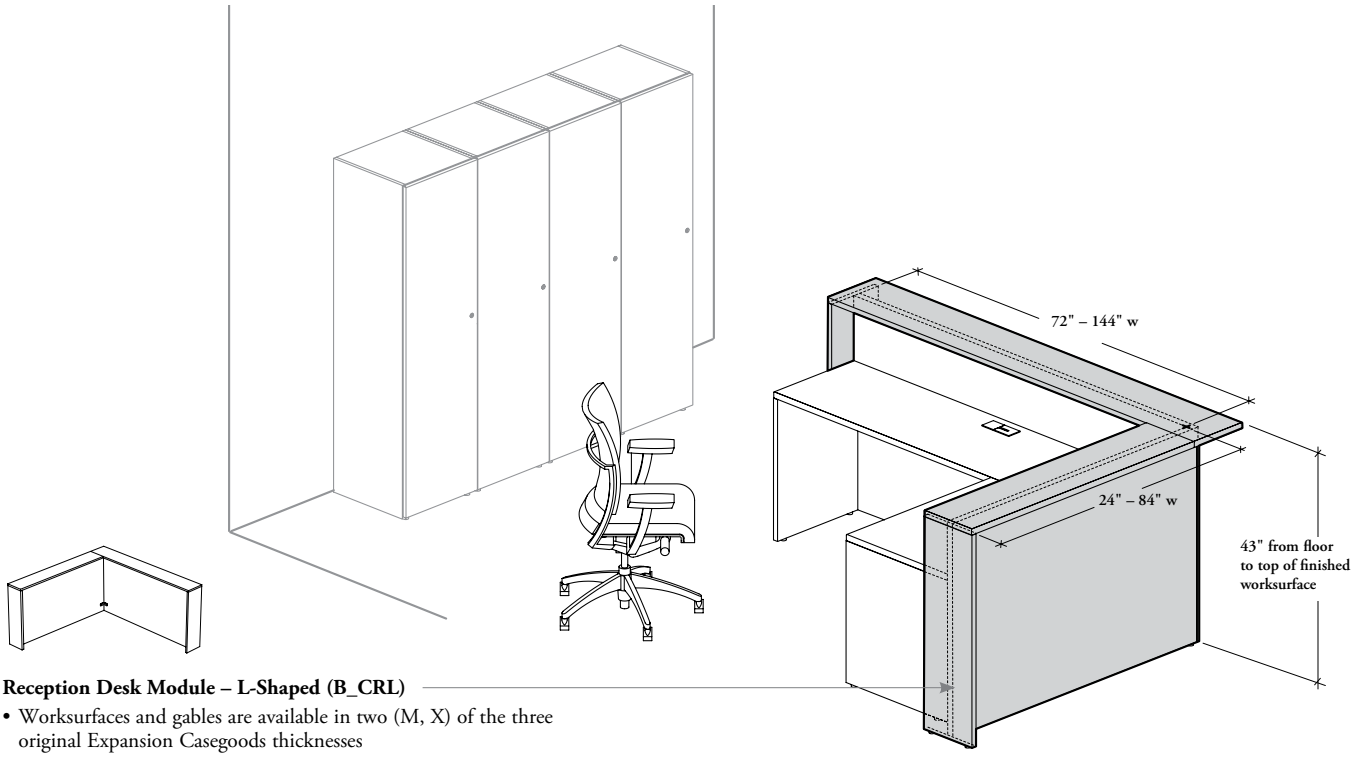

Reception Desk Module – L-Shaped (B_CRL)

- Worksurfaces and gables are available in two (M, X) of the three original Expansion Casegoods thicknesses
- The number of worksurfaces and inset panels can vary depending on the width specified. Refer to page 460 for more details
- Can be specified left or right (shown). The configuration is determined by the side of the return width in sitting position
- Inset panels are available in 1" thick
- In addition to connect to the main worksurface (B_CWL) and return (B_CWR), it can also be connected with:

  Expansion Casegoods Standard Desks*:

  – All Rectangular Desks
  – All Corner Desks
  – All Extended Corner Desks
  – All Extended Peninsula Desks, except: (B_BWW, B_RPW and B_RPC))

* When fitting a single desk in the Reception Desk Module – L-Shaped, make sure at least one dimension of the Reception Desk Module is greater than those of the desk to enable installation

The L-Shaped Module, Main Worksurface and Return must be specified in this way:

Example:

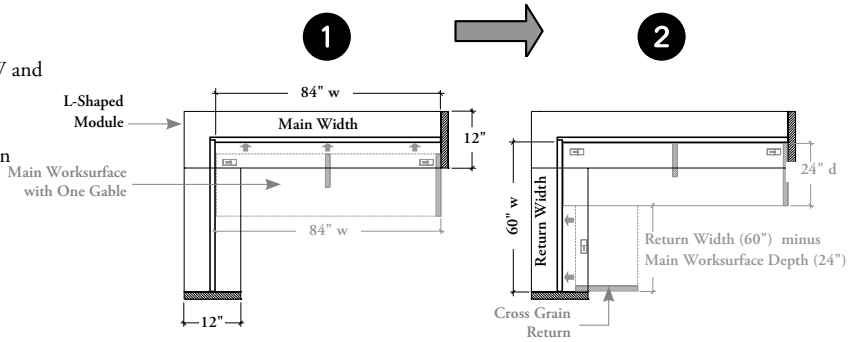

- Reception module gable thickness, overhang of return worksurface depth and bracket clearance gaps are added to the nominal width
- This product also offers off-modularity capabilities. Refer to page 462 for details

L-shaped reception desk module basics (continued)

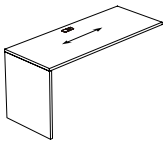

Main Worksurface with One Gable – Reception Desk (B_CWL)

- Worksurfaces and gable are available in the same style/thicknesses (M or X) as Main Worksurface with Two Gables
- The number of worksurfaces can vary and a half gable can be added depending on the width specified. Refer to page 461 for more details
- **Cannot** be used with Straight or U-Shaped Reception Desk Module
- **Cannot** be used alone. It must be attached on the module, particularly to the junction of the two inset panels
- Worksurface can be specified with grommets (The Cable Trays are also provided, when the grommets are specified). Two grommet position styles are available:
  - Both Ends (B)
  - Centered (C) (this option **cannot** be specified when 78" or 84" worksurface width is specified)
- All 28" high Freestanding Storage and the Multi-Functional Drawer can be specified separately and installed under the worksurface
- **Cannot** support any storage or Wall Panel

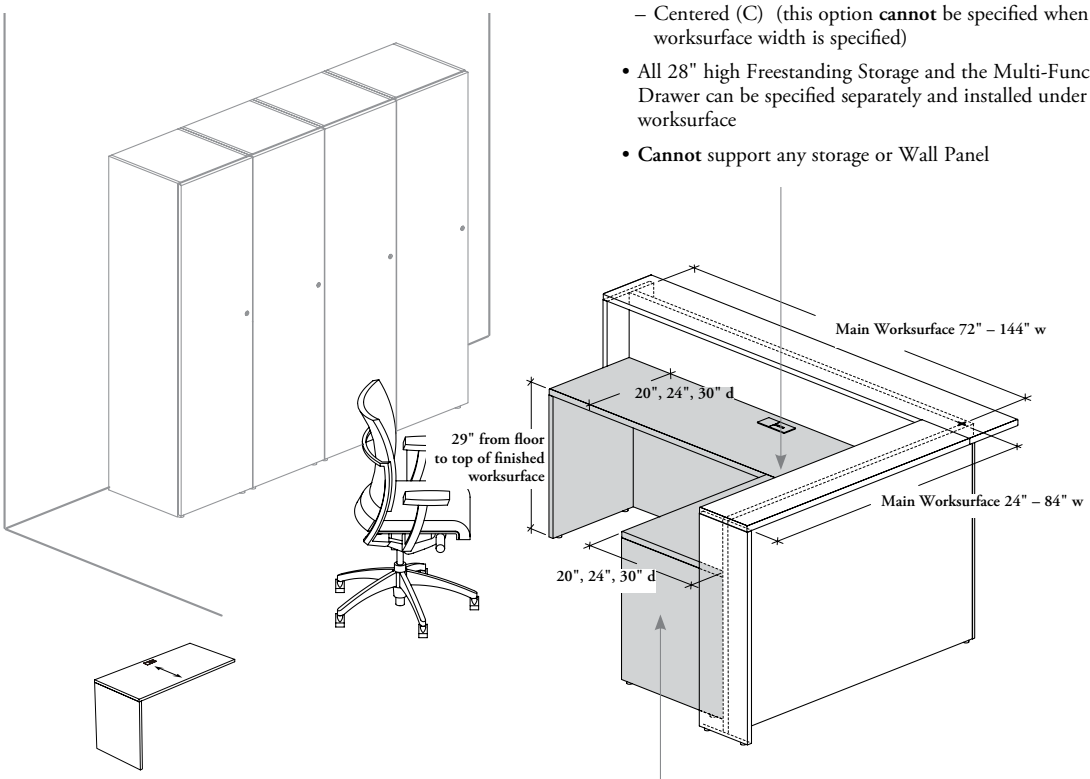

Cross Grain Return – Reception Desk (B_CWR)

- Worksurfaces and gable are available in the same style/thicknesses (M or X) as Main Worksurface with Two Gables
- **Cannot** be used with Straight Reception Desk Module
- **Cannot** be used alone. It must always be connected to the straight user edge on a Main Worksurface with One or without Gable and to the inset panel of the Reception Desk Module Return
- Worksurfaces can be specified without or with grommet (The Cable Trays are also provided, when the grommets (C or E) are specified). Two grommet position styles are available:
  - Centered (C)
  - End Grommet (E)
- All 28" high Freestanding Storage and the Multi-Functional Drawer can be specified separately and installed under the worksurface
- **Cannot** support any storage or Wall Panel

U-shaped reception desk module basics

Expansion Casegoods offers a wide variety of reception desks. They can be used to create other styles of reception stations.

- The U-Shaped Reception Desk Module is compatible with the Main Worksurface (B_CWU) which can also be fitted with a Cross Grain Return (B_CWR). For other product compatibility, see the Expansion Casegoods standard desk product list below
- The Reception Desk Elements can be specified separately

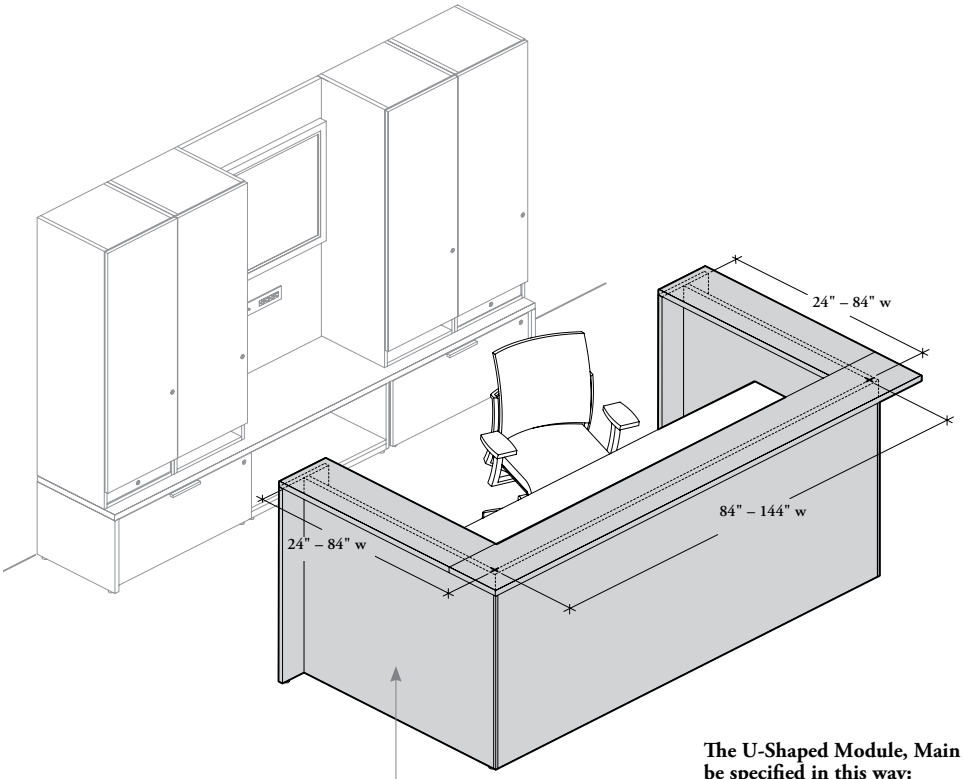

Reception Desk Module – U-Shaped (B_CRU)

- Worksurfaces and gables are available in two (M, X) of the three original Expansion Casegoods thicknesses
- The number of worksurfaces and inset panels can vary depending to the width specified. Refer to page 460 for more details
- Inset panels are available in 1" thick
- In addition to connect to the main worksurface (B_CWU) and return (B_CWR), it can also be connected with:

  Standard Desks Expansion Casegoods*:

  – All Rectangular Desks
  – All Corner Desks
  – All Extended Corner Desks
  – All Extended Peninsula Desks, except: (B_BWW, B_RPW and B_RPC)
  – All Bridges (B_RBL or B_RB)

* When fitting a single desk in the Reception Desk Module – L-Shaped, make sure at least one dimension of the Reception Desk Module is greater than those of the desk to enable installation

The U-Shaped Module, Main Worksurface and Two Returns must be specified in this way:

Example:

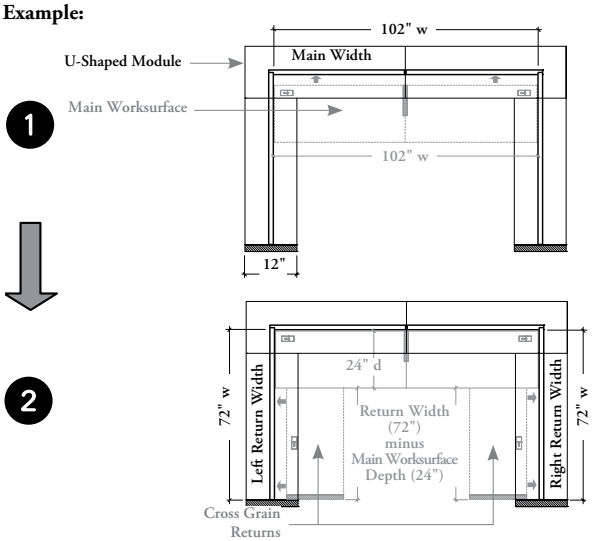

- Overhang of return worksurface depths and bracket clearance gaps are added to the nominal width
- This product also offers off-modularity capabilities. Refer to page 462 for details

U-shaped reception desk module basics (continued)

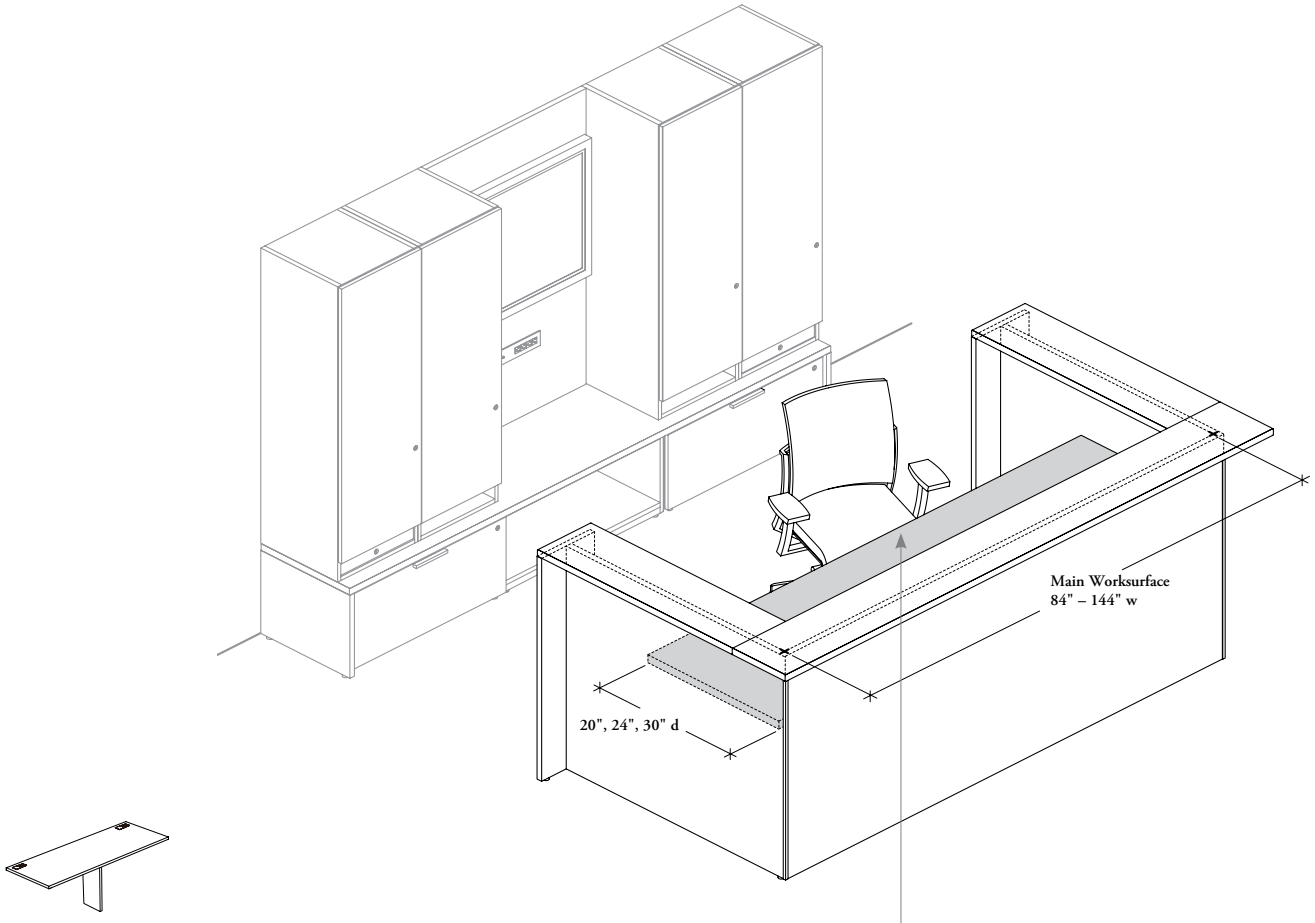

Main Worksurface – Reception Desk (B_CWU)

- **Cannot** be used with Straight or L-Shaped Reception Desk Module
- It must be specified the same width than the Reception Desk Module Main Inset Panel
- Worksurfaces and half gable (if applicable) are available in the same style/thicknesses (M or X) as Main Worksurface with Two Gables
- The number of worksurfaces can vary and a half gable can be added depending on the width specified. Refer to page 461 for more details
- Worksurface can be specified with grommets. Two position styles are available:
  - Both Ends (B)
  - Centered (C) (this option **cannot** be specified when 78" or 84" worksurface width is specified)
- Height is 29" from floor to top of finished worksurface
- All 28" high Freestanding Storage and the Multi-Functional Drawer can be specified separately and installed under the worksurface
- **Cannot** support any storage or Wall Panel

reception desk module configurations

The number of pieces can varied depending on the width specified.

- The nominal dimension is given according to the usable space inside gables and inset panels. Use specification software to determine actual footprint of reception station
- Number of pieces are shown on drawings below

reception desk module – straight

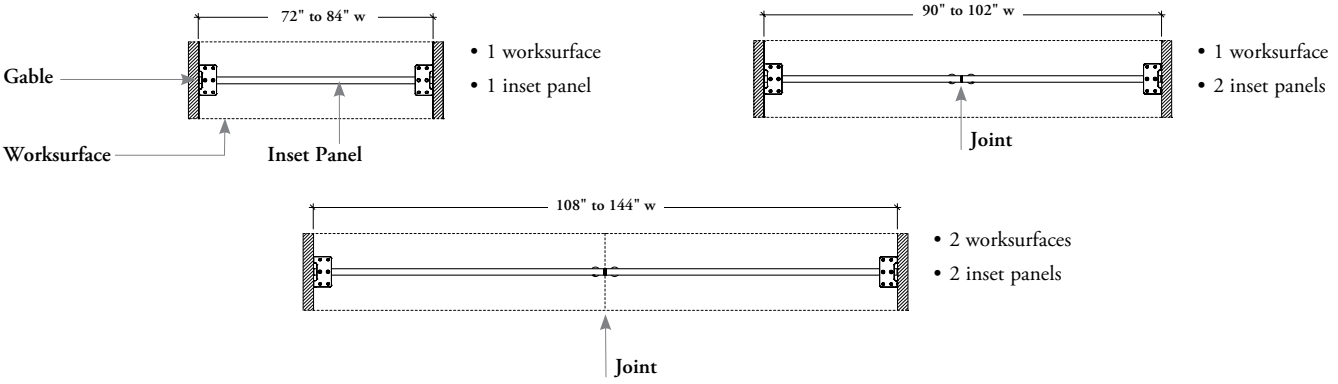

reception desk module – L- shaped

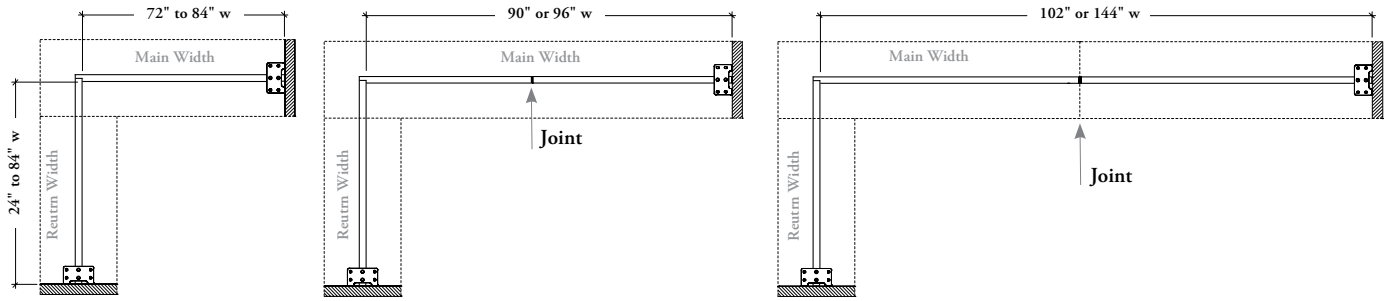

Main width comes with:
- 1 worksurface
- 1 inset panel

Main width comes with:
- 1 worksurface
- 2 inset panels

Main width comes with:
- 2 worksurfaces
- 2 inset panels

Return width comes with:
- 1 worksurface
- 1 inset panel

reception desk module – U - shaped

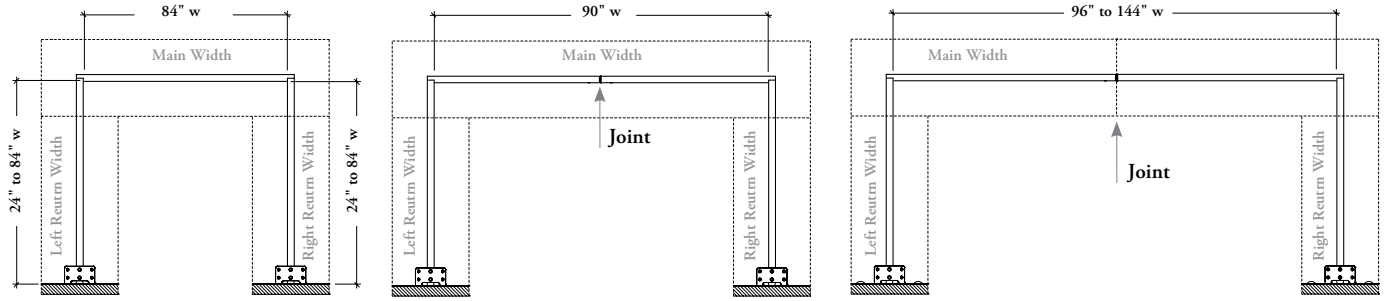

Main width comes with:
- 1 worksurface
- 1 Inset Panel

Each return width comes with:
- 1 worksurface
- 1 inset panel

Main width comes with:
- 1 worksurface
- 2 inset panels

Main width comes with:
- 2 worksurfaces
- 2 inset panels

main worksurface & return for reception desk configurations

The number of pieces can varied depending on the width specified.

Number of pieces are shown on drawings below

main worksurfaces – reception desk

one piece

Main Worksurface with Two Gables

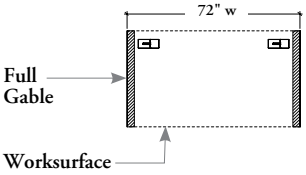

- 1 worksurface
- 2 full gables

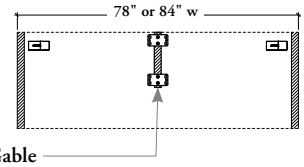

- 1 worksurface
- 2 full gables
- 1 half gable

Main Worksurface with One Gable

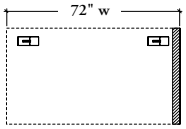

- 1 worksurface
- 1 full gable to left or right

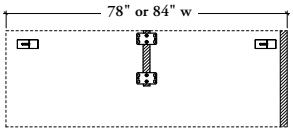

- 1 worksurface
- 1 full gable to left or right
- 1 half gable

Main Worksurface

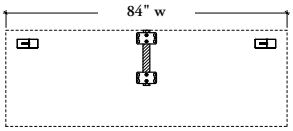

- 1 worksurface
- 1 half gable

two pieces

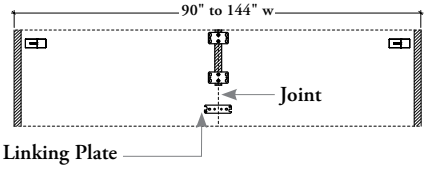

- 2 worksurfaces
- 2 full gables
- 1 half gable shared between both worksurfaces
- 1 linking plate

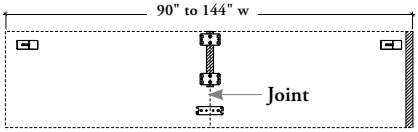

- 2 worksurfaces
- 1 full gable to left or right
- 1 half gable shared between both worksurfaces
- 1 linking plate

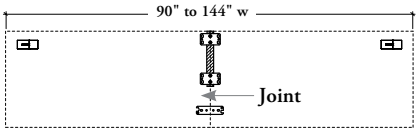

- 2 worksurfaces
- 1 half gable shared between both worksurfaces
- 1 linking plate

cross grain return – reception desk

Comes in one piece and with one full gable

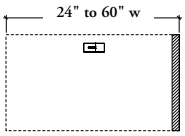

planning with reception desks

The following should be considered when planning with Expansion Casegoods Reception Desks.

Not all Main Worksurfaces or Returns that can be used on-module. Refer to the basics pages in this section, for more details

reception desk module – straight

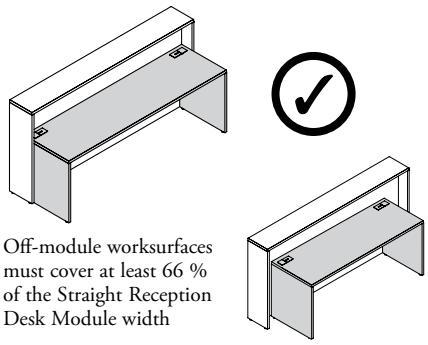

Off-module worksurfaces must cover at least 66 % of the Straight Reception Desk Module width

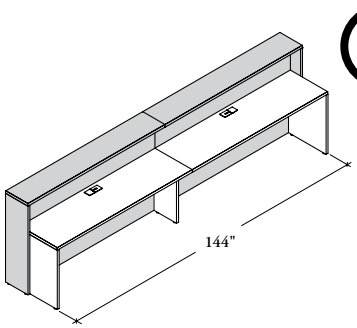

- A Straight Module wider than 102" is available and comes in two pieces allowing to extend the surface of reception while keeping a clean and perfectly linear look
- **Cannot** install two modules side by side

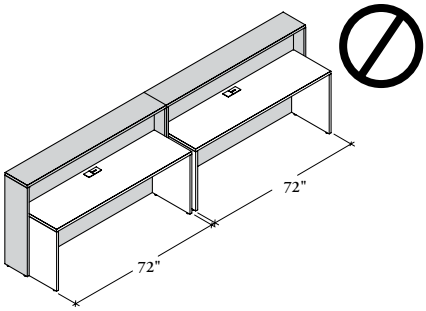

reception desk module – L-shaped

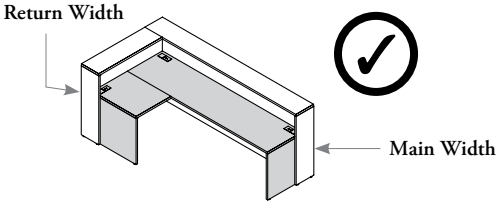

On-Module Application

- The main width determines the side where Main Worksurface will be installed
- A Main Worksurface **cannot** be installed as Return and vice and versa

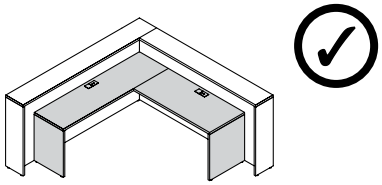

Off-Module Application

- Main Worksurface with One Gable and the Return can be installed on- or off-module, as long as it is attached to the junction of two inset panels
- Main Worksurface must cover at least 66 % of the **MAIN** width of the L-Shaped Reception Desk Module

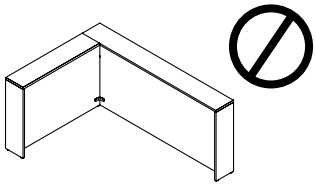

Alone

Cannot be used alone. It must always be connected to a Main Worksurface or standard desks for stability

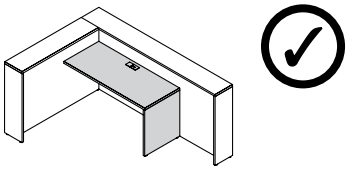

- In a L-shaped configuration, the Main Worksurface can be used alone. The Return is **not** necessary, but the side unsupported must always be attached to the junction of two inset panels
- Contrary to the Main Worksurface, the Return **cannot** be used alone and **cannot** be specified on the main width of the Reception Desk Module

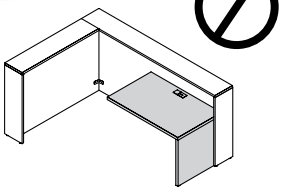

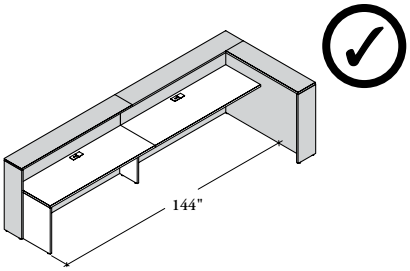

- A L-Shaped Reception Desk Module wider than 96" is available and comes in two pieces allowing to extend the surface of reception while keeping a clean and perfectly linear look
- A Straight Module and a L-Shaped Module **cannot** be specified and installed side by side

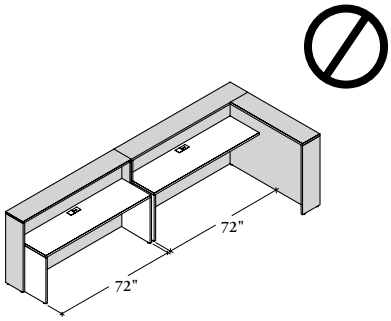

planning with reception desks (continued)

reception desk module – U-shaped

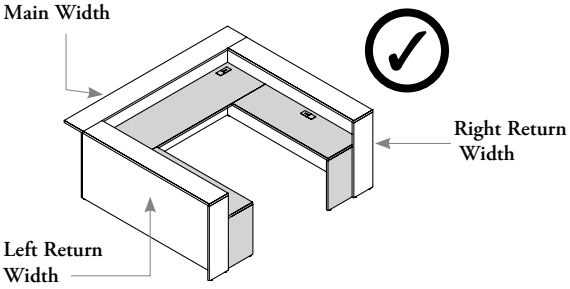

- The main width determines the side where Main Worksurface will be installed
- A Main Worksurface **cannot** be installed instead of a Return and vice and versa

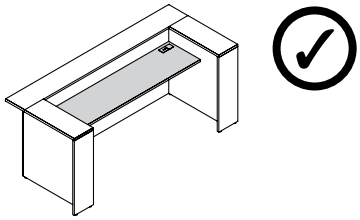

- In an U-shaped configuration, the Main Worksurface can be used alone and must be specified the same width than the reception module. A Return is **not** mandatory
- Contrary to the Main Worksurface, the Return **cannot** be used alone and **cannot** be attached directly to the junctions of inset panels

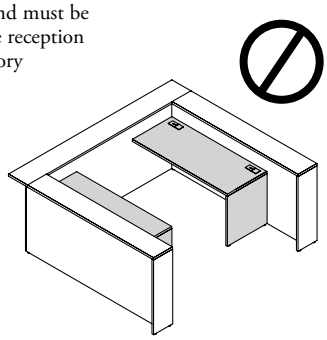

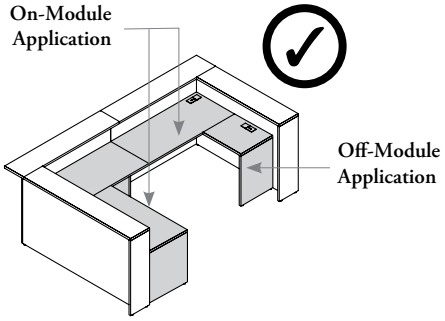

- The Main Worksurface must be installed on-module
- The Return(s) can be installed on- or off-module

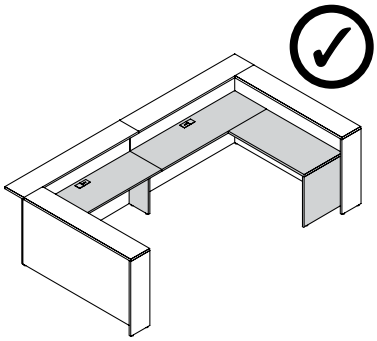

It is also possible to create a L-shaped worksurface configuration inside a U-Shaped Reception Desk Module

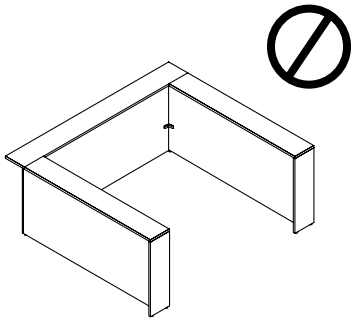

Alone

Cannot be used alone. It must always be connected to a Main Worksurface or standard desks for stability

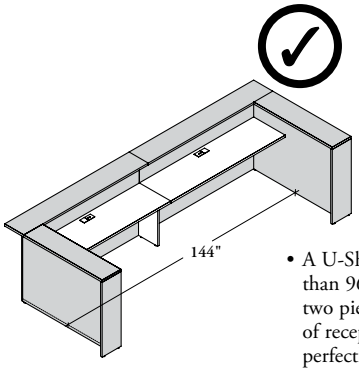

- A U-Shaped Reception Desk Module wider than 96" is also available and comes in two pieces allowing to extend the surface of reception while keeping a clean and perfectly linear look
- Two L-Shaped Modules **cannot** be specified side by side

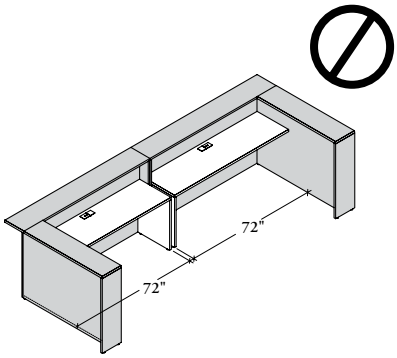

reception desk element basics

The Reception Desk Elements are mounted on the inset panel above reception worksurfaces.

The Reception Desk Elements can be installed on- or off-module

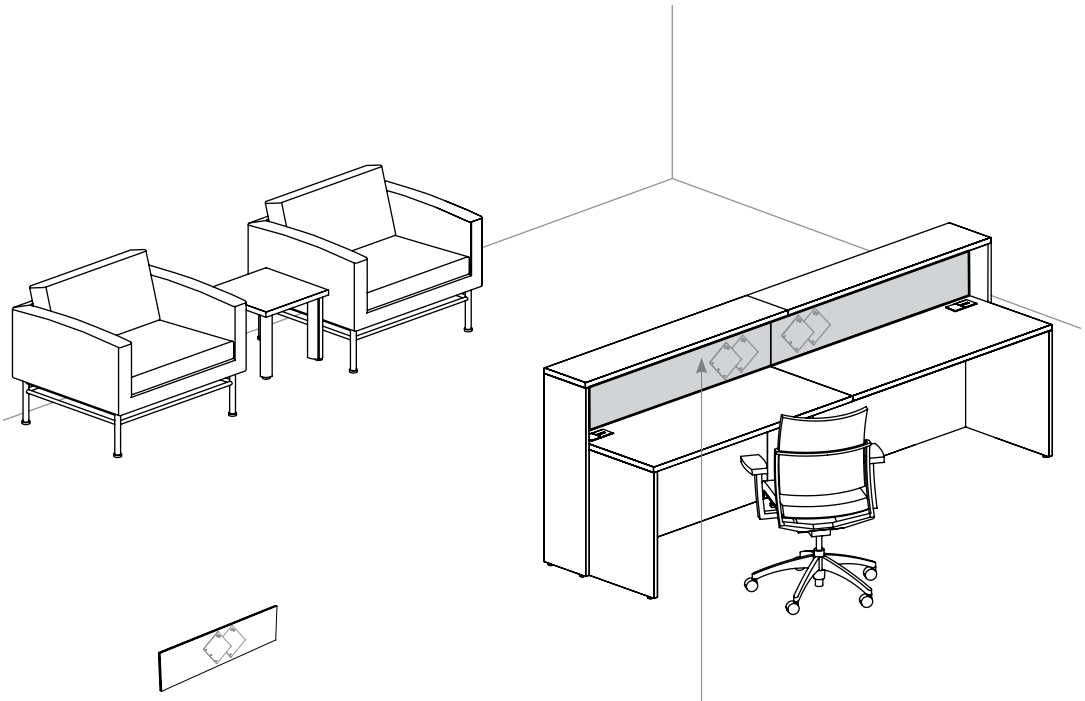

Reception Desk Element – Tackboard (BCAT)

- This tackable surface accommodate the visual display paper-based information
- It must be installed directly on the inset panel

Reception Desk Element Applications

Element Size – Main Width Module

The sum of element widths should **not** exceed the Reception Desk Module width

Element Size – Return Width Module

Element is the same width that the return width minus 1"

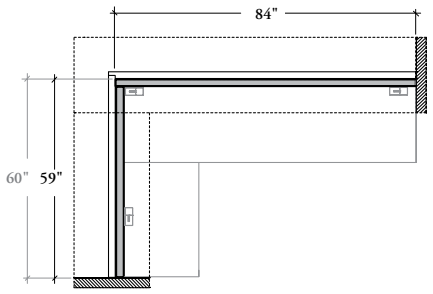

reception desk finishes

Reception Desks and related parts are available in a wide variety of finish colors. Finish codes must be included in the order.

- All Laminate components are protected with a solid plastic edge
- For an overview of which products are offered in Flintwood finishes, refer to the Expansion Casegoods product map on Teknion's website
- **Not all** Thickness, Finish, Style or Color options are available, refer to the Finish Restrictions Chart on the following page

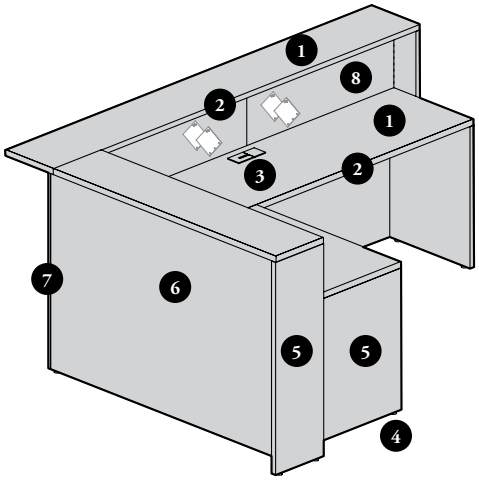

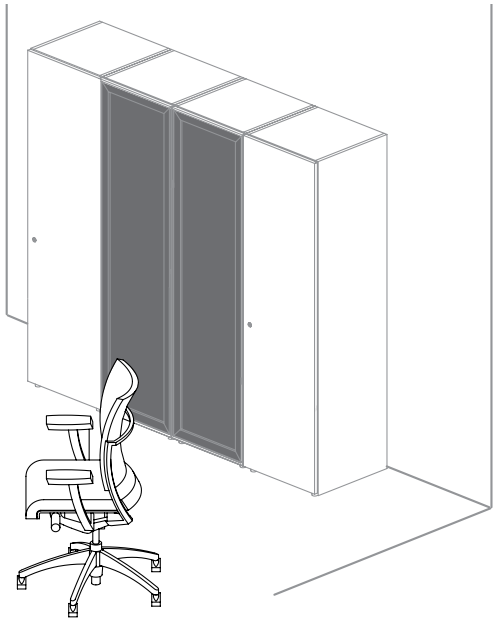

1 Worksurface
Finishes:
– Foundation Laminate
– Grade 2 Laminate (No Accents)
– Flintwood (No Cathedral)

2 Worksurface Edge Trim
Edge Trim Styles:
– Straight Trim (3mm) (6)
– Flat Trim (1.5mm) (8)
– Flintwood Flat Trim (9)

3 Rectangular Grommet
Finishes:
– Foundation
– Mica

4 Leveler
Finish:
– Black

5 Gable (Full or Half) and 6 Inset Panel
Finishes:
– Source Laminate
– Grade 2 Laminate (No Accents)
– Flintwood (No Cathedral)

7 Corner Extrusion
Finishes:
– Clear Anodized (CL)
– Foundation
– Mica
– Coordinate Colors

8 Tackboard Element
Fabrics:
– Teknion's Standard Panel Fabric

reception desk finishes (continued)

finishes restriction chart

				Some restrictions apply, see specification software
Worksurface Thickness	**Worksurface Finish**	**Edge Trim Style**	**Edge Trim Finish**	**Gable and Inset Panel Finish**
M 1 3/16"	Foundation Laminate	6 or 8	Edge Trim Colors *	Source Laminate or Grade 2 Laminate (No Accents) or Flintwood (No Cathedral)
	Grade 2 Laminate (No Accents)	8	Edge Trim Colors	
	Flintwood (No Cathedral)	9	Match Flintwood Worksurface Finish	
X 1 9/16"	Foundation Laminate **	6	Edge Trim Colors **	Source Laminate or Flintwood (No Cathedral)
	Flintwood (No Cathedral)	9	Match Flintwood Worksurface Finish	

*** Except Black Matte, Baltic Ply, Clay Matte and Fossil Matte for Edge Trim Style (6) only**
**** Storm White, Very White, Crisp Grey, Soft Gris or Wood Prints only**

coordinate colors listing

The Coordinate Colors are solid colors that can be used to match wood prints. They are **not** available in the Fabric and Finishes Program

• Finishes:

M8 Royal Cherry
NB Ivory Birch
NC Provincial Oak
ND Coastal Elm
NJ Notherm Ash
NN Essential Oak
NW Essential Walnut
NX Smoked Oak
PU Basalt Walnut
PZ Craft Walnut
Q6 Stainless
Q9 Mercurial Walnut
R9 Choice Maple
V1 Estate Cherry
VD Campus Oak
VV Pecan Reflect

corner extrusion color coordination chart

• See below for corner extrusion color match suggestion

Flintwood Inset Panel Finish		Closest Match for Corner Extrusion Finish		
Code	**Color**	**Code**	**Color**	**Finish Style**
FN	Natural Pecan	NN	Essential Oak	Coordinate
NR	Sierra Flint	PZ	Craft Walnut	Coordinate
NT	Cocoa Brown Flint	73	Gilded Ash	Mica
VT	Walnut Flint	NW	Essential Walnut	Coordinate
ZB	Alpine Flint	ND	Coastal Elm	Coordinate
ZD	Malabar Flint	NX	Smoked Oak	Coordinate
ZE	Bluffs Flint	ND	Coastal Elm	Coordinate
ZF	Sparrow Flint	PZ	Craft Walnut	Coordinate
ZN	Toasted Walnut Flint	70	Sepia Bronze	Mica
ZP	Deep Walnut Flint	NX	Smoked Oak	Coordinate
ZQ	Riverstone Flint	73	Gilded Ash	Mica
5N	White Oak	VD	Campus Oak	Coordinate
5P	Poppy Seed	PU	Basalt Walnut	Coordinate
5S	Silverwash	4	Earth	Foundation
5W	Drift Oak	3	Sand	Foundation
5Z	American Walnut	NW	Essential Walnut	Coordinate

* This match suggestion is **not** close enough to be considered as tone on tone

grain direction/user edge – reception desks

Grain direction is an important factor when planning adjacent worksurfaces. The direction of grain patterns varies depending on the type of worksurface specified.

Worksurface user edge is indicated with a shaded line



B_CWG, CWL, or B_CWU

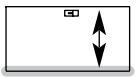

B_CWR (24" to 54" w in Flintwood) (24" to 60" w in Laminate)

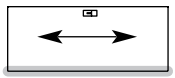

B_CWR (60" w in Flintwood only)

worksurface module, gable and inset panel grain direction

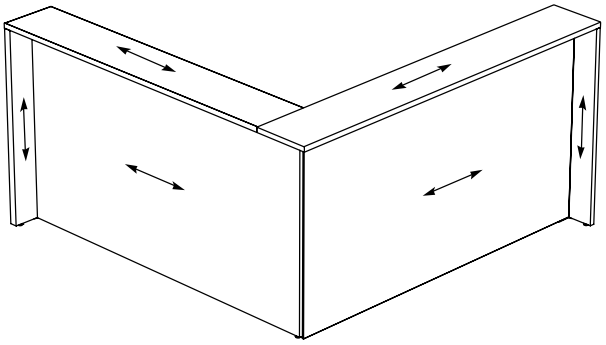

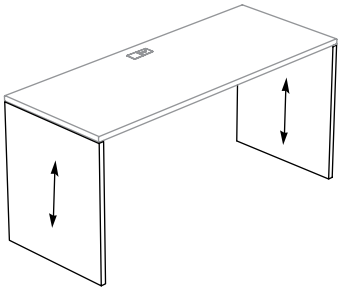

meeting tables

meeting tables

MEETING TABLE OVERVIEW 476

HEIGHT-ADJUSTABLE CONFERENCE TABLE BASICS 478

HEIGHT-ADJUSTABLE MEETING TABLE BASICS 480

CONFERENCE TABLE BASICS 482

SOLID MEETING TABLE BASICS 483

WRITABLE GLASS MEETING TABLE BASICS 484

TABLE COMPANION MARKER KIT BASICS 485

COFFEE TABLE BASICS 486

EDGE TRIM STYLES OVERVIEW – MEETING TABLES 488

USER EDGES – MEETING TABLES 490

POWER & DATA BASICS 491

TABLE BASE DIMENSIONS 493

CONFIGURATIONS & SUPPORTS – MEETING TABLES 494

meeting tables (continued)

ACCESSORIES – MEETING TABLES 499

MEETING TABLE FINISHES 500

UNDERSTANDING FIXED & HEIGHT-ADJUSTABLE MEETING PENINSULAS 502

UNDERSTANDING HEIGHT-ADJUSTABLE MEETING PENINSULAS WITH WORKWALL STORAGE 504

HEIGHT-ADJUSTABLE MEETING PENINSULA COMPONENTS . . . 505

HEIGHT-ADJUSTMENT RANGE – HEIGHT-ADJUSTABLE MEETING PENINSULAS 507

POWER & DATA MANAGEMENT – HEIGHT-ADJUSTABLE MEETING PENINSULAS 508

HEIGHT-ADJUSTABLE MEETING PENINSULA BASICS 511

PLANNNIG WITH HEIGHT-ADJUSTABLE MEETING PENINSULAS . 513

UNDERSTANDING FIXED MEETING PENINSULAS 516

FIXED MEETING PENINSULA COMPONENTS 518

meeting tables (continued)

POWER & DATA MANAGEMENT – FIXED MEETING PENINSULAS . 519

FIXED MEETING PENINSULA BASICS 520

PLANNING WITH FIXED MEETING PENINSULAS 522

EDGE TRIM STYLES OVERVIEW – HEIGHT-ADJUSTABLE & FIXED MEETING PENINSULAS 524

PLANNING WITH POWER MODULE CUT-OUTS – HEIGHT-ADJUSTABLE & FIXED MEETING PENINSULAS 525

GABLE FOR MEETING PENINSULA COMPONENTS 527

GABLE FOR MEETING PENINSULA BASICS 528

UNDERSTANDING MEDIA WALL 529

MEDIA WALL COMPONENTS 530

MEDIA WALL & METAL SHELF FOR MEDIA WALL BASICS 531

PLANNING WITH WORKING DATUM HEIGHTS – MEDIA WALL . 532

PLANNING WITH TV MONITOR MOUNT – MEDIA WALL 533

meeting tables (continued)

PLANNING WITH METAL SHELF – MEDIA WALL 534

POWER & DATA MANAGEMENT – MEDIA WALL 535

PLANNING WITH MEDIA WALL 536

GRAIN/PATTERN DIRECTION – MEDIA WALL & GABLE FOR MEETING PENINSULAS 537

TV STAND & METAL SHELF FOR TV STAND BASICS 538

PLANNING WITH TV MONITOR MOUNT – TV STAND 539

POWER & DATA MANAGEMENT – TV STAND & METAL SHELF FOR TV STAND 542

HEIGHT-ADJUSTABLE OR FIXED MEETING PENINSULAS & MEDIA WALL FINISHES 543

meeting table overview

- Provide a meeting area in a variety of shapes, power modules cut-outs and bases
- Expansion Casegoods offers an extensive selection meeting solutions: Fixed-Height or Height-Adjustable Meeting Tables, Fixed-Height or Height-Adjustable Conference Tables, Fixed-Height Meeting Peninsulas for Media Wall and Height-Adjustable Meeting Peninsula. Complementary Coffee Tables are also available
- Large tables with multiple power modules may require dedicated electrical circuit and/or floor outlets for each power module. Refer to local electrical code for guidance
- All dimensions in this section are nominal

height-adjustable conference table

- Height-Adjustable Conference Table is highly versatile. It provides various working positions in large boardroom configuration
- Multiple pieces depending width specified
- Multiple height-adjustable panel bases are included
- Only available in Solid top



height-adjustable meeting table

- Height-Adjustable Meeting Table maximize use of space and unify structure and appearance. Ideal for small collaborative meeting rooms
- Come in a one-piece worksurface
- Two Height-Adjustable Bevel Bases are included
- Only available in Solid top

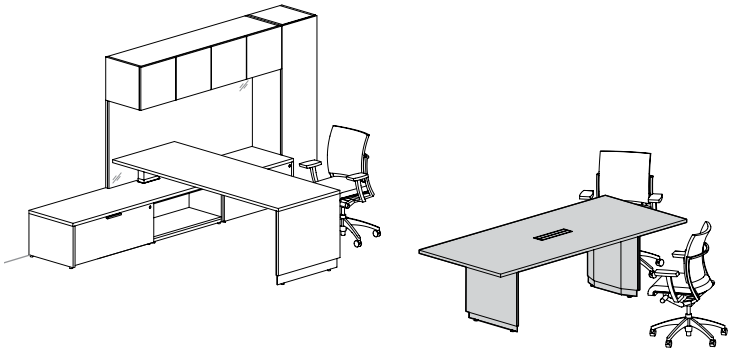

fixed-height conference tables

- Conference Tables are highly versatile. They adapt to the space and ideal for spacious boardroom
- Multiple pieces depending width specified
- Multiple base options: Panel Bases, Cubic Bases, Worshop Legs or Blade Legs

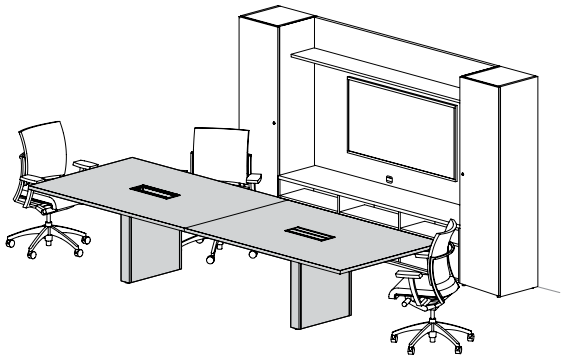

meeting table overview (continued)

fixed-height meeting tables

- A selection of meeting tables complements the Expansion Casegoods offering. Ideal for small informal meeting rooms
- All sizes come in a one-piece worksurface
- Multiple base options: Panel Bases, Blade Legs, Workshop Legs, Square Post Legs, T-Legs, Cubic Base or Four-Point Base
- Are available in Solid or Back-Painted top

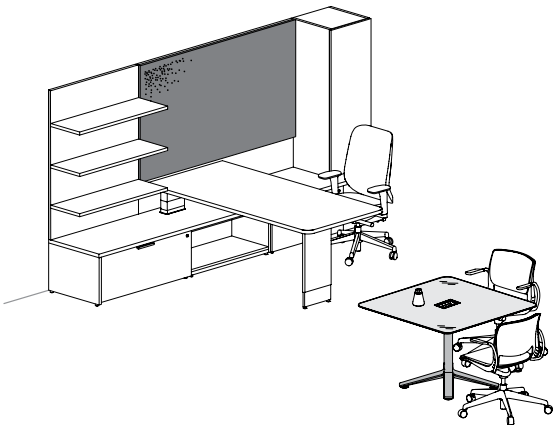

coffee tables

- Complementary tables
- Rectangular or square shape come in a one-piece worksurface
- Two base options are available: Angular Legs or Square Post Legs
- Are available in Solid or Glass top

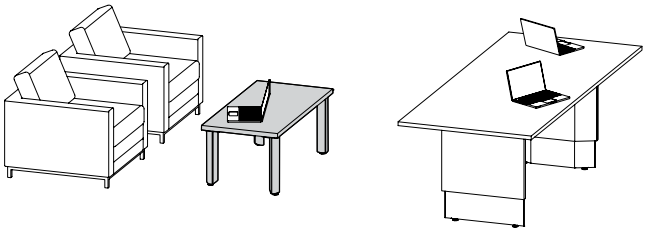

height-adjustable meeting peninsula

- A selection of Height-Adjustable Meeting Peninsula is ideal for small or medium meeting rooms
- Can be combined with Workwall Storage for Height-Adjustability:
  - Workwall Kneespace Module
  - Workwall Bookcase
  - Workwall Credenza
- Rectangular, D-Shape, Tapered or Diamond shape comes in a one-piece solid worksurface
- Come with a Bevel Post Leg
- A TV Stand can also be installed and specified separately



fixed-height peninsula

- A selection of fixed-height peninsulas anchored on Media Wall (**not** included) is ideal for small or medium informal meeting rooms
- Can be combined with a:
  - Workwall Kneespace Module
  - Workwall Bookcase
  - Gable for Fixed Meeting Table (Shown)
- Two Working Datum Heights are available: 29" or 42" (if applicable)
- Rectangular, D-Shape, Tapered or Diamond shape comes in a one-piece solid worksurface
- Three base options are available: Blade Legs, Bevel Post Leg or Monopod Base (if applicable)
- A Media Wall with Monitor Mounting Hardware can be specified separately



height-adjustable conference table basics

Height-Adjustable Conference Tables outfit meeting spaces. They are available in a range of sizes to accommodate diverse numbers of participants.

- For the number of pieces, power module cut-outs and supports included for each table, refer to Meeting Table Configurations & Supports Chart in this section
- Power Modules are **not included** and must be specified separately

Height-Adjustable Conference Tables

- Two thicknesses available:
  - M: high pressure laminate (HPL) with a 1 1/8" thick baseboard for a total surface thickness of 1 3/16"
  - V: high pressure laminate (HPL) with a 1 1/8" thick baseboard for a total surface thickness of 1 3/16" with Knife Edge Trim
  - X: high pressure laminate (HPL) with a 1 1/2" thick baseboard for a total surface thickness of 1 9/16"
- Two Corner Details can be specified with rectangular worksurfaces:
  - Straight (S)
  - Radius (R)*

  * When Worksurface Thickness (V) option is specified, Radius (R) Corner Detail is **not** available
- Comes with two switches to control height-adjustable worksurface. Three styles are available:
  - Display with Up/Down Memory (D)
  - Toggle Up/Down (F, G, or H)
  - Display Toggle with Memory (M, N or O)

for more switch details, refer to page 506

- Only one shape is available:

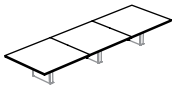

Rectangular Worksurfaces



Support

- Are available with Standard Range – 28" to 43" (S) from floor to top of finished worksurface
- Include levelers with a 1" adjustment range

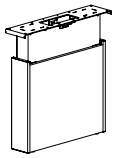

Height-Adjustable Panel Base

Power Modules Cut-Outs

Worksurfaces are available with or without cut outs for Power Modules illustrated below:



Quad (PQ)

Power Pill (BLEPP)



Standard 18" (LS)



Extended 28" (LX)

Linear Power Module (BLELP)

height-adjustable conference table basics (continued)

Standard Range Application (S)

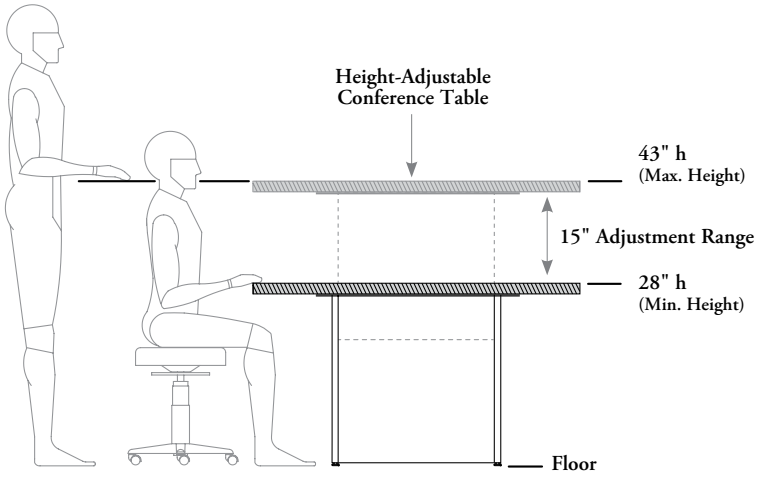

anatomy

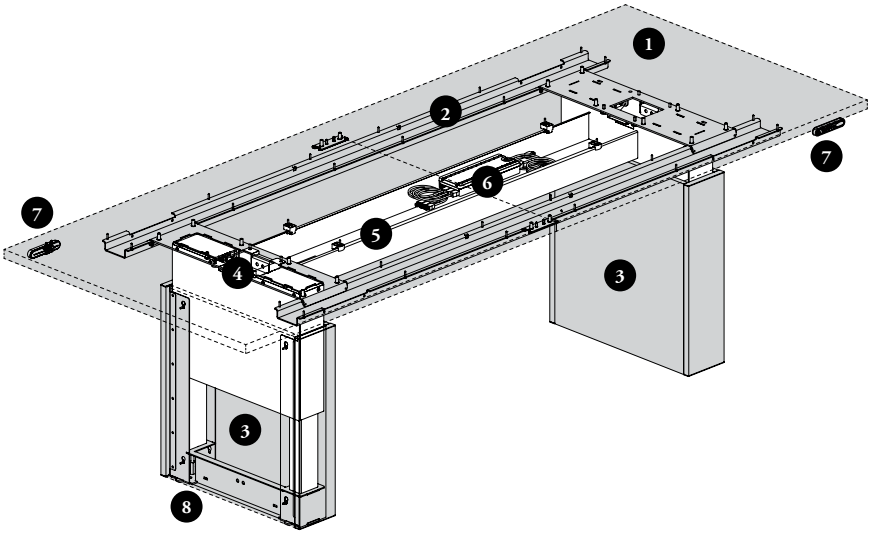

1. Worksurface
2. Reinforcing Bar
3. **Height-Adjustable Panel Base** is composed of two solid panels with metal end supports. A metal skin covers mechanism for a cleaner aesthetic
4. **Height-Adjustable Mechanism** is included with Height-Adjustable Worksurfaces
5. **Power Tray and Switch Wire Clamps**
   Manage wires below the worksurface
6. **Electric Control Box**
   - One Electric Control Box when a table comes with two bases or two Electric Control Box when a table comes with three bases
   - Is concealed in the center Power Tray
   - Plugs directly on the building wall outlet
7. **Two Switches** can be placed on-site left or right
8. **Levelers** are included with bases and height-adjustable mechanism and have an adjustment range of 1"

Weight Capacity

Solid Top with Mechanisms: 200 lbs *

* **Note:** Load must **not** exceed 100 lbs on a single motor. All additions on Height-Adjustable Worksurfaces must be considered (ie: Computer, Keyboard Support, Display, Monitor Arm, Privacy Screen, Modesty Panel, Casual Drawer and other accessories...)

Energy Consumption

- Maximum Power draw is 450 Watts (2-Bases Tables)
- Maximum Power draw is 900 Watts (3-Bases Tables)
- 0.1 Watt resting Power draw

height-adjustable meeting table basics

Height-Adjustable Meeting Tables outfit meeting spaces. They are available in a range of sizes to accommodate diverse numbers of participants.

- For the number power module cut-outs included for table, refer to Meeting Table Configurations & Supports Chart in this section
- Power Modules are **not included** and must be specified separately

Height-Adjustable Meeting Tables

- Two thicknesses available:
  - M: high pressure laminate (HPL) with a 1 1/8" thick baseboard for a total surface thickness of 1 3/16"
  - V: high pressure laminate (HPL) with a 1 1/8" thick baseboard for a total surface thickness of 1 3/16" with Knife Edge Trim
  - X: high pressure laminate (HPL) with a 1 1/2" thick baseboard for a total surface thickness of 1 9/16"
- Come in a one-piece worksurface
- Two Corner Details can be specified
  - Straight (S)
  - Radius (R)*

  * When Worksurface Thickness (V) option is specified, Radius (R) Corner Detail is **not** available
- Comes with a switch to control height-adjustable worksurface. Three styles are available:
  - Display with Up/Down Memory (D)
  - Toggle Up/Down (F, G, or H)
  - Display Toggle with Memory (M, N or O)

for more switch details, refer to page 506

- Only one shape is available:

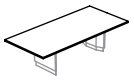

Rectangular Worksurfaces

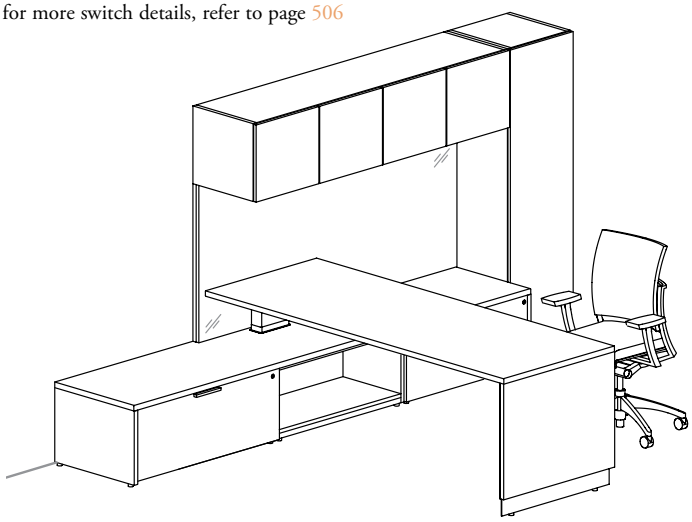



Support

Are available with Standard Range – 28" to 43" (S) from floor to top of finished worksurface



Height-Adjustable Bevel Base

Power Modules Cut-Outs

Worksurfaces are available with or without cut outs for Power Modules illustrated below:



Quad (PQ)



Compact 8" (LC)



Standard 18" (LS)

Power Pill (BLEPP)

Linear Power Module (BLELP)

height-adjustable meeting table basics (continued)

Standard Range Application (S)

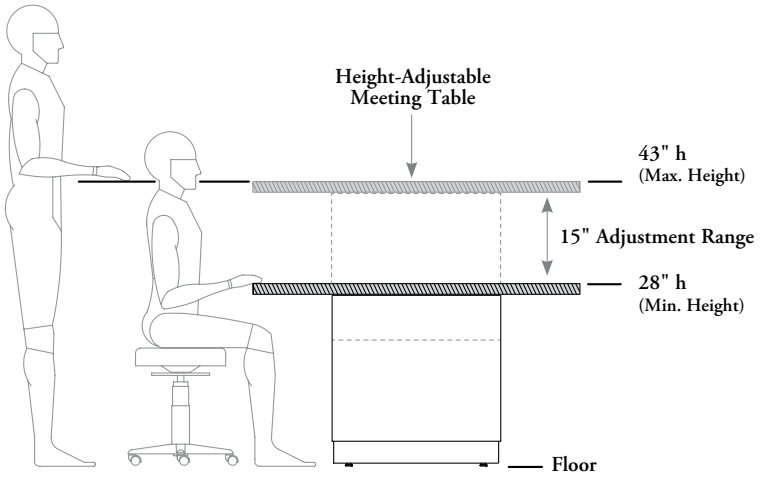

anatomy

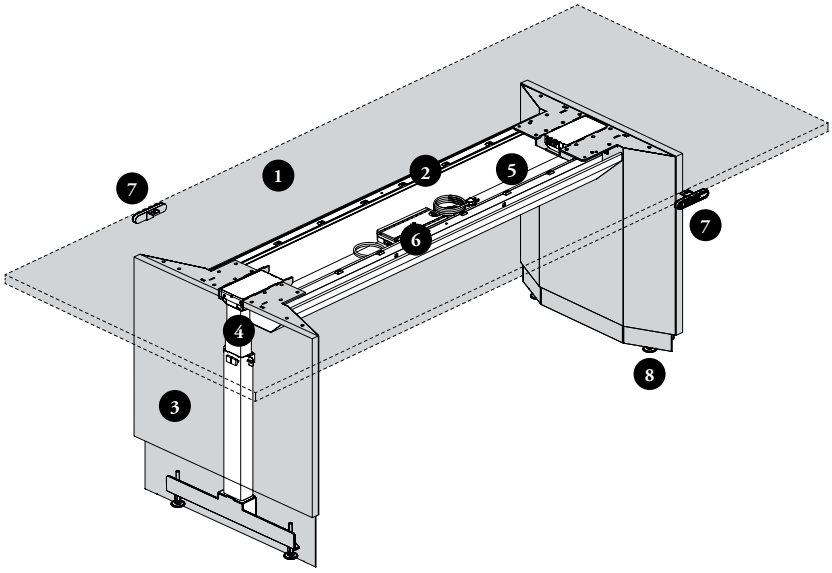

1. Worksurface
2. Reinforcing Bar
3. **Height-Adjustable Bevel Base** are included with Height-Adjustable Meeting Table. The leg is composed of two metal skins that hide Height-Adjustable Mechanism
4. **Height-Adjustable Mechanism** is included with Height-Adjustable Worksurfaces
5. **Power Tray and Wire Management Kit**
   Manage wires below the worksurface
6. **Electric Control Box**
   - Is concealed in the center Power Tray
   - Plugs directly on the building wall outlet
7. **Two Switches** can be placed on-site left or right
8. **Levelers** are included with bases and height-adjustable mechanism and have an adjustment range of 3"

Weight Capacity

Solid Top with Mechanisms: 200 lbs *

* **Note:** Load must **not** exceed 100 lbs on a single motor. All additions on Height-Adjustable Worksurfaces must be considered (ie: Computer, Keyboard Support, Display, Monitor Arm, Privacy Screen, Modesty Panel, Casual Drawer and other accessories...)

Energy Comsumption

- Maximum Power draw is 300 Watts
- 0.1 Watt resting Power draw

conference table basics

Conference Tables outfit meeting spaces. They are available in a range of sizes to accommodate diverse numbers of participants.

- For the number of pieces, power module cut-outs and supports included for each table, refer to Meeting Table Configurations & Supports Chart in this section
- Power Modules are **not included** must be specified separately

Conference Tables

- Two thicknesses available:
  - M: high pressure laminate (HPL) with a 1 1/8" thick baseboard for a total surface thickness of 1 3/16"
  - V: high pressure laminate (HPL) with a 1 1/8" thick baseboard for a total surface thickness of 1 3/16" with Knife Edge Trim (Rectangular Shape only)
  - X: high pressure laminate (HPL) with a 1 1/2" thick baseboard for a total surface thickness of 1 9/16"
- Two Corner Details can be specified with rectangular worksurfaces:
  - Straight (S)
  - Radius (R)*

* When Worksurface Thickness (V) option is specified, Radius (R) Corner Detail is **not** available

- Three shapes are available:

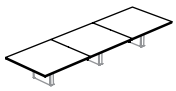

Rectangular Worksurface

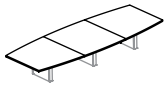

Boat Worksurface

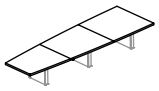

Video Conference Worksurface

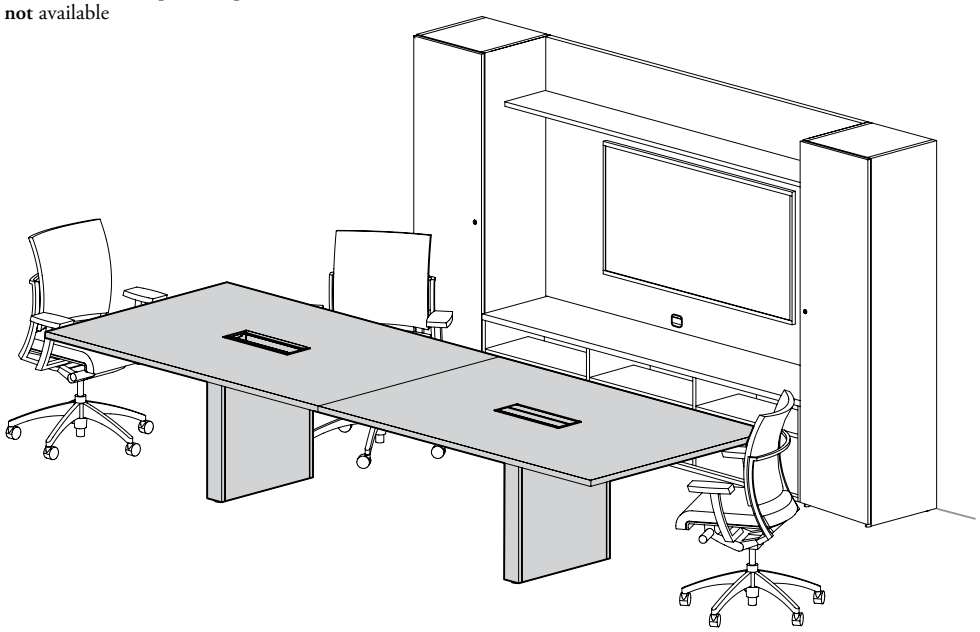

Supports

- Include levelers with a 1" adjustment range
- 29" from floor to top of finished worksurface
- Five support styles are available:

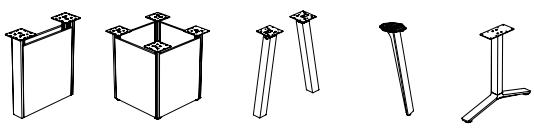

Panel Base | **Cubic Base** | **Workshop Legs** | **Blade Leg** | **Blade T-Leg**

Power Modules Cut-Outs

Worksurfaces are available with or without cut outs for Power Modules illustred below:



Quad (PQ)

Power Pill (BLEPP)



Standard 18" (LS)



Extended 28" (LX)

Linear Power Module (BLELP)

solid meeting table basics

Meeting Tables outfit meeting spaces. They are available in a range of sizes to accommodate diverse numbers of participants.

- For number of power module cut-outs and supports included for each table, refer to Meeting Table Configurations & Supports Chart in this section
- Power Modules on solid worksurfaces are **not included** and can be specified separately

Solid Meeting Tables

- Four thicknesses available:
  - D: 1" thick low pressure laminate (LPL). Can only be specified with following meeting tables: BC_MRLB, BC_MRTB, BC_TRTB, BC_MWA, BC_MBTB, BC_MOK, BC_MOLB, BC_MOSB, BC_ROF, BC_MSK, BC_MSLB, BC_MSSB or BC_MSF)
  - M: high pressure laminate (HPL) with a 1 1/8" thick baseboard for a total surface thickness of 1 3/16"
  - V: high pressure laminate (HPL) with a 1 1/8" thick baseboard for a total surface thickness of 1 3/16" with Knife Edge Trim (Rectangular and Square Worksurfaces only)
  - X: high pressure laminate (HPL) with a 1 1/2" thick baseboard for a total surface thickness of 1 9/16"
- Come in a one-piece worksurface
- Two Corner Details can be specified with rectangular or square solid worksurfaces:
  - Straight (S)
  - Radius (R)*

  * When Worksurface Thickness (V) option is specified, Radius (R) Corner Detail is **not** available
- The Diamond Meeting Table shape is optimized for small to medium size video conference room (3 or 5 people). Refer to page 531 for more details

- Five solid shapes are available:



Rectangular Worksurface | Boat Worksurface | Diamond Worksurface | Round Worksurface | Square Worksurface

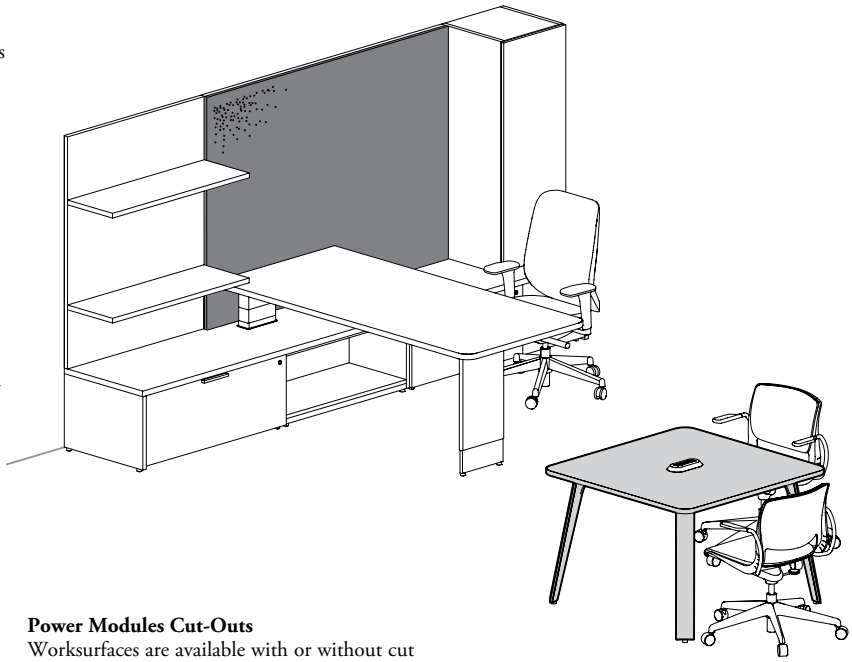

Supports

- Include levelers with a 1" adjustment range
- 29" from floor to top of finished worksurface
- Eight support styles are available:

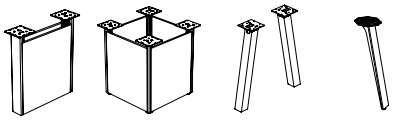

Panel Base | Cubic Base | Workshop Legs | Blade Leg



Square Post Leg | Four-Point Base | Blade T-Leg

With Wire Management (P)

Power Modules Cut-Outs

Worksurfaces are available with or without cut outs for Power Modules illustrated below:



Dual (PD) | Quad (PQ) — Power Pill (BLEPP)

Compact 8" (LC) | Standard 18" (LS) — If applicable, Linear Power Module (BLELP)

Blade Star Base

- Two base styles are available:
  - With Wire Management (P)
  - No Wire Management (N)
- When a Power Module Cut-Out (PD, PQ or LC) is specified, the Blade Star Base comes With Wire Management (P). When No Power Module Cut-Out (NN), the base comes with No Wire Management (N)



No Wire Management (N) | With Wire Management (P)

writable glass meeting table basics

Writable Glass Meeting Tables outfit meeting spaces. They are available in a range of sizes to accommodate diverse numbers of participants.

- For number of power module cut-outs and supports included for each table, refer to Meeting Table Configurations & Supports Chart in this section
- Power Modules are **not included** and can be specified separately. Worksurface cut-out must be specified and **cannot** be drilled on-site
- Writable Glass Worksurface **do not** accept product with clamp-on fixation

Writable Glass Meeting Tables

- Consist a back-painted writable glass mounted on a 1" thick low pressure laminate (LPL) and finished with Metal Tapered Edge shape
- Available with a 5/32" (4 mm) thick tempered glass
- Come in a one-piece worksurface
- The Metal Tapered Edge shape give a unic look to the writable glass worksurface and invite to the collaboration
- Only available with Radius Corner Details



Radius

- A Table Companion Marker Kit is included with writable glass worksurfaces. For details on this accessory, refer to the following page
- **Not** all optical computer mouse are compatible on glass worksurface, Desk Pad (YPDP) is recommended (see Complements products)

- Two shapes are available:

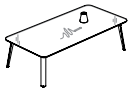

Rectangular Worksurface **Square Worksurface**

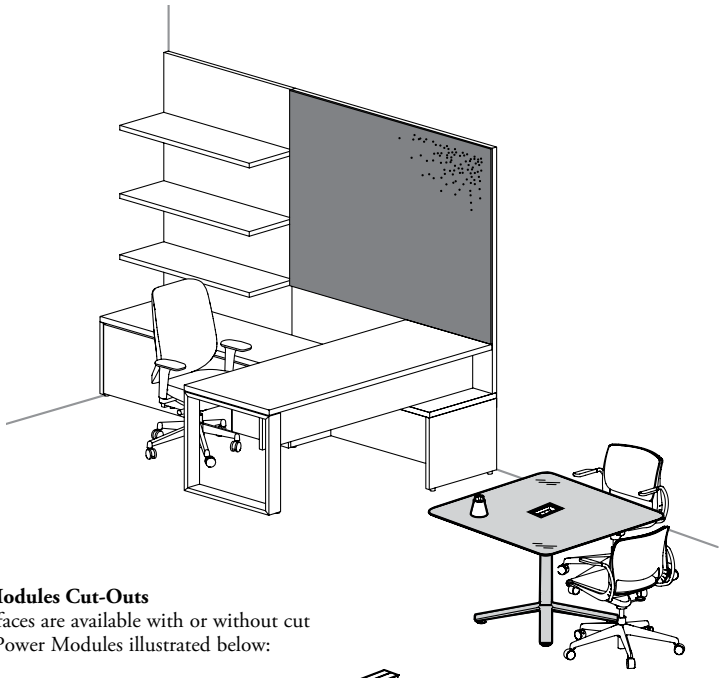

Supports

- Include levelers with a 1" adjustment range
- 29" from floor to top of finished worksurface
- Two support styles are available for rectangular shape:



Blade Leg

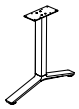

Blade T-Leg With Wire Management (P)

Power Modules Cut-Outs
Worksurfaces are available with or without cut outs for Power Modules illustrated below:



Dual (PD) **Quad (PQ)**

Power Pill (BLEPP)



Compact 8" (LC) **Standard 18" (LS)**

Linear Power Module (BLELP)

Blade Star Base

- Two base styles are available with Square shape:
  - With Wire Management (P)
  - No Wire Management (N)
- When a Power Module Cut-Out (PD, PQ or LC) is specified, the Blade Star Base comes With Wire Management (P). When No Power Module Cut-Out (NN), the base comes with No Wire Management (N)



No Wire Management (N) **With Wire Management (P)**

table companion marker kit basics

writable glass worksurface profile

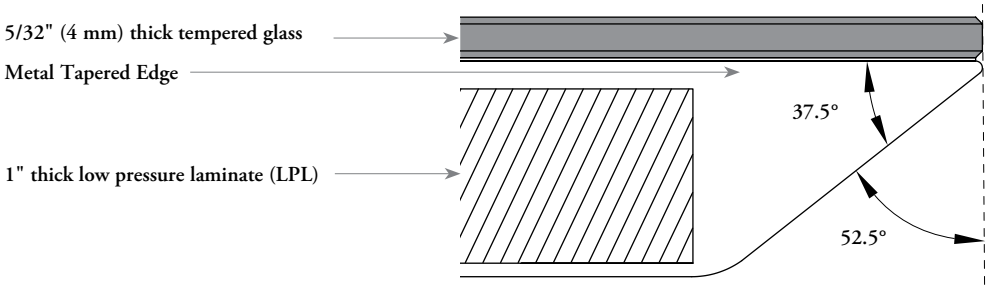

table companion marker kit

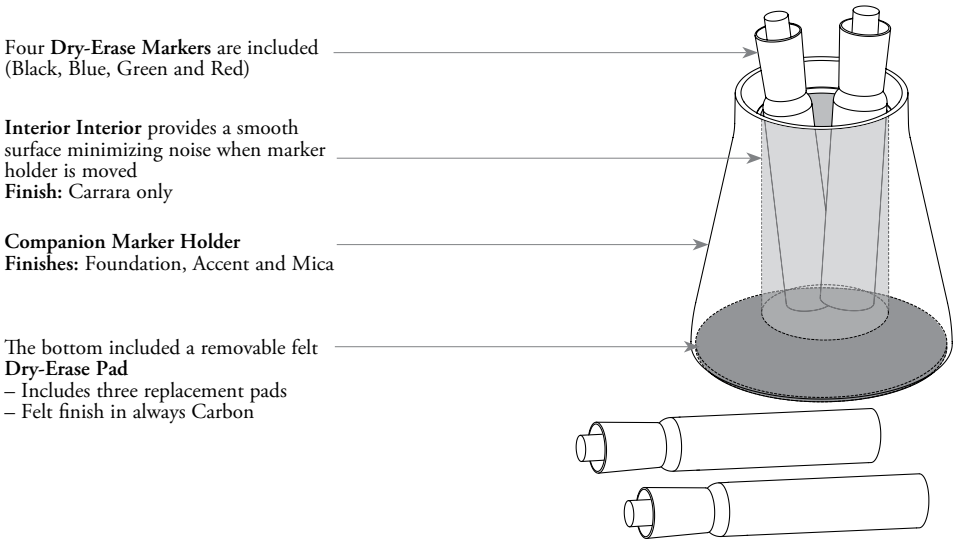

coffee table basics

Power Modules **cannot** be specified on these products

Coffee Tables

- Four thicknesses available:
  - D: 1" thick low pressure laminate (LPL)
  - M: high pressure laminate (HPL) with a 1 1/8" thick baseboard for a total surface thickness of 1 3/16"
  - X: high pressure laminate (HPL) with a 1 1/2" thick baseboard for a total surface thickness of 1 9/16"
- Come in a one-piece worksurface
- Two solid shapes are available:

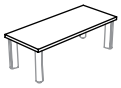

Rectangular Worksurface



Square Worksurface

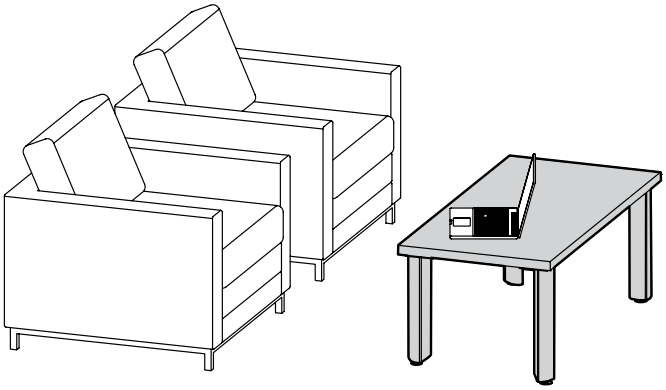



Supports

- Include levelers with a 1" adjustment range
- 15" or 18" height options from floor to top of finished worksurface
- Only Angular Leg is available



Angular Leg

edge trim style overview – meeting tables

The chart below indicates which edge trim styles can be specified with all meeting surface finishes.

The Flintwood Flat Trim (9) always match surface color finish

conference tables edge trim chart (for tables with non-user edge)

edge on product	description	foundation laminate worksurface finish	flintwood worksurface finish	Applicable with Meeting Tables...
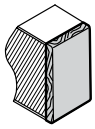 **Straight Trim (6)** (Only available with 1" (D) or 1 3/16" (M) Thickness)	**Non-User Edge** **Straight Corner Style** 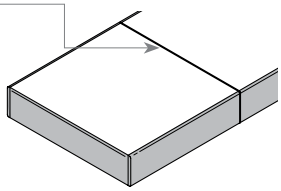 3 mm thick on on user edges and 1.5 mm thick non-user edges	Yes	n/a	**BC_CHP** **BC_CRP** **BC_CRK** **BC_CRLB** **BC_CRTB** **BC_CWA**
	Radius Corner Style 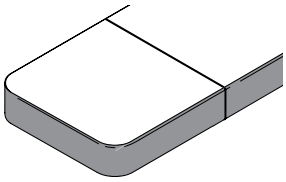 3 mm thick on width on user edges and 1.5 mm thick non-user edges **3 mm thick Straight Trim** (Only available with 1 9/16 " (X) Thickness)	Yes	n/a	**BC_CHP** **BC_CRP** **BC_CRK** **BC_CRLB** **BC_CRTB** **BC_CWA**
	Curved Worksurface with Straight Corners 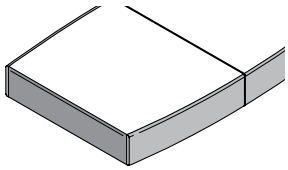 3 mm on depth in user edges and 1.5 mm thick non-user edges **3 mm thick Straight Trim** (Only available with 1 9/16 " (X) Thickness)	Yes	n/a	**BC_CBP** **BC_CBK** **BC_CVP**
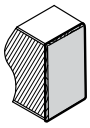 **Flintwood Flat Trim (9)**	**Straight Corner Style** 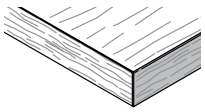 1.4 mm thick on width and depth edges, and 0.5 mm non-user edges	n/a	Yes	**All Conference Tables**
	Radius Corner Style  1.5 mm thick on all edges	n/a	Yes	**BC_CHP** **BC_CRP** **BC_CRK** **BC_CRLB** **BC_CRTB** **BC_CWA**
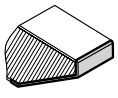 **Full Knife Trim (F)** (Only available with 1 3/16" Knife Edge (V) Thickness only)	**Straight Corner Style only** 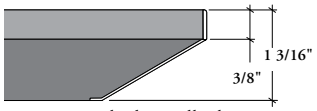 1.5 mm thick on all edges	Yes (foundation laminate only)	n/a	**BC_CHP** **BC_CRP** **BC_CRK** **BC_CRLB** **BC_CRTB** **BC_CWA**

edge trim style overview – meeting tables (continued)

meeting tables edge trim chart (for tables without non-user edge)

edge on product	description	foundation laminate worksurface finish	flintwood worksurface finish	writable glass worksurface finish	Applicable with Meeting Tables...
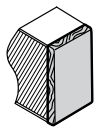 **Straight Trim (6)** (Only available with 1" (D) or 1 3/16" (M) Thickness)	**Straight Corner Style** 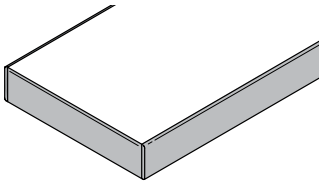 3 mm thick on all edges	Yes	n/a	n/a	BC_MHRB BC_MSSB BC_MRP BC_MSF BC_MRLB BC_CT BC_MWA BC_MRTB BC_TRTB BC_MSK BC_MSLB
	Radius Corner Style 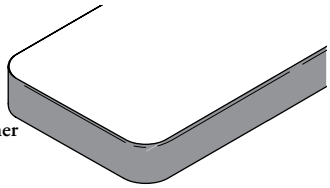 2.5 mm thick on all edges **3 mm thick Straight Trim** (Only available with 1 9/16 " (X) Thickness)	Yes	n/a	n/a	BC_MHRB BC_MSK BC_MRP BC_MSLB BC_MRLB BC_MSSB BC_MWA BC_MSF BC_MRTB BC_TRTB BC_MPLB BC_MOK BC_MOLB BC_MOSB BC_ROF
	Curved Worksurface with Straight Corners 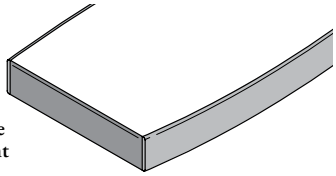 2.5 mm thick on width curved edges and 3 mm depth straight edges **3 mm thick Straight Trim** (Only available with 1 9/16 " (X) Thickness)	Yes	n/a	n/a	BC_MBP BC_MBTB
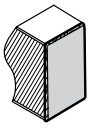 **Flintwood Flat Trim (9)**	**Straight Corner Style** 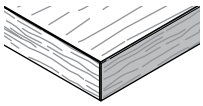 1.4 mm thick on all edges	n/a	Yes	n/a	All Meeting Tables
	Radius Corner Style 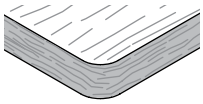 1.5 mm thick on all edges	n/a	Yes	n/a	BC_MHRB BC_MOLB BC_MRP BC_MOSB BC_MRLB BC_ROF BC_MRTB BC_MSK BC_TRTB BC_MSLB BC_MWA BC_MSSB BC_MOK BC_MSF
Metal Tapered Edge	**Radius Corner Style only** 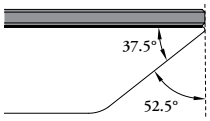	n/a	n/a	Yes	BCGRLB BCGRTB BCGSSB
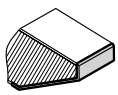 **Full Knife Trim (F)** (Only available with 1 3/16" Knife Edge (V) Thickness only)	**Straight Corner Style only** 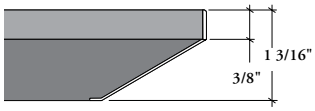 1.5 mm thick on all edges	Yes (foundation laminate only)	n/a	n/a	BC_MHRB BC_MWA BC_MRP BC_MSK BC_MRLB BC_MSLB BC_MRTB BC_MSSB BC_TRTB BC_MSF

user edges – meeting tables

Illustrations below show user edge for Solid Meeting Tables.

- For grain direction details, refer to Meeting Table Configurations & Supports Chart in this section
- For Meeting Tables Edge Trim Styles Overview, see the previous pages

conference tables

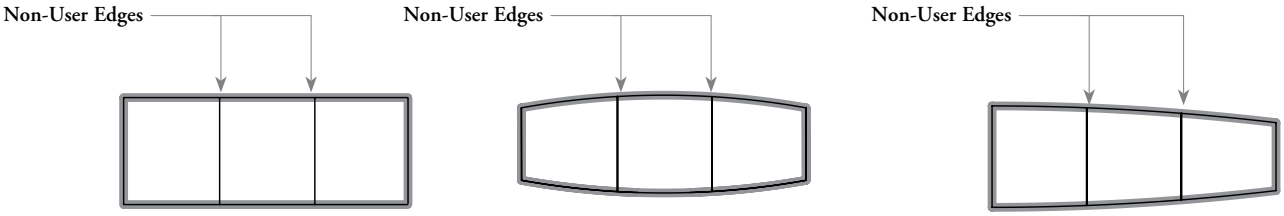

Rectangular | Boat | Video Conference

meeting tables



Rectangular | Boat | Diamond | Square | Round

= User Edge

= Non-User Edge (Laminate 1.5mm, Flintwood 0.5mm)

power & data basics

The illustration below shows how Power/Data is incoporporate into Expansion Casegoods Meeting Tables.

horizontal and vertical wire management

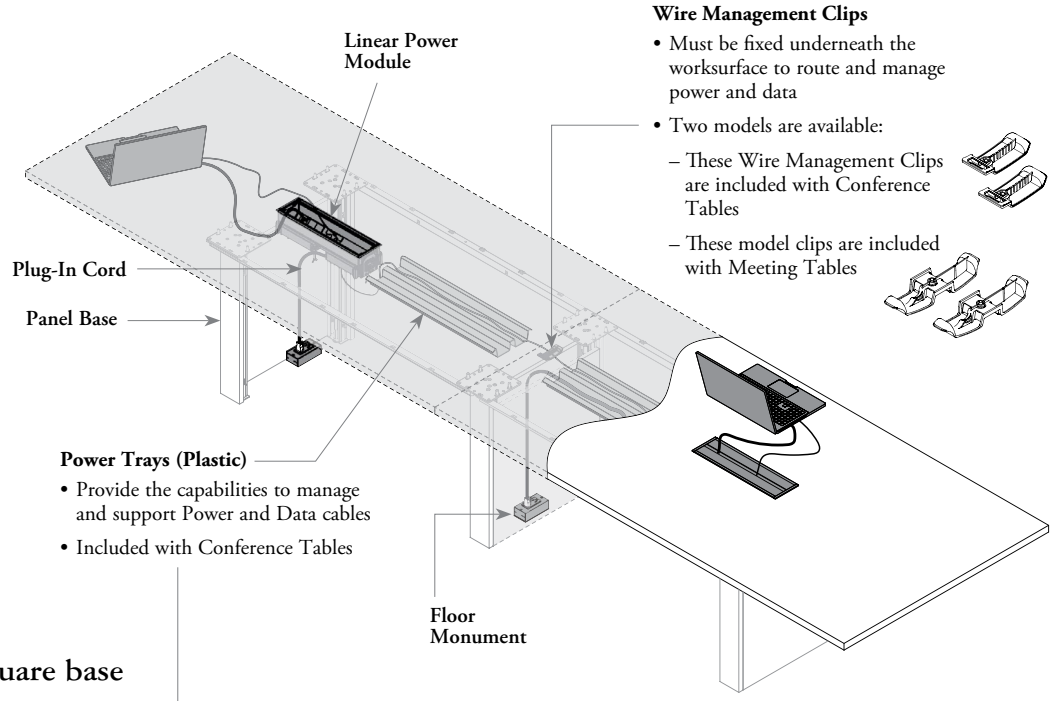

panel or square base

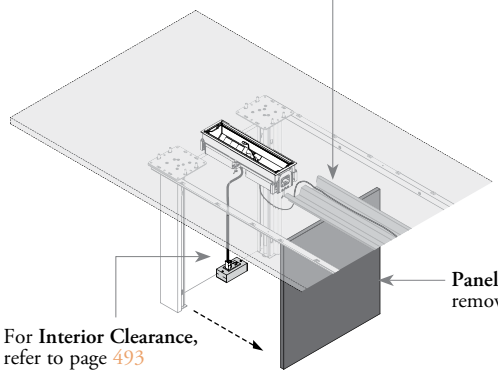

height-adjustable panel base

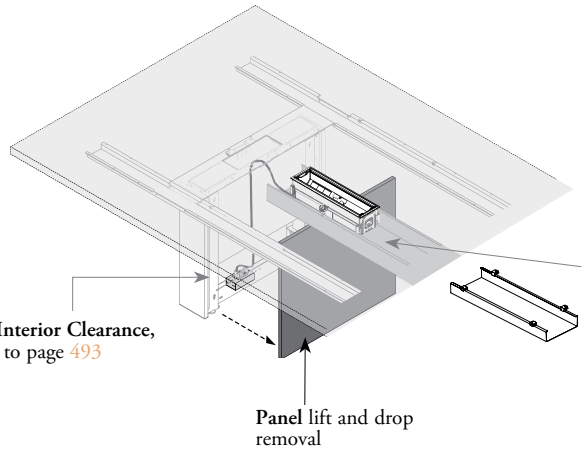

Cable Trays (Metal)
Height-Adjustable Meeting and Conference Tables come with a Metal Cable Tray hiding cables, control boxes and power modules

height-adjustable bevel base

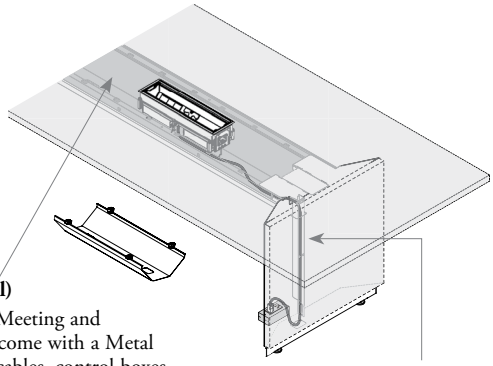

Use **Channel** inside Height-Adjustable Bevel Base to manage Power and Data cables

power & data basics (continued)

workshop legs

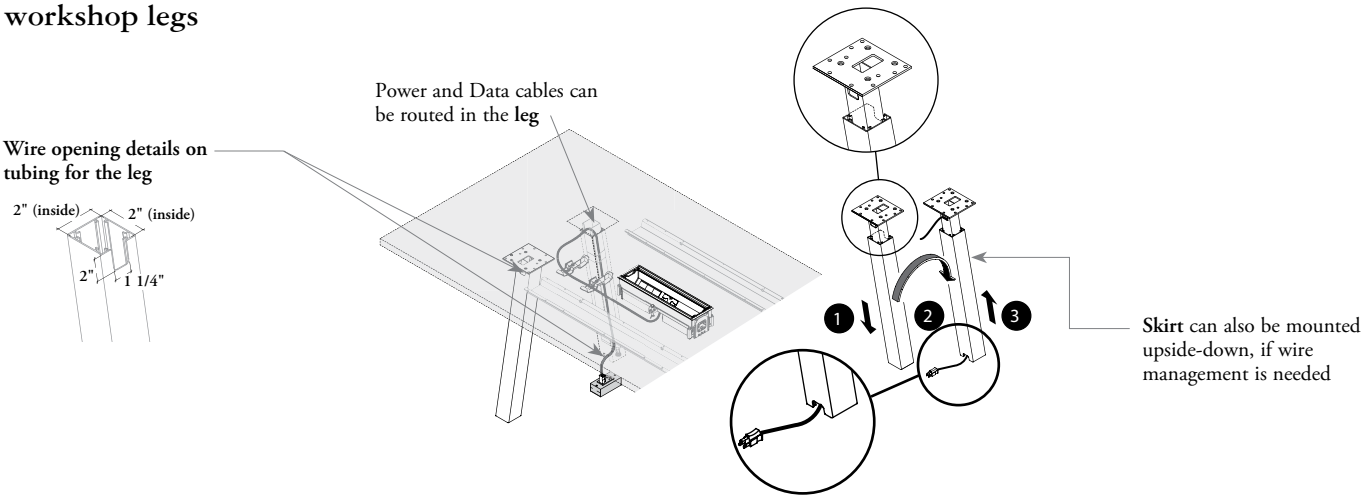

blade leg

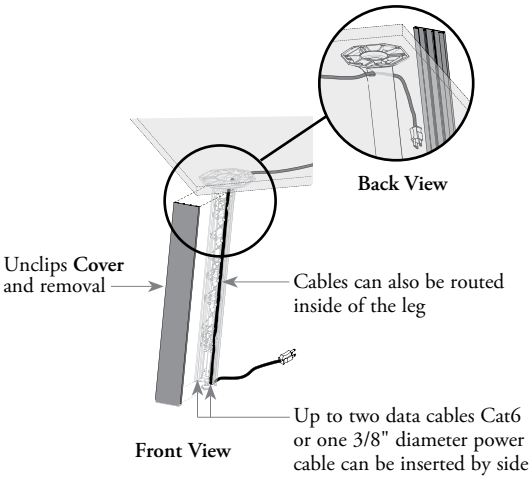

blade t-leg

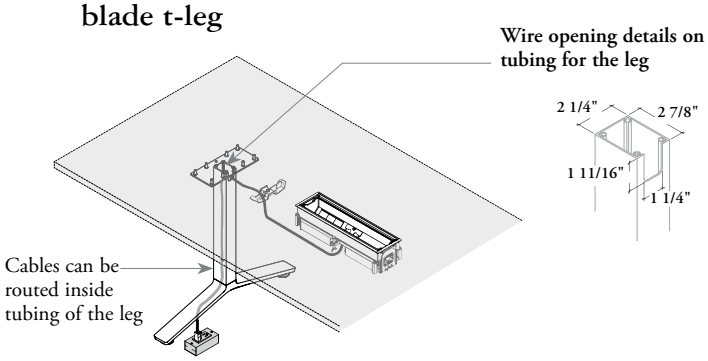

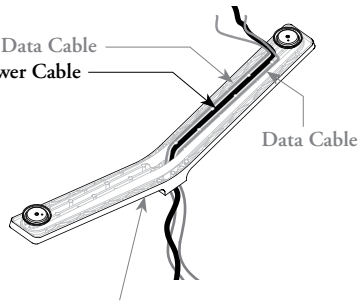

blade star base

Blade Star Base with Wire Management (P) option only

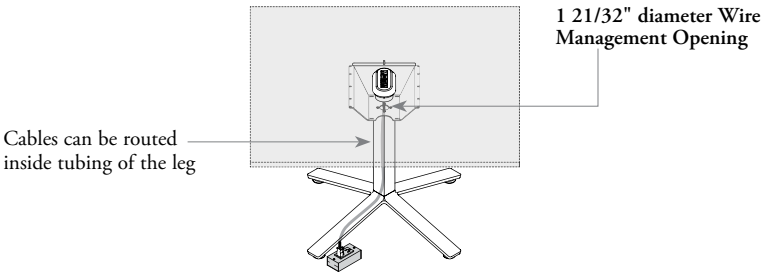

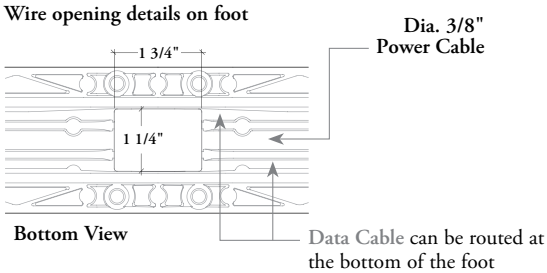

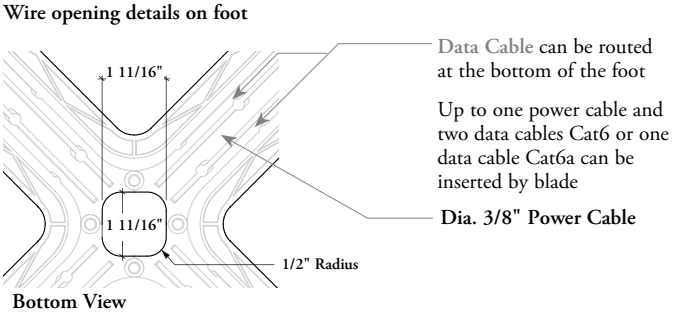

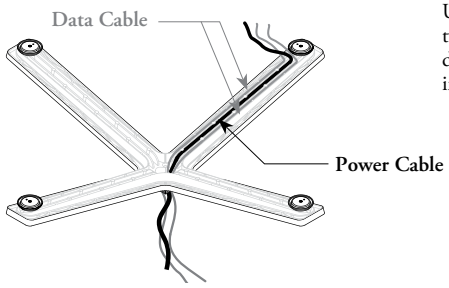

table base dimensions

- Refer to the following pages to find the cross-referenced dimensions
- All dimensions are actual

base		dimensions				
Panel Base 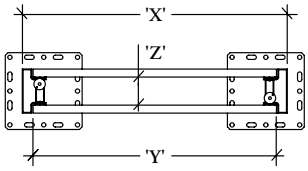	**'X'**	24"	30"	36"		
	'Y'	21 3/4"	27 3/4"	33 3/4"		
	'Z'	2 1/2"	2 1/2"	2 1/2"		
Cubic Base 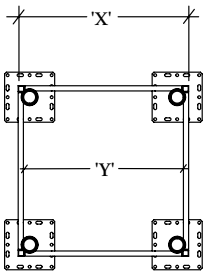	**'X'**	20"	21 1/2"	23"	24"	26"
	'Y'	18 1/2"	20"	21 1/2"	22 1/2"	24 1/2"
Bevel Base 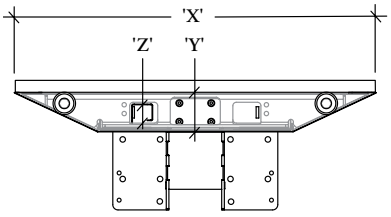	**'X'**	26"				
	'Y'	2 13/16"				
	'Z'	1 9/16"				
Height-Adjustable Panel Base 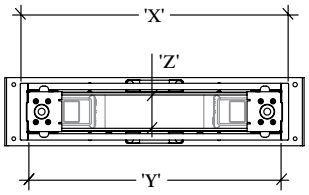	**'X'**	24"	30"			
	'Y'	22 1/4"	28 1/4"			
	'Z'	3"	3"			
Workshop Leg 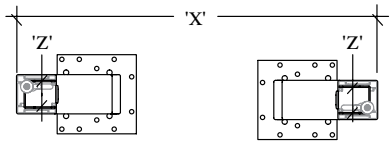	**'X'**	26"	30"			
	'Z'	1 3/4"	1 3/4"			
Blade T-Leg 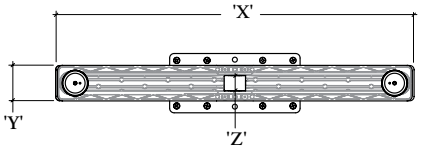	**'X'**	29 3/4"				
	'Y'	3"				
	'Z'	1 1/4"				

configurations & supports – meeting tables

- Drawings on the left show the number of pieces and the grain direction for each table
- The Power Modules are **not** included with tables and must be specified separately

		Height-Adjustable Bevel Base	Height-Adjustable Panel Base	Panel Base	Square Base	Cut-Out for Power Pill	Cut-Out for Linear Power Module OR OR OR		
		Base Depth							
		26"	24" 30" Total	24" 30" Total	20" 22" 23" Total	4 Outlets	3 Outlets (Compact 8")	6 Outlets (Standard 18")	12 Outlets (Extended 28")
Rectangular Meeting Worksurfaces (BC_MHRB or BC_MRP)						Number of Cut-Out			
	72" W	2	– – –	2 – 2	– – – –	1	1	1	–
	78" W	2	– – –	2 – 2	– – – –	1	1	1	–
	84" W	2	– – –	2 – 2	– – – –	1	1	1	–
	90" W	2	– – –	2 – 2	– – – –	1	1	1	–
	96" W	2	– – –	2 – 2	– – – –	1	1	1	–
Rectangular Conference Worksurfaces (BC_CHP, BC_CRP or BC_CRK)									
	108" W x 42" D	–	2 – 2	2 – 2	– – – –	2	–	2	1
	120" W x 42" D	–	2 – 2	2 – 2	– – – –	2	–	2	1
	120" W x 48" D	–	2 – 2	2 – 2	2 – – 2	2	–	2	1
	120" W x 54" D	–	– 2 2	– 2 2	– 2 – 2	2	–	2	1
	120" W x 60" D	–	– 2 2	– – –	– – – –	2	–	2	1
	132" W x 42" D	–	2 – 2	2 – 2	– – – –	2	–	2	1
	132" W x 48" D	–	2 – 2	2 – 2	2 – – 2	2	–	2	1
	132" W x 54" D	–	– 2 2	– 2 2	– 2 – 2	2	–	2	1
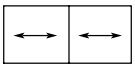	132" W x 60" D	–	– 2 2	– – –	– – – –	2	–	2	1
	144" W x 42" D	–	2 – 2	2 – 2	– – – –	2	–	2	1
	144" W x 48" D	–	2 – 2	2 – 2	2 – – 2	2	–	2	1
	144" W x 54" D	–	– 2 2	– 2 2	– 2 – 2	2	–	2	1
	144" W x 60" D	–	– 2 2	– 2 2	– – 2 2	2	–	2	1
	156" W x 42" D	–	3 – 3	3 – 3	– – – –	2	–	2	1**
	156" W x 48" D	–	3 – 3	3 – 3	2 – – 2	2	–	2	1**
	156" W x 54" D*	–	– 3 3	– 3 3	– 2 – 2	2	–	2	1**
	156" W x 60" D*	–	– 3 3	– 3 3	– – 2 2	2	–	2	1**
	168" W x 42" D	–	3 – 3	3 – 3	– – – –	2	–	2	1**
	168" W x 48" D	–	3 – 3	3 – 3	2 – – 2	2	–	2	1**
	168" W x 54" D*	–	– 3 3	– 3 3	– 2 – 2	2	–	2	1**
	168" W x 60" D*	–	– 3 3	– 3 3	– – 2 2	2	–	2	1**
	180" W x 54" D	–	– – –	– 3 3	– 3 – 3	3	–	3	1
	180" W x 60" D	–	– – –	– 3 3	– – 3 3	3	–	3	1
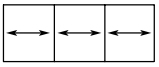	192" W x 54" D	–	– – –	– 3 3	– 3 – 3	3	–	3	1
	192" W x 60" D	–	– – –	– 3 3	– – 3 3	3	–	3	1
	204" W x 60" D	–	– – –	– 3 3	– – 3 3	3	–	3	1
	216" W x 60" D	–	– – –	– 3 3	– – 3 3	3	–	3	1

*** These configurations come with 3 pieces on Height-Adjustable Conference Table (BC_CHP) thickness 1 9/16" (X) only**

**** The Linear Power Module – Extended 28" (LX) is not available with this configuration (BC_CHP)**

configurations & supports – meeting tables (continued)

		Blade T-Leg	Workshop Legs			Blade Leg	Cut-Out for Power Pill	Cut-Out for Linear Power Module		
		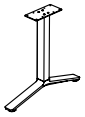	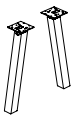					OR 	OR 	OR 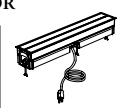
		One size only	Base Depth 26"	Base Depth 30"	Base Depth Total	One size only	4 Outlets	3 Outlets (Compact 8")	6 Outlets (Standard 18")	12 Outlets (Extended 28")
Rectangular Meeting Worksurfaces (BC_MWA, BC_MRLB, BC_MRTB or BC_TRTB)							Number of Cut-Out			
	60" W	2	–	–	–	–	1	1*	1*	–
	66" W	2	–	–	–	–	1	1*	1*	–
	72" W	2	2 pr.	–	2 pr.	4	1	1*	1*	–
	78" W	2	2 pr.	–	2 pr.	4	1	1*	1*	–
	84" W	2	2 pr.	–	2 pr.	4	1	1*	1*	–
	90" W	2	2 pr.	–	2 pr.	4	1	1*	1*	–
	96" W	2	2 pr.	–	2 pr.	4	1	1*	1*	–
Writable Glass Rectangular Meeting Worksurfaces (BCGRLB or BCGRTB)										
	72" W	2	–	–	–	4	1	1	1	–
	78" W	2	–	–	–	4	1	1	1	–
	84" W	2	–	–	–	4	1	1	1	–
	90" W	2	–	–	–	4	1	1	1	–
	96" W	2	–	–	–	4	1	1	1	–
Rectangular Conference Worksurfaces (BC_CRLB, BC_CRTB or BC_CWA)										
	108" W	2	2 pr.	–	2 pr.	6	2	–	2	1**
	120" W x 42" D	2	2 pr.	–	2 pr.	6	2	–	2	1**
	120" W x 48" D	–	2 pr.	–	2 pr.	6	2	–	2	1
	120" W x 54" D	–	–	2 pr.	2 pr.	6	2	–	2	1
	132" W x 42" D	2	2 pr.	–	2 pr.	6	2	–	2	1**
	132" W x 48" D	–	2 pr.	–	2 pr.	6	2	–	2	1
	132" W x 54" D	–	–	2 pr.	2 pr.	6	2	–	2	1
	144" W x 42" D	2	2 pr.	–	2 pr.	6	2	–	2	1**
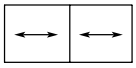	144" W x 48" D	–	2 pr.	–	2 pr.	6	2	–	2	1
	144" W x 54" D	–	–	2 pr.	2 pr.	6	2	–	2	1
	144" W x 60" D	–	–	2 pr.	2 pr.	6	2	–	2	1
	156" W x 42" D	3	3 pr.	–	2 pr.	6	2	–	2	1**
	156" W x 48" D	–	3 pr.	–	2 pr.	6	2	–	2	1
	156" W x 54" D	–	–	3 pr.	3 pr.	6	2	–	2	1
	156" W x 60" D	–	–	3 pr.	3 pr.	6	2	–	2	1
	168" W x 42" D	3	3 pr.	–	3 pr.	6	2	–	2	1**
	168" W x 48" D	–	3 pr.	–	3 pr.	6	2	–	2	1
	168" W x 54" D	–	–	3 pr.	3 pr.	6	2	–	2	1
	168" W x 60" D	–	–	3 pr.	3 pr.	6	2	–	2	1
	180" W x 54" D	–	–	3 pr.	3 pr.	–	3	–	3	1
	180" W x 60" D	–	–	3 pr.	3 pr.	–	3	–	3	1
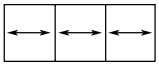	192" W x 54" D	–	–	3 pr.	3 pr.	–	3	–	3	1
	192" W x 60" D	–	–	3 pr.	3 pr.	–	3	–	3	1
	204" W x 60" D	–	–	3 pr.	3 pr.	–	3	–	3	1
	216" W x 60" D	–	–	3 pr.	3 pr.	–	3	–	3	1

* The Linear Power Modules – Compact 8" (LC) and – Standard 18" (LS) are **not** available with this configuration (BC_TRTB)

** These products are **not** available with this configuration (BC_CRTB)

configurations & supports – meeting tables (continued)

- Drawings on the left show the number of pieces and the grain direction for each table
- The Power Modules are **not** included and with tables and must be specified separately, except for Meeting Tables with Glass Top the Recessed Power/Data Module is included

	Panel Base			Square Base				Blade T-Leg	Cut-Out for Power Pill	Cut-Out for Linear Power Module		
										OR	OR	OR
	Base Depth											
	24"	30"	Total	20"	22"	23"	Total	One size only	4 Outlets	3 Outlets (Compact 8")	6 Outlets (Standard 18")	12 Outlets (Extended 28")
Boat Meeting Worksurface (BC_MBP or BC_MBTB)									Number of Cut-Out			
72" W	2	–	2	–	–	–	–	2	1	1	1	–
78" W	2	–	2	–	–	–	–	2	1	1	1	–
84" W	2	–	2	–	–	–	–	2	1	1	1	–
90" W	2	–	2	–	–	–	–	2	1	1	1	–
96" W	2	–	2	–	–	–	–	2	1	1	1	–
Boat Conference Worksurfaces (BC_CBP or BC_CBK)												
108" W	2	–	2	–	–	–	–	–	2	–	2	1
120" W x 42" D	2	–	2	–	–	–	–	–	2	–	2	1
120" W x 48" D	2	–	2	2	–	–	2	–	2	–	2	1
120" W x 54" D	–	2	2	–	2	–	2	–	2	–	2	1
132" W x 42" D	2	–	2	–	–	–	–	–	2	–	2	1
132" W x 48" D	2	–	2	2	–	–	2	–	2	–	2	1
132" W x 54" D	–	2	2	–	2	–	2	–	2	–	2	1
144" W x 42" D	2	–	2	–	–	–	–	–	2	–	2	1
144" W x 48" D	2	–	2	2	–	–	2	–	2	–	2	1
144" W x 54" D	–	2	2	–	2	–	2	–	2	–	2	1
144" W x 60" D	–	2	2	–	–	2	2	–	2	–	2	1
156" W x 48" D	3	–	3	2	–	–	2	–	2	–	2	1
156" W x 54" D	–	3	3	–	2	–	2	–	2	–	2	1
156" W x 60" D	–	3	3	–	–	2	2	–	2	–	2	1
168" W x 48" D	3	–	3	2	–	–	2	–	2	–	2	1
168" W x 54" D	–	3	3	–	2	–	2	–	2	–	2	1
168" W x 60" D	–	3	3	–	–	2	2	–	2	–	2	1
180" W x 54" D	–	3	3	–	3	–	3	–	3	–	3	1
180" W x 60" D	–	3	3	–	–	3	3	–	3	–	3	1
192" W x 54" D	–	3	3	–	3	–	3	–	3	–	3	1
192" W x 60" D	–	3	3	–	–	3	3	–	3	–	3	1
204" W x 60" D	–	3	3	–	–	3	3	–	3	–	3	1
216" W x 60" D	–	3	3	–	–	3	3	–	3	–	3	1

configurations & supports – meeting tables (continued)

Diamond Meeting Worksurface
(BC_MPLB)



	Blade Leg  One size only	Cut-Out for Power Pill  4 Outlets	Cut-Out for Linear Power Module OR   3 Outlets (Compact 8")	6 Outlets (Standard 18")
	Number of Cut-Out			
60" W	4	1	1	–
66" W	4	1	1	–
72" W	4	1	1	1
78" W	4	1	1	1
84" W	4	1	1	1
90" W	4	1	1	1

Video Conference Worksurface
(BC_CVP)

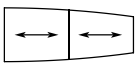

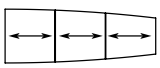

	Panel Base 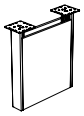 Base Depth 24"	36"	Total	Cut-Out for Power Pill OR  4 Outlets	Cut-Out for Linear Power Module OR  3 Outlets (Compact 8")	OR 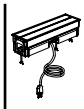 6 Outlets (Standard 18")	OR  12 Outlets (Extended 28")
				Number of Cut-Outs			
96" W x 60" D	1	1	2	2	–	2	1
120" W x 60" D	1	1	2	2	–	2	1
144" W x 60" D	2	1	3	2	–	2	1
168" W x 60" D	2	1	3	3	–	3	1
192" W x 60" D	2	1	3	3	–	3	1
216" W x 60" D	2	1	3	3	–	3	1

Grain/patterns are **not** "centered" on worksurface

Grain/Patterns 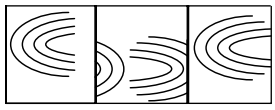 **Laminate =** **= Grain Direction =** 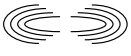

configurations & supports – meeting tables (continued)

- Drawings on the left show the number of pieces and the grain direction for each table
- The Power Modules are **not** included and with tables and must be specified separately

	Square Base					Blade Leg	Blade Star Base	Four-Point Base	Cut-out for Power Pill OR	OR	Cut-Out for Linear Power Module
	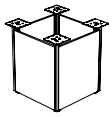							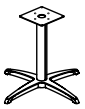			
	Base Depth					One size only	One size only	One size only	2 Outlets	4 Outlets	3 Outlets (Compact 8")
	20"	21"	22"	23"	Total						
Round Meeting Worksurface (BC_MOK)									Number of Cut-Out		
48" W	–	1	–	–	1	–	–	–	1	1	1
54" W	–	–	1	–	1	–	–	–	1	1	1
60" W	–	–	–	1	1	–	–	–	1	1	1
Round Meeting Worksurface (BC_MOLB)											
42" W	–	–	–	–	–	4	–	–	1	1	1
48" W	–	–	–	–	–	4	–	–	1	1	1
54" W	–	–	–	–	–	4	–	–	1	1	1
60" W	–	–	–	–	–	4	–	–	1	1	1
Round Meeting Worksurface (BC_MOSB*)											
36" W	–	–	–	–	–	–	1	–	1	1	1
42" W	–	–	–	–	–	–	1	–	1	1	1
48" W	–	–	–	–	–	–	1	–	1	1	1
Round or Square Meeting Worksurface (BC_ROF or BC_MSF)											
36" W	–	–	–	–	–	–	–	1	–	–	–
42" W	–	–	–	–	–	–	–	1	–	–	–
48" W	–	–	–	–	–	–	–	1	–	–	–
Square Meeting Worksurface (BC_MSK)											
48" W	1	–	–	–	1	–	–	–	1	1	1
54" W	–	–	1	–	1	–	–	–	1	1	1
60" W	–	–	–	1	1	–	–	–	1	1	1
Square Meeting Worksurface (BC_MSLB)											
42" W	–	–	–	–	–	4	–	–	1	1	1
48" W	–	–	–	–	–	4	–	–	1	1	1
54" W	–	–	–	–	–	4	–	–	1	1	1
Square Meeting Worksurface (BC_MSSB*)											
36" W	–	–	–	–	–	–	1	–	1	1	1
42" W	–	–	–	–	–	–	1	–	1	1	1
48" W	–	–	–	–	–	–	1	–	1	1	1
Square Writable Glass Meeting Worksurface (BCGSSB)											
36" W	–	–	–	–	–	–	1	–	1	1	1
42" W	–	–	–	–	–	–	1	–	1	1	1
48" W	–	–	–	–	–	–	1	–	1	1	1

* The Power Pill or Linear Power Module position is the same that the grain direction.

accessories – meeting tables

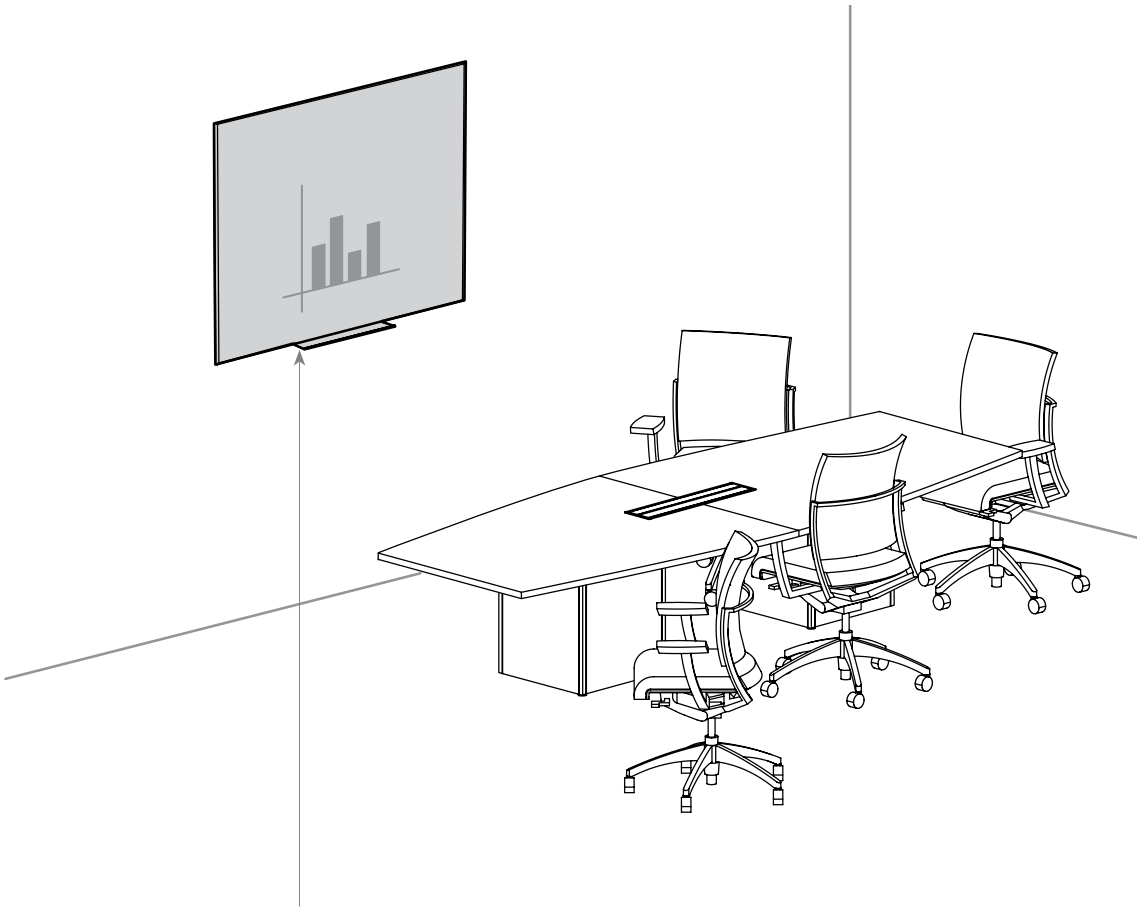

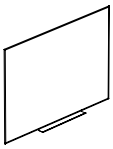

Wall-Mounted Whiteboard (BAWW)

- Provides a vertical writable surface for collaborative environments
- Whiteboard is a high quality Porcelain:
  - This product accepts magnets
  - Only dry erase markers can be used
- **Marker Tray** is available in Foundation or Mica colors



Non-Magnetic Glass (G)



Magnetic Glass (M)

Wall-Mounted Glass Markerboard (BAWMG)

- Are available in two glass markerboard styles:

  Non-Magnetic Glass (G):
  Provides erasable message board

  Magnetic Glass (M):
  Provides an horizontal erasable message board and accepts magnets
- When specified, comes with (Y) or without (N) Pencil Tray
- Only dry erase markers can be used
- Are available in 5/32" (4 mm) Back-Painted tempered glass
- **Pencil Tray and Top Trim** are available in Foundation or Mica colors, but textured finishes are **not** available

meeting table finishes

Tables and related parts are available in a variety of finish colors. Finish codes must be included in the order.

- All Laminate components are protected with a solid plastic edge
- For an overview of which products are offered in Flintwood finishes, refer to the Expansion Casegoods product map on Teknion's website
- **Not all** Thickness, Finish, Style or Color options are available, refer to the Finish Restrictions Chart on the following page

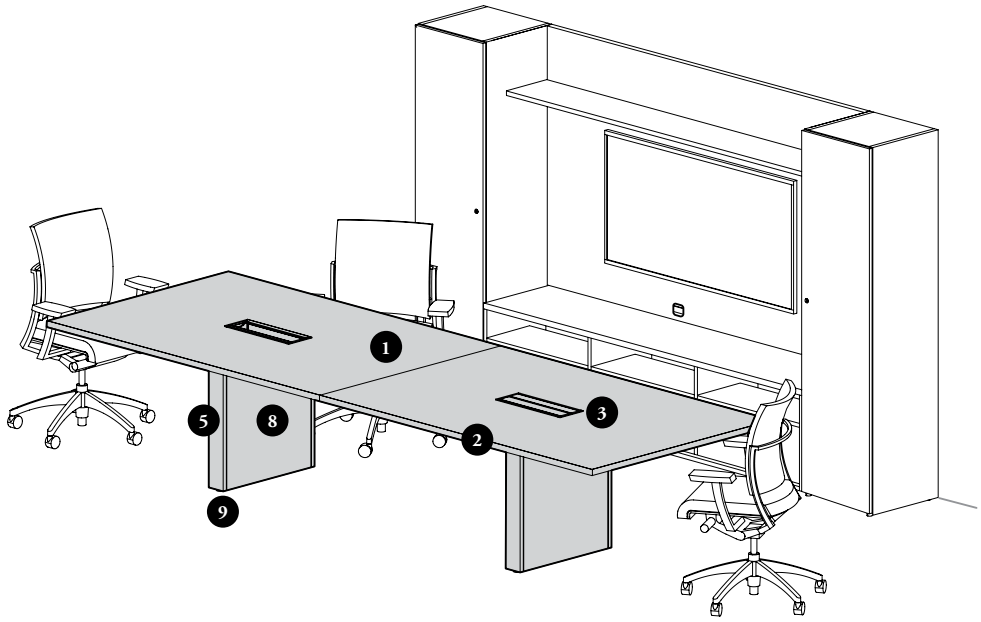



1 Worksurface
Finishes:
- Source Laminate
- Foundation Laminate
- Flintwood (No Cathedral)

2 Worksurface Edge Trim
Edge Trim Styles:
- Straight Trim (3mm) (6)
- Flintwood Flat Trim (9)
- Full Knife Trim (F)

3 Power Module (Not Included)
Finishes:
- Refer to the Lighting, Electrics & Communications section

4 Writable Glass Worksurface
Finish:
- 5/32" (4 mm) thickness Tempered Glass:
  - Back-Painted

5 Panel Support for Panel Base, Cubic Base and Hardware
Finishes:
- Foundation
- Accent
- Mica
- Clear Anodized (AC) (If Applicable)

6 Companion Marker Holder, Panel Support for Height-Adjustable Panel Base and 7 Metal Tapered Edge
Finishes:
- Foundation
- Accent
- Mica

Base Infill for 8 Panel Base, Cubic Base or Height-Adjustable Panel Base
Finishes:
- Source Laminate
- Flintwood (No Cathedral)

9 Leveler
Finish:
- Black

Also available:

Leg, Blade Leg (Leg Back & Front) Blade T-Leg, Workshop Leg, Blade Star Base, Four-Point Base and Hardware

Finishes:
- Foundation
- Accent (If Applicable)
- Mica

Height-Adjustable Bevel Base
- **Metal Base Finishes:**
  - Foundation
  - Mica
  - Coordinate Colors
- **End Panel Finishes:**
  - Source Laminate
  - Flintwood (No Cathedral)

meeting table finishes (continued)

finishes restriction chart

Worksurface Thickness	Worksurface Finish	Edge Trim Style	Edge Trim Finish	Some restrictions apply, see specification software Base Infill and End Panel Finish
D 1"	Source Laminate	6	Edge Trim Colors *	Source Laminate or Flintwood (No Cathedral)
M 1 3/16"	Foundation Laminate	6	Edge Trim Colors *	
	Flintwood (No Cathedral)	9	Match Flintwood Worksurface Finish	
X 1 9/16"	Foundation Laminate **	6	Edge Trim Colors **	
	Flintwood (No Cathedral)	9	Match Flintwood Worksurface Finish	
V 1 3/16" Knife Edge	Foundation Laminate	F	Edge Trim Colors	

*** Black Matte, Baltic Ply, Clay Matte and Fossil Matte are not available**
**** Storm White, Very White, Crisp Grey, Soft Gris or Wood Prints only**

cordinate colors listing

The Coordinate Colors are solid colors that can be used to match wood prints. They are **not** available in the Fabric and Finishes Program

• Finishes:

M8 Royal Cherry
NB Ivory Birch
NC Provincial Oak
ND Coastal Elm
NJ Notherm Ash
NN Essential Oak
NW Essential Walnut
NX Smoked Oak
PU Basalt Walnut
PZ Craft Walnut
Q6 Stainless
Q9 Mercurial Walnut
R9 Choice Maple
V1 Estate Cherry
VD Campus Oak
VV Pecan Reflect

understanding fixed & height-adjustable meeting peninsulas

Expansion Casegoods offers a variety of fixed or height-adjustable meeting peninsulas that can be mounted on a Workwall Storage, Media Wall or Gable for Fixed Meeting Peninsula.

All dimensions in this section are nominal

fixed meeting peninsulas

Workwall Bookcase combine Fixed D-Shape Meeting Peninsula

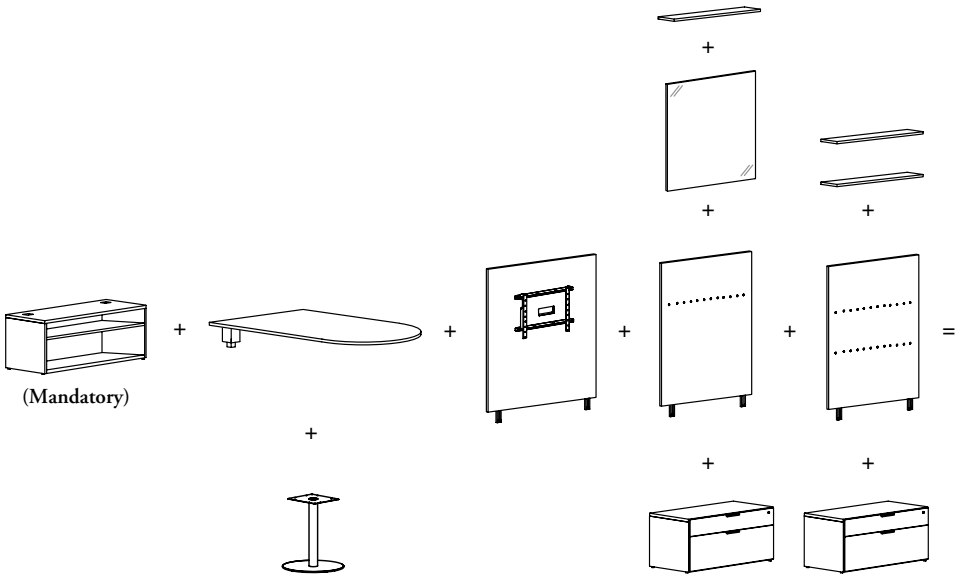

This configuration can be created with a combination of:

- Workwall Bookcase – Fixed Worksurface – Mid – 21" h (BSMOBW)
- Fixed D-Shape Meeting Peninsula (BC_FDK)
- Wall Panel for Media (B_WMD)

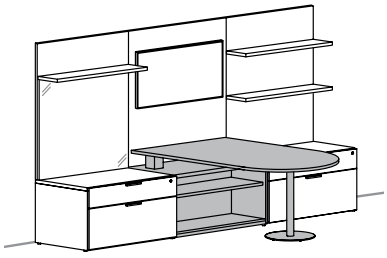

Gable for Fixed Meeting Peninsula combine Fixed D-Shape Meeting Peninsula

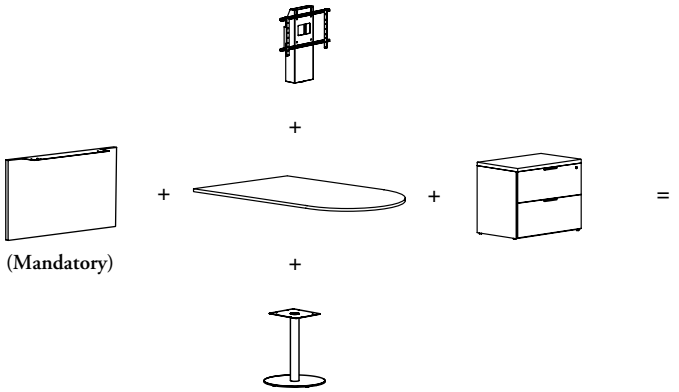

This configuration can be created with a combination of:

- Gable for Fixed Meeting Peninsula (BC_G)
- Fixed D-Shape Meeting Peninsula (BC_FDG)

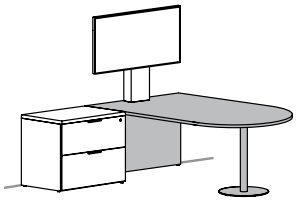

understanding fixed & height-adjustable meeting peninsulas (continued)

fixed meeting peninsulas (continued)

Media Wall combine Fixed D-Shape Meeting Peninsula

This configuration can be created with a combination of:

- Media Wall for Peninsula (BCMWP)
- Fixed D-Shape Meeting Peninsula (BC_FDM)

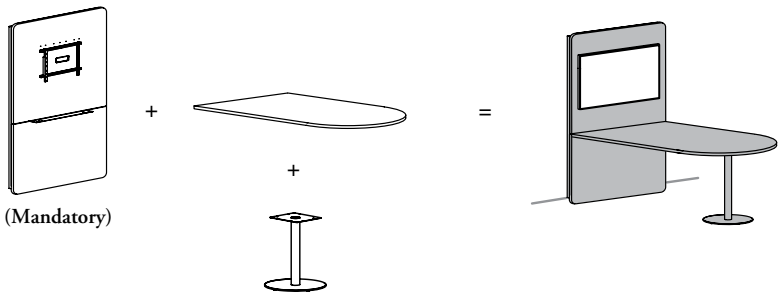

height-adjustable meeting peninsulas

Workwall Bookcase combine Height-Adjustable Rectangular Meeting Peninsula

This configuration can be created with a combination of:

- Workwall Bookcase – Height-Adjustable Worksurface – Mid – 21" h (BSMOBH)
- Height-Adjustable Rectangular Meeting Peninsula (B_HRW)

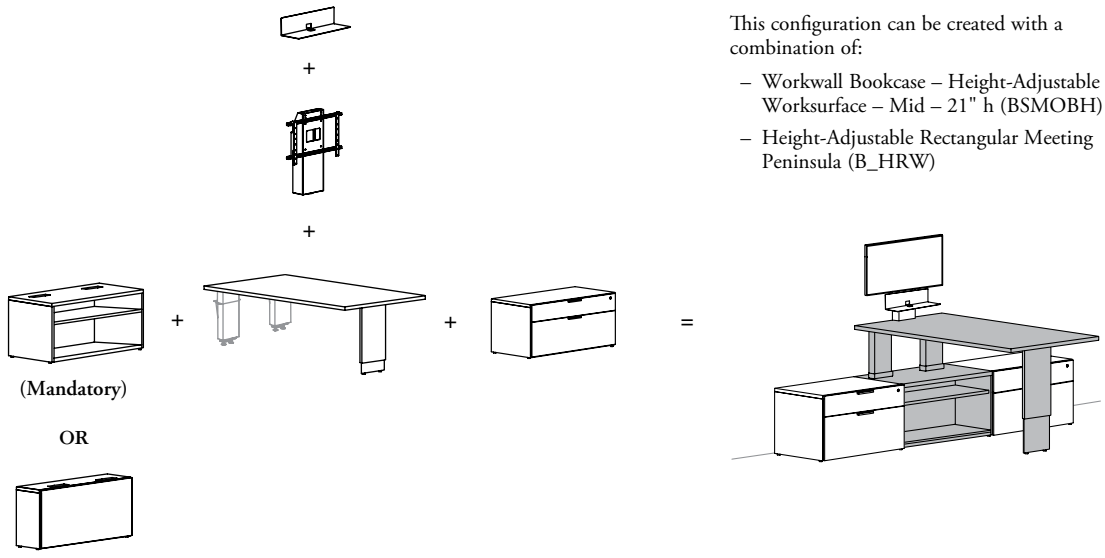

understanding height-adjustable meeting peninsulas with workwall storage

workwall storage for height-adjustability

- Workwall Kneespace Module must always be anchored to a building wall
- When planning with Workwall Bookcase for Fixed or Height-Adjustable Worksurface wall anchored is recommended for optimal stiffness but is **not** mandatory
- Can support Wall Panels (B_WCC*, B_WCO*, B_WAA, B_WOO, B_WMD, B_WMO or B_WMM). ***NOTE:** Overhead above the height-adjustable surface is **not** recommended.
- Workwall Storage for Height-Adjustability are **not** included with Height-Adjustable Meeting Peninsulas. For more details on these storage, refer to Workwall Storage section

Height-Adjustable Meeting Peninsulas illustrated below can only be installed on these Workwall Storage:

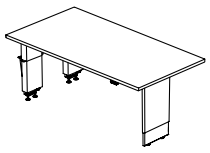

Height-Adjustable Rectangular Meeting Peninsula (B_HRW)

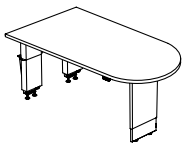

Height-Adjustable D-Shape Meeting Peninsula (B_HDW)

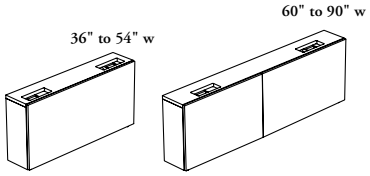

Workwall Kneespace Module – Height-Adjustability (BHKHW)

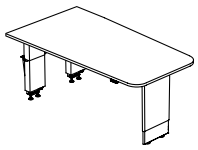

Height-Adjustable Tapered Meeting Peninsula (B_HBW)

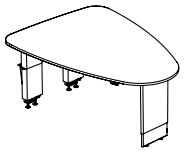

Height-Adjustable Diamond Meeting Peninsula (B_HPW)

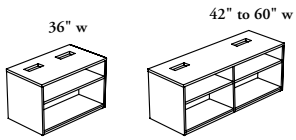

Workwall Bookcase – Height-Adjustable Worksurface – Mid – 21" h (BSMOBH)

TV Stand Ready

- When TV Stand Ready (R) is specified, pre-drilled holes and a Square Grommet Ring are included with worksurface to allow installation of a TV Stand – Meeting Peninsula (BCTV)
- Two TV Stand configurations can be specified:

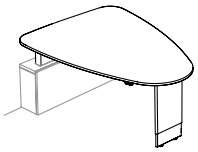

No TV Stand (N)

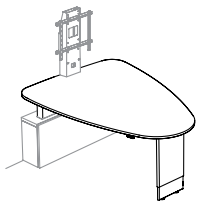

TV Stand Ready (R)

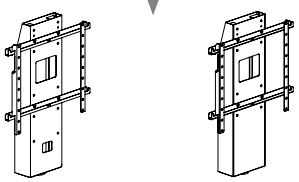

Metal Shelf Ready (M) **No Shelf (N)**

TV Stand – Meeting Peninsula (BCTV)

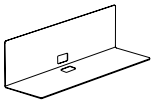

Metal Shelf – TV Stand (BCSTV)

- These accessories can be specified separately

height-adjustable meeting peninsula components

1. Worksurface is available with or without cut-outs for Power Modules
2. **Height-Adjustable Bevel Post Leg** is included with all Height-Adjustable Meeting Peninsula styles. The leg is composed of two metal skins that hide Height-Adjustable Mechanism. Clear leg space and give access all around the worksurface for collaboration
3. **Levelers** are included with base and height-adjustable mechanism and have an adjustment range of 3"
4. **Switch** can be placed on-site left or right
5. **Electric Control Box**
   - Is concealed in the center Power Tray
   - 87" to 102" power cord length
   - Plugs directly on the building wall outlet
6. The **Height-Adjustable Mechanism** uses a Collision Detection feature. In spite of this feature being in place, there may still be a risk of pinching. Close supervision is necessary when this furniture is used by individual with limited physical, sensory or mental abilities, or with a lack of experience
7. **Reinforcing Bars** provide easy installation
8. **Cable Organizer** routes wires and organizes electronics below worksurface

   Optional **Integrated Powerbar with or without IEC Outlet**
   - 180" power cord length
9. **Height-Adjustable Mechanism with Cover** is included and hide Cable Management with Height-Adjustable Meeting Peninsula.
10. **Vertical Wire Carrier**
    - Manages wires in side the Workwall Storage.
11. **TV Stand – Meeting Peninsula (optional)**
    - Can be specified and installed on worksurface
12. **Workwall Kneespace Module – Height-Adjustability**
    - Can be specified separately

height-adjustable meeting peninsula components

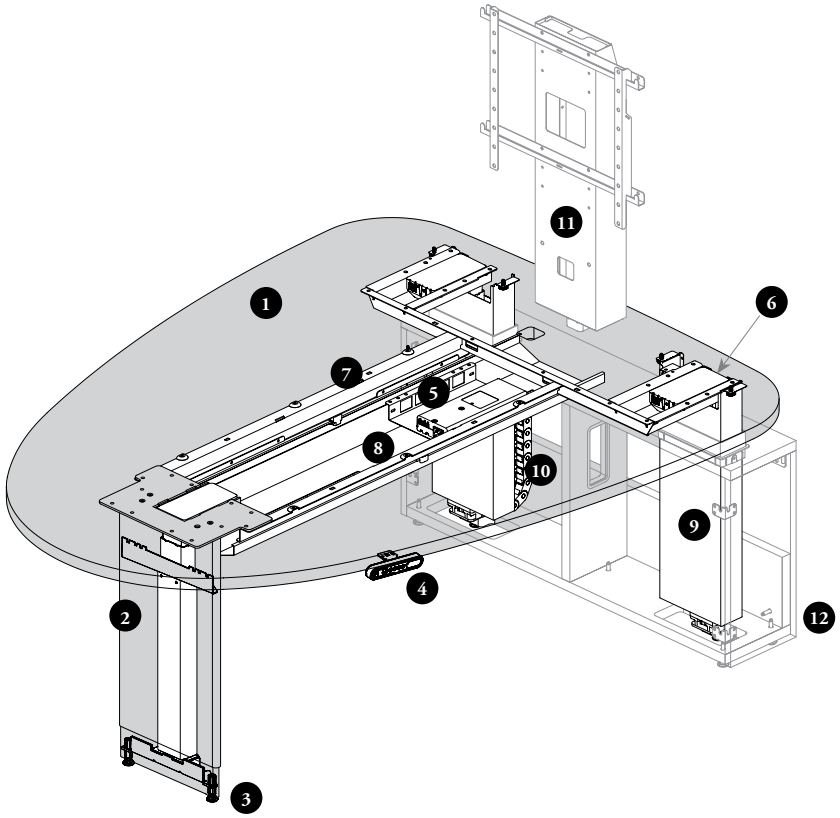

Weight Capacity

All Height-Adjustable Meeting Peninsulas: 300 lbs

Energy Consumption

- Maximum Power draw is 450 Watts
- 0.1 Watt resting Power draw

height-adjustable meeting peninsula components (continued)

switch for height-adjustable mechanism

- Supports sit-to-stand height-adjustment
- Can be placed on-site, left or right
- Three underworksurface switches can be specified:

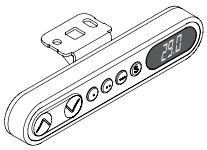

Display with Up/Down Memory (D)
- Basic up/down function
- Display
- Three programmable memory settings
- Error code read-out

Finish:
Ebony Coordinate

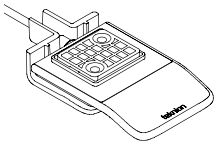

Toggle Up/Down (F, G or H)
- Basic up/down function
- Soft touch material
- Contoured shape for ease of use

Finishes:
Platinum (F), Crisp Grey (G) or Anthracite (H)

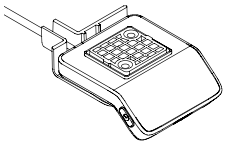

Display Toggle with Memory (M, N or O)
- Large display
- Four programmable memory settings
- GPS: Teknion's Sit/Stand Guidens and Reminders Aid
- Soft touch material
- Can be reprogrammed using Teknion Switch Configuration software
- Error code read-out with QR code

Finishes:
Platinum (M), Crisp Grey (N) or Anthracite (O)

NOTE
Display switches include the ability to change units from metric/imperial and the display height to reflect the actual height once installed.

Switch Positions Underworksurface

Switch Style	Laminate Edge
Display with Up/Down Memory (D)	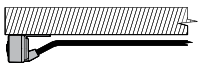
Toggle Up/Down (F, G or H)	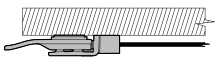
Display Toggle with Memory (M, N or O)	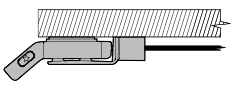

height-adjustment range – height-adjustable meeting peninsulas

The following should be considered when planning with all Height-Adjustable Meeting Peninsulas.

- Height-Adjustable Meeting Peninsula with Bevel Post Leg use Piezo collision detection technology, a hardware-based sensor that is integrated in the height-adjustable lifting column. Travel speed of 1 inch per second complies with safety standards. Refer to Complements Price and Product Guide for more details.
- Can be easily adjusted to fit the individual and support multiple work styles
- Enable working in both seated and standing postures, supporting neutral postures, movement and comfort preferences throughout the work day

Extended Range Application (E)

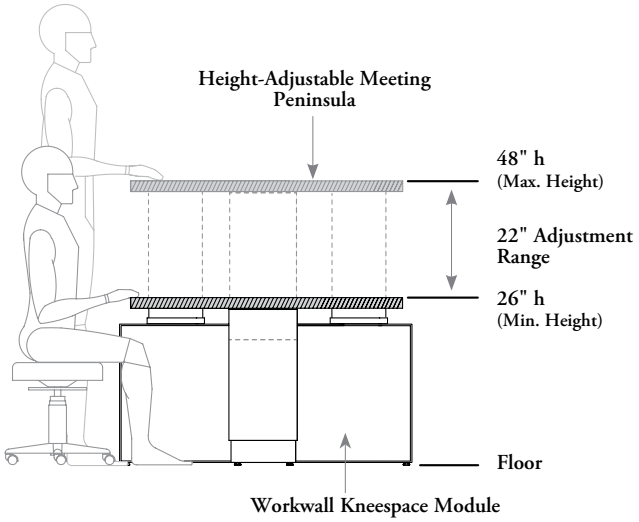

heigh-adjustable meeting peninsula example

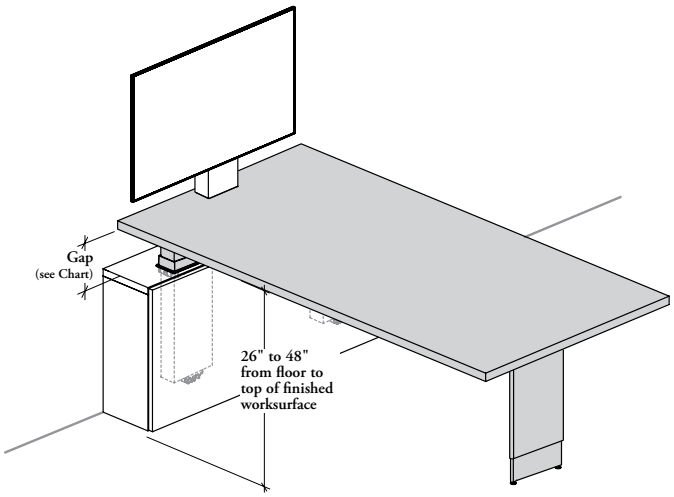

The top of the Workwall Kneespace Module or Workwall Bookcase should remain free of any storage

Gap between Workwall Storage and Height-Adjustable Meeting Peninsula

Surface at 26" (Min.)	Surface at 48" (Max.)
3.81"	25.81"

power & data management – height-adjustable meeting peninsulas

meeting peninsula with workwall storage cable routing

BACK VIEW

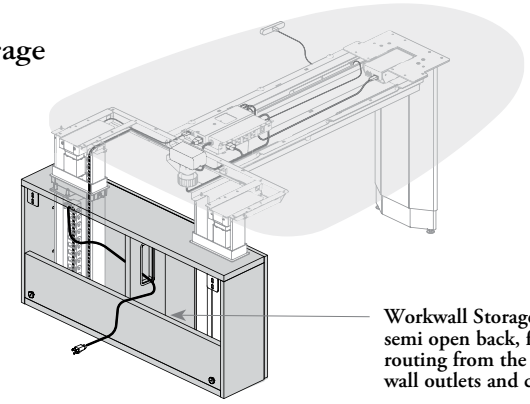

Workwall Storage are designed with semi open back, facilitating cable routing from the worksurface to the wall outlets and communication ports

powerbar vs power module

- The following options are available for integrated power below the worksurface. Each can be specified as an option on all Height-Adjustable Meeting Peninsulas
- Powerbars **cannot** be daisy chained
- Above power solution can only be daisy chained with Integrated Powerbar with IEC Outlet
- Three powerbar styles are available:

Integrated Powerbar (I)

- Mounts inside the Power Tray
- Four outlets and one internal cord that continues power through to the Control Box
- Available in all worksurface widths
- Can be specified with Power Module Cut-Outs (NN, SE, LC, LS or PQ)

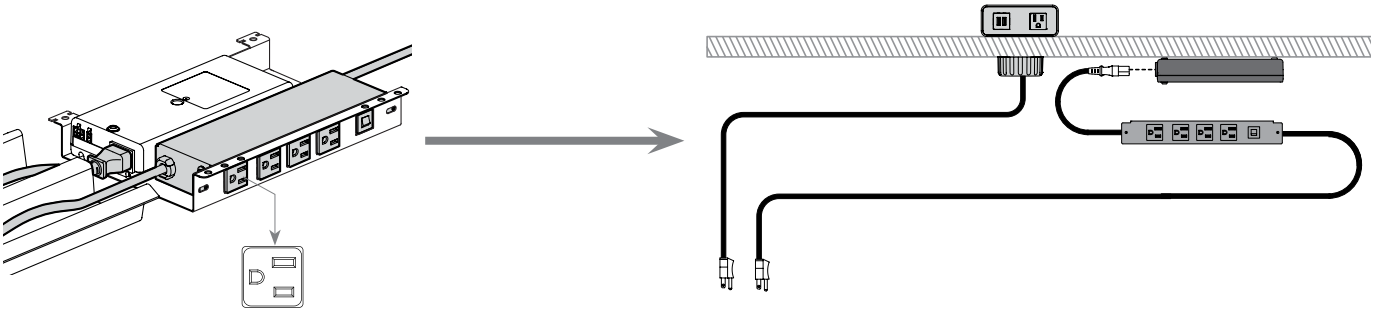

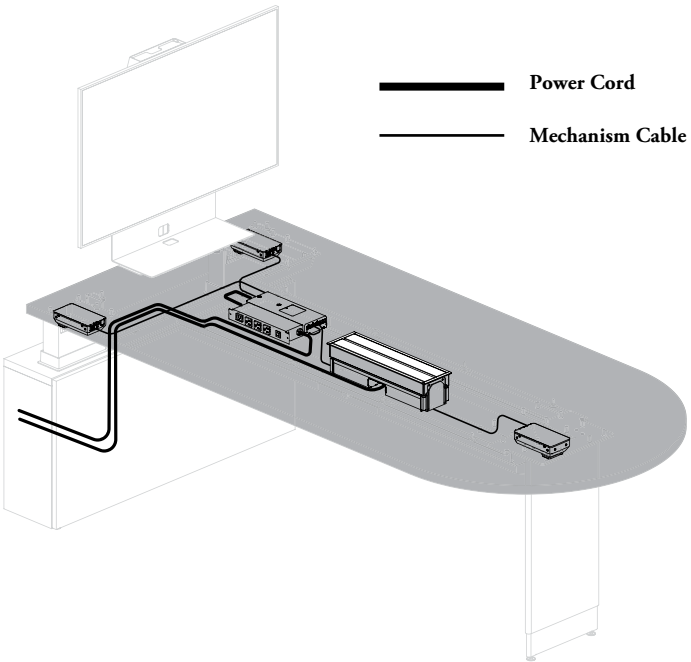

Power Cord

Mechanism Cable

Three Power Module can be specified for this application:

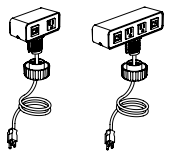

Dual or Quad Power Qube (BEEPC)



Quad Power Pill (BLEPP)

With Plug-In option (A) only

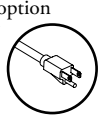

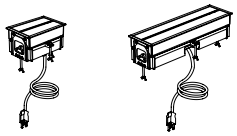

Compact 8" **Standard 18"**

Linear Power Module (BLELP)

power & data management – height-adjustable meeting peninsulas (continued)

powerbar vs power module (continued)

Integrated Powerbar with IEC Outlet (P)

- Mounts inside the Power Tray
- Three outlets, one IEC outlet and one internal cord that continues power through to the Control Box
- IEC Outlet allows installation of the Power Qube with IEC Connector option (C) that reduces the cable management underneath a worksurface and also removes the cable management outside the table
- Available in all worksurface widths
- Can be specified with Power Module Cut-Out (SE) only
- Power Module Cut-Out (SE) should be specified for the integration of the Power Qube

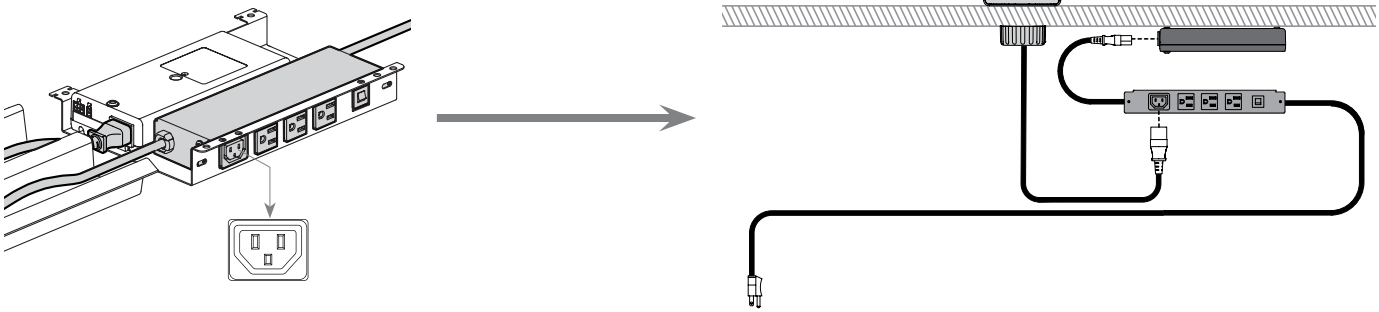

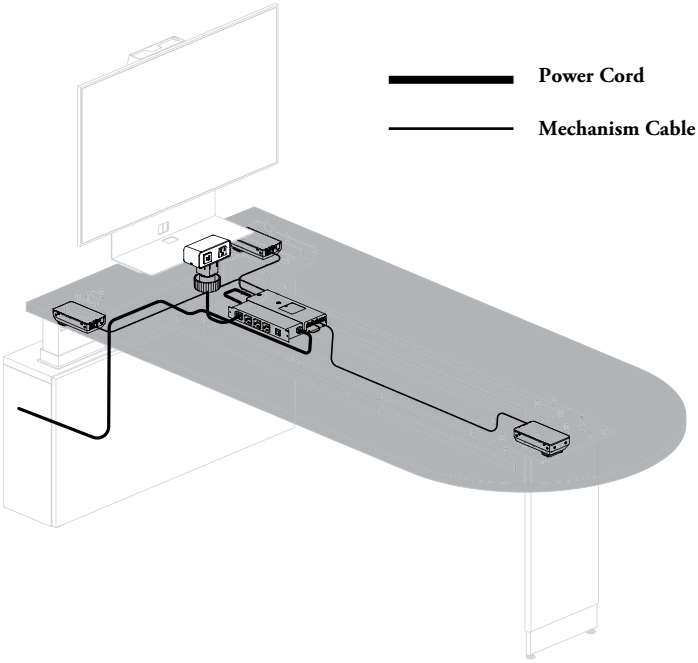

Power Cord

Mechanism Cable

Only one Power Module can be specified for this application:

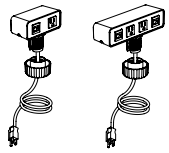

Dual or Quad Power Qube (BEEPC)

With IEC Connector option (C) only

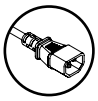

power & data management – height-adjustable meeting peninsulas (continued)

powerbar vs power module (continued)

None (N)

- When None Powerbar (N) is specified, a cover will be in place
- Can be specified with Power Module Cut-Outs (NN, SE, LC, LS or PQ)

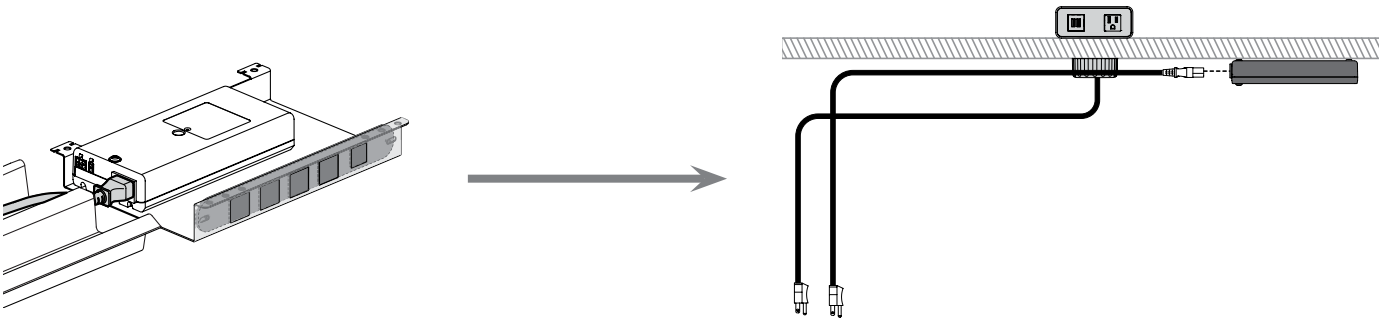

Power Cord

Mechanism Cable

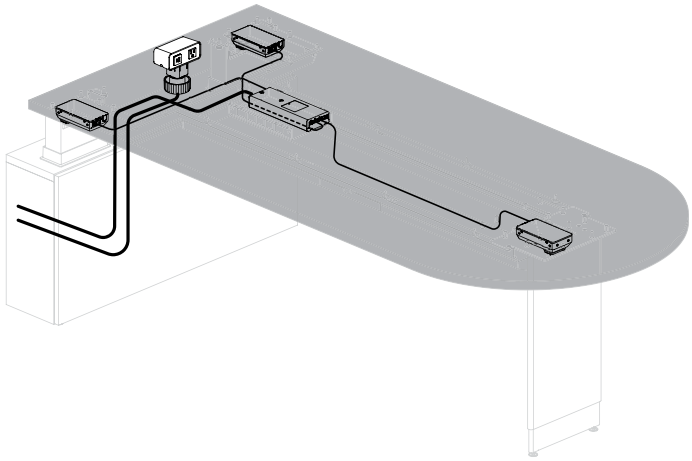

Three Power Module can be specified for this application:

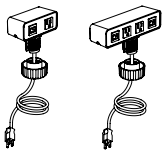

Dual or Quad Power Qube (BEEPC)



Quad Power Pill (BLEPP)

With Plug-In option (A) only

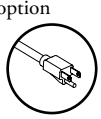

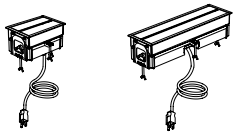

Compact 8" **Standard 18"**

Linear Power Module (BLELP)

height-adjustable meeting peninsula basics

Expansion Casegoods Height-Adjustable Meeting Peninsulas mounted on Workwall Storage for Adjustability allow to create diverse workstation configurations.

- A Height-Adjustable Meeting Peninsula comes with Height-Adjustable Bevel Post Leg and two Height-Adjustable Mechanisms
- All meeting peninsulas are available in a thickness 1 3/16" (M), with the exception of the Height-Adjustable Rectangular Meeting Peninsula (B_HRW), which is also available with a 1 3/16" Knife Edge (V)
- Can only be mount onto mid-height Workwall Storage
- Three Powerbar styles can be specified: Integrated Powerbar (I), Integrated Powerbar with IEC Outlet (P) or None (N)
- All Switch Styles (Display with Up/Down Memory (D), Toggle Up/Down (F, G, H) or Display Toggle with Memory (M, N, O) can be specified
- **Cannot** support any storage and suspend any accessories or storage
- Suspended Modesty Panel **cannot** be specified with these products



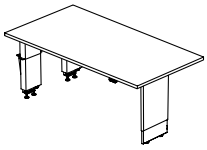

Height-Adjustable Rectangular Meeting Peninsula (B_HRW)

- Available in depths of 34", 40" and 46"
- Available in widths of 57" to 87" (6" increments)
- Two Corner Detail Styles are available:

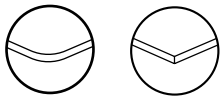

Radius (R)* **Straight (S)**

* When Worksurface Thickness (V) option is specified, Radius (R) Corner Detail is **not** available

- Two TV Stand Configurations are available: TV Stand Ready (R) and No TV Stand (N)
- Five Power Module Cut-Out options are available: Linear Power Module – Compact 8" (LC) or – Standard 18" (LS), Power Pill – Quad (PQ), Square – End (SE) and No Cut-Out (NN)
- Ideal for 3 to 4 people (57" to 75" width) and 3 to 5 people (81" or 87" width)

height-adjustable meeting peninsula basics (continued)

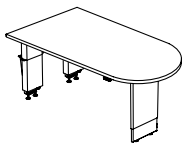

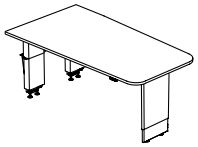

Height-Adjustable D-Shape Meeting Peninsula (B_HDW) or
Height-Adjustable Tapered Meeting Peninsula (B_HBW)

- D-Shape is available in depths of 34" to 58" (6" increments)
- Tapered shape is available in depths of 40" to 58" (6" increments)
- Available in widths of 57" to 87" (6" increments)
- Two TV Stand Configurations are available: TV Stand Ready (R) and No TV Stand (N)
- Five Power Module Cut-Out options are available: Linear Power Module – Compact 8" (LC) or – Standard 18" (LS), Power Pill – Quad (PQ), Square – End (SE) and No Cut-Out (NN)
- D-Shape is ideal for 3 to 4 people (57" to 75" width) and 3 to 6 people (81" or 87" width)
- Tapered shape is ideal for 3 people (57" to 75" width) and 3 to 5 people (81" or 87" width)

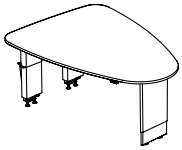

Height-Adjustable Diamond Meeting Peninsula (B_HPW)

- Available in depths of 48" to 60" (6" increments)
- Available in widths of 57" to 87" (6" increments)
- Two TV Stand Configurations are available: TV Stand Ready (R) and No TV Stand (N)
- Five Power Module Cut-Out options are available: Linear Power Module – Compact 8" (LC) or – Standard 18" (LS), Power Pill – Quad (PQ), Square – End (SE) and No Cut-Out (NN)
- Ideal for 3 to 4 people (57" to 75" width) and 3 to 6 people (81" or 87" width)
- This shape is optimized to enhance the viewing angle while been seated in ergonomic position

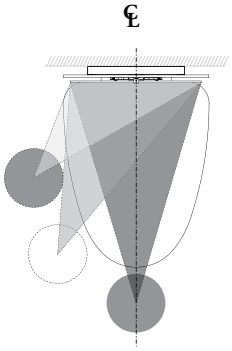

TV Stand Configurations

- Two configurations are available:
  - No TV Stand (N)
  - TV Stand Ready (R)
- When TV Stand Ready (R) is specified, the worksurface comes with two mounting holes and square cut-out for installation of a TV Stand – Meeting Peninsula (BCTV)
- TV Stand – Meeting Peninsula (BCTV) is **not** included and can be specified separately. For more details on product and restrictions, refer to page 538

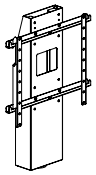

Power Modules Cut-Outs

- Worksurfaces are available with or without (NN) cut outs for Power Modules:

Dual or Quad

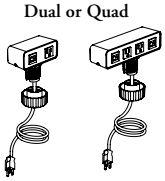

Square – End (SE)

Power Qube (BEEPC)



Quad (PQ)

Power Pill (BLEPP)



Compact 8" (LC)



Standard 18" (LS)

Linear Power Module (BLELP)

- Power Modules are **not** included and can be specified separately
- **Not** all Power Module Cut-Outs options are available according to the depth or width specified. For details, refer to page 525

planning with height-adjustable meeting peninsulas

Height-Adjustable Meeting Peninsulas required special considerations, the following outlines the planning recommendations and restrictions

The mid-height Workwall Storage width (BHKHW or BSMOBH) should always match the dimensions of the worksurface, with the exception of the diamond-shaped peninsula, which necessitates a 12-inch shorter module

= Footprint

module flush with the worksurface

Applicable with Height-Adjustable Meeting Peninsulas (B_HRW, B_HDW and B_HBW)

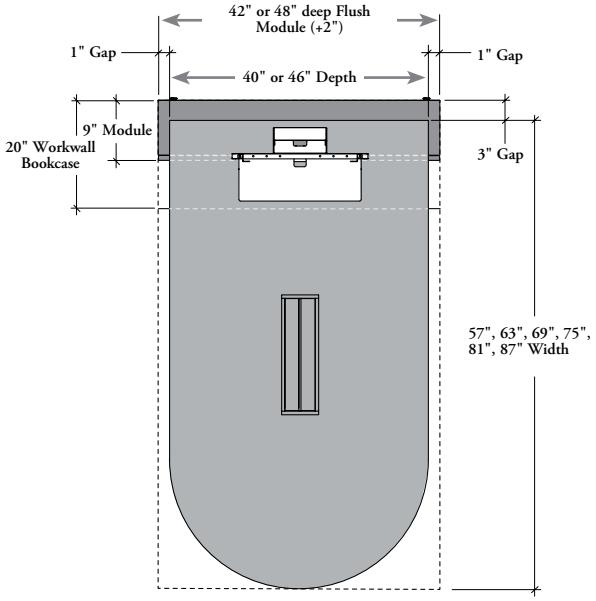

module recessed from the worksurface

Only applicable with Height-Adjustable Diamond Meeting Peninsula (B_HPW)

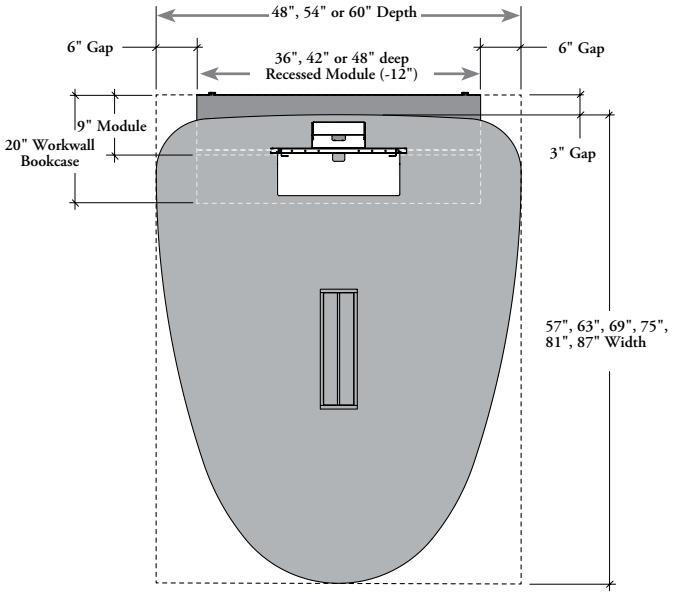

clearance

The combination of these Meeting Peninsulas (B_HRW, B_HDW or B_HBW) and the Workwall Storage (BHKHW or BSMOBH) will automatically ensure the 1" minimum clearance required all around the Height-Adjustable Worksurface. Allowing up and down movement of the mechanism without damaging the adjacent products

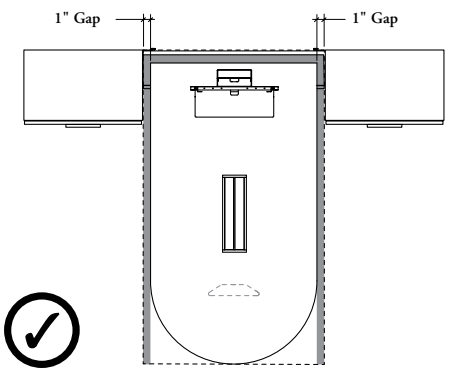

Minimum clearance between Height-Adjustable Meeting Peninsula (B_HRW, B_HDW and B_HBW) and a storage

Special consideration must be taken when planning the diamond-shaped peninsula since the 1" minimum clearance required all around the Height-Adjustable Worksurface **will not** be automatically ensured with surrounding products

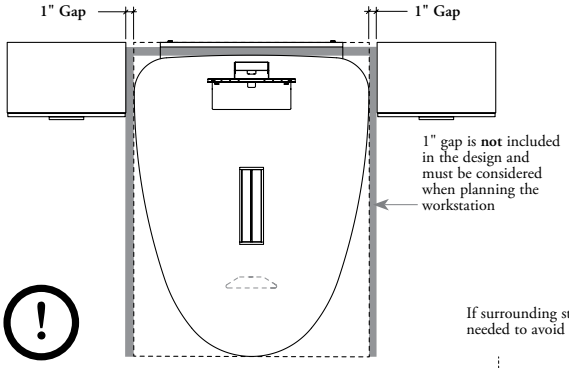

Minimum clearance between Height-Adjustable Diamond Meeting Peninsula (B_HPW) and a storage

If surrounding storage are mid-height, **no** gap is needed to avoid conflict with the worksurface

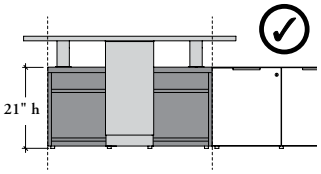

planning with height-adjustable meeting peninsulas (continued)

clearance (continued)

Recessed from Rear End of the Workwall Storage and the Height-Adjustable Meeting Peninsula

– Once installed, the Height-Adjustable Meeting Peninsula is 3" away from the building wall

– When used in combination with Wall Panel and mounted accessory board, a 1" minimum gap avoid damaging components during up/down movement

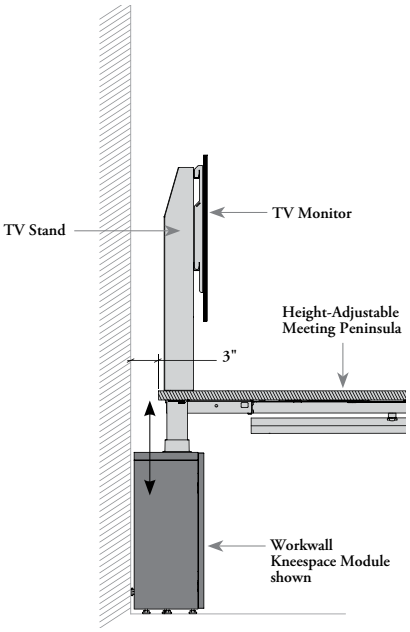

3" Recessed without Wall Panel

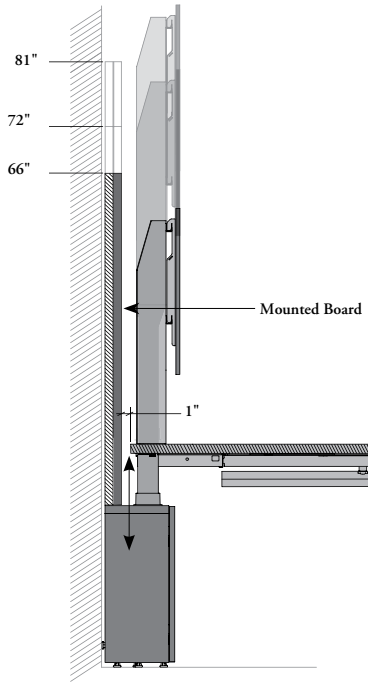

1" Recessed with Wall Panel with Accessory Board

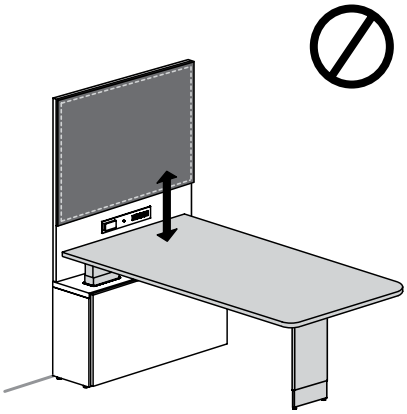

• A Power Bar and Cover included with Wall Panel **cannot** be aligned with the end of a Height-Adjustable Meeting Peninsula because the worksurface would interfere with electric plugs. Refer to page 280 for details

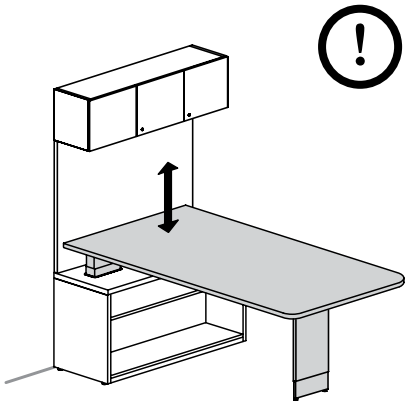

• Teknion does **not** recommend the use of any overhead cabinet or shelves above the Height-Adjustable Worksurfaces. Damages or personal injuries may occur if accessories are positioned beneath the cabinet. **The use of a TV Stand is impossible in this application**.

understanding fixed meeting peninsulas

support for fixed meeting peninsulas

- Three mounting styles available (**not** included):
  – Freestanding Gable (G)
  – Mid-Height Support (K)
  – Media Wall (M)
- Two Working Datum Heights are available:
  – 29" Standard Height
  – 42" High Height
- Media Wall must always be installed and anchored to a building wall
- When planning with Workwall Bookcase (BSMOBW) or Workwall Kneespace Module – Fixed Workurface (BHKFW) wall anchored is recommended for optimal stiffness but is **not** mandatory
- When planning with Gable for Fixed Meeting Peninsula (BC_G) **no** wall anchor is needed
- For more details on Workwall Storage for Fixed Worksurface, refer to Workwall Storage section

freestanding gable (G)

- Other the 29" high Fixed D-Shape Meeting Peninsula (BC_FD) can be specified with the Freestanding Gable (G) mounting style
- A TV Stand Ready (R) can be specified

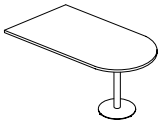

Fixed D-Shape Meeting Peninsula (BC_FD)

Can be specified with Monopod Base (M) only

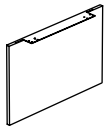

Gable for Fixed Meeting Peninsula (BC_G)

mi-height support (K)

- All 29" high Fixed Meeting Peninsulas illustrated below can be specified with Mid-Height Support (K) mounting style
- Depending on peninsula shape, it can be specified with different support: Blade Legs (K), Bevel Post Leg (L) or Monopod Base (M)
- A TV Stand Ready (R) can be specified
- Workwall Storage (BHKFW or BSMOBW) must be specified the same width as Meeting Peninsula, with the exception of the diamond-shaped peninsula, which necessitates a 12-inch shorter module
- For more details on all Workwall Storage applications, refer to Workwall Storage section

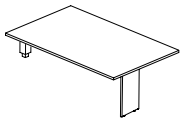

Fixed Rectangular Meeting Peninsula (BC_FR)

Can be specified with Support Styles (K, L or M)

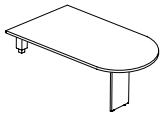

Fixed D-Shape Meeting Peninsula (BC_FD)

Can be specified with Support Styles (L or M)

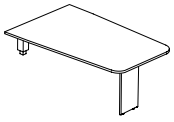

Fixed Tapered Meeting Peninsula (BC_FT)

Can be specified with Support Styles (L or M)

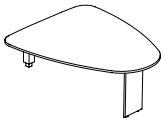

Fixed Diamond Meeting Peninsula (BC_FP)

Can be specified with Support Styles (L or M)

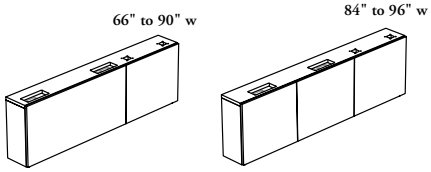

Workwall Kneespace Module – Height-Adjustability and Fixed Worksurface (BHKHF)

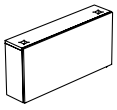

Workwall Kneespace Module – Fixed Worksurface (BHKFW)

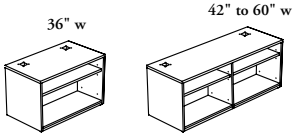

Workwall Bookcase – Fixed Worksurface – Mid – 21" h (BSMOBW)

understanding fixed meeting peninsulas (continued)

support for fixed meeting peninsulas (continued)

29" high media wall (M)

- All 29" high Fixed Meeting Peninsulas illustred below can be installed on a Media Wall
- 36" deep Fixed Meeting Peninsulas **cannot** be specified with Media Wall
- If applicable, Meeting Peninsulas can be specified with Blade Legs (K), Bevel Post Leg (L) or Monopod Base (M) only
- Only No TV Stand (N) option is available with peninsulas when Media Wall is specified, since the TV will be supported by the Media Wall

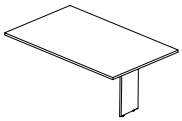

Fixed Rectangular Meeting Peninsula (BC_FR)

- Can be specified with Support Styles (K, L or M)

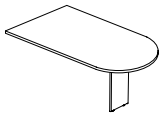

Fixed D-Shape Meeting Peninsula (BC_FD)

- Can be specified with Support Styles (L or M)

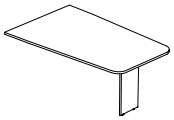

Fixed Tapered Meeting Peninsula (BC_FT)

- Can be specified with Support Styles (L or M)

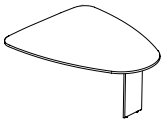

Fixed Diamond Meeting Peninsula (BC_FP)

- Can be specified with Support Styles (L or M)

Media Wall for Peninsula – For Peninsula (BCMWF)

- 29" Working Datum Height only

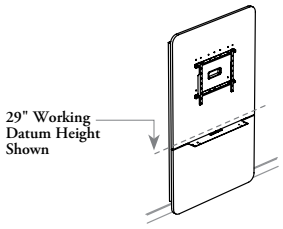

42" high media wall (M)

- Only 42" high Fixed Meeting Peninsulas illustred below must be installed on this 42" high Media Wall
- 36" deep Fixed Meeting Peninsulas **cannot** be specified with Media Wall
- Meeting Peninsulas can be specified with Bevel Post Leg (L) or Monopod Base (M) only
- Only No TV Stand (N) option is available with peninsulas when Media Wall is specified

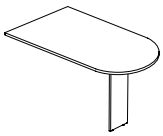

Fixed D-Shape Meeting Peninsula (BC_FD)

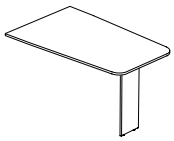

Fixed Tapered Meeting Peninsula (BC_FT)

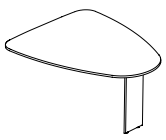

Fixed Diamond Meeting Peninsula (BC_FP)

Media Wall for Peninsula – For Peninsula (BCMWF)

- 42" Working Datum Height only

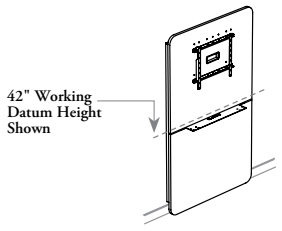

fixed meeting peninsula components

1. **Worksurface** is available with or without cut-outs for Power Modules
2. **29" or 42" high Bevel Post Leg, 29" high Blade Legs or 29" high Monopod Base** can be specified and is included with Fixed Meeting Peninsulas
3. **Levelers** included with Bevel Post Leg or Blade Legs have an adjustment range of 1", or with Monopod Base have an adjustment range of 1/2"
4. **Reinforcing Bars**
5. **Wire Management Clips** route wires and organize electronics below worksurface with Power Module cut-outs. **Not** included when Square – End (SE) or No Cut-Out (NN) option
6. **Power Module Cover**
   - Is included with 42" high Fixed Meeting Peninsula when a Power Module Cut-Out is specified (Linear Power Module or Power Pill). **Not** included when Square – End (SE) or No Cut-Out (NN) option
7. **Media Wall,** 8 **Gable for Fixed Meeting Peninsula or** 9 **Workwall Storage (optional)**
   - Must be specified for the peninsula installation

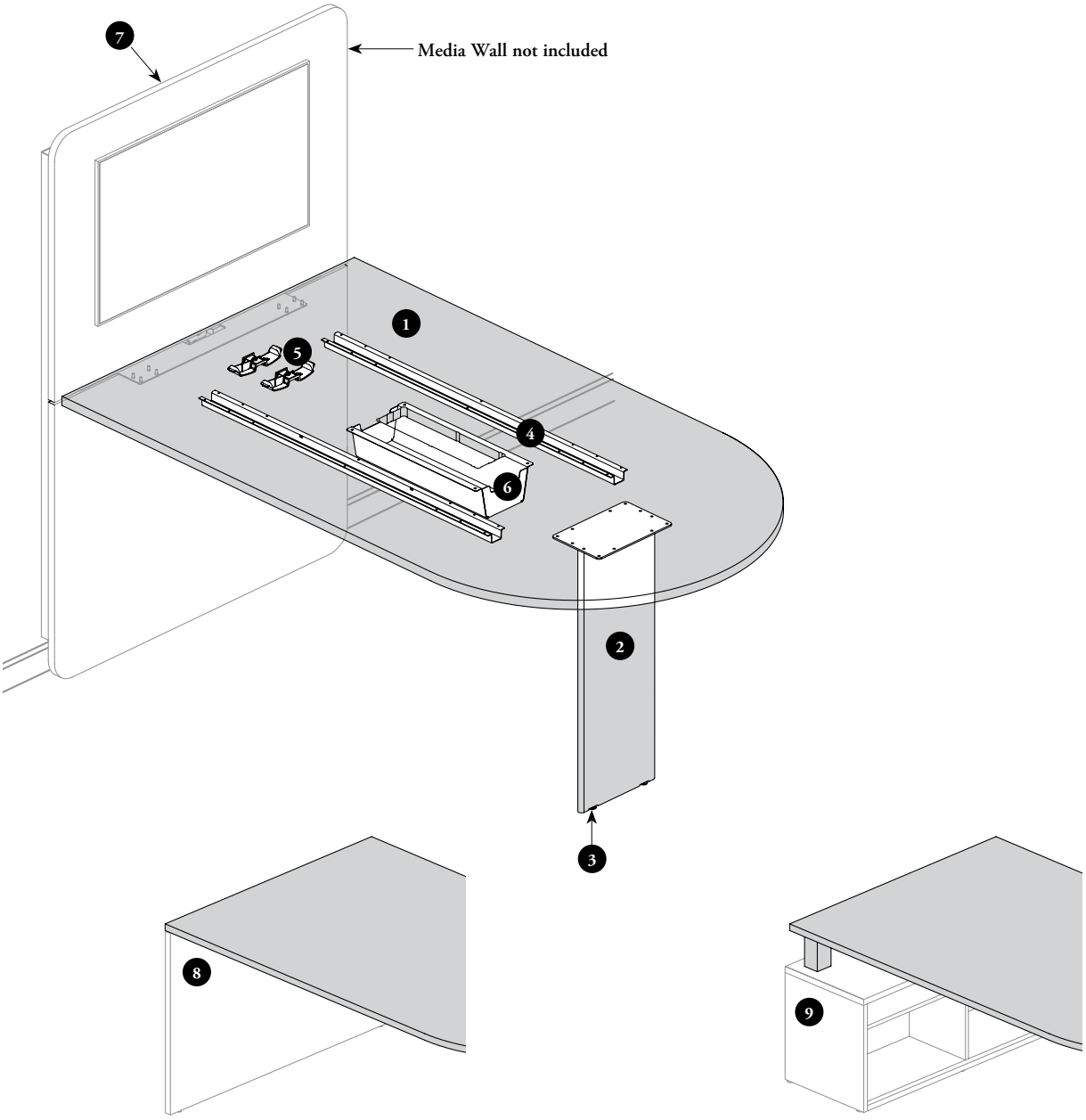

power & data management – fixed meeting peninsulas

- Power Module and Power Bar **cannot** be daisy chained
- Power and data cord can be routed inside a Media Wall or Workwall Storage
- When specified with a freestanding gable, a cable pass-through is included to route cable behind the unit

With Square – End (SE) (Shown) or with No Cut-Out (NN) options

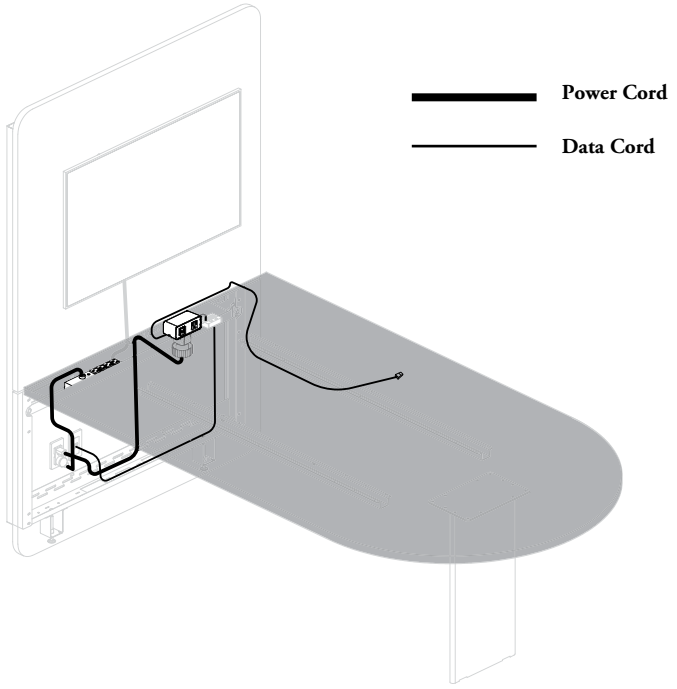

- Available for 29" or 42" high peninsula
- **No** Wire Management Clips and Power Module Cover included
- Square – End (SE) option allows to install Power Qube (BEEPC with Integrated Powerbar with IEC (P))

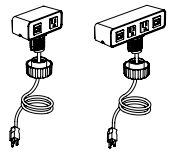

Dual or Quad Power Qube (BEEPC)

With Plug-In option (A) only

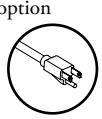

Square Grommet Ring is included with Power Qube and Power Qube – Desk Edge Clamp **cannot** be installed in the worksurface end gap

With Linear Power Module (LC or LS) (Shown) or Power Pill (PQ) Cut-Out options

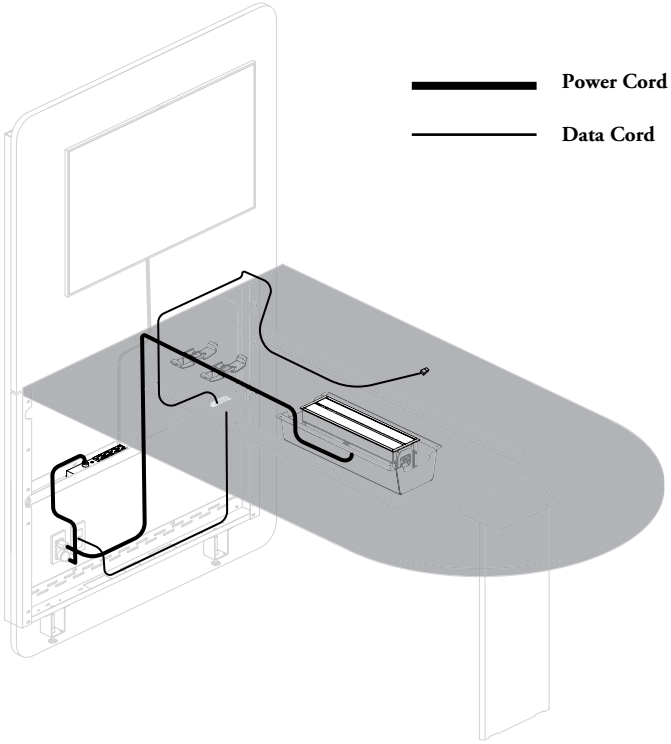

- Available for 29" or 42" high peninsula
- Wire Management Clips are included
- Three Power Module can be specified for this application:

Linear Power Module (BLELP)

Standard 18" **Compact 8"**

Quad Power Pill (BLEPP)

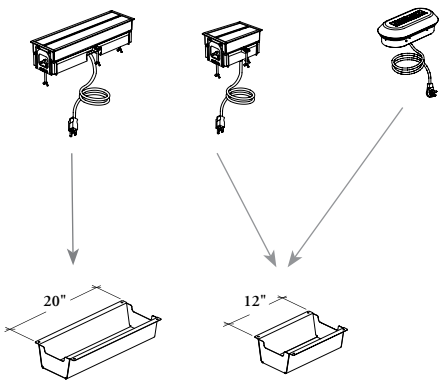

Power Module Cover

- Included when Linear Power Module or Power Pill cut-out styles are specified
- Only available with 42" height Fixed Meeting Peninsulas

fixed meeting peninsula basics

Various Fixed Meeting Peninsulas can be mounted on-module the Media Wall, Freestanding Gable (if applicable) or Workwall Storage.

- A Fixed Meeting Peninsula comes with a Peninsula Worksurface and a support (Base or Legs)
- Only available in thickness 1 3/16" (M), except Fixed Rectangular Meeting Peninsula (BC_FR), which is also available in thickness 1 3/16" Knife Edge (V)
- 29" high meeting peninsulas can be mounted on a Media Wall (BCMW), a Gable for Fixed Meeting Peninsula (BC_G) and Workwall Storage. 42" high meeting peninsula can only be mounted on a Media Wall (BCMW – 42" Working Datum Height), refer to page 516 fore more details
- **Cannot** support any storage and suspend any accessories or storage
- An optional Suspended Modesty Panel **cannot** be specified with these products



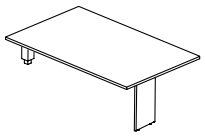

Fixed Rectangular Meeting Peninsula (BC_FR)

- Two Mounting Styles are available: Mid-Height Support (K) or Media Wall (M) (Shown)
- Available in depths of 36" to 48" (6" increments)
- Available in widths of 60" to 90" (6" increments)
- Only Available in height of 29"
- Three Support Styles are available: Blade Legs (K), Bevel Post Leg (L) or Monopod Base (M)
- Two Corner Detail Styles are available:

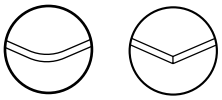

Radius (R)* **Straight (S)**

- When Worksurface Thickness (V) option is specified, Radius (R) Corner Detail is **not** available
- Two TV Stand Configurations are available: TV Stand Ready (R) and No TV Stand (N). When Mid-Height Support (K) option is specified
- Five Power Module Cut-Out options are available: Linear Power Module – Compact 8" (LC) or – Standard 18" (LS), Power Pill – Quad (PQ), Square – End (SE) and No Cut-Out (NN)
- Ideal for 3 people (60" to 78" width) and 3 to 5 people (84" or 90" width)

fixed meeting peninsula basics (continued)

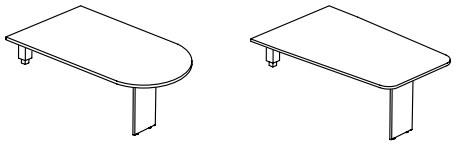

29" high Fixed D-Shape Meeting Peninsula (BC_FD) or 29" high Fixed Tapered Meeting Peninsula (BC_FT)

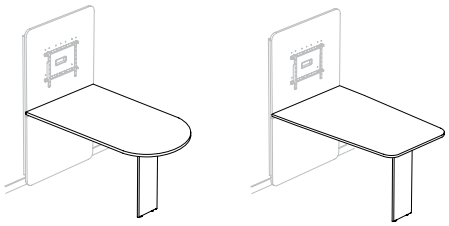

42" high Fixed D-Shape Meeting Peninsula (BC_FD) or 42" high Fixed Tapered Meeting Peninsula (BC_FT)

- Three Mounting Styles are available: Freestanding Gable (G) (BC_FD only), Mid-Height Support (K) or Media Wall (M)
- Two 29" high Support Styles are available: Bevel Post Leg (L) or Monopod Base (M)
- Only Bevel Post Leg (L) for 42" high Support style is available
- D-Shape shape is available in depths of 36" to 60" (6" increments)
- Tapered shape is available in depths of 42" to 60" (6" increments)
- Available in widths of 60" to 90" (6" increments)
- Available in heights of 29" or 42"
- Two TV Stand Configurations are available: TV Stand Ready (R) and No TV Stand (N). When Mounting Style (G or K) is specified
- Five Power Module Cut-Out options are available: Linear Power Module – Compact 8" (LC) or – Standard 18" (LS), Power Pill – Quad (PQ), Square – End (SE) and No Cut-Out (NN)
- D-Shape is ideal for 3 to 4 people (60" to 78" width) and 3 to 6 people (84" or 90" width)
- Tapered shape is ideal for 3 people (60" to 78" width) and 3 to 5 people (84" or 90" width)

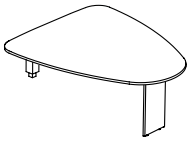

29" high Fixed Diamond Meeting Peninsula (BC_FP)

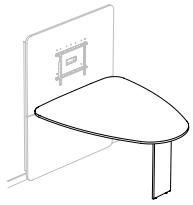

42" high Fixed Diamond Meeting Peninsula (BC_FP)

- Two Mounting Styles are available: Mid-Height Support (K) or Media Wall (M)
- Two 29" high Support Styles are available: Bevel Post Leg (L) or Monopod Base (M)
- Only Bevel Post Leg (L) for 42" high Support style is available
- Available in depths of 48", 54" and 60"
- Available in widths of 60" to 90" (6" increments)
- Available in heights of 29" or 42"
- Two TV Stand Configurations are available: TV Stand Ready (R) and No TV Stand (N). When Mid-Height Support (K) option is specified
- Five Power Module Cut-Out options are available: Linear Power Module – Compact 8" (LC) or – Standard 18" (LS), Power Pill – Quad (PQ), Square – End (SE) and No Cut-Out (NN)
- Ideal for 3 to 4 people (60" to 78" width) and 3 to 6 people (84" or 90" width)
- This shape is optimized to enhance the TV viewing angle while being seated in ergonomic position

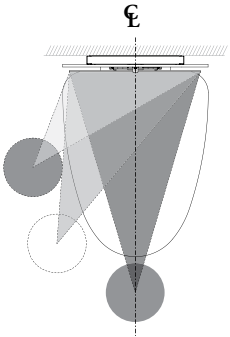

Power Module Cut-Outs
Worksurfaces are available with or without (NN) cut-outs for Power Modules illustrated below:

Dual or Quad

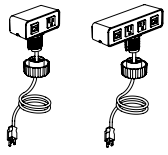

Square – End (SE)
Power Qube (BEEPC)



Quad (PQ)
Power Pill (BLEPP)

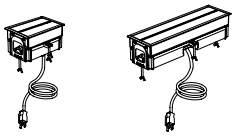

Compact 8" (LC) **Standard 18" (LS)**
Linear Power Module (BLELP)

planning with fixed meeting peninsulas

Special considerations, the following outlines the planning recommendations and restrictions

media wall (M)

– – – – = Footprint

Applicable with 29" or 42" high Fixed Meeting Peninsulas (BC_FR, BC_FD and BC_FT)

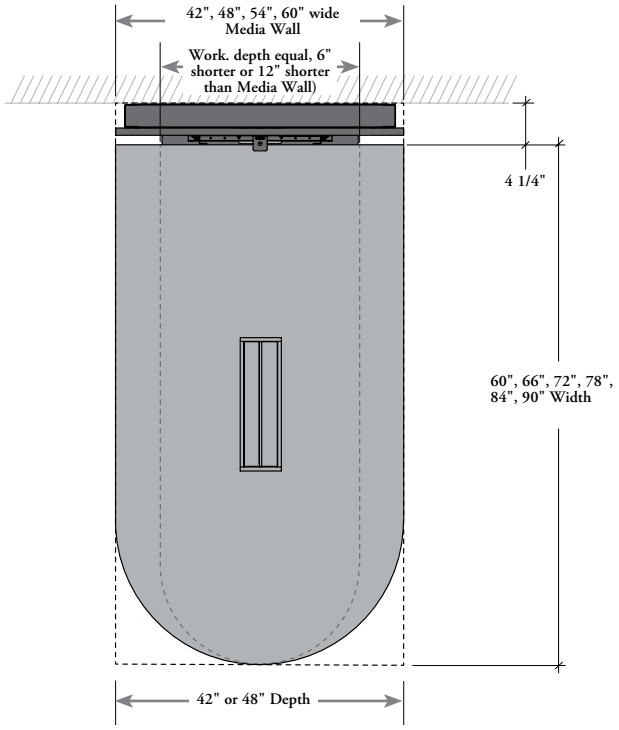

Worksurface Depth can be specified equal, 6" **shorter** or 12" **shorter** than the Media Wall Width

Only applicable with 29" or 42" high Fixed Diamond Meeting Peninsula (BC_FP)

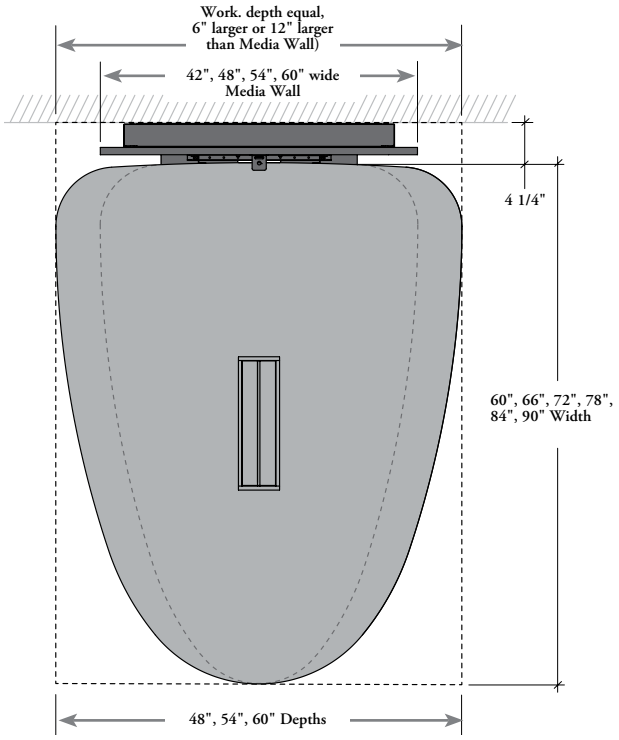

Worksurface Depth can be specified equal, 6" **larger** or 12" **larger** than the Media Wall Width

planning with fixed meeting peninsulas (continued)

freestanding gable (G)

Applicable with 29" high Fixed D-Shape Meeting Peninsula (BC_FD) only

When used with a Fixed D-Shape Meeting Peninsula (BC_FD) the Freestanding Gable (G) must be specified the same depth than the peninsula

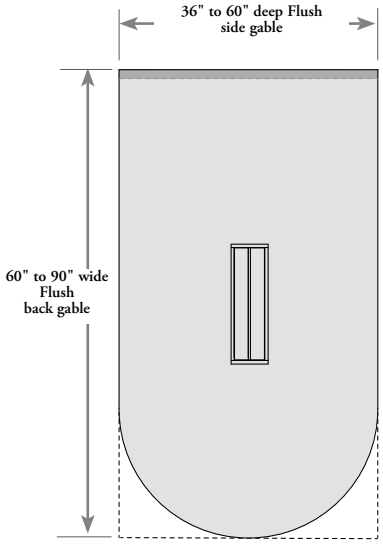

mid-height support (K)

Only applicable with 29" high Fixed Meeting Peninsulas (BC_FR, BC_FD and BC_FT)

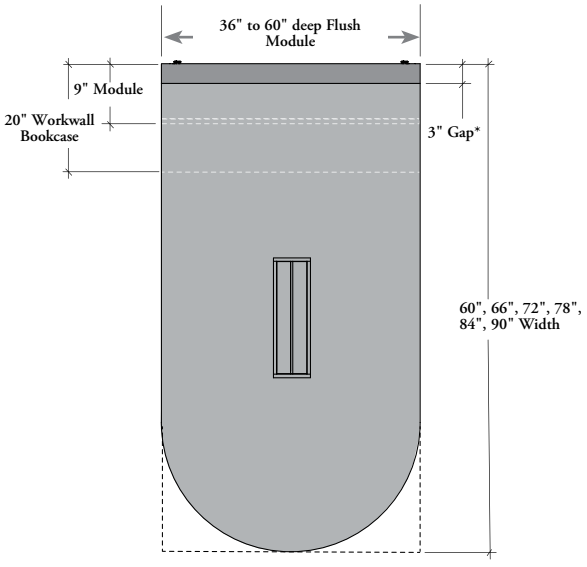

When used with a Fixed Meeting Peninsula (BC_FR, BC_FS or BC_FT) and a mid-height suppport, the worksurface will be flush with the sides of the Workwall Storage

Only applicable with 29" high Diamond Meeting Peninsula (BC_FP)

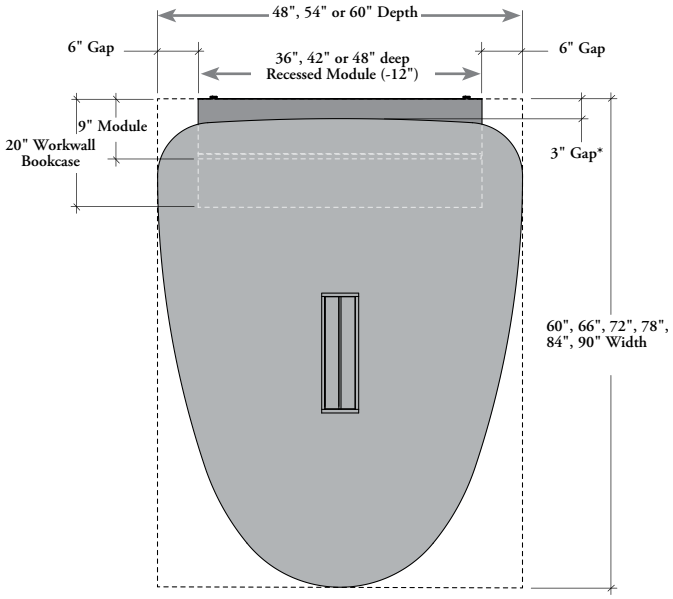

When a mid-height support is used with the Fixed Diamond Meeting Peninsula (BC_FP), the worksurface exceed the storage by 6" each side

* The gap of the back worksurface can vary with back mi-height support. Refer on page 105 and 106 for more details

edge trim styles overview– height-adjustable & fixed meeting peninsulas

The chart below indicates which edge trim styles can be specified with all Height-Adjustable or Fixed Meeting Peninsulas finishes.

The Flintwood Flat Trim (9) always match surface color finish

edge trim chart

edge on product	description	foundation laminate worksurface finish	flintwood worksurface finish	Applicable with meeting peninsulas...
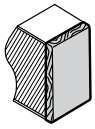 **Straight Trim (6)** (Only available with 1" (D) or 1 3/16" (M) Thickness)	**Straight Corner Style** 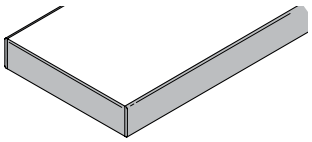 3 mm thick on all edges	Yes	n/a	**B_HRW (Straight)** **BC_FR (Straight)**
	Radius Corner Style 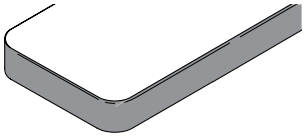 2.5 mm thick on all edges **3 mm thick Straight Trim** (Only available with 1 9/16 " (X) Thickness)	Yes	n/a	**B_HPW** **BC_FP**
	Curved Worksurface with Straight Corners 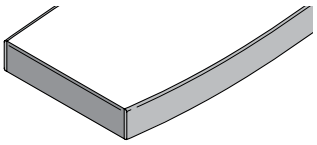 2.5 mm thick on width curved edges and 3 mm depth straight edges **3 mm thick Straight Trim** (Only available with 1 9/16 " (X) Thickness)	Yes	n/a	**B_HRW (Radius)** **B_HDW** **B_HBW** **BC_FD** **BC_FR (Radius)** **BC_FT**
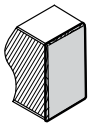 **Flintwood Flat Trim (9)**	**Straight & Radius Corner Style**  1.4 mm thick thick on all edges	n/a	Yes	**B_HRW (Straight)** **B_HRW (Radius)** **B_HDW** **B_HBW** **B_HPW** **BC_FD** **BC_FP** **BC_FR (Straight)** **BC_FR (Radius)** **BC_FT**
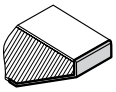 **Full Knife Trim (F)** (Only available with 1 3/16" Knife Edge (V) Thickness only)	**Straight Corner Style only** 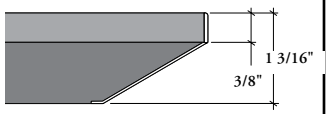 1.5 mm thick thick on all edges	Yes (foundation laminate only)	n/a	**B_HRW (Straight)** **BC_FR (Straight)**

grain direction & shading indicates user edge

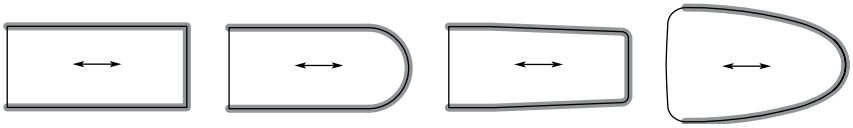

When specified, Knife Edge will only be applied on user edge

planning with power module cut-outs – height-adjustable & fixed meeting peninsulas

- Power module styles should be determined at time of specification. The surface will come with pre-drilled holes to ease the installation
- Power Module can be specified separately

Height-Adjustable Rectangular Meeting Peninsula (B_HRW)
Height-Adjustable D-Shape Meeting Peninsula (B_HDW)
Height-Adjustable Tapered Meeting Peninsula (B_HBW)
Height-Adjustable Diamond Meeting Peninsula (B_HPW)

Square cut-out position may slighly vary depending if TV Stand Ready (R) or **not** (N) is specified, see below for more details

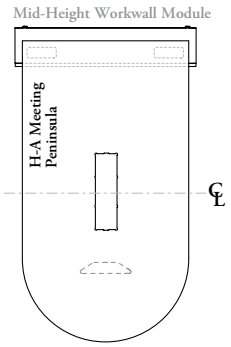

Linear Power Module – Standard 18" (LS)

- **Not** available when 34" depth is specified (B_HRW or B_HDW)
- **Not** available when 57" to 69" width is specified (All Peninsulas)

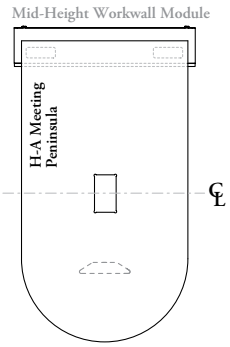

Linear Power Module – Compact 8" (LC)

- **Not** available when 34" depth (B_HRW or B_HDW)
- **Not** available when 57" or 63" width is specified (All Peninsulas)

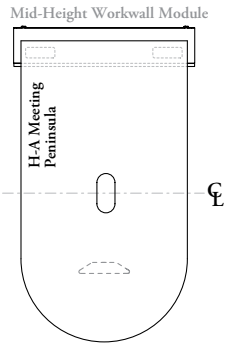

Power Pill – Quad (PQ)

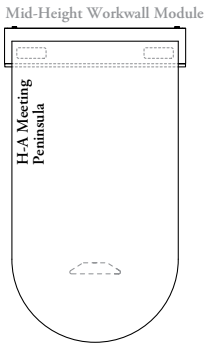

No Cut-Out (NN)

- Available with all dimensions

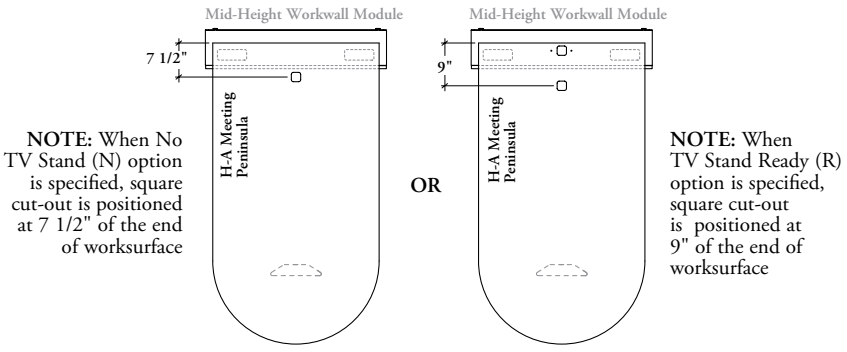

NOTE: When No TV Stand (N) option is specified, square cut-out is positioned at 7 1/2" of the end of worksurface

NOTE: When TV Stand Ready (R) option is specified, square cut-out is positioned at 9" of the end of worksurface

Square – End (SE)

- Available with all dimensions

planning with power module cut-outs – height-adjustable & fixed meeting peninsulas (continued)

Fixed Rectangular Meeting Peninsula (BC_FR)
Fixed D-Shape Meeting Peninsula (BC_FD)
Fixed Tapered Meeting Peninsula (BC_FT)
Fixed Diamond Meeting Peninsula (BC_FP)

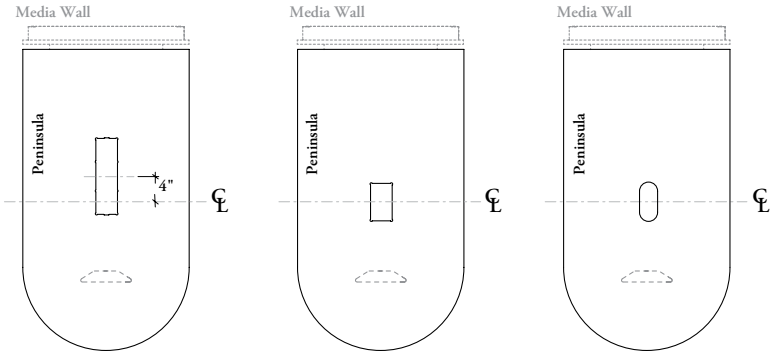

Linear Power Module – Standard 18" (LS)

Linear Power Module – Compact 8" (LC)

Power Pill – Quad (PQ)

Not available when 60" or 66" width is specified (All Peninsulas)

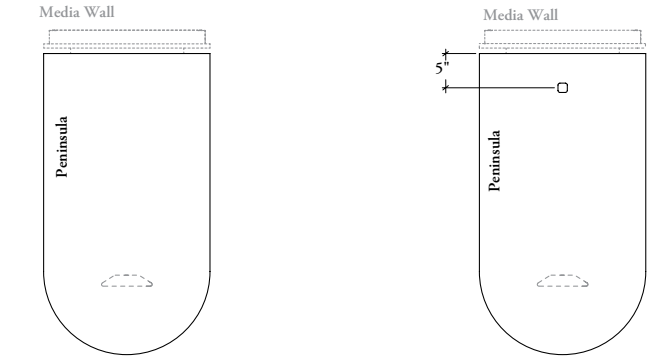

No Cut-Out (NN)

Square – End (SE)

Available options with all dimensions

gable for meeting peninsula components

The Gable for Meeting Peninsula is a low cost effective solution in any meeting room environment.

1. **Gable** is 1" thick, available with or without cut-out for Cable Pass-Through
2. **Levelers** are included with gable and have an adjustment range of 4"
3. **Cable Pass-Through Ring** is included to route wires behind the gable. Only included when the option is specified
4. **Reinforcing Brackets** provides easy installation for the reinforcing bar included with worksurface

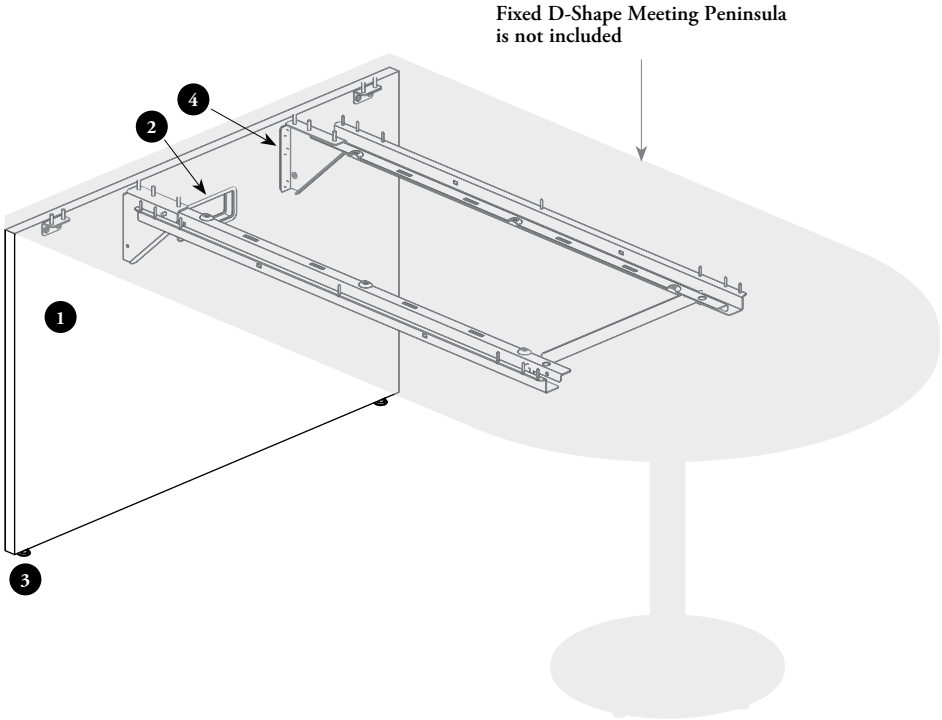

gable for meeting peninsula basics

- Can only be used to support a 29" high Fixed D-Shaped Meeting Peninsula (BC_FD)
- Must be specified the same width as worksurface

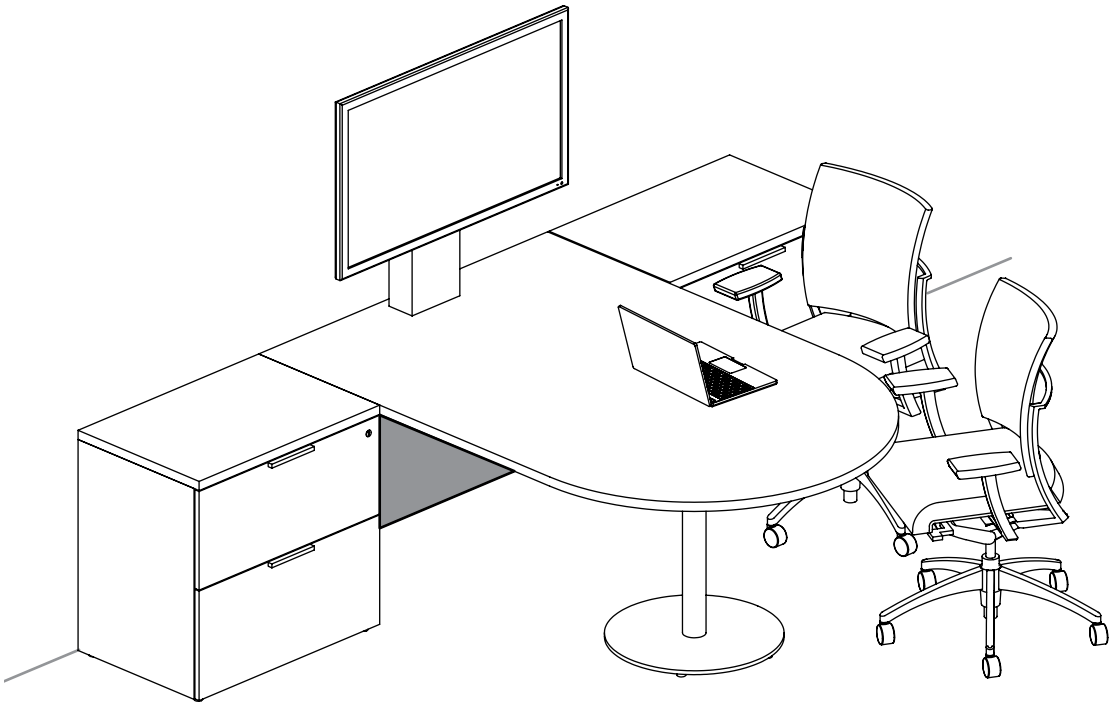

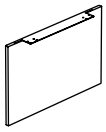

Gable for Fixed Meeting Peninsula (BC_G)

- Only available in thickness 1"
- Available in depths 36" to 60" (6" increments)
- Can be specified with (Y) or without (N) Cable Pass-Through. If specified. it is included to route wires from building wall to level of the worksurface
- Comes with Peninsula Brackets to support peninsula
- **Gable Finishes** are available in Source Laminate or Flintwood (No Cathedral)
- **Support & Hardware Finishes** are available in Foundation, Mica, Accent or Coordinate Colors
- **Cable Pass-Through Ring** is finished in Platinum Coordinate

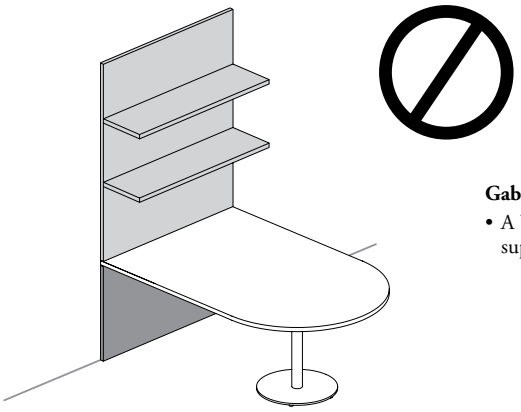

Gable for Meeting Peninsula with Wall Panel

- A Wall Panel **cannot** be used with D-Shape Meeting Peninsula supported by a Gable for Meeting Peninsula

understanding media wall

- Media Wall is offered in two configurations: For Peninsula (BCMWF) or Standalone (BCMWS)
- Must be installed and anchored to a building wall

- Standalone (S) Media Wall style can be specified to use with a Freestanding Meeting Table
- For Peninsula (F) Media Wall style can be specified to use with a Fixed Meeting Peninsula, for details refer to page 517
- 29" or 42" Standard Height Working Datum Height is available
- When specified For Peninsula (F), a worksurface supporting bracket is included

media wall

Media Wall with Standalone (BCMWS)

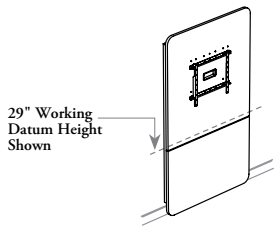

OR

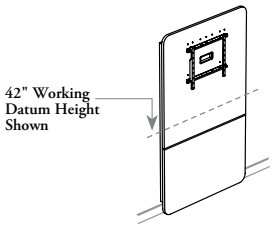

42" Working Datum Height is recommended to be used with 36" or 42" fixed-height table or height-adjustable meeting or conference table

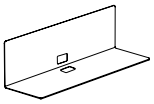

Metal Shelf – Media Wall (BCSMW)

- This accessory can be specified separately

media wall components

The frame is attached to the wall and is the main structure to support Fascias, TV Monitor, Metal Shelf and peninsula to create a Expansion Casegoods meeting aeras, as well as managing power and communication distribution.

1. **Frame** is shipped with the necessary 2 wall rail for installation
3. **Levelers** are included with frame and have an adjustment range of 3" and clear wall molding
4. **Upper Fascia** is fixed and can support a Monitor Wall Mount with TV Monitor and Metal Shelf
5. **Cable Pass-Through** is included to route wires of the TV Monitor, behind the Media Wall
6. **Monitor Wall Mount**
7. **Metal Shelf – Media Wall (optional)**
   - Media Wall comes with two holes for Metal Shelf installation and a cable pass-through, only when Metal Shelf Ready (M) option is specified
   - Metal Self is specified separately
8. **Removable Bottom Fascia** provides access to building power and communication outlets
9. **Peninsula Brackets** support Fixed Meeting Peninsula. Only included when For Peninsula (F) option is specified
10. **Cable Organizer** routes wires and organizes electronics below worksurface. Data Faceplates can be installed in the organizer and must be specified separately

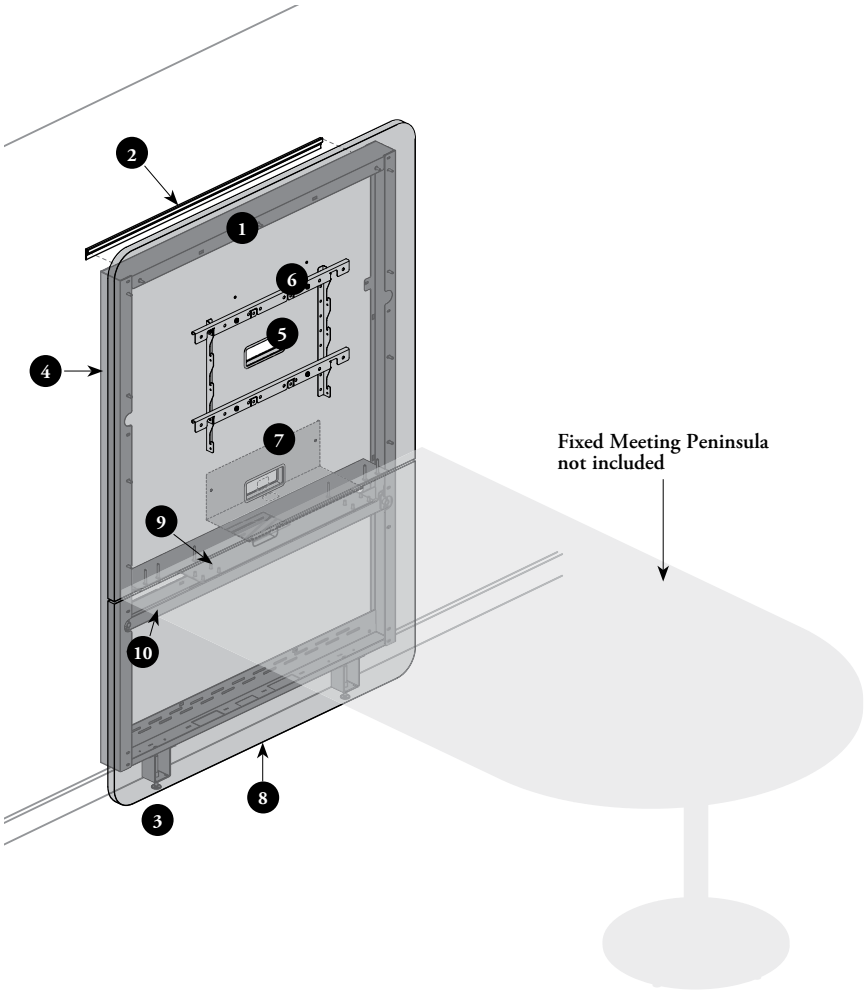

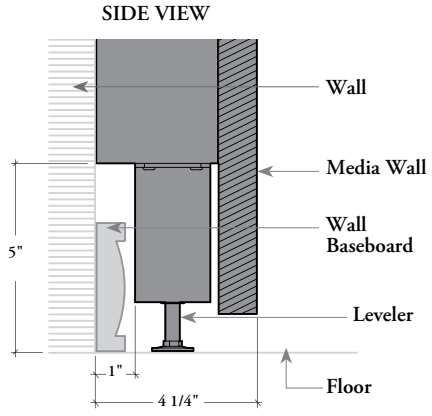

media wall & metal shelf for media wall basics

The Media Wall is a cost effective solution to integrate TV and manage cabling in any meeting room environment. It mounts to existing building walls and when specified, allows mounting of attachment of worksurface, support TV Monitor and managing wire and electronic devices in one application.

- Can be used standalone with Meeting Table or supported a 29" or 42" Fixed Meeting Peninsula
- Must always be anchored to a building wall
- Comes with 1" solid panel thickness
- A TV Monitor Mount is included to support a TV Monitor
- Can be used on all walls with load bearing capacity. Consult your local building code and authority for further guidance
- **Cannot** be used on Altos walls
- The purchaser and installer are responsible to ensure application of appropriate attachment methods and hardware for a secure and safe installation that meets the applicable local building code and laws

media wall for fixed meeting peninsula (F)

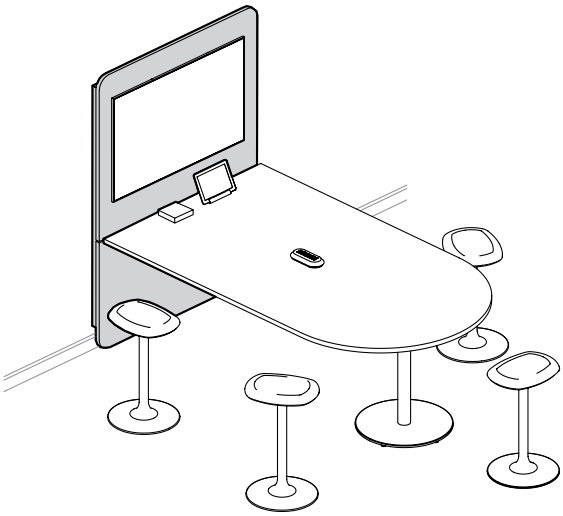

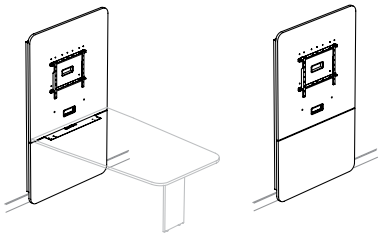

For Peninsula (F) **Standalone (S)**

Media Wall (BCMW)

- Available in heights 72" and 81"
- Available in widths 42" to 60" (6" increments)
- Available in Working Datum Heights 29" and 42"
- Two Corner Detail Styles are available:

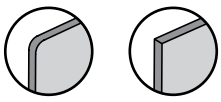

Radius (R) **Straight (S)**

- Two Shelf Options are available: Metal Shelf Ready (M) and No Shelf (N)

media wall standalone (S) & meeting table



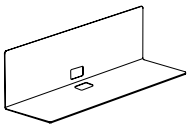

Metal Shelf – Media Wall (BCSMW)

- Mounts only on the Media Wall (BCMW) and can support accessories. Openings on the back and bottom allows the wires to run from the surface or inside the Media Wall to the shelf
- Available in depth 7"
- Available in Widths 18", 24", 30"
- Available in height 6"
- Metal Shelf is fixed
- The Metal Shelf Ready (M) option on Media Wall must be specified to install this shelf

planning with working datum heights – media wall

The following should be considered when planning with Working Datum Heights for Media Wall.

Working Datum Height should be specified accordingly to attached Fixed Meeting Peninsula or standalone worksurface height. When used in combinaison with Height-Adjustable Meeting Table (Standalone (S)), it is recommended to use 42" Working Datum Height

29" working datum height

The solid panel is available in 72" or 81" height

42" working datum height

- The solid panel is available in 81" height only
- It provides seated and standing height working positions

For peninsula (F)

The Bottom Fascia height varies with Working Datum configuration

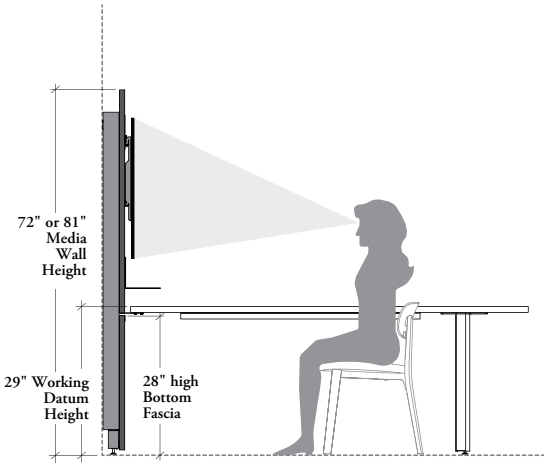

with 29" high Fixed Meeting Peninsula

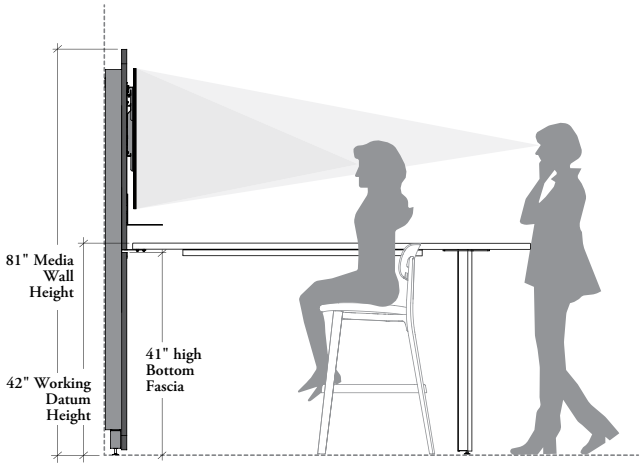

with 42" high Fixed Meeting Peninsula

Standalone (S)

The Bottom Fascia height does **not** vary with Working Datum configuration

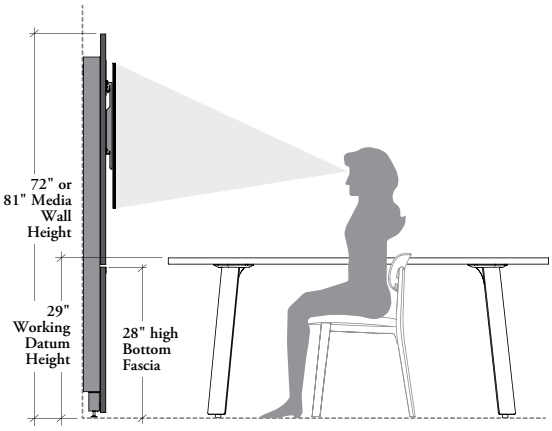

with 29" high Fixed-Height Meeting Table



with Height-Adjustable Meeting Table (Shown) or any Fixed-Height 36" or 42" high Meeting or Conference Tables

planning with TV monitor mount – media wall

The following should be considered when planning with TV Monitor Mount on Media Wall.

TV Monitor Mount

- Included with the Media Wall
- Meets VESA (Video Electronics Standards Association) standards for easy installation. Monitor **not** included

Weight Capacity
Maximum 100 lbs

Horizontal Rails
Full length rail allow easy monitor mounting

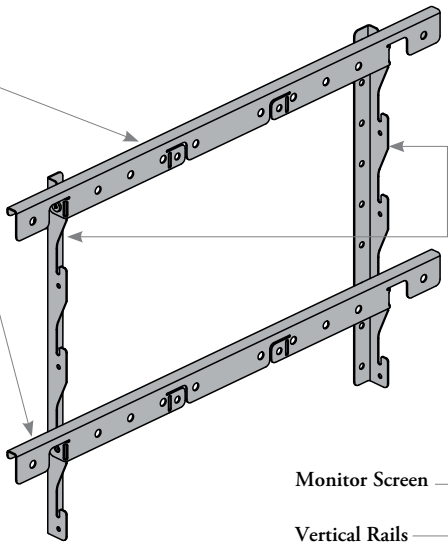

Vertical Rails

- Fits monitor from VESA 100 x 100 to VESA 600 x 400

FRONT VIEW

Monitor Screen

Vertical Rails
Monitor Screen can be positioned at various height on the Media Wall

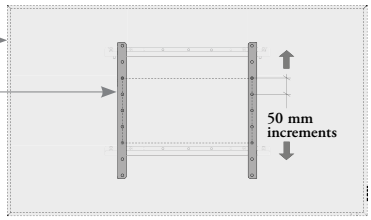

- Come with fixation holes to lock the monitor in place and to ensure the monitor is centered on the Media Wall

TV monitor dimensions recommended

A Metal Shelf (BCSMW) can be used with the TV Monitor

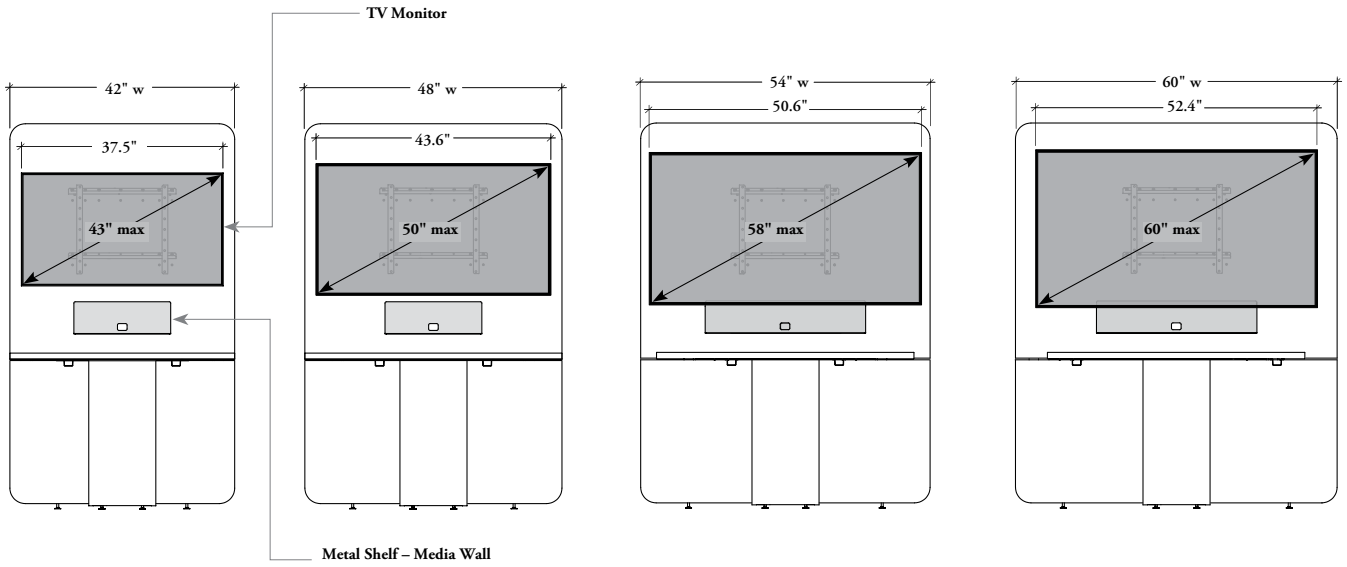

planning with metal shelf – media wall

metal shelf for media wall compatibility

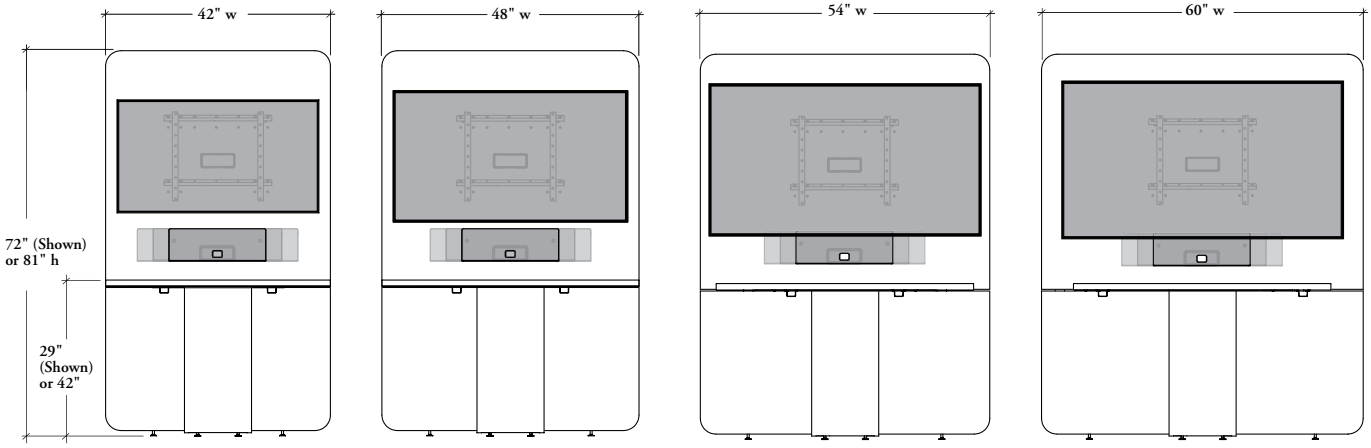

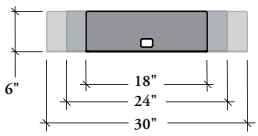

metal shelf for media wall heights

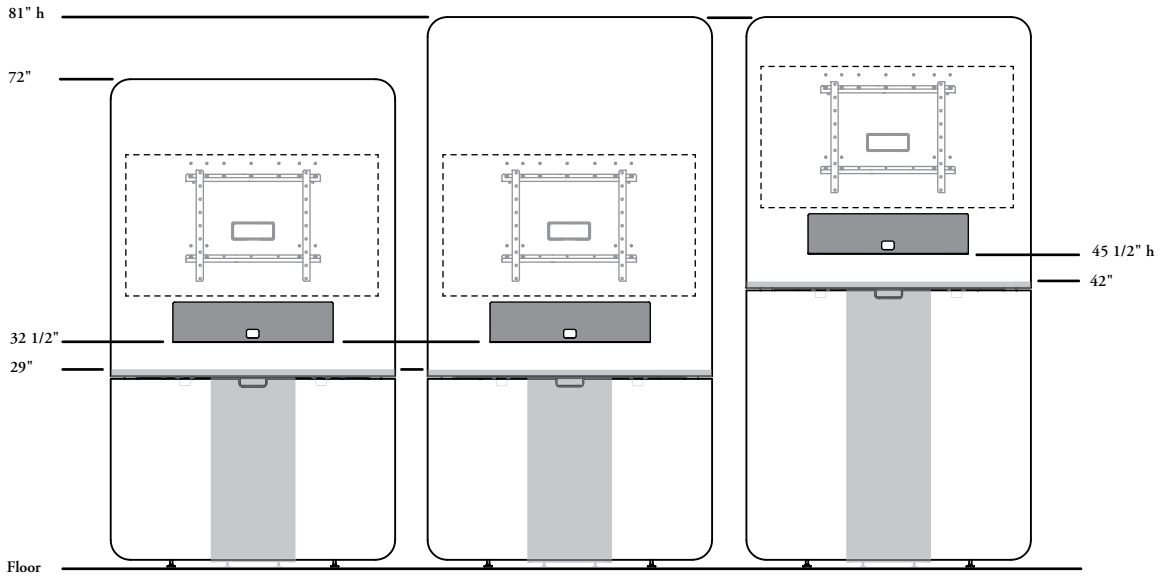

power & data management – media wall

Expansion Casegoods offers options for adding power and communications to a workstation.

Position of electrical and communication outlets on the building wall must be taken into account before planning electrics

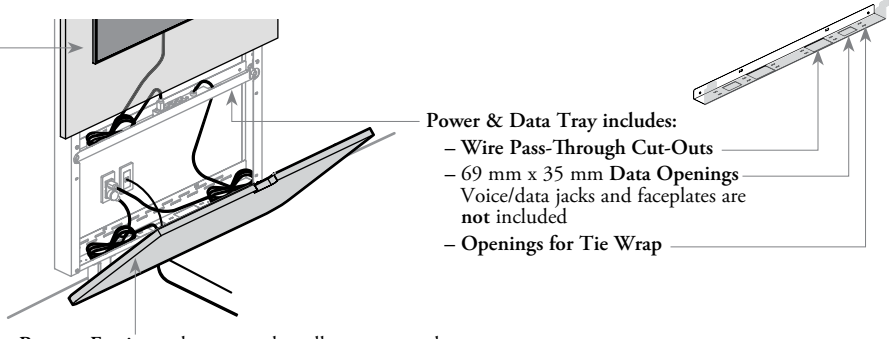

- **Bottom Fascia** can be removed to allow access and maintenance to building power and communication outlets, while adding aesthetic

standalone configuration

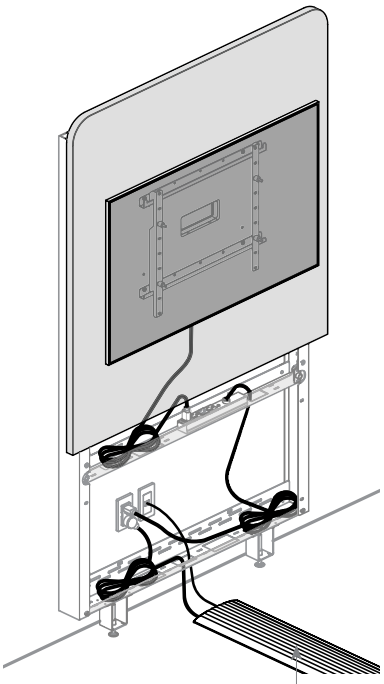

Floor Cable Cover – Meeting Table (BLFCM)

Not included and can be specified separately. For details, refer on Lighting, Electrics & Communications section

for peninsula configuration

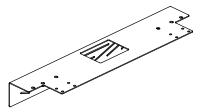

Peninsula Brackets

- Comes with 110 mm x 152 mm Wire Cut-Out
- Is used to route all wires coming from TV Monitor, Metal Shelf and behind the worksurface
- Only included with Media Wall for Peninsula (F) option

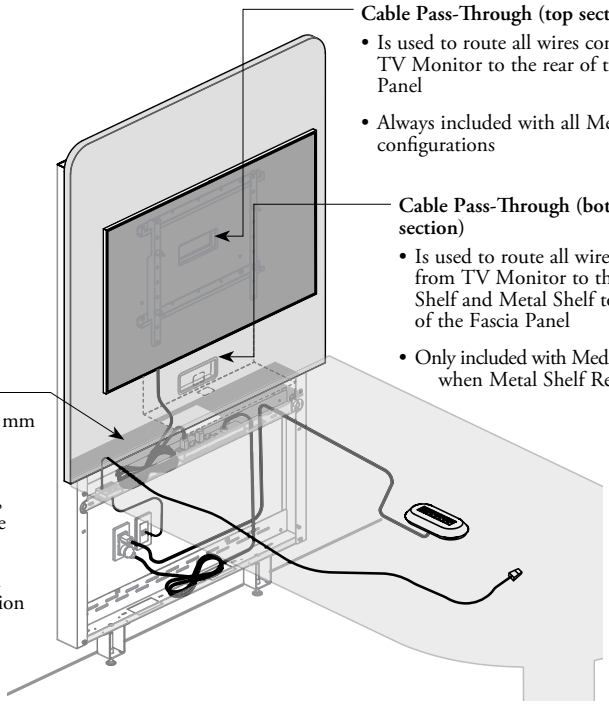

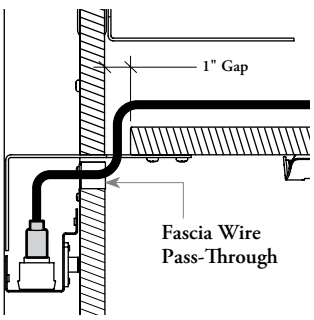

1" gap at the end of the peninsula allows to route cables in the bracket opening and reach the back of the Media Wall through a fascia space gap

NOTE: The Fascia Wire Pass-Through is only available with **Media Wall for peninsula (F) option**

planning with media wall

The following should be considered when planning Expansion Casegoods Media Walls.

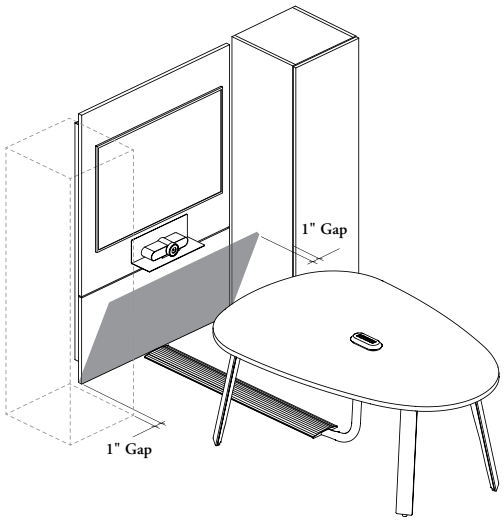

Media Wall Clearance on both sides

- A minimum 1" functional clearance must be respected on each side of the Media Wall to allow easy opening and access to the building wall and electrical components

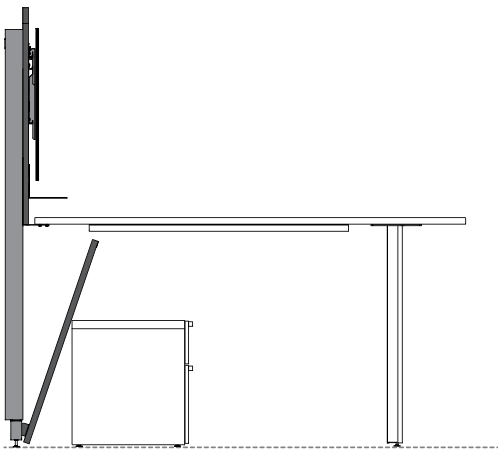

Clearance in front of the Bottom Fascia

- The front of the Bottom Fascia should be clear at all time for electrical accessibility

grain/pattern direction – media wall & gable for meeting peninsulas

Laminate or Flintwood Fascias both have vertical grain direction.

- Grain direction is an important factor when planning workstation, if a different grain direction is required, please contact your Teknion Customer Service Representative
- Each fascia is independent, there will be **no** pattern across horizontal or vertical reveals
- Grain/patterns are **not** "centered" on Fascias

laminate fascias (source laminate)

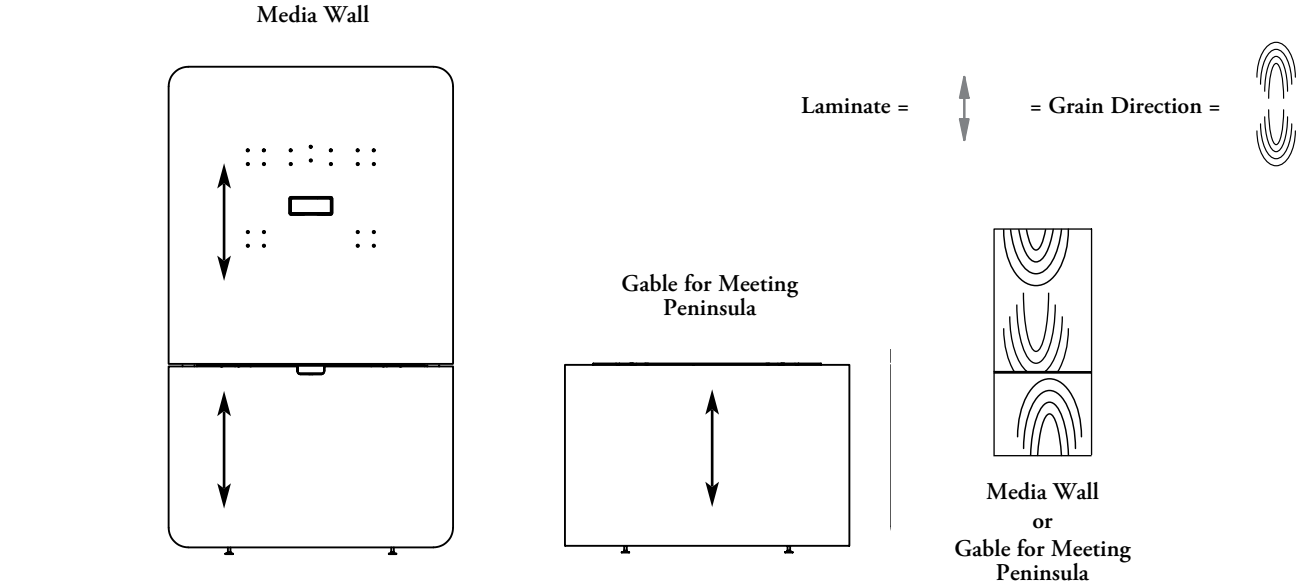

Grain will appear in the same direction (vertical) for all Fascias

flintwood fascias

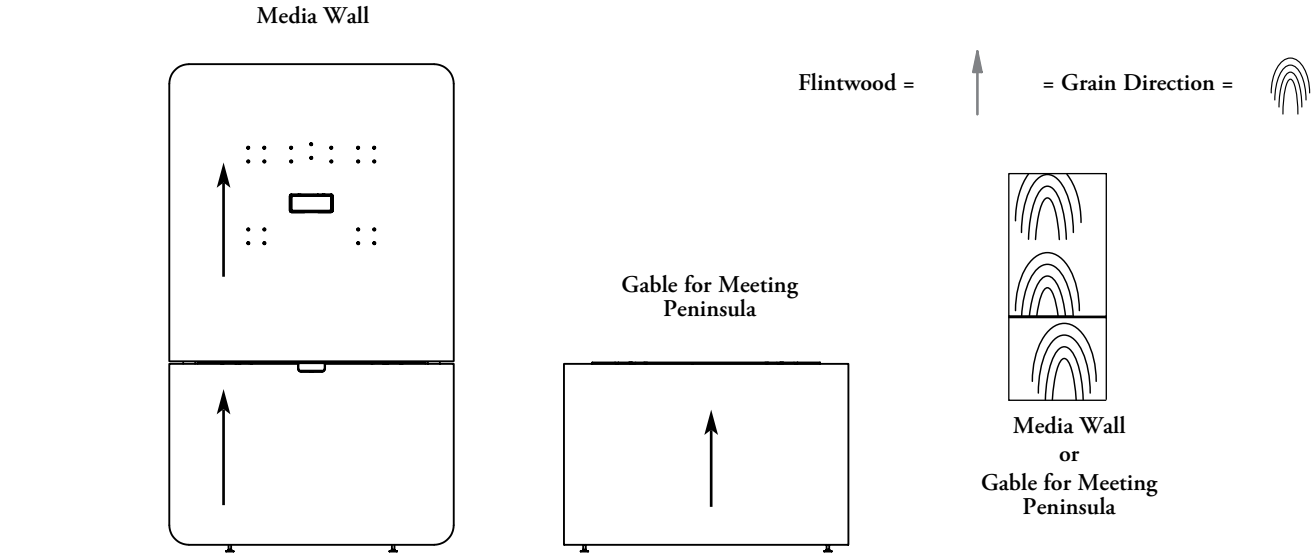

Grain will appear in the same direction (from bottom to top) for all Fascias

TV stand & metal shelf for TV stand basics

TV Stand and Metal Shelf for TV Stand are available to complete the Expansion Casegoods Height-Adjustable Meeting Peninsula.



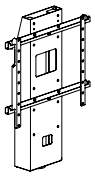

Metal Shelf Ready (M)

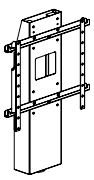

No Shelf (N)

TV Stand – Meeting Peninsula Unit (BCTV)

- Provides a TV Monitor mounting and power routing management
- Two Shelf options are available: Metal Shelf Ready (M) or No Shelf (N)
- Metal Shelf – TV Stand (BCSTV) is **not** included

BACK VIEW

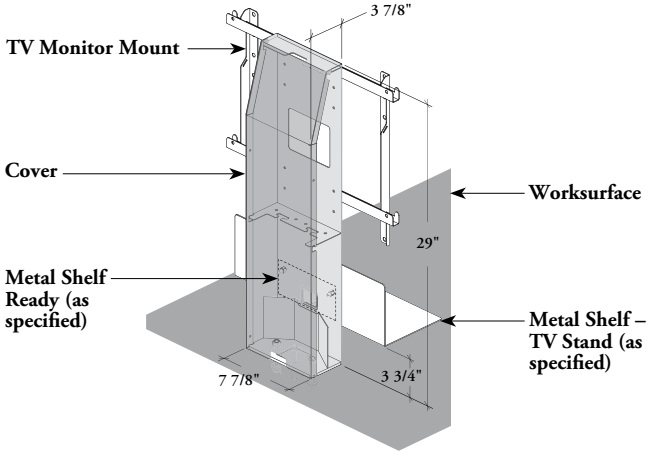

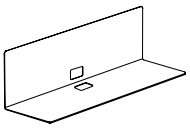

Metal Shelf – TV Stand (BCSTV)

- Mounts only on the TV Stand (BCTV) and can support accessories. Openings on the back and bottom allow the wires to run from the surface or inside the TV Stand to the shelf
- Available in depth of 7"
- Available in Widths of 18" or 24"
- Metal Shelf is fixed
- The Metal Shelf Ready (M) option on TV Stand must be specified to install this shelf

FACE VIEW

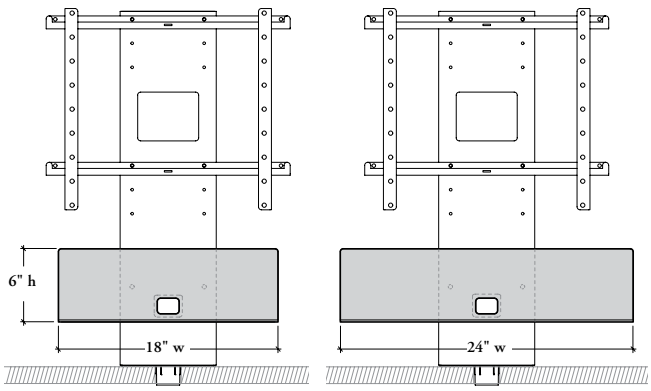

planning with TV monitor mount – TV stand

The following should be considered when planning with TV Monitor Mount.

TV Monitor Mount

- Included with TV Stand (BCTV)
- Is designed to accommodate a variety of display up to 55" wide. For a better fit, refer to specification software and refer at the monitor mounting pattern documentation
- Meets VESA (Video Electronics Standards Association) standards for easy installation. Monitor **not** included

Horizontal Rails
Full length rail allows easy monitor mounting

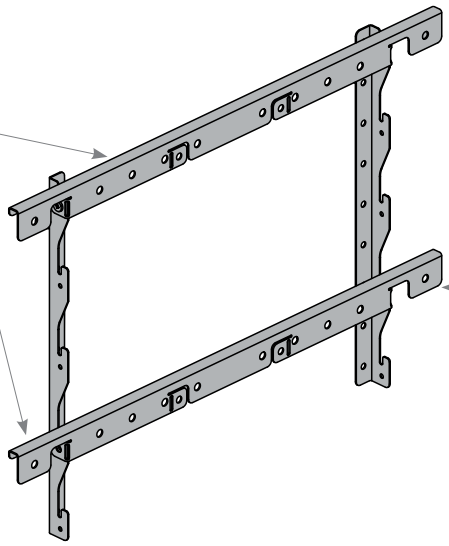

Weight Capacity
Maximum 50 lbs

Vertical Rails
Fits monitor from VESA 100 mm x 100 mm to VESA 400 mm x 400 mm

FRONT VIEW

Monitor Screen

Vertical Rails
Monitor Screen can be positioned at various height on on the TV Stand

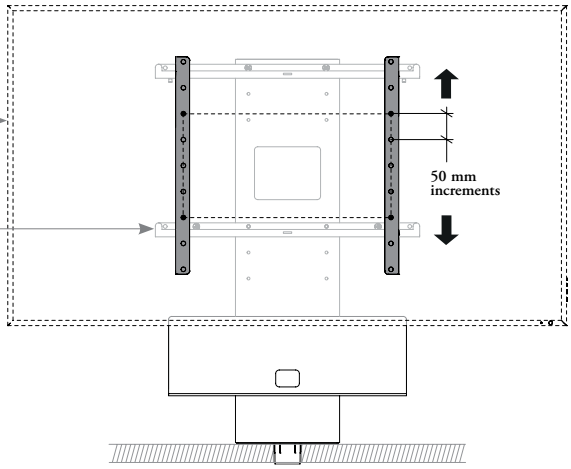

- Come with fixation holes to lock the monitor in place and to ensure the monitor is centered on the tile

planning with TV monitor mount – TV stand (continued)

TV monitor dimensions recommended

- It is recommended to install a TV Monitor smaller than the surface width
- A Metal Shelf (BCSTV) can be used with a TV Monitor

Applicable with Fixed or Height-Adjustable Meeting Peninsulas

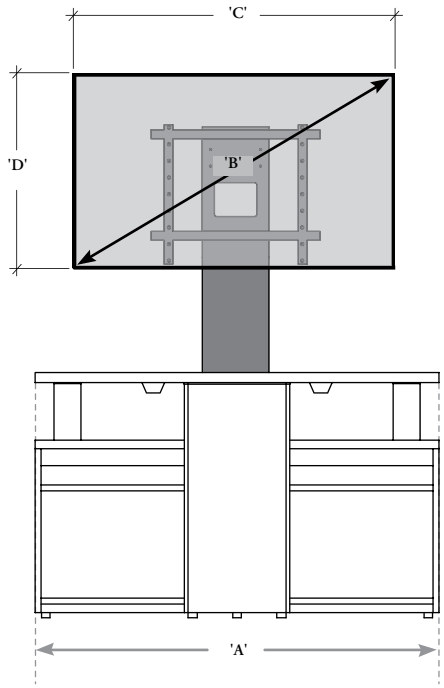

Worksurface Depth ('A')	34" - 36"	40" - 42"	46" - 48"	52" - 54"	58" - 60"
Maximum Diagonal TV Monitor ('B')	40"	43"	50"	58"	60"
Maximun TV Monitor Width ('C')	34"	37 1/2"	43 5/8"	50 5/8"	52 3/8"
Minimum TV Monitor Height ('D')	20 1/4"	20 1/4"	20 1/4"	20 1/4"	20 1/4"

- It is also recommended using a TV Monitor that has a minimum height 20 1/4", otherwise TV Stand may be visible

TV Stand applications

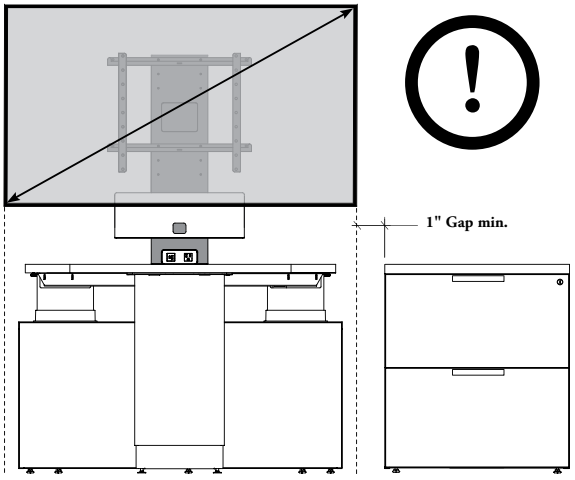

- When the TV Monitor width exceeds the surface width, always keep a 1" gap with surrounding object or furniture to avoid collision hazard

planning with TV monitor mount – TV stand (continued)

TV stand applications (continued)

TV Monitor Clearance

WARNING: When the TV Monitor width exceeds the surface width, always keep a 1" gap with surronding object or furniture to avoid collision hazard (when surface datum height is exceed)

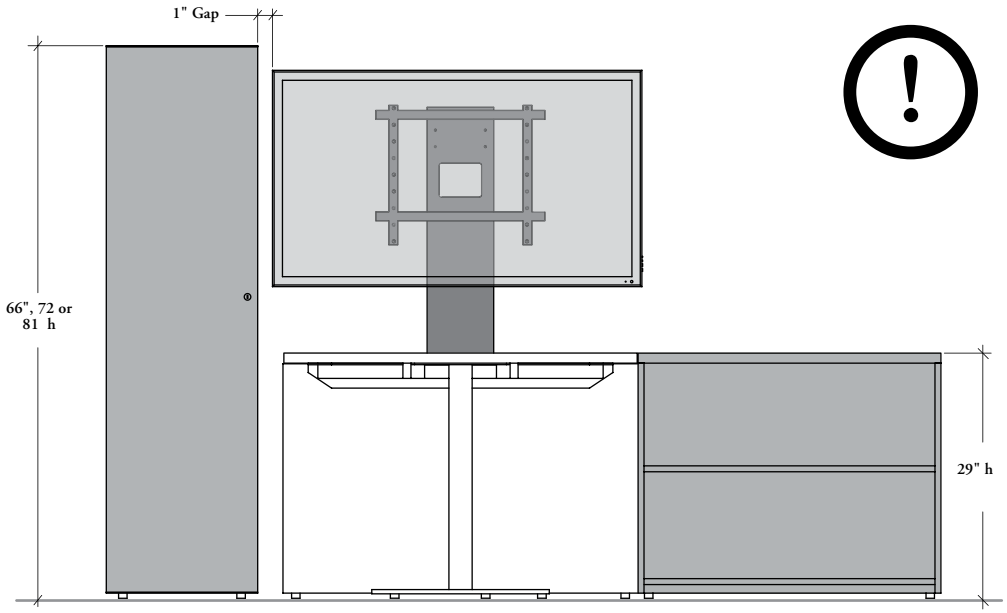

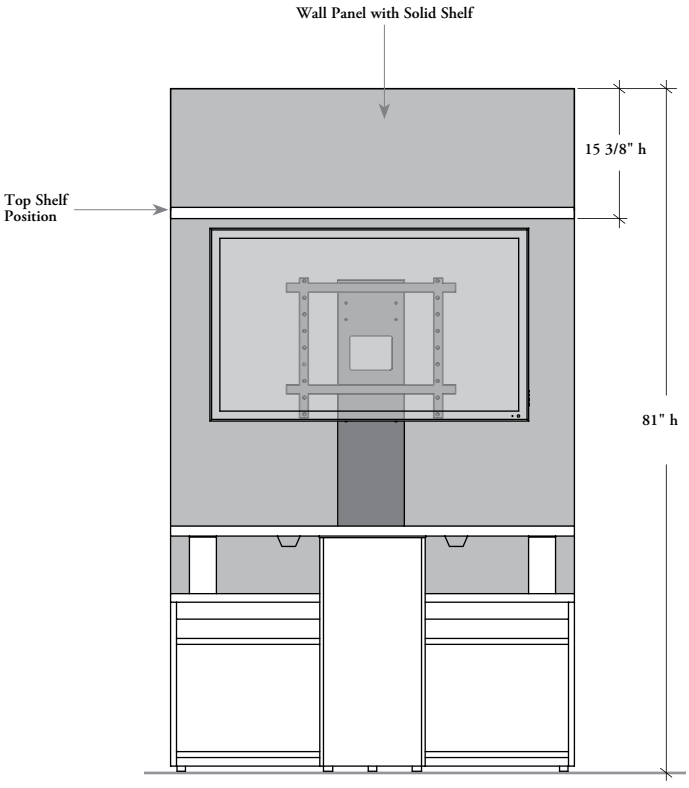

TV Stand with Wall Panel

- **LIMITATION:** When the TV Stand Ready is selected, only wall panels listed below can be used:
  - Wall Panel (B_WAA)
  - 81" high Wall Panel and 15" high Overhead Cabinet (B_WCO)
  - 81" high Wall Panel with top solid shelf (B_WOO) (Shown)
- TV size and installation height must be considered when Wall Panel for Overhead Cabinet (B_WCO) or Wall Panel for Solid Shelves (B_WOO) is used

power & data management – TV stand & metal shelf for TV stand

Expansion Casegoods offers options for adding power and communications to a workstation.

TV stand without metal shelf

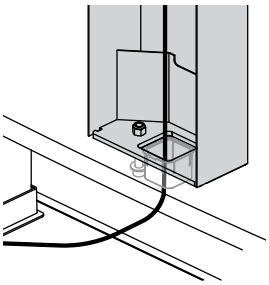

BACK VIEW

The Back Cover can be opened to route cables through the Square Grommet

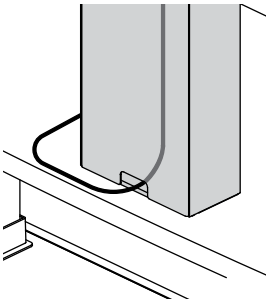

Comes with a slot on rear to route cables from the worksurface directly

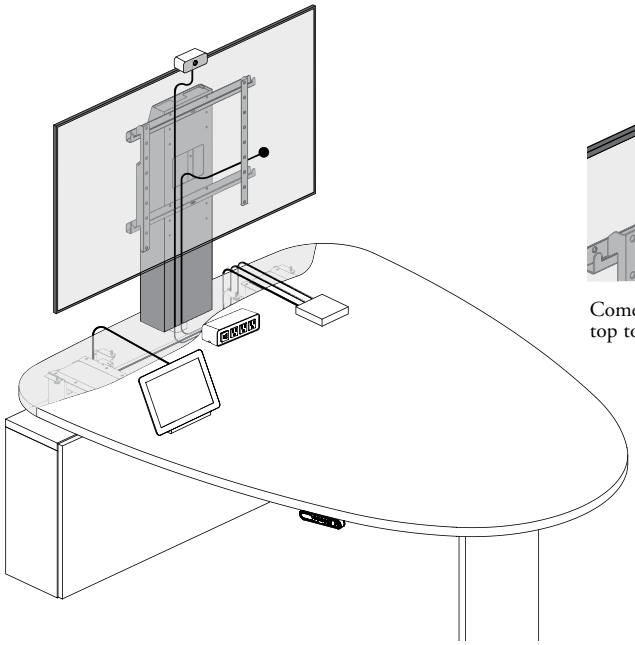

TOP VIEW

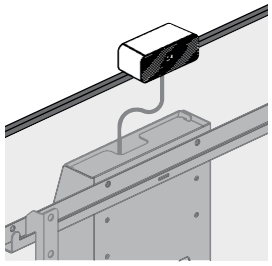

Comes with an opening on top to route webcam cable

TV stand with metal shelf

- Cable can be routed through multiple openings on the TV Stand, through the Metal Shelf (if specified) and through the worksurface on which it is mounted

BACK VIEW

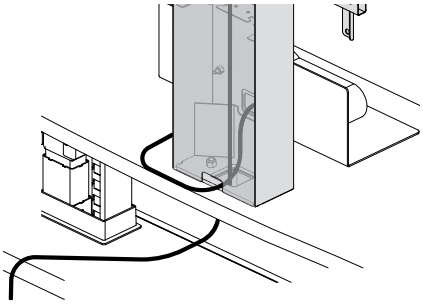

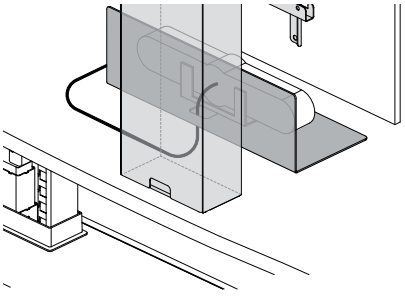

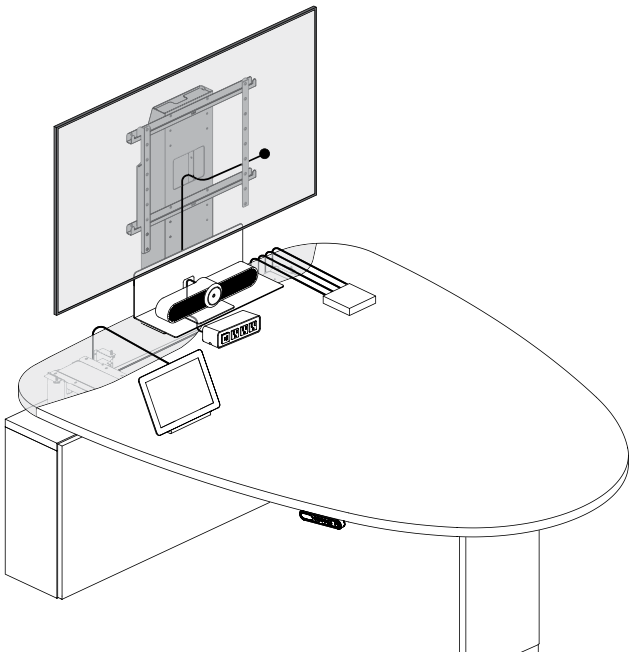

height-adjustable or fixed meeting peninsulas & media wall finishes

- All Laminate components are protected with a solid plastic edge
- For an overview of which products are offered in Flintwood finishes, refer to the Expansion Casegoods product map on Teknion's website

height-adjustable or fixed meeting peninsula finishes

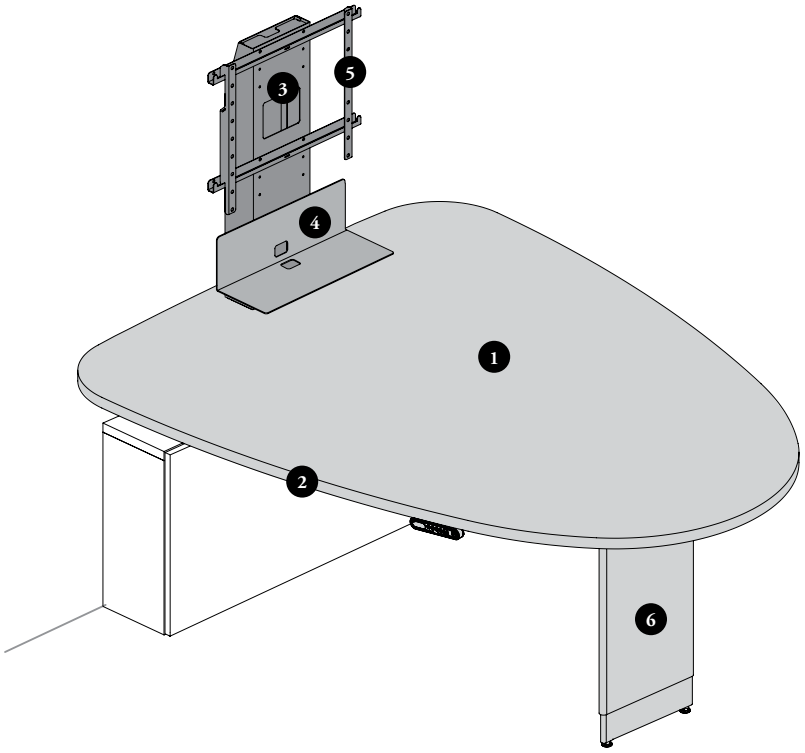

1 Worksurface
Finishes:
– Foundation Laminate
– Flintwood (No Cathedral)

2 Worksurface Edge Trim
Edge Trim Style:
– Straight Trim (3mm) (6)
– Flintwood Flat Trim (9)
– Full Knife Trim (F) (Rectangular shaped only)

Worksurface finish restrictions:

Worksurface Thickness	Worksurface Finish	Edge Trim Style	Edge Trim Finish
M 1 3/16"	Foundation Laminate	6	Edge Trim Colors*
	Flintwood (No Cathedral)	9	Match the surface color
V 1 3/16" Knife Edge	Foundation Laminate	F	Edge Trim Colors

* **Black Matte, Baltic Ply, Clay Matte and Fossil Matte are not available**

3 TV Stand – Meeting Peninsula and
4 Metal Shelf – TV Stand
Finishes:
– Foundation
– Accent
– Mica

5 TV Monitor Mount
Finish:
– Black

Square Grommet Ring
Finish:
– Grey

6 Bevel Post Leg, Blade Leg (Leg Back & Front), Monopod Base and Hardware
Finishes:
– Foundation
– Accent
– Mica

height-adjustable or fixed meeting peninsulas & media wall finishes (continued)

media wall finishes

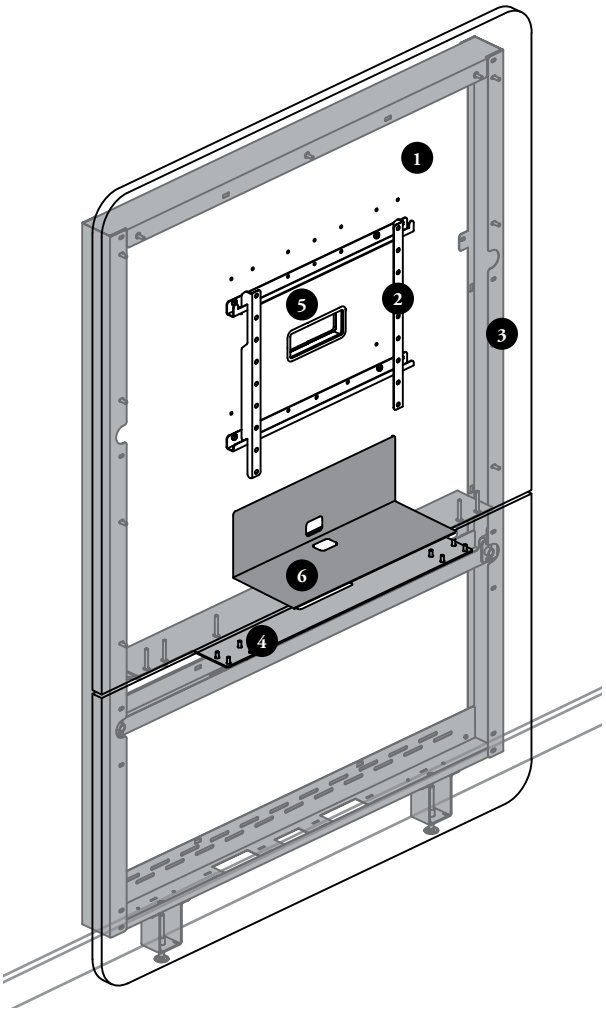

1 Media Wall
1" thickness Finishes:
– Source Laminate
– Flintwood (No Cathedral)

2 TV Monitor Mount for Media Wall
Finish:
– Black

3 Media Wall Frame
Finish:
– Foundation
– Accent
– Mica
– Coordinate Colors

4 Peninsula Brackets
Peninsula Brackets match the Frame finish

5 Cable Pass-Through Rings
Finish:
– Grey

6 Metal Shelf – Media Wall
Finishes:
– Foundation
– Accent
– Mica

height-adjustable or fixed meeting peninsulas & media wall finishes (continued)

coordinate colors listing

The Coordinate Colors are solid colors that can be used to match wood prints. They are **not** available in the Fabric and Finishes Program

• Finishes:

M8 Royal Cherry
NB Ivory Birch
NC Provincial Oak
ND Coastal Elm
NJ Notherm Ash
NN Essential Oak
NW Essential Walnut
NX Smoked Oak
PU Basalt Walnut
PZ Craft Walnut
Q6 Stainless
Q9 Mercurial Walnut
R9 Choice Maple
V1 Estate Cherry
VD Campus Oak
VV Pecan Reflect

media wall frame color coordination chart

• See below for corner extrusion color match suggestion

Flintwood Media Wall Finish		Closest Match for Frame Finish		
Code	**Color**	**Code**	**Color**	**Finish Style**
FN	Natural Pecan	NN	Essential Oak	Coordinate
NR	Sierra Flint	PZ	Craft Walnut	Coordinate
NT	Cocoa Brown Flint	73	Gilded Ash	Mica
VT	Walnut Flint	NW	Essential Walnut	Coordinate
ZB	Alpine Flint	ND	Coastal Elm	Coordinate
ZD	Malabar Flint	NX	Smoked Oak	Coordinate
ZE	Bluffs Flint	ND	Coastal Elm	Coordinate
ZF	Sparrow Flint	PZ	Craft Walnut	Coordinate
ZN	Toasted Walnut Flint	70	Sepia Bronze	Mica
ZP	Deep Walnut Flint	NX	Smoked Oak	Coordinate
ZQ	Riverstone Flint	73	Gilded Ash	Mica
5N	White Oak	VD	Campus Oak	Coordinate
5P	Poppy Seed	PU	Basalt Walnut	Coordinate
5S	Silverwash	4	Earth	Foundation
5W	Drift Oak	3	Sand	Foundation
5Z	American Walnut	NW	Essential Walnut	Coordinate

* This match suggestion is **not** close enough to be considered as tone on tone

lighting, electrics & communications

lighting, electrics & communications

LIGHTING & SUPPORTS FOR LINEAR LED LIGHT BASICS 548

POWER & DATA DISTRIBUTION 550

lighting & supports for linear LED light basics

Expansion Casegoods lighting solutions answer all task illumination needs. LED technology provide high quality lighting over the worksurface.

- All dimensions in this section are nominal
- Check local codes for potential limits or restrictions on products and local authority approval may be required prior to use
- Some jurisdictions require Resettable Breakers. Check local codes

linear LED light (BLEDD)

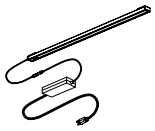

- Equipped with an energy-efficient strip of LEDs
- Available in widths 24", 36" or 48"
- The cords can be concealed in the hutch corner extrusion groove. It is managed with wire clips that route the cord to power at the access level
- Must be used with Support for Linear LED Light – Overhead (BLEDS), when mounted under a overhead cabinet (**not** included, must be specified separately)
- Must be used with Support for Linear LED Light – Wall Panel (BLEDW), when mounted on top of a Wall Panel (**not** included, must be specified separately)
- Can be used under Hutches without Support for Linear LED Light
- Linear LED Light width should match Support for Linear LED Light width
- This product includes a 216" cord length with a standard plug (0) option
- Made with 95 % of recycled material. Life expectancy of 50 000 hours
- **Finish:** Clear Anodized (AC)

supports for linear LED light

These supports maintain in place the Linear LED Light (BLEDD) on top edge of a Wall Panel or underneath a solid Overhead Cabinet

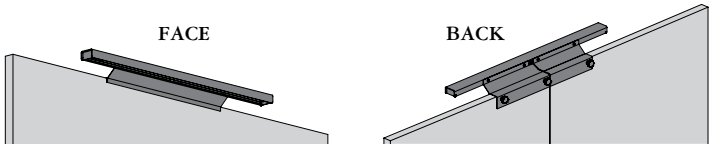

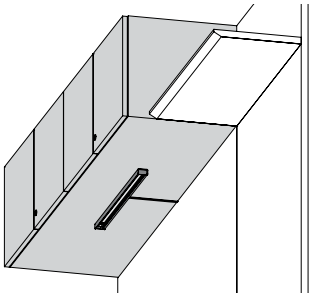

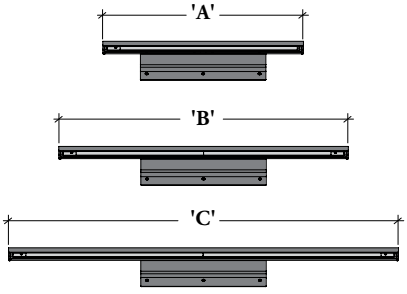

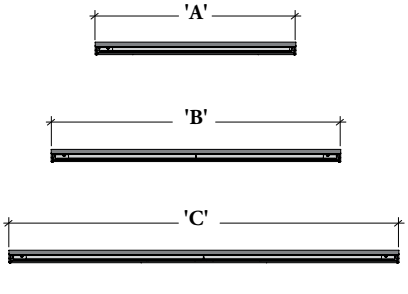

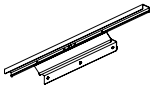

Support for Linear LED Light – Wall Panel (BLEDW)

- It can be positioned anywhere along the width of the Wall Panel
- Available in widths 24", 36" or 48"
- Width Support Size according to Width Wall Panel:
  - Use 24" wide light support (A) to use with 30" to 90" wide Wall Panel
  - Use 36" wide light support (B) to use with 36" to 90" wide Wall Panel
  - Use 48" wide light support (C) to use with 48" to 90" wide Wall Panel
- **Finishes:** Foundation, Accent or Mica colors



Support for Linear LED Light – Overhead (BLEDS)

- It can be positioned underneath a Hutch, a Standard or Double Overhead Cabinet
- Available in widths 24", 36" or 48"
- Width Support Size according to Width Overhead:
  - Use 24" wide light support (A) to use with 30" to 84" wide overhead
  - Use 36" wide light support (B) to use with 42" to 84" wide overhead
  - Use 48" wide light support (C) to use with 54" to 84" wide overhead
- The Overhead Cabinet must be specified with Linear LED Light Ready (L) option
- **Finishes:** Foundation, Accent or Mica colors

lighting & supports for linear LED light basics (continued)

supports for linear LED light – overhead applications

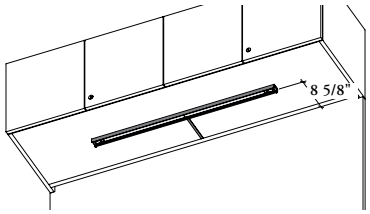

The support is undermount and installed 8 5/8" from the back of the overhead

tangent undercabinet light

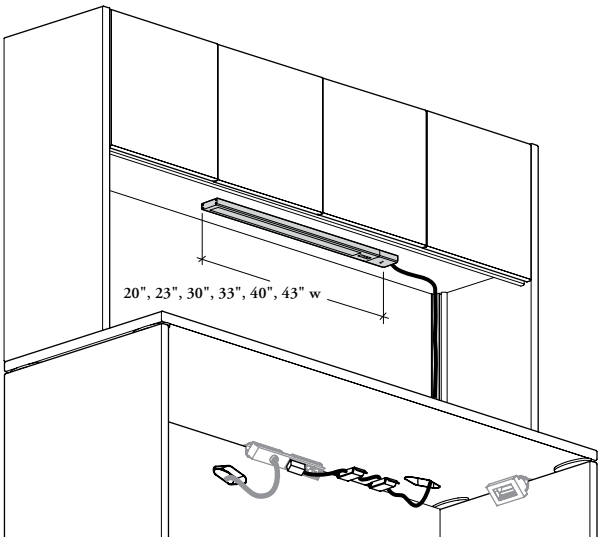

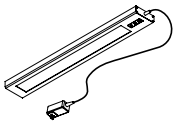

Tangent Undercabinet Light (BLYTU)

- Mounts to the underside of Hutches
- Can be mounted under the metal shelf of mounted storage, except for solid shelves, magnetic plates with wood screws are provided for non-magnetic application
- This product includes two cord management adhesive clips
- Tangent Light is compatible with controlled wall outlets
- **Finish:** Clear Anodized (AC)

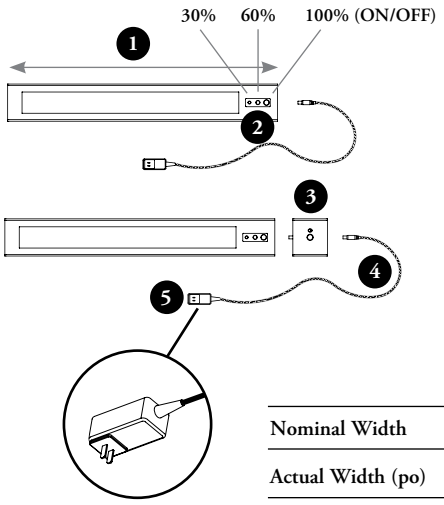

1. Light Engine width
2. Dimming Switch 100%, 60%, 30%
3. 3" PIR Occupancy Sensor (Optional)
4. 10' Cord Length
5. Power Adapter

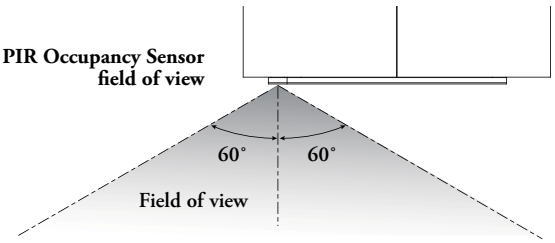

When a temperature change is detected in the field of view, the PIR shut-off timer resets to 20 minutes

Nominal Width	20"	23"	30"	33"	40"	43"
Actual Width (po)	20	20 + 2 1/2	30	30 + 2 1/2	40	40 + 2 1/2
3" PIR Occupancy Sensor	n/a	Yes	n/a	Yes	n/a	Yes
Use with Cabinet Width*	24" to 84"	30" to 84"	42" to 84"	42" to 84"	48" to 84"	54" to 84"
Luminosity (lm)	500	500	750	750	900	900
Power Consumption (w)	10	10	15	15	18	18

* See Hutch Accessory Compatibility Chart on page 243, for more details on use with hutch width

power & data distribution

Expansion Casegoods offers a wide variety of components for efficient and discrete management of electrical wiring and communication cables.

- Grommets on worksurfaces and modesty panels provide openings for routing cables
- All items listed in the section are approved for use in both Canada and the United States. If a product is to be used elsewhere, contact Teknion's Customer Service
- No daisy chain allowed with other modules
- Each power module can support 15A. For more details, refer to local electrical code

Plug-In Power Bar (BLPP)

- Four Mounting Configuration are available:
  - No Mouting Hardware (N)
  - Desk Mounted with Wire Clips (D)
  - Height-Adjustable Mounted with Wire Clips (H)
  - Worksurface Mounted with Cable Tray and Wire Clips (W)
- This product includes, when specified, one power bar, adjoining clips, single wire management clips and/or cable tray
- **Adjoining Clips and Single Wire Management Clips:** Can be placed anywhere along 1/4" gap between the worksurface and the support or modesty panel
- Installs under a worksurface and provides a 3-wire system. It can be used to connect up to four pieces of electrical equipment
- This product includes a 72", 120" or 180" cord length
- Plugs directly into standard receptables
- Features a flat 45° plug that enables placing furniture closer to the wall
- **Finishes:** The power bar is finished in Clear Anodized. The single wire management clips, adjoining clips and cable tray are finished in Black only

Mounting Configuration Kits

The number of the Single Wire Managament Clip varies, refer to product pages for details

No Mounting Hardware (N)

Comes alones and be placed anywhere under a worksurface

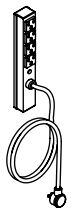

Desk Mounted (D)

Wire Adjoining Clip and Single Wire Management Clips are included with Power Bar

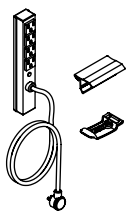

Height-Adjustable Mounted (H)

Bracket and Single Wire Management Clips are included with Power Bar

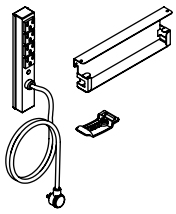

Worksurface Mounted (W)

Cable Tray and Single Wire Management Clips are included with Power Bar

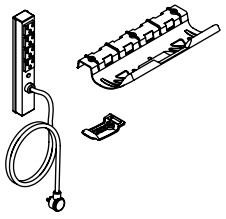

power & data distribution (continued)

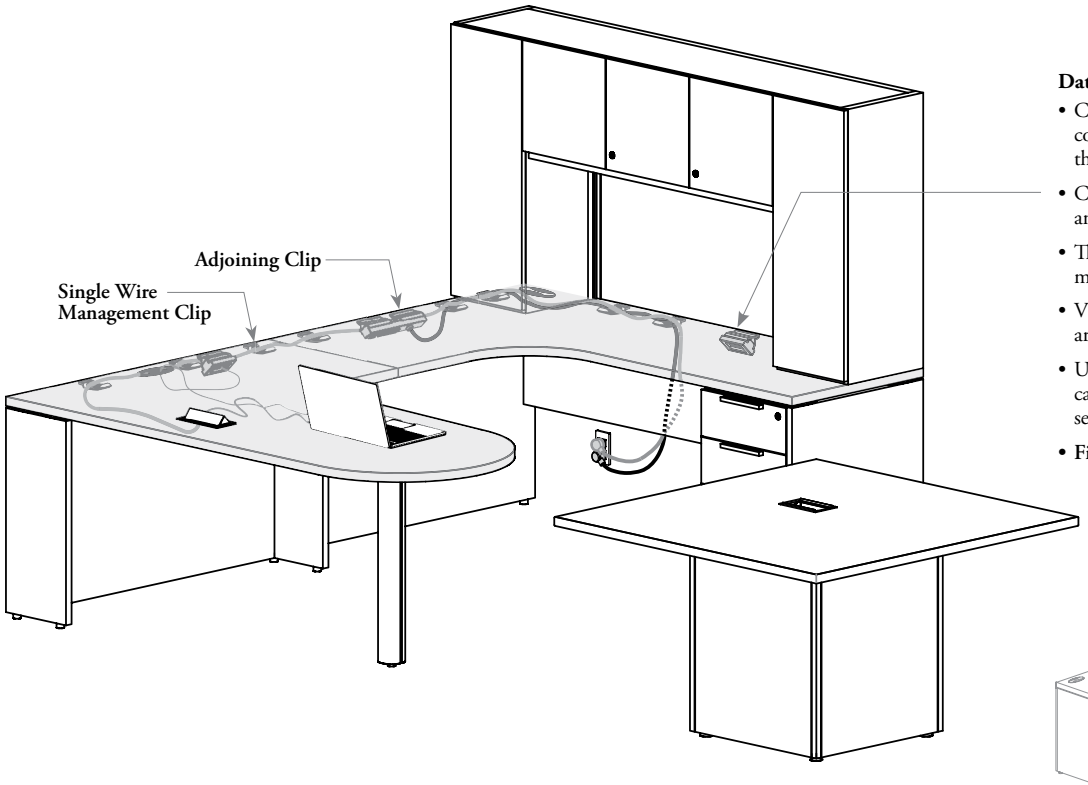

Desk Mounted Application (D)



Data Box (BLDB)

- Conceal voice/data and communication connectors under the worksurface
- Comes with one adjoining clip and one data box
- The communication opening measures 69 mm x 35 mm
- Voice/Data faceplates and jacks are **not** included
- USB/Data Faceplate Kit (BLAO) can be installed and specified separately
- **Finish:** Black

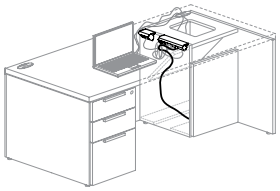

Executive Preconfigured Desks

The bottom of each pedestal is opened for floor feed application

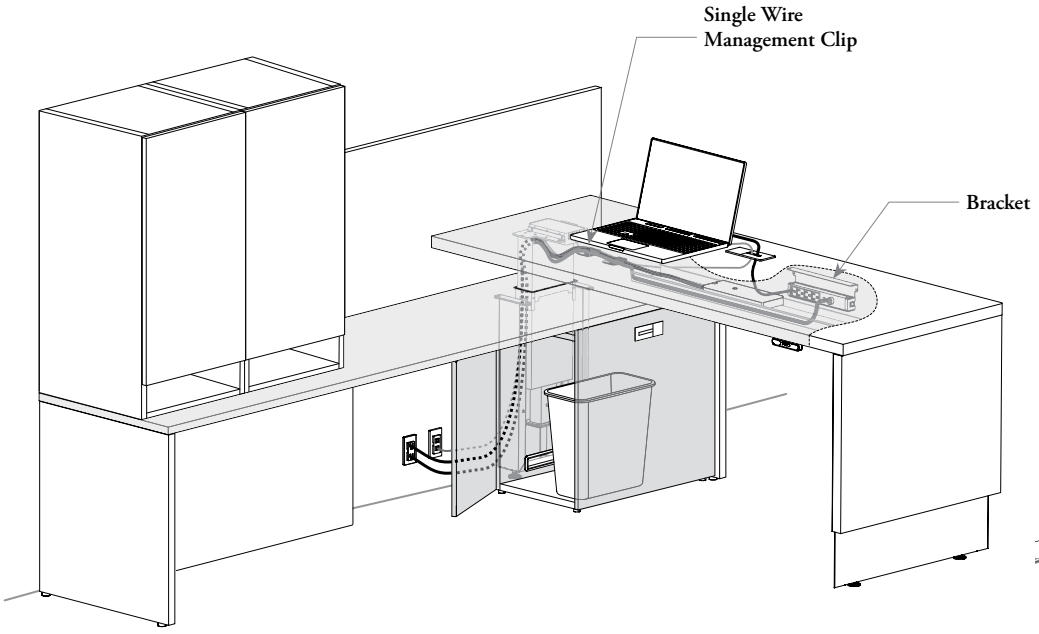

Height-Adjustable Mounted Application (H)

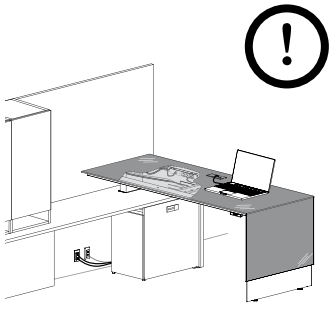

Height-Adjustable Run-Off with Glass Top must be specified No Mounting Hardware (BLPPN) configuration

power & data distribution (continued)



Dual Wire Management Clips (BLDWC)

- Manage and conceal wires under the worksurface
- The Dual Wire Management Clips can be screwed under the worksurface at the desired location
- **Finishes:** Silver Grey Coordinate



Single Wire Management Clips (BLWC)

- Manage and conceal wires under the worksurface
- These clips can be attached anywhere along 1/4" gap between the worksurface and the support or modesty panel
- **Finish:** Black



Power/Data Center (BLMC)

- Opens up through the worksurface to provide power, data and USB access. It retracts to allow use of the entire worksurface
- The USB-A port always supplies 10 Watts maximum at 5 Volts DC when use combined
- This product includes a 72" or 120" cord length
- Must be field-installed as per template included
- Voice/Data faceplates and jacks are **not** included and must be field supplied and installed
- Plugs directly into standard receptables
- **Finishes:** Ebony (52) and Soft Gris (26)

Power Simplex Receptacle	USB	Communi-cation Opening	Configu-ration
2	2	1	**221**
3	0	1	**301**

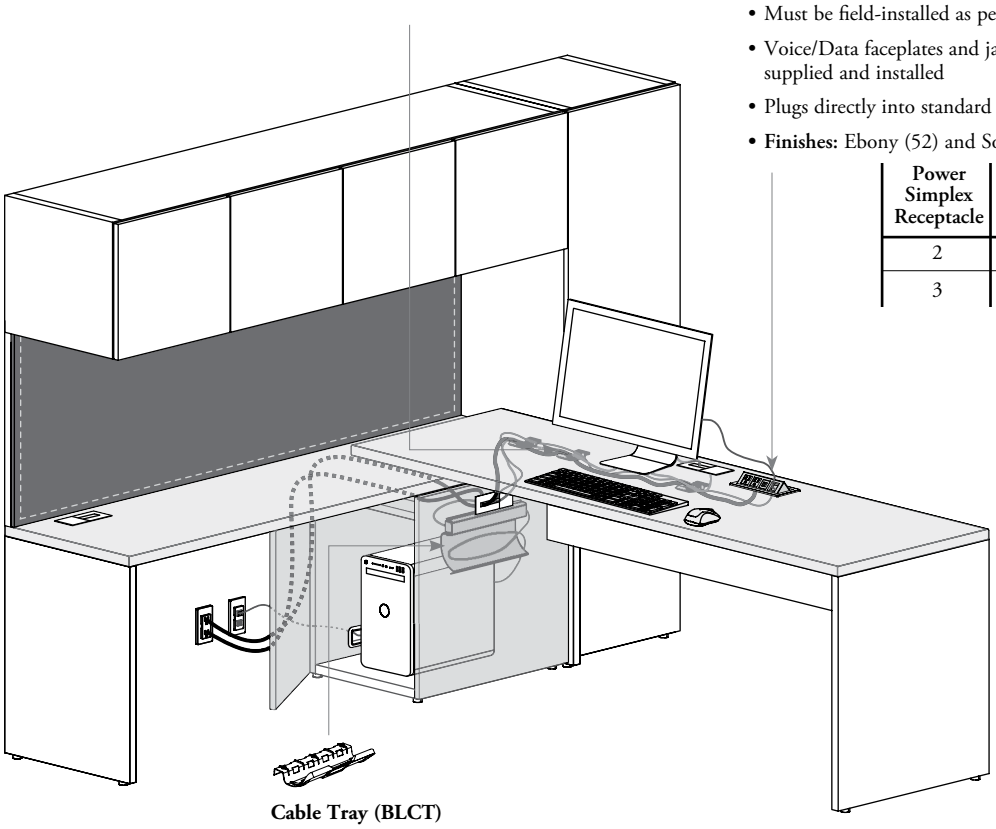

Cable Tray (BLCT)

- Is mounted below any worksurface to manage cables coming from the worksurface level
- Allows installation of Plug-In Power Bar – No Mounting Hardware (BLPPN) only
- **Finish:** Black

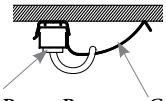

Plug-In Power Bar **Cable Tray**

Power Modules also available:

- Used with Meeting Tables only to supply access to electrics
- **Cannot** be used on Expansion Casegoods desks
- A template is included allowing to cut Solid worksurface on-site, except for tables with Blade Star Base
- Plugs directly into standard receptables, except Linear Power Module can also be used with Hard Wire Base Feed

- For more details on these Power Modules, refer to the following pages



Power Pill (BLEPP)



Linear Power Module (BLELP)

- Hard Wire Base Feed Configuration (H) **cannot** be used with height-adjustable worksurfaces

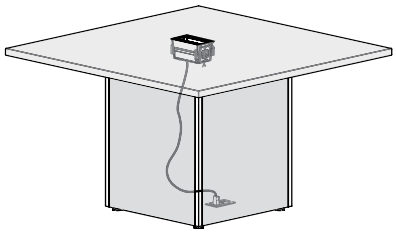

power & data distribution (continued)

The Power Qube is a 3-wire alternative to provide power/communication/USB charging above worksurfaces.

- The product below can be specified separately
- Power Qube must be plugged into a wall outlet
- **Not** all power cord lenghts, plug types and configurations are available. Refer to individual product pages for details





Plug-In (A) (Canada/U.S.A.)

OR



IEC Connector (C) (Canada/U.S.A.)

Power Qube (BEEPC)

- Provides power, data or USB charging access above worksurface
- Alternative for Height-Adjustable with Solid Top, compare to wall panel with power and data
- Voice/Data jacks are **not** included and must be field supplied and installed
- Each USB Outlet has one USB-A port and one USB-C port for charging only
- The USB-A port always supplies 10 Watts maximum at 5 Volts DC when used alone
- **Standard USB-C Capacity (S):**
  - The USB-C port supplies 18 Watts maximum at 5 to 12 Volts DC when used alone
  - Maximum combined output is 15 Watts when both ports are used together: 5 Watts for USB-A port and 10 Watts for USB-C
- **High USB-C Capacity (H):**
  - The USB-C port supplies 65 Watts at 5 to 20 Volts DC when used alone
  - Due to limitations with transformer design, the maximum combined output is 30 Watts when both ports are used together: 10 Watts for USB-A port and 20 Watts for USB-C port
  - This reduced output in dual port mode **will not** support charging of laptops or quick charging of some phones/tablets that require more than 5 Volts DC
  - The USB-C port will charge laptops up to 65 Watts and support Quick Charge when used in single port mode
- Square Cut-Out Mounting Option (Q) and all Quad Configurations **cannot** be specified with 60" wide and less Rectangular Worksurfaces
- Plug-In (A) Connector is plugged directly into standard receptable outlets
- IEC Connector (C) is plugged directly into the Integrated Power Bar with IEC Outlet of Height-Adjustable Worksurface only. Reduces the cable management underneath the worksurface and also removes the cable management outside the worksurface
- For more information about IEC Connector option (C), refer to One Table One Plug Application Guide in Complement: Teknion's Ergonomics & Accessories Programm
- This product includes 48", 72", 120" or 180" power cord length
- Simplex outlet finish to be Soft Gris
- Power cord is a grey cloth covered type
- **Finishes:** Case and Front Finishes are available in Foundation, Mica and Accent colors
- Two mounting options are available

Square Cut-Out (Q)

- Fits into Square Grommet Ring on Standard Solid Top (D, M, X) and a twistable attachment ring allows to tight the Qube casing between the top and bottom worksurface. The Square Cut-Out mounting option must be specified on worksurfaces for installation
- Can also be field installed using the template and grommet ring of the Square Grommet (ordered separately)
- Permanent equipment cords can pass through the square cut-out using the side slot

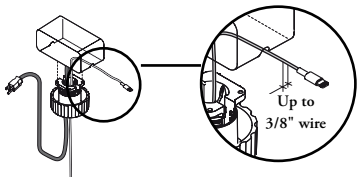

Desk Edge Clamp (D)

- A Power Qube with Desk Edge Clamp option can be installed on height-adjustable worksurface, including the Wall Panel side
- A Desk Edge Clamp Power Qube **cannot** be installed in modular desk 1/4" gap.
- When planning with High Secondary Desk, edge-clamped power Qube **cannot** be mounted above the secondary desk



Clamp-On Markerboard, Fabric or Felt Screen



Dual Power Qube (D)



Quad Power Qube (Q)

Configuration	D101N	D120S**	D200N	Q202N	Q221H*	Q221S**	Q240S**	Q320H*	Q320S**
Power Simplex Receptacle	1	1	2	2	2	2	2	3	3
USB	0	2	0	0	2	2	4	2	2
Communication Opening	1	0	0	2	1	1	0	0	0

* **H** = High USB-C Capacity
** **S** = Standard USB-C Capacity

power & data distribution (continued)

The following should be considered when planning with Power Pill.

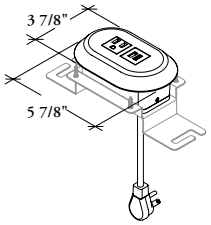

Dual Outlets Module

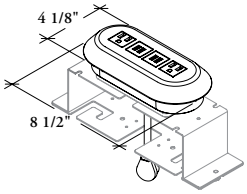

Quad Outlets Module

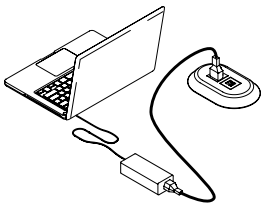

Power Pill Details

- Provides above worksurface power and USB access
- USB-A Output: 5VDC (10 Watts)
- Available in Anthracite (68), Crisp Grey (25) or Platinum (60)
- The brackets is always finished Greystone
- When Anthracite (68) finish is specified, outlets default to Black
- When Crisp Grey (25) or Platinum (60) finish is specified, outlets default to White
- The Power Pill is available in four power configurations and two sizes that are predetermined depending on the cut out specified



Quad – 3 Power/ 2 USB (D320) | **Quad – 2 Power/ 4 USB (D240)** | **Dual – 1 Power/ 2 USB (D120)** | **Dual – 2 Power/ 0 USB (D200)**

- Are **not** included with each tables, refer to Meeting Table Configurations & Supports Chart in previous section for more details

module configurations

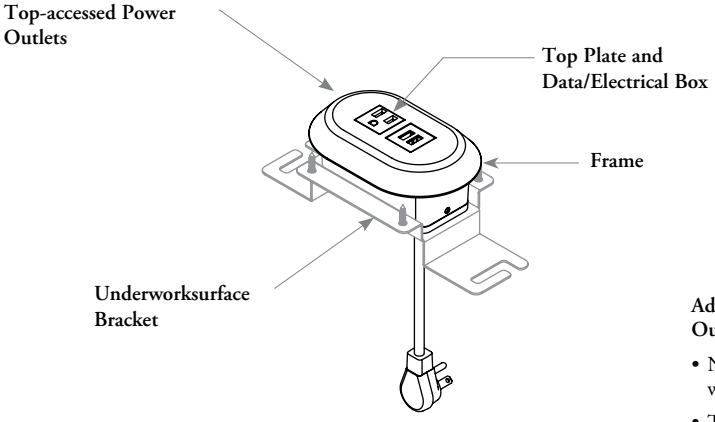

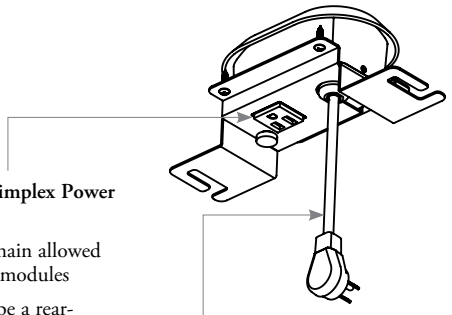

Additional Simplex Power Outlet

- No daisy chain allowed with other modules
- There will be a rear-facing power receptacle on the underside of the worksurface
- **Not** available with Quad Outlets Module Configurations

Power Cord is 120" or 180" long with 3-prong straight plug

module orientation in table

Module Position

As cut out in table for Power Pill is 4 5/8" by 2 1/4" or 7 3/4" by 3 1/4" pill, unit may be oriented in 1 of 2 directions

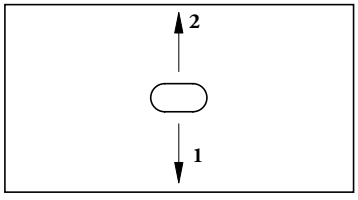



- When a Quad Outlets Power Pill is used, a 0" to 3/8" gap for cable routing is allowed. No gap when a Dual Outlets Pill is specified

power & data distribution (continued)

The following should be considered when planning with Linear Power Module.

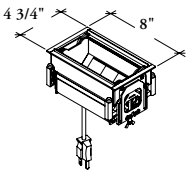

Compact 8" Configuration

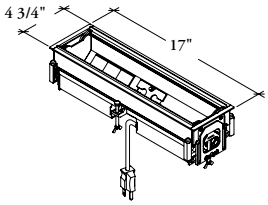

Standard 18" Configuration

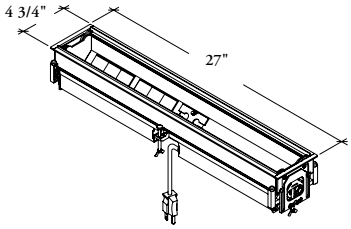

Extended 28" Configuration

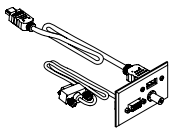

Faceplates (BLECF)

- Can be installed directly on rectangular communication/data opening of the Linear Power Module (BLELP) only
- Are **not** compatible with Compact 8" configuration (C0220 or C0300)
- **Finish:** Grey
- Three configurations are available:

Audio Video Interface (A)

– One HDMI with 36" patch cord attached

– One 15pin VGA with 60" patch cord attached

– One Mini Stereo Inline F/F



Dual Data (B)

– Two RJ-45 Cat6 data jack



Quad Data (C)

– Four RJ-45 Cat6 data jack

Linear Power Module Details

- Provides above worksurface power, USB access and Media Connections
- Each USB Outlet has one USB-A port and one USB-C port for charging only
- The USB-A port always supplies 10 Watts maximum at 5 Volts DC when used alone
- The USB-C port supplies 18 Watts maximum at 5 to 12 Volts DC when used alone
- Maximum combined output is 15 Watts when both ports are used together: 5 Watts for USB-A port and 10 Watts for USB-C port

Finishes:

- **Door & Case** are finished in Foundation or Mica colors
- **Frame** is finished in Foundation, Accent or Mica colors
- **Outlets** are finished in Soft Gris
- The Linear Power Module is available in six power configurations and three sizes that are predetermined depending on the cut out specified

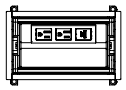

Compact 8"–
2 Power/2 USB/0 Media
(C0220)

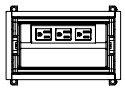

Compact 8"–
3 Power/0 USB/0 Media
(C0300)

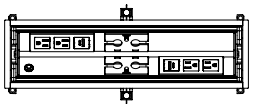

Standard 18"–
4 Power/4 USB/2 Media
(S0442)

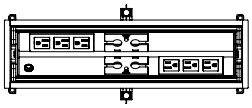

Standard 18"–
6 Power/0 USB/2 Media
(S0602)

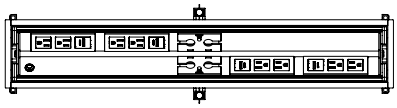

Extended 28"–
8 Power/8 USB/2 Media
(X0882)

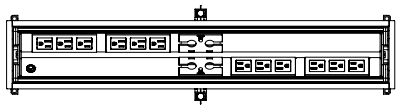

Extended 28"–
12 Power/0 USB/2 Media
(X1202)

- Are **not** included with each tables, refer to Meeting Table Configurations & Supports Chart in previous section for more details
- Media Faceplates (BLECF) are not included and can be installed and specified separately

module configurations

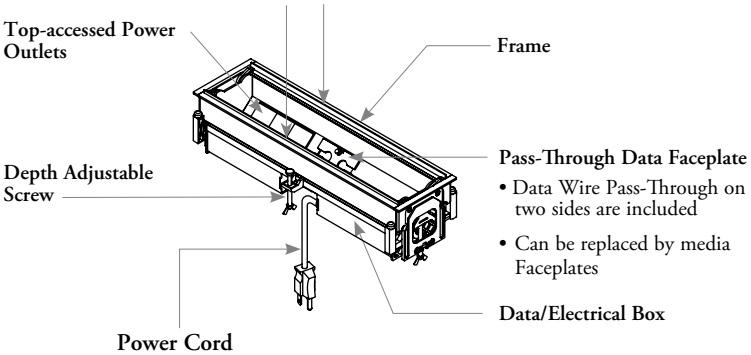

Pass-Through Data Faceplate

- Data Wire Pass-Through on two sides are included
- Can be replaced by media Faceplates

- Are available with 72" or 180" long with 3-prong straight plug (P) (Shown)
- Are available with 72" long Hard Wire Base Feed (Single Circuit) (H) (**Not** available with Compact 8" Configuration only)
- Hard Wire Base Feed (H) can only be used on Fixed-Height Meeting and Conference Tables

Module Position

As cut out in table for Lateral Power Module is 4 1/2" by 7 7/16", 4 1/2" by 16 1/2" or 4 1/2" by 26 5/8" linear, unit may be oriented in 1 of 2 directions

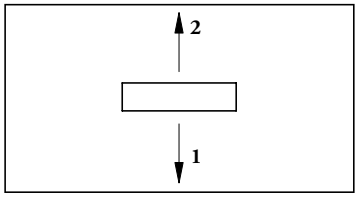

power & data distribution (continued)

The following should be considered when planning with electrical components on a Height-Adjustable Worksurface to be plugged on wall outlet.

- Longer cord is required when specifying electrical accessories on a Height-Adjustable Worksurface since 51" of cord will be needed to allow up and down movement. Therefore electrical cord length should be specified as follow:
  - Length needed to reach Height-Adjustable Mechanism from wall outlet + 51" (required for up and down movement) + Length needed to reach accessory position on worksurface = minimum cord length required

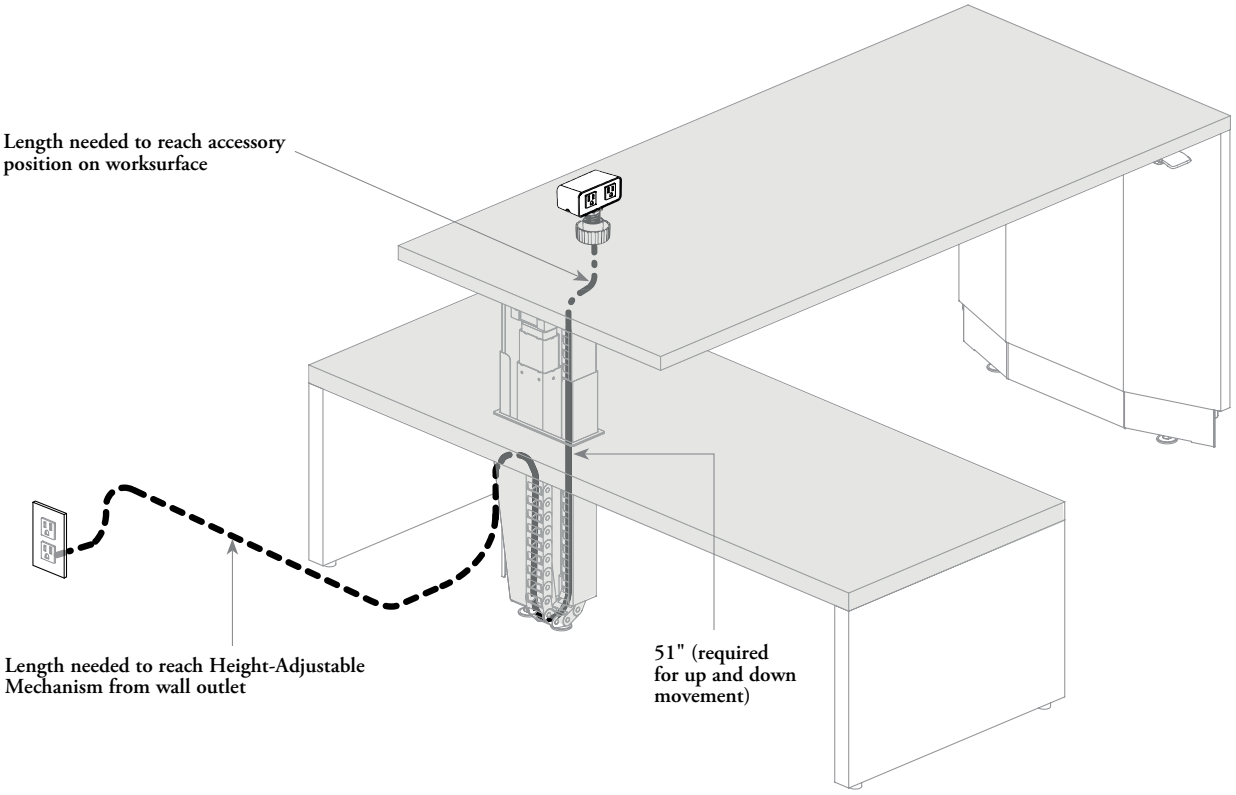

power & data distribution (continued)

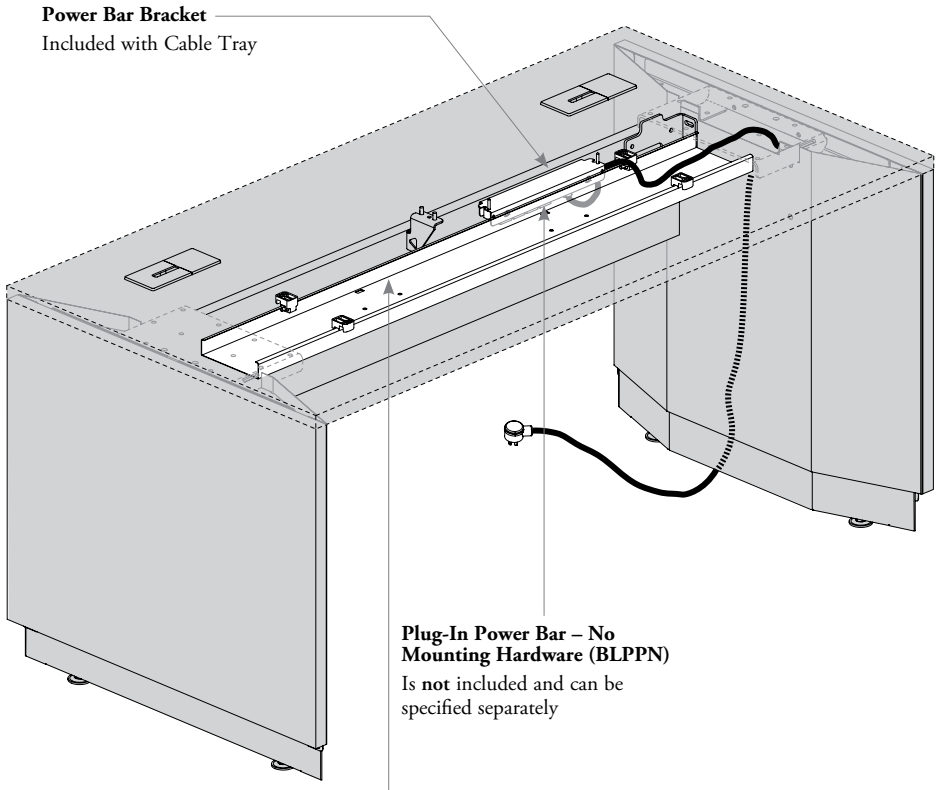

Power Tray (BLEPT)

- Is mounted below any worksurface (solid or glass) to manage cables coming from the worksurface level
- Comes with a power bar bracket that allows installation of Plug-In Power Bar – No Mounting Hardware (BLPPN) only
- Provide 5/8" gap between the worksurface and tray to insert the fingers for opening tray
- If needed, the Electric Control Box for Height-Adjustable Mechanism can be inserted inside the Power Tray

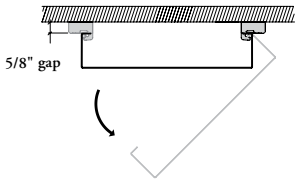

Finishes:

- Tray is available in Foundation, Mica or Coordinate Colors
- Clips are finished in Soft Gris (B)
- Power Tray width depends on products and supports and/or secondary desk selected:

Examples:

With 72" Table/Fixed-Height Desk
(Worksurface Width minus Supports Dimensional)

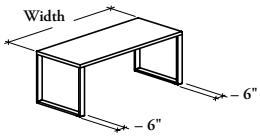

With 72" Run-Off with Glass Top – High Secondary Desk
(Worksurface Width minus Support and Secondary Desk Dimensional)

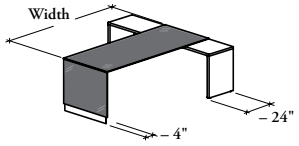

Product Description	Worksurface Width	Support and/or Secondary Desk Dimensional
Table/Fixed-Height Desks (Multi-Level Workstation Products)		
Table/Fixed-Height Desks (B_MDWO, B_MDWF, B_MFWO or B_MDWB) or Desks for U-Shape Configuration (B_MDG or B_MDS)	54" to 90"	– 12"
On High Secondary Desks Products		
Run-Off Worksurface (B_MHH), Run-Off with Glass Top (BGMTH) or Overlapping Bridge (B_MBH)	60" to 90"	– 30"
On Low Secondary Desks Products		
Run-Off Worksurface (B_MPL), Run-Off with Glass Top (BGMTL), Overlapping Bridge (B_MBL) or Worksurfaces with End Support (B_MPG, B_MBG)	60" to 90"	– 12"

With 72" Run-Off with Glass Top – Low Secondary Desk
(Worksurface Width minus Support and Secondary Desk Dimensional)

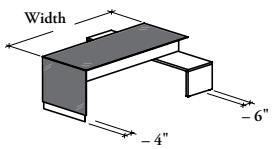

power & data distribution (continued)

This component can be installed to run cables from the floor to the Meeting Tables.

The product below can be specified separately

wrap around capacity

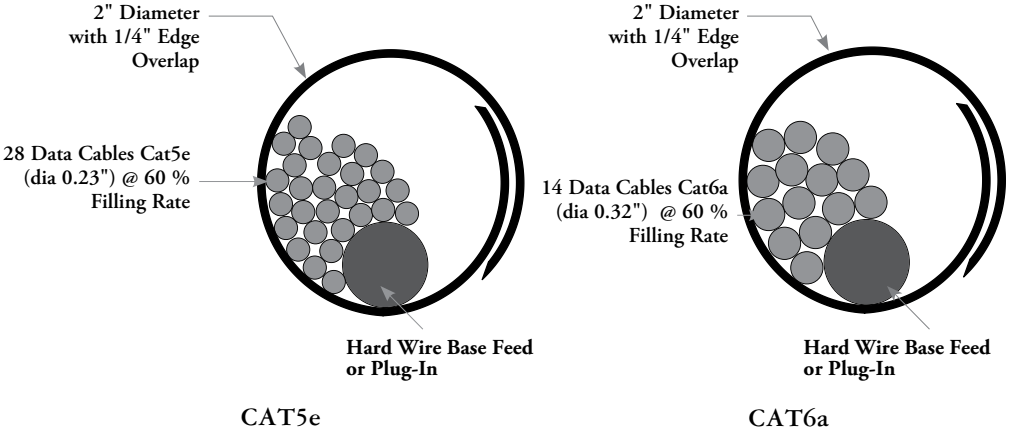



Wrap Around Cable Manager (BLWAC)

- Fixed-Height Table configuration (FF) has also a diameter of 2" and is 29" long. It allows routing plug-in cable from underside of a worksurface to the floor (Shown). Can also routing Hard Wire Base Feed/Data cables coming from the floor to the underside of a worksurface
- Height-Adjustable Table – Standard Range 28" to 43" h configuration (HS) has a diameter of 2" and is 43" long. It allows routing plug-in cable from cable tray of a Height-Adjustable Meeting Table to the floor.
- **Finishes:** Black (B) or Grey (G)

fixed-height configuration (FF)

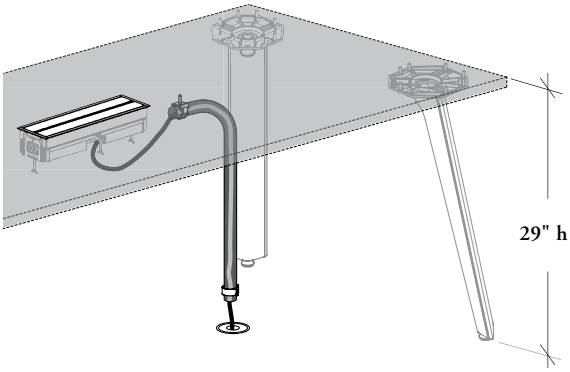

height-adjustable configuration (HS)

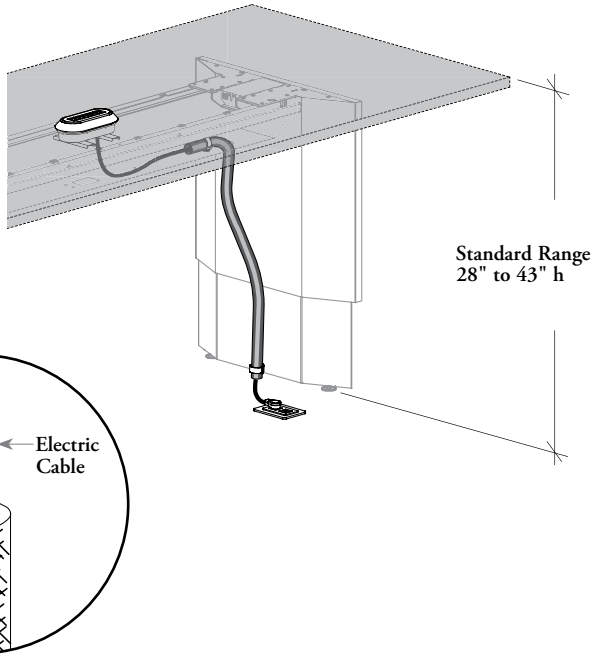

power & data distribution (continued)

This component can be installed to run cables from the floor to the Meeting Tables.

- Check local codes for potential limits or restrictions on products and local authority approval may be required prior to use
- **Not** intended to be used in corridors or circulation paths, the product is designed for low traffic area like meeting room

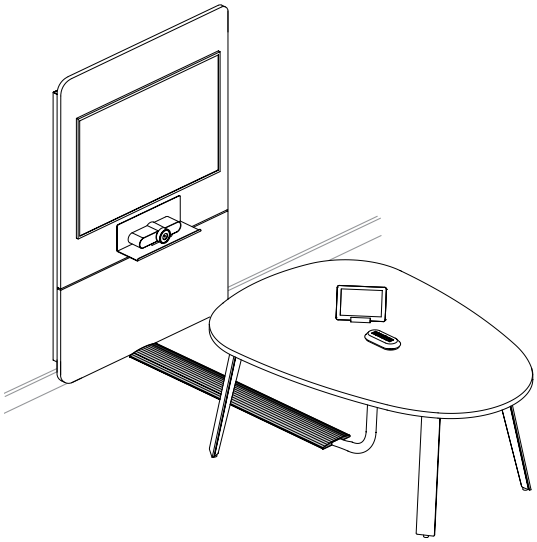



Floor Cable Cover – Meeting Table (BLFCM)

- The Floor Cable Cover offers a secure way to route cables on the floor from the power source to the meeting table
- Widths available: 36" to 96" (1" increments)
- Offers flexibility when the power source location is separated from the furniture layout
- Comes with Velcro® and mounting holes to ensure the fixation on a variety of flooring style
- **Finishes:** Clear Anodized (AC), Foundation, Accent or Mica color

floor cable cover components

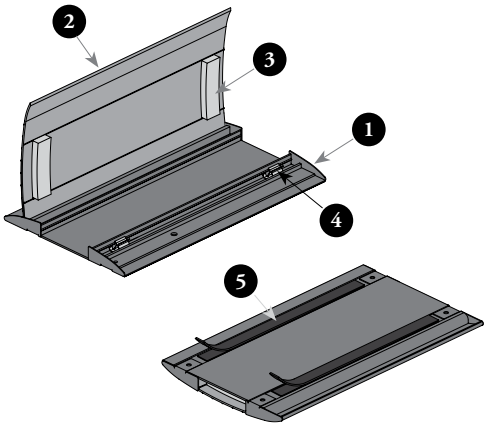

1. **Base Section** will be fixed to the floor and organizes the cable
2. **Top Cover** is hinged to allow access to the cables
3. **Foam Tape** offers protection to the cable at the end of the Floor Cable Cover and also help keeping the cables securely in place
4. **Metal Clips** allow the base and top cover to maintain in the close position
5. **Underside Velcro®** allow the product to be fixed to a multiple type flooring. Use the appropiate combination of male and female Velcro® depending on the flooring material. Mounting holes are also available to use screws (**not** included)

power & data distribution (continued)

floor cable cover capacity

- This cover allows routing power and data cables. It can also run audio and video cables to the meeting table
- A Hard Wire Base Feed **cannot** be routed from power module or power hardness
- Routed inside the Floor Cable Cover

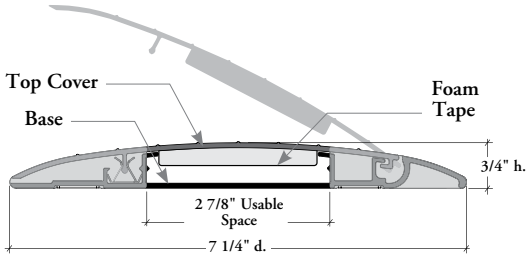

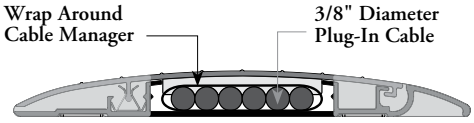

6 plug-in cables

The Floor Cable Cover has a capacity of 6 plug-in cables (up to 3/8" diameter each) when used in combination with the Wrap Around Cable Manager (BLWAC)

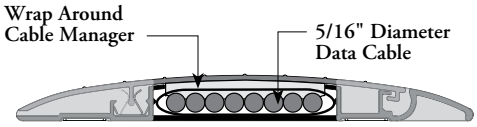

8 data cables (CAT6a)

The Floor Cable Cover has a capacity of 8 data cables (up to 5/16" diameter each (Cat6a)) when used in combination with the Wrap Around Cable Manager (BLWAC)

planning with floor cable cover

- The Floor Cable Cover is offered at every inch, up to 96". To specify the exact length, refer to the floor plant in the specification software
- Depending on the type of meeting room and the where the electricity need to go, the length of the Floor Cable Cover may vary

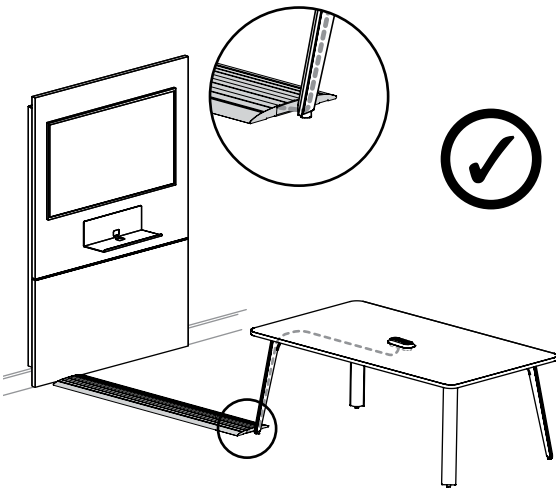

Run to a Table Leg

- Use where the cables can route in the leg of the table. Worksurfaces with Blade Legs, Blade T-Legs, Workshop Legs or Blade Star Base
- For cable management inside a leg or base, refer to page 492 for more detail

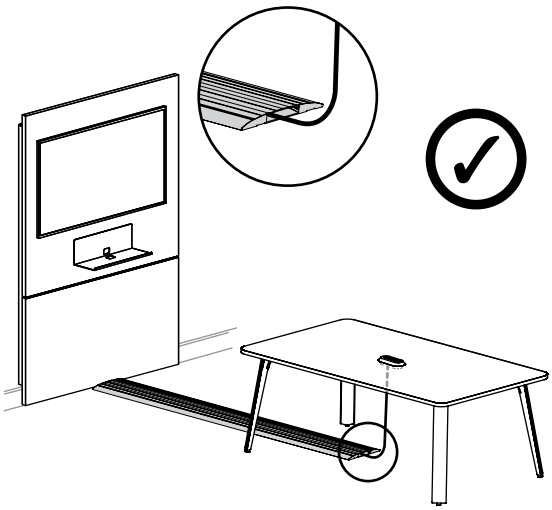

Run to the Center of the Table

Use where the cables start from the floor directly to the power module in the center of the tables

power & data distribution (continued)

planning with cable cover (continued)

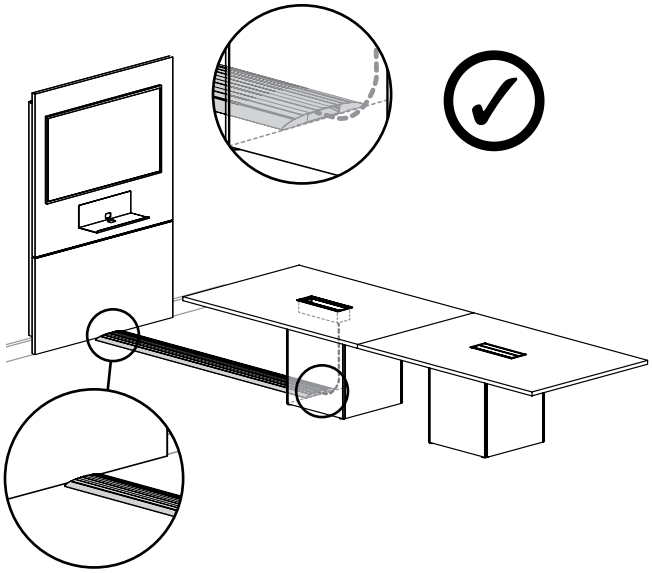

Run to a Table Base

- Use where the cables can route in the base of the table to the power module. Worksurfaces with Panel or Square Bases or Height-Adjustable Bevel Bases
- For cable management inside a Panel or Square Base or a Height-Adjustable Panel or Bevel Base, refer to page 491 for more detail

NOTE: It is recommended to not run the Floor Cable Cover **under** the Media Wall or Metal Table base. It will **not** open properly

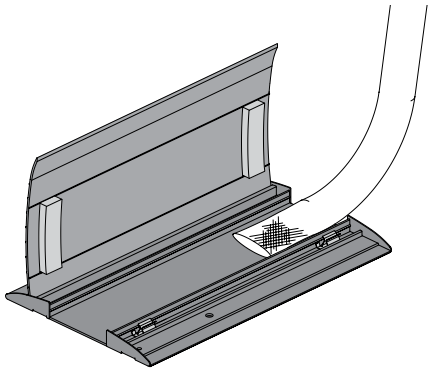

Floor Cable Cover with Wrap Around Cable Manager

A Floor Cable Cover can be used in combination with Wrap Around Cable Manager (BLWAC) to manage cable from Floor Cover to Worksurface

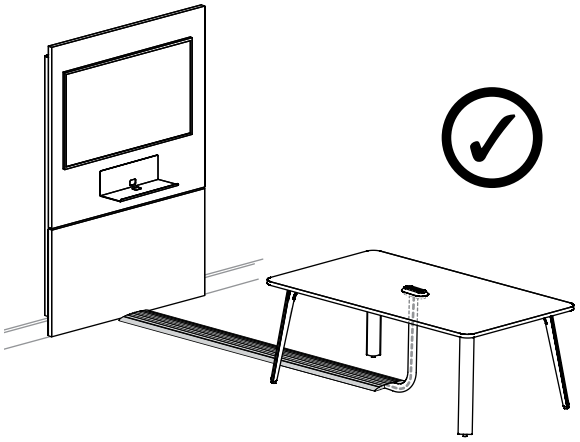

It is recommended to use the Wrap Around Cable Manager when the cables are exposed, like in the case of the cable is going straight from the cover to the worksurface



The Wrap Around Cable Manager is **not** necessary when cables are completely out of range from the user, like when the cables pass through a table base

power & data distribution (continued)

- Can be specified separately on worksurfaces or wall panels (if applicable)
- Can also be specified as an option on worksurfaces or wall panel. The surface will come with pre-drilled holes for easy installation on-site



Duo Grommet – Square (BLGQX)

- All surfaces with Square Cut-Out are ready to receive a Square Grommet if needed
- Cover can be locked in place with wood screws (not included)
- **Finishes:** Cover and rings are available in Foundation, Accent or Mica colors

Duo Square Grommet Application

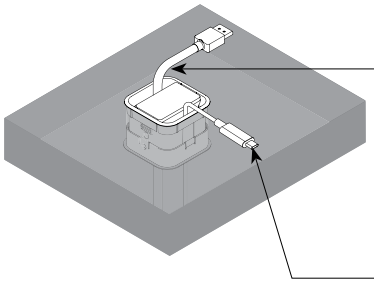

Thicker Cables

- Section for:
  - HDMI Cord
  - Power Cord
  - Data Cable
- Capacity of four cables (Ø 6 mm to 10 mm min.)

Smaller Cables

- Section for:
  - USB-A or USB-C
  - Apple Lightning Cable
- Capacity of five cables (Ø 3 mm to 6 mm max.)

Design to accommodate three thicknesses:

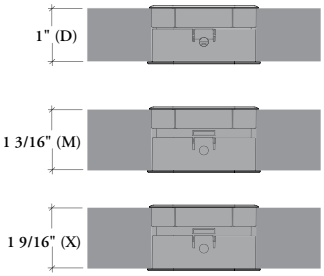

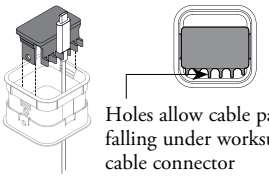

Holes allow cable passing but avoid falling under worksurface by retaining cable connector

They are interchangeable between them



Rectangular Grommets (BLGC)

Finishes:

- Cover finish is available in Foundation, Accent or Mica colors
- Rectangular Grommet Ring is finished in Ebony only
- **Rectangular Grommet Applications:**

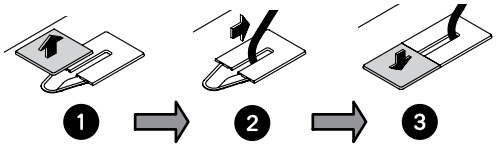



Elliptical Grommets (BLGE)

- Are available in the same styles/thicknesses (D, M, X) than the worksurfaces
- **Finishes:** Foundation, Mica or Source Laminate (Wood Prints only colors)

power & data distribution (continued)

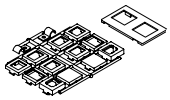

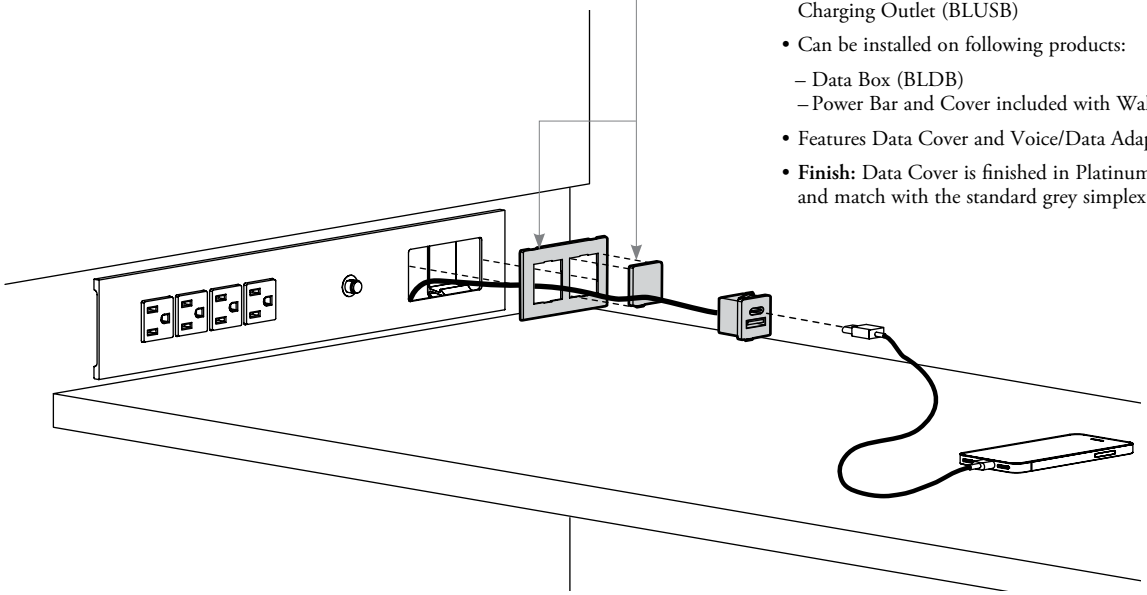

USB/Data Faceplate Kit (BLAO)

- Can accommodate up to two voice/data ports or Dual USB Charging Outlet (BLUSB)
- Can be installed on following products:
  - Data Box (BLDB)
  - Power Bar and Cover included with Wall Panels
- Features Data Cover and Voice/Data Adapters
- **Finish:** Data Cover is finished in Platinum Grey Coordinate (YN) and match with the standard grey simplex

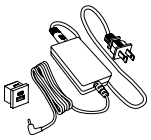

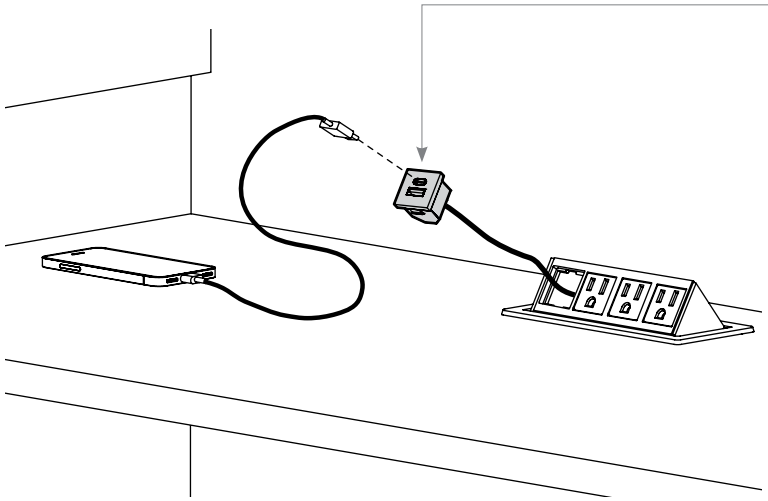

Dual USB Charging Outlet (BLUSB)

- Can be installed directly on following products:
  - Power/Data Center (BLMC)
  - As a retro-fit solution on Power Qube (BEEPC) with Power/ Data option
  - USB/Data Faceplate Kit (BLAO)
- Also compatible with standard rectangular communication/ data opening when used with USB/Data Faceplate Kit ((BLAO) specified separately)
- Features two USB charging ports and power supply with power cord
- Each USB Outlet has one USB-A port and one USB-C port for charging only.
- The USB-A port supplies 18 Watts maximum at 5 Volts DC when used alone.
- The USB-C port supplies 20 Watts maximum at 5 to 12 Volts DC when used alone.
- Maximum combined output is 20 Watts when both ports are used together: 10 Watts for USB-A port and 10 Watts for USB-C.
- This product include a 120" cord length
- **Finish:** Platinum Grey Coordinate (YN)
- Compatible for charging phones, tablets and USB-powered devices

price & product guide

price & product guide

PRECONFIGURED DESKS 567

RETURNS & CREDENZAS 581

DESKS 629

MULTI-LEVEL WORKSTATIONS 685

DESK ACCESSORIES 875

MOUNTED STORAGE & ACCESSORIES 923

FREESTANDING STORAGE & ACCESSORIES 1039

WORKWALL STORAGE 1141

STORAGE FOR SECONDARY DESKS 1209

RECEPTION 1225

MEETING TABLES 1315

LIGTHING, ELECTRICS & COMMUNICATIONS 1439

preconfigured desks

preconfigured desks product map

B _ D R F S Rectangular Desk with Double Pedestals – Box/Box/File and File/File

Page 568

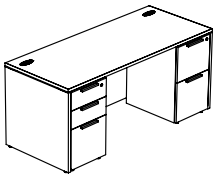

B _ S R B S Rectangular Desk with Single Pedestal

Page 570

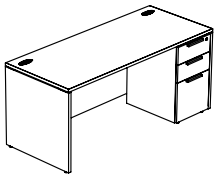

B _ D C F S Convex Desk with Double Pedestals – Box/Box/File and File/File

Page 572

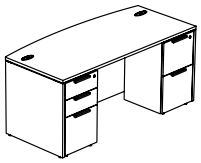

B _ S C B S Rectangular Desk with Single Pedestal

Page 574

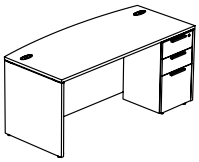

B _ X R L S Rectangular Executive Desk with Double Pedestals – Solid Modesty

Page 576

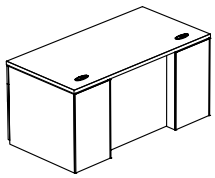

B _ Y R L S Rectangular Executive Desk with Single Pedestal – Solid Modesty

Page 578

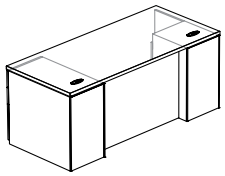

Xpress

B _ D R F S

Rectangular Desk with Double Pedestals – Box/Box/File and File/File

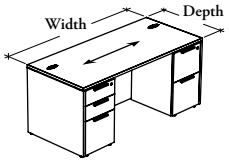

This preconfigured desk is freestanding and **cannot** be attached to other desks.

WHAT'S INCLUDED
1 worksurface, 2 full gables with levelers, 1 box, box, file pedestal (comes with 1 pencil tray, 1 drawer divider and 1 12" hanging file bar), 1 file, file pedestal (comes with 2 12" hanging file bars), 1 full modesty panel, pulls (as specified), grommets (as specified), hardware, lock and keys (as specified).

NOTES
Modesty panel is recessed from rear of worksurface as follows:

	Worksurface Depth		
	24"	30"	36"
Recess from rear	n/a	5"	8"

When No Grommet (N) option is specified, Grommet Finish is **not** available.

Edge trim finish on drawer front always match drawer front finish.

Not all Thickness, Finish, Style or Color options are available. Refer to the Application Guide for more details.

PRODUCT OPTIONS

Worksurface Thickness	Depth	Width	Grommet Option	Worksurface Finish	Edge Trim Style	Edge Trim Finish
D 1"	24, 30, 36	60, 66, 72, 78, 84	**E** Elliptical Grommet (Shown)	Source Laminate	**6** Straight Trim (3mm)	Edge Trim Colors
M 1 3/16"			**G** Rectangular Grommet	Foundation Laminate		
X 1 9/16"			**N** No Grommet			

SAMPLE ORDER CODE

BDDRFS	24	60	N	3E	6	4E

PRODUCT OPTIONS CONTINUED

Drawer Front Finish	Case, Gable and Modesty Panel Finish	Pull Style	Hardware and Pull Finish	Grommet Finish (If Applicable)	Key Style
Source Laminate	Source Laminate	**1** Standard Expansion	Foundation	**Rectangular Grommet:** Foundation Mica	**K** Keyed Alike
Foundation Laminate		**9** Rectangular (Shown)	Mica	**Elliptical Grommet:** Foundation Mica	**R** Keyed Randomly
				Source Laminate (Wood Prints only)	**N** No Lock

SAMPLE ORDER CODE CONTINUED

3E	3E	1	60		K

See Pricing on the following page.

Xpress

B_DRFS

Rectangular Desk with Double Pedestals – Box/Box/File and File/File (Continued)

DIMENSIONS INCHES / MM

PRICING

		1" (D)	1 3/16" (M)		1 9/16" (X)	
		SOURCE LAMINATE	FOUNDATION LAMINATE			
		DRAWER FRONT FINISH				
D	W	Source Laminate	Source Laminate	Foundation Laminate	Source Laminate	Foundation Laminate
24 / 610	60 / 1524	2422	2634	2745	2751	2862
24 / 610	66 / 1676	2453	2667	2778	2798	2909
24 / 610	72 / 1829	2485	2703	2814	2845	2956
24 / 610	78 / 1981	n/a	2745	2856	2893	3004
24 / 610	84 / 2134	n/a	2781	2892	2942	3053
30 / 762	60 / 1524	2599	2824	2935	2969	3080
30 / 762	66 / 1676	2635	2865	2976	3028	3139
30 / 762	72 / 1829	2667	2912	3023	3084	3195
30 / 762	78 / 1981	n/a	2955	3066	3143	3254
30 / 762	84 / 2134	n/a	2999	3110	3202	3313
36 / 914	60 / 1524	n/a	3031	3142	3202	3313
36 / 914	66 / 1676	n/a	3084	3195	3270	3381
36 / 914	72 / 1829	n/a	3135	3246	3340	3451
36 / 914	78 / 1981	n/a	3188	3299	3406	3517
36 / 914	84 / 2134	n/a	3242	3353	3476	3587

Xpress

B _ S R B S

Rectangular Desk with Single Pedestal

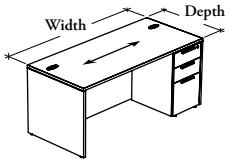

This preconfigured desk can be used alone or in conjunction with a bridge, return or peninsula worksurface to create a "L" or "U" configuration.

WHAT'S INCLUDED

1 worksurface, 2 full gables with levelers, 1 box, box, file pedestal (with 1 pencil tray, 1 drawer divider and 1 12" hanging file bar), 1 full modesty panel, pulls (as specified), grommets (as specified), hardware, lock and keys (as specified).

NOTES

Modesty panel is recessed from rear of worksurface as follows:

	Worksurface Depth		
	24"	30"	36"
Recess from rear	n/a	5"	8"

When No Grommet (N) option is specified, Grommet Finish is **not** available.

Edge trim finish on drawer front always match drawer front finish.

Not all Thickness, Finish, Style or Color options are available. Refer to the Application Guide for more details.

PRODUCT OPTIONS

Worksurface Thickness	Depth	Width	Grommet Option	Storage Configuration	Worksurface Finish	Edge Trim Style	Edge Trim Finish
D 1"	24, 30, 36	60, 66, 72, 78, 84	**E** Elliptical Grommet (Shown)	**L** Left	Source Laminate	**6** Straight Trim (3mm)	Edge Trim Colors
M 1 3/16"			**G** Rectangular Grommet	**R** Right (Shown)	Foundation Laminate		
X 1 9/16"			**N** No Grommet				

SAMPLE ORDER CODE

BDSRBS	30	60	G	R	3E	6	4E

PRODUCT OPTIONS CONTINUED

Drawer Front Finish	Case, Gable and Modesty Panel Finish	Pull Style	Hardware and Pull Finish	Grommet Finish (If Applicable)	Key Style
Source Laminate	Source Laminate	**1** Standard Expansion	Foundation	**Rectangular Grommet:** Foundation Mica	**K** Keyed Alike
Foundation Laminate		**9** Rectangular (Shown)	Mica	**Elliptical Grommet:** Foundation Mica	**R** Keyed Randomly
				Source Laminate (Wood Prints only)	**N** No Lock

SAMPLE ORDER CODE CONTINUED

3E	3E	1	60	60	K

See Pricing on the following page.

Xpress

B_SRBS

Rectangular Desk with Single Pedestal (Continued)

DIMENSIONS
INCHES / MM

PRICING

		1" (D)	1 3/16" (M)		1 9/16" (X)	
		SOURCE LAMINATE	FOUNDATION LAMINATE			
		DRAWER FRONT FINISH				
D	W	Source Laminate	Source Laminate	Foundation Laminate	Source Laminate	Foundation Laminate
24 / 610	60 / 1524	1715	2006	2061	2234	2289
24 / 610	66 / 1676	1766	2047	2102	2265	2320
24 / 610	72 / 1829	1800	2074	2129	2320	2375
24 / 610	78 / 1981	n/a	2123	2178	2368	2423
24 / 610	84 / 2134	n/a	2179	2234	2416	2471
30 / 762	60 / 1524	1872	2100	2155	2295	2350
30 / 762	66 / 1676	1908	2157	2212	2354	2409
30 / 762	72 / 1829	1927	2251	2306	2387	2442
30 / 762	78 / 1981	n/a	2293	2348	2459	2514
30 / 762	84 / 2134	n/a	2342	2397	2510	2565
36 / 914	60 / 1524	n/a	2132	2187	2334	2389
36 / 914	66 / 1676	n/a	2194	2249	2392	2447
36 / 914	72 / 1829	n/a	2293	2348	2437	2492
36 / 914	78 / 1981	n/a	2300	2355	2503	2558
36 / 914	84 / 2134	n/a	2389	2444	2559	2614

Xpress

B _ D C F S

Convex with Double Pedestals – Box/Box/File and File/File

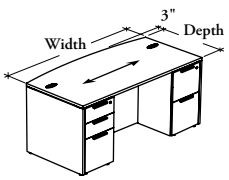

This preconfigured desk is freestanding and **cannot** be attached to other desks.

WHAT'S INCLUDED
1 worksurface, 2 full gables with levelers, 1 box, box, file pedestal (comes with 1 pencil tray, 1 drawer divider and 1 12" hanging file bar), 1 file, file pedestal (comes with 2 12" hanging file bars), 1 full modesty panel, grommets (as specified), pulls (as specified), hardware, lock and keys (as specified).

NOTES
Modesty panel is recessed from rear of worksurface as follows:

	Worksurface Depth	
	30"	36"
Recess from rear	8"	11"

When No Grommet (N) option is specified, Grommet Finish is **not** available.

Edge trim finish on drawer front always match drawer front finish.

Not all Thickness, Finish, Style or Color options are available. Refer to the Application Guide for more details.

PRODUCT OPTIONS

Worksurface Thickness	Depth	Width	Grommet Option	Worksurface Finish	Edge Trim Style	Edge Trim Finish
D 1"	30, 36	60, 66, 72, 78, 84	**E** Elliptical Grommet (Shown)	Source Laminate	**6** Straight Trim (3mm)	Edge Trim Colors
M 1 3/16"			**G** Rectangular Grommet	Foundation Laminate		
X 1 9/16"			**N** No Grommet			

SAMPLE ORDER CODE

BMDCFS	30	60	E	2D	6	4D

PRODUCT OPTIONS CONTINUED

Drawer Front Finish	Case, Gable and Modesty Panel Finish	Pull Style	Hardware and Pull Finish	Grommet Finish (If Applicable)	Key Style
Source Laminate	Source Laminate	**1** Standard Expansion	Foundation	**Rectangular Grommet:** Foundation Mica	**K** Keyed Alike
Foundation Laminate		**9** Rectangular (Shown)	Mica	**Elliptical Grommet:** Foundation Mica	**R** Keyed Randomly
				Source Laminate (Wood Prints only)	**N** No Lock

SAMPLE ORDER CODE CONTINUED

3D	3D	1	52	52	K

See Pricing on the following page.

Xpress

B_DCFS

Convex with Double Pedestals – Box/Box/File and File/File (Continued)

DIMENSIONS INCHES / MM

PRICING

		1" (D)	1 3/16" (M)		1 9/16" (X)	
		SOURCE LAMINATE	FOUNDATION LAMINATE			
		DRAWER FRONT FINISH				
D	W	Source Laminate	Source Laminate	Foundation Laminate	Source Laminate	Foundation Laminate
30 / 762	60 / 1524	2643	2883	2994	3040	3151
30 / 762	66 / 1676	2685	2931	3042	3102	3213
30 / 762	72 / 1829	2721	2978	3089	3165	3276
30 / 762	78 / 1981	n/a	3026	3137	3229	3340
30 / 762	84 / 2134	n/a	3073	3184	3293	3404
36 / 914	60 / 1524	n/a	3087	3198	3272	3383
36 / 914	66 / 1676	n/a	3144	3255	3345	3456
36 / 914	72 / 1829	n/a	3202	3313	3416	3527
36 / 914	78 / 1981	n/a	3257	3368	3494	3605
36 / 914	84 / 2134	n/a	3314	3425	3569	3680

Xpress

B _ S C B S

Convex Desk with Single Pedestal

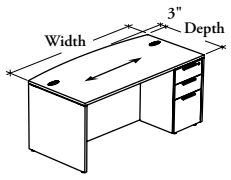

This preconfigured desk can be used alone or in conjunction with a bridge, return or peninsula worksurface to create a "L" or "U" configuration.

WHAT'S INCLUDED

1 worksurface, 2 full gables with levelers, 1 pedestal (comes with 1 pencil tray, 1 drawer divider and 1 12" hanging file bar), 1 full modesty panel, pulls (as specified), grommets (as specified), hardware, lock and keys (as specified).

NOTES

Modesty panel is recessed from rear of worksurface as follows:

	Worksurface Depth	
	30"	36"
Recess from rear	5"	8"

When No Grommet (N) option is specified, Grommet Finish is **not** available.

Edge trim finish on drawer front always match drawer front finish.

Not all Thickness, Finish, Style or Color options are available. Refer to the Application Guide for more details.

PRODUCT OPTIONS

Worksurface Thickness	Depth	Width	Grommet Option	Storage Configuration	Worksurface Finish	Edge Trim Style	Edge Trim Finish
D 1"	30, 36	60, 66, 72, 78, 84	**E** Elliptical Grommet (Shown)	**L** Left	Source Laminate	**6** Straight Trim (3mm)	Edge Trim Colors
M 1 3/16"			**G** Rectangular Grommet	**R** Right (Shown)	Foundation Laminate		
X 1 9/16"			**N** No Grommet				

SAMPLE ORDER CODE

BDSCBS	**30**	**60**	**N**	**R**	**3E**	**6**	**4E**

PRODUCT OPTIONS CONTINUED

Drawer Front Finish	Case, Gable and Modesty Panel Finish	Pull Style	Hardware and Pull Finish	Grommet Finish (If Applicable)	Key Style
Source Laminate	Source Laminate	**1** Standard Expansion	Foundation	**Rectangular Grommet:** Foundation Mica	**K** Keyed Alike
Foundation Laminate		**9** Rectangular (Shown)	Mica	**Elliptical Grommet:** Foundation Mica	**R** Keyed Randomly
				Source Laminate (Wood Prints only)	**N** No Lock

SAMPLE ORDER CODE CONTINUED

3E	**3E**	**1**	**60**		**K**

See Pricing on the following page.

Xpress

B_SCBS

Convex Desk with Single Pedestal (Continued)

DIMENSIONS
INCHES / MM

PRICING

		1" (D)	1 3/16" (M)		1 9/16" (X)	
		SOURCE LAMINATE	FOUNDATION LAMINATE			
		DRAWER FRONT FINISH				
D	W	Source Laminate	Source Laminate	Foundation Laminate	Source Laminate	Foundation Laminate
30 / 762	60 / 1524	1932	2160	2215	2356	2411
30 / 762	66 / 1676	1969	2217	2272	2415	2470
30 / 762	72 / 1829	1988	2312	2367	2447	2502
30 / 762	78 / 1981	n/a	2352	2407	2518	2573
30 / 762	84 / 2134	n/a	2402	2457	2570	2625
36 / 914	60 / 1524	n/a	2194	2249	2394	2449
36 / 914	66 / 1676	n/a	2254	2309	2455	2510
36 / 914	72 / 1829	n/a	2352	2407	2500	2555
36 / 914	78 / 1981	n/a	2408	2463	2562	2617
36 / 914	84 / 2134	n/a	2451	2506	2620	2675

Xpress

B _ X R L S

Rectangular Executive Desk with Double Pedestals – Solid Modesty

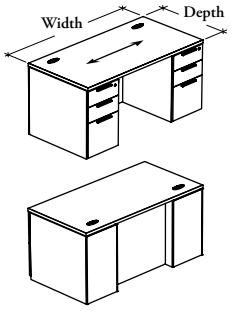

This executive desk is supported by two pedestals and must be used alone.

WHAT'S INCLUDED
1 worksurface, 2 box, box, file pedestals (each with 1 pencil tray, 1 drawer divider, 1 12" hanging file bar) with levelers, 1 full modesty panel, pulls (as specified), grommets (as specified), hardware, lock and keys (as specified).

NOTES
When No Grommet (N) option is specified, Grommet Finish is **not** available.

Edge trim finish on drawer front always match drawer front finish.

Not all Thickness, Finish, Style or Color options are available. Refer to the Application Guide for more details.

PRODUCT OPTIONS

Worksurface Thickness	Depth	Width	Grommet Option	Worksurface Finish	Edge Trim Style	Edge Trim Finish
M 1 3/16" **X** 1 9/16"	30, 36	60, 66, 72, 78, 84	**E** Elliptical Grommet (Shown) **G** Rectangular Grommet **N** No Grommet	Foundation Laminate	**6** Straight Trim (3mm)	Edge Trim Colors

SAMPLE ORDER CODE

B**M**XRLS	**30**	**66**	**G**	**2E**	**6**	**4E**

PRODUCT OPTIONS CONTINUED

Drawer Front Finish	Case Finish	Modesty Panel Finish	Pull Style	Hardware and Pull Finish	Grommet Finish (If Applicable)	Key Style
Source Laminate Foundation Laminate	Source Laminate	Source Laminate	**1** Standard Expansion **9** Rectangular (Shown)	Foundation Mica	**Rectangular Grommet:** Foundation Mica **Elliptical Grommet:** Foundation Mica Source Laminate (Wood Prints only)	**K** Keyed Alike **R** Keyed Randomly **N** No Lock

SAMPLE ORDER CODE CONTINUED

2E	**LE**	**LE**	**1**	**60**	**60**	**R**

See Pricing on the following page.

Xpress

B_XRLS
Rectangular Executive Desk with Double Pedestals – Solid Modesty (Continued)

DIMENSIONS INCHES / MM

PRICING

		1 3/16" (M)		1 9/16" (X)	
		FOUNDATION LAMINATE			
		DRAWER FRONT FINISH			
D	W	Source Laminate	Foundation Laminate	Source Laminate	Foundation Laminate
30 / 762	60 / 1524	3321	3432	3573	3684
30 / 762	66 / 1676	3375	3486	3635	3746
30 / 762	72 / 1829	3479	3590	3677	3788
30 / 762	78 / 1981	3524	3635	3749	3860
30 / 762	84 / 2134	3573	3684	3801	3912
36 / 914	60 / 1524	3441	3552	3697	3808
36 / 914	66 / 1676	3503	3614	3766	3877
36 / 914	72 / 1829	3609	3720	3817	3928
36 / 914	78 / 1981	3621	3732	3879	3990
36 / 914	84 / 2134	3713	3824	3943	4054

Xpress

B _ Y R L S

Rectangular Executive Desk with Single Pedestal – Solid Modesty

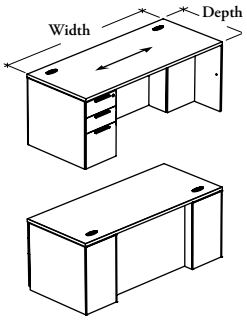

This executive desk must be used in conjunction with a bridge or return to create a "L" or "U" configuration. It would be unstable if used alone.

WHAT'S INCLUDED

1 worksurface, 1 closed space for wire management with levelers, 1 box, box, file pedestal (comes with 1 pencil tray, 1 drawer divider, 1 12" hanging file bar) with levelers, 1 full modesty panel, pulls (as specified), grommets (as specified), hardware, lock and keys (as specified).

NOTES

Only the box/box/file pedestal is lockable.

When No Grommet (N) option is specified, Grommet Finish is **not** available.

Edge trim finish on drawer front always match drawer front finish.

Not all Thickness, Finish, Style or Color options are available. Refer to the Application Guide for more details.

PRODUCT OPTIONS

Worksurface Thickness	Depth	Width	Grommet Option	Configuration	Worksurface Finish	Edge Trim Style	Edge Trim Finish
M 1 3/16" **X** 1 9/16"	30, 36	72, 78, 84	**E** Elliptical Grommet (Shown) **G** Rectangular Grommet **N** No Grommet	**L** Left Handed (Shown) **R** Right Handed	Foundation Laminate	**6** Straight Trim (3mm)	Edge Trim Colors

SAMPLE ORDER CODE

B**X**YRLS	**30**	**72**	**N**	**L**	**2E**	**6**	**4E**

PRODUCT OPTIONS CONTINUED

Drawer Front Finish	Case Finish	Modesty Panel Finish	Pull Style	Hardware and Pull Finish	Grommet Finish (If Applicable)	Key Style
Source Laminate Foundation Laminate	Source Laminate	Source Laminate	**1** Standard Expansion **9** Rectangular (Shown)	Foundation Mica	**Rectangular Grommet:** Foundation Mica **Elliptical Grommet:** Foundation Mica Source Laminate (Wood Prints only)	**K** Keyed Alike **R** Keyed Randomly **N** No Lock

SAMPLE ORDER CODE CONTINUED

2E	**LE**	**LE**	**1**	**60**		**R**

See Pricing on the following page.

Xpress

B_YRLS

Rectangular Executive Desk with Single Pedestal – Solid Modesty (Continued)

DIMENSIONS INCHES / MM		PRICING			
		1 3/16" (M)		1 9/16" (X)	
		FOUNDATION LAMINATE			
		DRAWER FRONT FINISH			
D	W	Source Laminate	Foundation Laminate	Source Laminate	Foundation Laminate
30 / 762	72 / 1829	3257	3312	3453	3508
30 / 762	78 / 1981	3298	3353	3526	3581
30 / 762	84 / 2134	3348	3403	3579	3634
36 / 914	72 / 1829	3386	3441	3593	3648
36 / 914	78 / 1981	3394	3449	3658	3713
36 / 914	84 / 2134	3489	3544	3719	3774

returns & credenzas

returns & credenzas product map

B _ J B L Return with Pedestal – Box/Box/File

Page 584

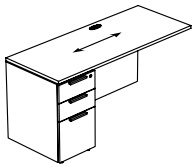

B _ J B C Cross Grain Return with Pedestal – Box/Box/File

Page 586

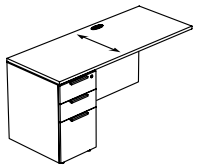

B _ J F L Return with Pedestal – File/File

Page 588

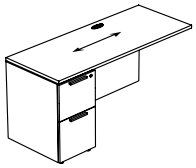

B _ J F C Cross Grain Return with Pedestal – File/File

Page 590

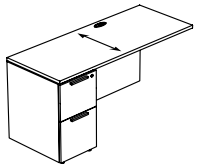

B _ J C L Return with Combo Pedestal

Page 592

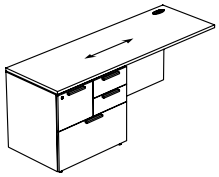

B _ J C C Cross Grain Return with Combo Pedestal

Page 596

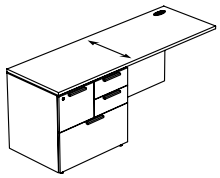

B _ J L L Return with Lateral File

Page 598

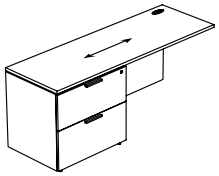

B _ J L C Cross Grain Return with Lateral File

Page 602

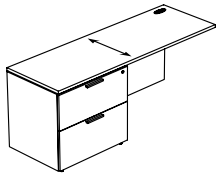

returns & credenzas product map

B _ Z P F Credenza with Double Pedestals – File/File

Page 606

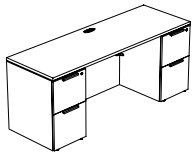

B _ Z P P Credenza with Double Pedestals – Box/Box/File and File/File

Page 608

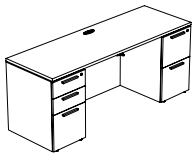

B _ Z U B Credenza with Single Pedestal – Box/Box/File

Page 610

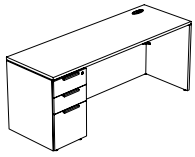

B _ Z U F Credenza with Single Pedestal – File/File

Page 612

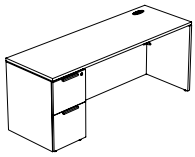

B _ Z U C Credenza with Single Combo Pedestal

Page 614

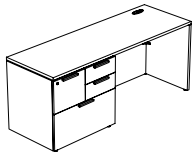

B _ Z U L Credenza with Single Lateral File

Page 616

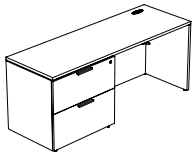

B _ Z F S Credenza with Doors

Page 618

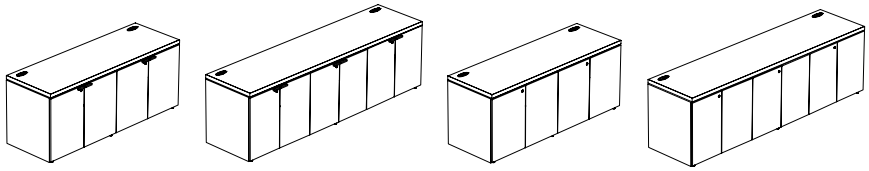

returns & credenzas product map

B _ Z F D Credenza with Doors and Drawers

Page 620

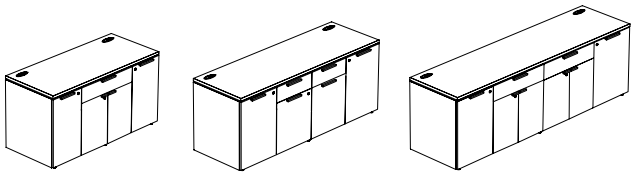

B _ Z F L Credenza with Doors and Lateral File

Page 622

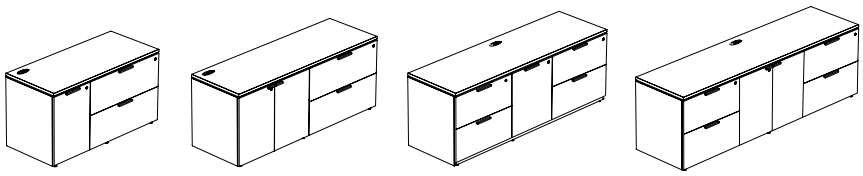

B _ Z F D B Credenza with Doors and Two Box/ Box/File Pedestals

Page 624

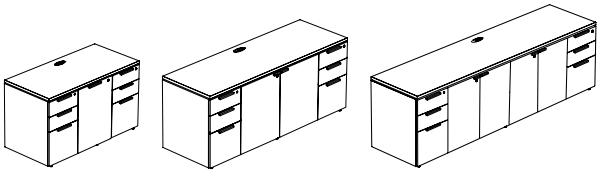

B _ Z F D F Credenza with Doors and Two File/ File Pedestals

Page 626

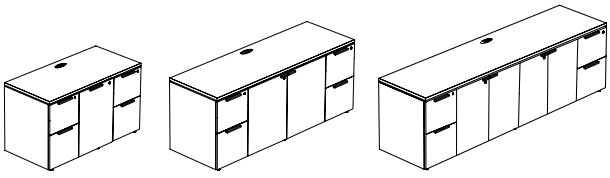

Xpress

B _ J B L
Return with Pedestal – Box/Box/File

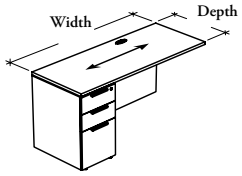

This return includes a lockable pedestal with full-extension drawers that can accommodate both letter- and legal-size paper. It is semi-supported, so it must be connected to the straight user edge and on the full gable side of a desk or credenza.

WHAT'S INCLUDED
1 worksurface, 1 box, box, file pedestal (comes with 1 pencil tray, 1 drawer divider, 1 12" hanging file bar) with levelers, 1 flush full modesty panel (as specifed), 2 grommets (1 on worksurface and 1 on full modesty panel) (as specifed), pulls (as specified), mounting hardware, lock and keys (as specifed).

WHAT'S EXCLUDED
Wire Management Clip.

NOTES
The included hanging file bar is to be installed along the width only.

When No Grommet (N) option is specified, Grommet Finish is **not** available.

Edge trim finish on drawer front always match drawer front finish.

Not all Thickness, Finish, Style or Color options are available. Refer to the Application Guide for more details.

PRODUCT OPTIONS

Worksurface Thickness	Modesty Panel Style	Depth	Width	Grommet Option	Storage Configuration	Worksurface Finish	Edge Trim Style
D 1"	**0** None	20, 24	30, 36, 42, 48, 54, 60	**E** Elliptical Grommet (Shown)	**L** Left Handed (Shown)	Source Laminate	**6** Straight Trim (3mm)
M 1 3/16"	**1** Flush, Full (Shown)			**G** Rectangular Grommet	**R** Right Handed	Foundation Laminate	
X 1 9/16"				**N** No Grommet			

SAMPLE ORDER CODE

BMJBL	1	24	60	E	L	2D	6

PRODUCT OPTIONS CONTINUED

Edge Trim Finish	Drawer Front Finish	Case and Modesty Panel Finish	Pull Style	Pull Finish	Grommet Finish (If Applicable)	Key Style
Edge Trim Colors	Source Laminate Foundation Laminate	Source Laminate	**1** Standard Expansion **9** Rectangular (Shown)	Foundation Mica	**Rectangular Grommet:** Foundation Mica **Elliptical Grommet:** Foundation Mica Source Laminate (Wood Prints only)	**K** Keyed Alike **R** Keyed Randomly **N** No Lock

SAMPLE ORDER CODE CONTINUED

4D	2D	LE	9	52	52	K

See Pricing on the following page.

Xpress

B _ J B L

Return with Pedestal – Box/Box/File (Continued)

DIMENSIONS INCHES / MM

PRICING

D	W	NONE MODESTY PANEL (0)		FLUSH FULL MODESTY PANEL (1)	
		1" (D)			
		SOURCE LAMINATE			
		DRAWER FRONT FINISH			
		Source Laminate		Source Laminate	
20 / 508	30 / 762	1248		1361	
20 / 508	36 / 914	1279		1408	
20 / 508	42 / 1067	1305		1445	
20 / 508	48 / 1219	1340		1487	
20 / 508	54 / 1372	1356		1509	
20 / 508	60 / 1524	1404		1569	
24 / 610	30 / 762	1302		1425	
24 / 610	36 / 914	1345		1478	
24 / 610	42 / 1067	1370		1509	
24 / 610	48 / 1219	1410		1557	
24 / 610	54 / 1372	1431		1591	
24 / 610	60 / 1524	1447		1608	
		1 3/16" (M)			
		FOUNDATION LAMINATE			
		DRAWER FRONT FINISH			
		Source Laminate	Foundation Laminate	Source Laminate	Foundation Laminate
20 / 508	30 / 762	1306	1361	1458	1513
20 / 508	36 / 914	1356	1411	1526	1581
20 / 508	42 / 1067	1404	1459	1580	1635
20 / 508	48 / 1219	1458	1513	1645	1700
20 / 508	54 / 1372	1504	1559	1695	1750
20 / 508	60 / 1524	1550	1605	1752	1807
24 / 610	30 / 762	1407	1462	1574	1629
24 / 610	36 / 914	1447	1502	1622	1677
24 / 610	42 / 1067	1496	1551	1682	1737
24 / 610	48 / 1219	1546	1601	1741	1796
24 / 610	54 / 1372	1597	1652	1795	1850
24 / 610	60 / 1524	1660	1715	1869	1924
		1 9/16" (X)			
		FOUNDATION LAMINATE			
		DRAWER FRONT FINISH			
		Source Laminate	Foundation Laminate	Source Laminate	Foundation Laminate
20 / 508	30 / 762	1387	1442	1545	1600
20 / 508	36 / 914	1431	1486	1601	1656
20 / 508	42 / 1067	1476	1531	1659	1714
20 / 508	48 / 1219	1530	1585	1726	1781
20 / 508	54 / 1372	1570	1625	1768	1823
20 / 508	60 / 1524	1612	1667	1817	1872
24 / 610	30 / 762	1520	1575	1694	1749
24 / 610	36 / 914	1564	1619	1752	1807
24 / 610	42 / 1067	1618	1673	1817	1872
24 / 610	48 / 1219	1674	1729	1880	1935
24 / 610	54 / 1372	1730	1785	1945	2000
24 / 610	60 / 1524	1800	1855	2031	2086

Xpress

B _ J B C

Cross Grain Return with Pedestal – Box/Box/File

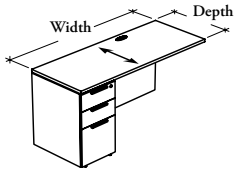

This return includes a lockable pedestal with full-extension drawers that can accommodate both letter- and legal-size paper. It is semi-supported, so it must be connected to the straight user edge and on the full gable side of a desk or credenza.

WHAT'S INCLUDED
1 worksurface, 1 box, box, file pedestal (comes with 1 pencil tray, 1 drawer divider, 1 12" hanging file bar) with levelers, 1 flush full modesty panel (as specifed), 2 grommets (1 on worksurface and 1 on full modesty panel) (as specified), pulls (as specified), mounting hardware, lock and keys (as specified).

WHAT'S EXCLUDED
Wire Management Clips.

NOTES
The included hanging file bar is to be installed along the width only.

When No Grommet (N) option is specified, Grommet Finish is **not** available.

Edge trim finish on drawer front always match drawer front finish.

Not all Thickness, Finish, Style or Color options are available. Refer to the Application Guide for more details.

PRODUCT OPTIONS

Worksurface Thickness	Modesty Panel Style	Depth	Width	Grommet Option	Storage Configuration	Worksurface Finish	Edge Trim Style
D 1"	**0** None	20, 24	30, 36, 42, 48, 54, 60	**E** Elliptical Grommet (Shown)	**L** Left Handed (Shown)	Source Laminate	**6** Straight Trim (3mm)
M 1 3/16"	**1** Flush, Full (Shown)			**G** Rectangular Grommet	**R** Right Handed	Foundation Laminate	
X 1 9/16"				**N** No Grommet			

SAMPLE ORDER CODE

BMJBC	0	24	48	G	L	2D	6

PRODUCT OPTIONS CONTINUED

Edge Trim Finish	Drawer Front Finish	Case and Modesty Panel Finish	Pull Style	Pull Finish	Grommet Finish (If Applicable)	Key Style
Edge Trim Colors	Source Laminate Foundation Laminate	Source Laminate	**1** Standard Expansion **9** Rectangular (Shown)	Foundation Mica	**Rectangular Grommet:** Foundation Mica **Elliptical Grommet:** Foundation Mica Source Laminate (Wood Prints only)	**K** Keyed Alike **R** Keyed Randomly **N** No Lock

SAMPLE ORDER CODE CONTINUED

4D	3D	LE	9	52	52	K

See Pricing on the following page.

Xpress

B _ J B C

Cross Grain Return with Pedestal – Box/Box/File (Continued)

DIMENSIONS INCHES / MM

PRICING

D	W	NONE MODESTY PANEL (0)	FLUSH FULL MODESTY PANEL (1)
		1" (D)	
		SOURCE LAMINATE	
		DRAWER FRONT FINISH	
		Source Laminate	Source Laminate
20 / 508	30 / 762	1248	1361
20 / 508	36 / 914	1279	1408
20 / 508	42 / 1067	1305	1445
20 / 508	48 / 1219	1340	1487
20 / 508	54 / 1372	1356	1509
20 / 508	60 / 1524	1404	1569
24 / 610	30 / 762	1302	1425
24 / 610	36 / 914	1345	1478
24 / 610	42 / 1067	1370	1509
24 / 610	48 / 1219	1410	1557
24 / 610	54 / 1372	1431	1591
24 / 610	60 / 1524	1447	1608
		1 3/16" (M)	
		FOUNDATION LAMINATE	
		DRAWER FRONT FINISH	
		Source Laminate / Foundation Laminate	Source Laminate / Foundation Laminate
20 / 508	30 / 762	1306 / 1361	1458 / 1513
20 / 508	36 / 914	1356 / 1411	1526 / 1581
20 / 508	42 / 1067	1404 / 1459	1580 / 1635
20 / 508	48 / 1219	1458 / 1513	1645 / 1700
20 / 508	54 / 1372	1504 / 1559	1695 / 1750
20 / 508	60 / 1524	1550 / 1605	1752 / 1807
24 / 610	30 / 762	1407 / 1462	1574 / 1629
24 / 610	36 / 914	1447 / 1502	1622 / 1677
24 / 610	42 / 1067	1496 / 1551	1682 / 1737
24 / 610	48 / 1219	1546 / 1601	1741 / 1796
24 / 610	54 / 1372	1597 / 1652	1795 / 1850
24 / 610	60 / 1524	1660 / 1715	1869 / 1924
		1 9/16" (X)	
		FOUNDATION LAMINATE	
		DRAWER FRONT FINISH	
		Source Laminate / Foundation Laminate	Source Laminate / Foundation Laminate
20 / 508	30 / 762	1387 / 1442	1545 / 1600
20 / 508	36 / 914	1431 / 1486	1601 / 1656
20 / 508	42 / 1067	1476 / 1531	1659 / 1714
20 / 508	48 / 1219	1530 / 1585	1726 / 1781
20 / 508	54 / 1372	1570 / 1625	1768 / 1823
20 / 508	60 / 1524	1612 / 1667	1817 / 1872
24 / 610	30 / 762	1520 / 1575	1694 / 1749
24 / 610	36 / 914	1564 / 1619	1752 / 1807
24 / 610	42 / 1067	1618 / 1673	1817 / 1872
24 / 610	48 / 1219	1674 / 1729	1880 / 1935
24 / 610	54 / 1372	1730 / 1785	1945 / 2000
24 / 610	60 / 1524	1800 / 1855	2031 / 2086

Xpress

B _ J F L
Return with Pedestal – File/File

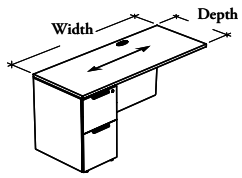

This return includes a lockable pedestal with full-extension drawers that can accommodate both letter- and legal-size paper. It is semi-supported, so it must be connected to the straight user edge and on the full gable side of a desk or credenza.

WHAT'S INCLUDED
1 worksurface, 1 file, file pedestal (comes with 2 12" hanging file bar) with levelers, 1 flush full modesty panel (as specifed), 2 grommets (1 on worksurface and 1 on full modesty panel) (as specified), pulls (as specified), mounting hardware, lock and keys. (as specified)

WHAT'S EXCLUDED
Wire Management Clips.

NOTES
The included hanging file bar is to be installed along the width only.

When No Grommet (N) option is specified, Grommet Finish is **not** available.

Edge trim finish on drawer front always match drawer front finish.

Not all Thickness, Finish, Style or Color options are available. Refer to the Application Guide for more details.

PRODUCT OPTIONS

Worksurface Thickness	Modesty Panel Style	Depth	Width	Grommet Option	Storage Configuration	Worksurface Finish	Edge Trim Style
D 1"	**0** None	20, 24	30, 36, 42, 48, 54, 60	**E** Elliptical Grommet (Shown)	**L** Left Handed (Shown)	Source Laminate	**6** Straight Trim (3mm)
M 1 3/16"	**1** Flush, Full (Shown)			**G** Rectangular Grommet	**R** Right Handed	Foundation Laminate	
X 1 9/16"				**N** No Grommet			

SAMPLE ORDER CODE

BDJFL	1	24	60	G	L	3D	6

PRODUCT OPTIONS CONTINUED

Edge Trim Finish	Drawer Front Finish	Case and Modesty Panel Finish	Pull Style	Pull Finish	Grommet Finish (If Applicable)	Key Style
Edge Trim Colors	Source Laminate Foundation Laminate	Source Laminate	**1** Standard Expansion **9** Rectangular (Shown)	Foundation Mica	**Rectangular Grommet:** Foundation Mica **Elliptical Grommet:** Foundation Mica Source Laminate (Wood Prints only)	**K** Keyed Alike **R** Keyed Randomly **N** No Lock

SAMPLE ORDER CODE CONTINUED

4D	3D	LE	9	52	83	R

See Pricing on the following page.

Xpress

B _ J F L

Return with Pedestal – File/File (Continued)

DIMENSIONS INCHES / MM

PRICING

NONE MODESTY PANEL (0)

FLUSH FULL MODESTY PANEL (1)

1" (D)

SOURCE LAMINATE

DRAWER FRONT FINISH

D	W	Source Laminate	Source Laminate
20 / 508	30 / 762	1197	1310
20 / 508	36 / 914	1225	1356
20 / 508	42 / 1067	1254	1393
20 / 508	48 / 1219	1288	1435
20 / 508	54 / 1372	1305	1454
20 / 508	60 / 1524	1353	1515
24 / 610	30 / 762	1251	1370
24 / 610	36 / 914	1293	1425
24 / 610	42 / 1067	1318	1454
24 / 610	48 / 1219	1357	1505
24 / 610	54 / 1372	1380	1539
24 / 610	60 / 1524	1394	1556

1 3/16" (M)

FOUNDATION LAMINATE

DRAWER FRONT FINISH

D	W	Source Laminate	Foundation Laminate	Source Laminate	Foundation Laminate
20 / 508	30 / 762	1255	1310	1405	1460
20 / 508	36 / 914	1305	1360	1474	1529
20 / 508	42 / 1067	1353	1408	1528	1583
20 / 508	48 / 1219	1405	1460	1592	1647
20 / 508	54 / 1372	1450	1505	1644	1699
20 / 508	60 / 1524	1497	1552	1700	1755
24 / 610	30 / 762	1355	1410	1519	1574
24 / 610	36 / 914	1394	1449	1570	1625
24 / 610	42 / 1067	1445	1500	1629	1684
24 / 610	48 / 1219	1494	1549	1690	1745
24 / 610	54 / 1372	1544	1599	1742	1797
24 / 610	60 / 1524	1607	1662	1817	1872

1 9/16" (X)

FOUNDATION LAMINATE

DRAWER FRONT FINISH

D	W	Source Laminate	Foundation Laminate	Source Laminate	Foundation Laminate
20 / 508	30 / 762	1336	1391	1493	1548
20 / 508	36 / 914	1380	1435	1546	1601
20 / 508	42 / 1067	1424	1479	1605	1660
20 / 508	48 / 1219	1479	1534	1674	1729
20 / 508	54 / 1372	1517	1572	1715	1770
20 / 508	60 / 1524	1560	1615	1765	1820
24 / 610	30 / 762	1467	1522	1642	1697
24 / 610	36 / 914	1512	1567	1700	1755
24 / 610	42 / 1067	1567	1622	1765	1820
24 / 610	48 / 1219	1622	1677	1828	1883
24 / 610	54 / 1372	1679	1734	1894	1949
24 / 610	60 / 1524	1751	1806	1977	2032

Xpress

B _ J F C

Cross Grain Return with Pedestal – File/File

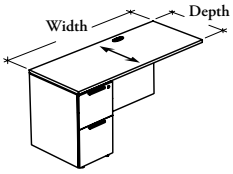

This return includes a lockable pedestal with full-extension drawers that can accommodate both letter- and legal-size paper. It is semi-supported, so it must be connected to the straight user edge and on the full gable side of a desk or credenza.

WHAT'S INCLUDED
1 worksurface, 1 file, file pedestal (comes with 2 12" hanging file bar) with levelers, 1 flush full modesty panel (as specifed), 2 grommets (1 on worksurface and 1 on full modesty panel) (as specifed), pulls (as specified), mounting hardware, lock and keys (as specifed).

WHAT'S EXCLUDED
Wire Management Clips.

NOTES
The included hanging file bar is to be installed along the width only.

When No Grommet (N) option is specified, Grommet Finish is **not** available.

Edge trim finish on drawer front always match drawer front finish.

Not all Thickness, Finish, Style or Color options are available. Refer to the Application Guide for more details.

PRODUCT OPTIONS

Worksurface Thickness	Modesty Panel Style	Depth	Width	Grommet Option	Storage Configuration	Worksurface Finish	Edge Trim Style
D 1"	**0** None	20, 24	30, 36, 42, 48, 54, 60	**E** Elliptical Grommet (Shown)	**L** Left Handed (Shown)	Source Laminate	**6** Straight Trim (3mm)
M 1 3/16"	**1** Flush, Full (Shown)			**G** Rectangular Grommet	**R** Right Handed	Foundation Laminate	
X 1 9/16"				**N** No Grommet			

SAMPLE ORDER CODE

BXJFC	0	24	60	N	R	2E	6

PRODUCT OPTIONS CONTINUED

Edge Trim Finish	Drawer Front Finish	Case and Modesty Panel Finish	Pull Style	Pull Finish	Grommet Finish (If Applicable)	Key Style
Edge Trim Colors	Source Laminate Foundation Laminate	Source Laminate	**1** Standard Expansion **9** Rectangular (Shown)	Foundation Mica	**Rectangular Grommet:** Foundation Mica **Elliptical Grommet:** Foundation Mica Source Laminate (Wood Prints only)	**K** Keyed Alike **R** Keyed Randomly **N** No Lock

SAMPLE ORDER CODE CONTINUED

4E	2E	LE	9	60		N

See Pricing on the following page.

Xpress

B _ J F C

Cross Grain Return with Pedestal – File/File (Continued)

DIMENSIONS INCHES / MM

PRICING

D	W	NONE MODESTY PANEL (0)		FLUSH FULL MODESTY PANEL (1)	
		1" (D)			
		SOURCE LAMINATE			
		DRAWER FRONT FINISH			
		Source Laminate		Source Laminate	
20 / 508	30 / 762	1197		1310	
20 / 508	36 / 914	1225		1356	
20 / 508	42 / 1067	1254		1393	
20 / 508	48 / 1219	1288		1435	
20 / 508	54 / 1372	1305		1454	
20 / 508	60 / 1524	1353		1515	
24 / 610	30 / 762	1251		1370	
24 / 610	36 / 914	1293		1425	
24 / 610	42 / 1067	1318		1454	
24 / 610	48 / 1219	1357		1505	
24 / 610	54 / 1372	1380		1539	
24 / 610	60 / 1524	1394		1556	
		1 3/16" (M)			
		FOUNDATION LAMINATE			
		DRAWER FRONT FINISH			
		Source Laminate	Foundation Laminate	Source Laminate	Foundation Laminate
20 / 508	30 / 762	1255	1310	1405	1460
20 / 508	36 / 914	1305	1360	1474	1529
20 / 508	42 / 1067	1353	1408	1528	1583
20 / 508	48 / 1219	1405	1460	1592	1647
20 / 508	54 / 1372	1450	1505	1644	1699
20 / 508	60 / 1524	1497	1552	1700	1755
24 / 610	30 / 762	1355	1410	1519	1574
24 / 610	36 / 914	1394	1449	1570	1625
24 / 610	42 / 1067	1445	1500	1629	1684
24 / 610	48 / 1219	1494	1549	1690	1745
24 / 610	54 / 1372	1544	1599	1742	1797
24 / 610	60 / 1524	1607	1662	1817	1872
		1 9/16" (X)			
		FOUNDATION LAMINATE			
		DRAWER FRONT FINISH			
		Source Laminate	Foundation Laminate	Source Laminate	Foundation Laminate
20 / 508	30 / 762	1336	1391	1493	1548
20 / 508	36 / 914	1380	1435	1546	1601
20 / 508	42 / 1067	1424	1479	1605	1660
20 / 508	48 / 1219	1479	1534	1674	1729
20 / 508	54 / 1372	1517	1572	1715	1770
20 / 508	60 / 1524	1560	1615	1765	1820
24 / 610	30 / 762	1467	1522	1642	1697
24 / 610	36 / 914	1512	1567	1700	1755
24 / 610	42 / 1067	1567	1622	1765	1820
24 / 610	48 / 1219	1622	1677	1828	1883
24 / 610	54 / 1372	1679	1734	1894	1949
24 / 610	60 / 1524	1751	1806	1977	2032

Xpress

B _ J C L
Return with Combo Pedestal

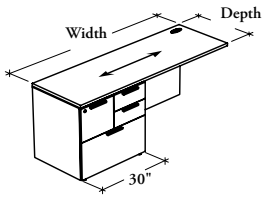

This return is semi-supported and must be connected to the straight user edge and on the full gable side of a desk or credenza. Its full-extension drawers can accommodate both letter- and legal-size paper.

WHAT'S INCLUDED
1 worksurface, 1 combo pedestal (comes with 1 pencil tray, 1 drawer divider, 1 12" hanging file bar and 2 15" cross file bars) with levelers, 1 flush full modesty panel (as specifed), 2 grommets (1 on worksurface and 1 on full modesty panel) (as specifed), pulls (as specified), mounting hardware, lock and keys (as specifed).

WHAT'S EXCLUDED
Wire Management Clips.

NOTES
The box drawers are **not** lockable.

The 12" hanging file bar installs along the width in the 15" file drawer.

The 15" cross file bars install along the depth in the 30" file drawer.

When No Grommet (N) option is specified, Grommet Finish is **not** available.

Edge trim finish on drawer front always match drawer front finish.

Not all Thickness, Finish, Style or Color options are available. Refer to the Application Guide for more details.

PRODUCT OPTIONS

Worksurface Thickness	Modesty Panel Style	Depth	Width	Grommet Option	Storage Configuration	Worksurface Finish	Edge Trim Style
D 1"	**0** None	20, 24	42, 48, 54, 60, 66, 72, 78, 84	**E** Elliptical Grommet (Shown)	**L** Left Handed (Shown)	Source Laminate	**6** Straight Trim (3mm)
M 1 3/16"	**1** Flush, Full (Shown)			**G** Rectangular Grommet	**R** Right Handed	Foundation Laminate	
X 1 9/16"				**N** No Grommet			

SAMPLE ORDER CODE

BXJCL	1	24	84	G	L	2D	6

PRODUCT OPTIONS CONTINUED

Edge Trim Finish	Drawer Front Finish	Case and Modesty Panel Finish	Pull Style	Pull Finish	Grommet Finish (If Applicable)	Key Style
Edge Trim Colors	Source Laminate Foundation Laminate	Source Laminate	**1** Standard Expansion **9** Rectangular (Shown)	Foundation Mica	**Rectangular Grommet:** Foundation Mica **Elliptical Grommet:** Foundation Mica Source Laminate (Wood Prints only)	**K** Keyed Alike **R** Keyed Randomly **N** No Lock

SAMPLE ORDER CODE CONTINUED

4D	2D	LE	9	60	60	R

See Pricing on the following page.

Xpress

B_JCL

Return with Combo Pedestal (Continued)

DIMENSIONS INCHES / MM

PRICING

D	W	NONE MODESTY PANEL (0)		FLUSH FULL MODESTY PANEL (1)	
		1" (D)			
		SOURCE LAMINATE			
		DRAWER FRONT FINISH			
		Source Laminate		Source Laminate	
20 / 508	42 / 1067	1958		2068	
20 / 508	48 / 1219	1993		2109	
20 / 508	54 / 1372	2011		2132	
20 / 508	60 / 1524	2061		2192	
20 / 508	66 / 1676	2094		2225	
20 / 508	72 / 1829	2128		2263	
20 / 508	78 / 1981	2161		2298	
20 / 508	84 / 2134	2190		2332	
24 / 610	42 / 1067	2109		2204	
24 / 610	48 / 1219	2157		2254	
24 / 610	54 / 1372	2187		2291	
24 / 610	60 / 1524	2207		2309	
24 / 610	66 / 1676	2253		2358	
24 / 610	72 / 1829	2289		2392	
24 / 610	78 / 1981	2325		2428	
24 / 610	84 / 2134	2368		2476	
		1 3/16" (M)			
		FOUNDATION LAMINATE			
		DRAWER FRONT FINISH			
		Source Laminate	Foundation Laminate	Source Laminate	Foundation Laminate
20 / 508	42 / 1067	2078	2250	2194	2366
20 / 508	48 / 1219	2134	2306	2262	2434
20 / 508	54 / 1372	2185	2357	2313	2485
20 / 508	60 / 1524	2235	2407	2374	2546
20 / 508	66 / 1676	2296	2468	2438	2610
20 / 508	72 / 1829	2342	2514	2485	2657
20 / 508	78 / 1981	2394	2566	2552	2724
20 / 508	84 / 2134	2441	2613	2600	2772
24 / 610	42 / 1067	2184	2356	2302	2474
24 / 610	48 / 1219	2235	2407	2361	2533
24 / 610	54 / 1372	2288	2460	2420	2592
24 / 610	60 / 1524	2356	2528	2494	2666
24 / 610	66 / 1676	2365	2537	2501	2673
24 / 610	72 / 1829	2388	2560	2573	2745
24 / 610	78 / 1981	2435	2607	2662	2834
24 / 610	84 / 2134	2485	2657	2748	2920

Pricing is continued on the following page.

Xpress

B _ J C L

Return with Combo Pedestal (Continued)

DIMENSIONS
INCHES / MM

PRICING

		NONE MODESTY PANEL (0)		FLUSH FULL MODESTY PANEL (1)	
		1 9/16" (X)			
		FOUNDATION LAMINATE			
		DRAWER FRONT FINISH			
D	W	Source Laminate	Foundation Laminate	Source Laminate	Foundation Laminate
20 / 508	42 / 1067	2156	2328	2278	2450
20 / 508	48 / 1219	2216	2388	2345	2517
20 / 508	54 / 1372	2253	2425	2387	2559
20 / 508	60 / 1524	2298	2470	2438	2610
20 / 508	66 / 1676	2328	2500	2467	2639
20 / 508	72 / 1829	2378	2550	2514	2686
20 / 508	78 / 1981	2421	2593	2558	2730
20 / 508	84 / 2134	2513	2685	2658	2830
24 / 610	42 / 1067	2316	2488	2446	2618
24 / 610	48 / 1219	2375	2547	2510	2682
24 / 610	54 / 1372	2435	2607	2572	2744
24 / 610	60 / 1524	2511	2683	2658	2830
24 / 610	66 / 1676	2545	2717	2692	2864
24 / 610	72 / 1829	2593	2765	2733	2905
24 / 610	78 / 1981	2635	2807	2830	3002
24 / 610	84 / 2134	2680	2852	2933	3105

Xpress

B _ J C C

Cross Grain Return with Combo Pedestal

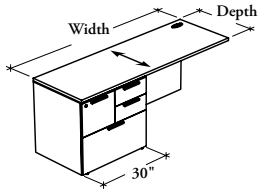

This return is semi-supported and must be connected to the straight user edge and on the full gable side of a desk or credenza. Its full-extension drawers can accommodate both letter- and legal-size paper.

WHAT'S INCLUDED
1 worksurface, 1 combo pedestal (comes with 1 pencil tray, 1 drawer divider, 1 12" hanging file bar and 2 15" cross file bars) with levelers, 1 flush full modesty panel (as specifed), 2 grommets (1 on worksurface and 1 on full modesty panel) (as specifed), pulls (as specified), mounting hardware, lock and keys (as specifed).

WHAT'S EXCLUDED
Wire Management Clips.

NOTES
The box drawers are **not** lockable.

The 12" hanging file bar installs along the width in the 15" file drawer.

The 15" cross file bars install along the depth in the 30" file drawer.

When No Grommet (N) option is specified, Grommet Finish is **not** available.

Edge trim finish on drawer front always match drawer front finish.

Not all Thickness, Finish, Style or Color options are available. Refer to the Application Guide for more details.

PRODUCT OPTIONS

Worksurface Thickness	Modesty Panel Style	Depth	Width	Grommet Option	Storage Configuration	Worksurface Finish	Edge Trim Style
D 1"	**0** None	20, 24	42, 48, 54, 60	**E** Elliptical Grommet (Shown)	**L** Left Handed (Shown)	Source Laminate	**6** Straight Trim (3mm)
M 1 3/16"	**1** Flush, Full (Shown)			**G** Rectangular Grommet	**R** Right Handed	Foundation Laminate	
X 1 9/16"				**N** No Grommet			

SAMPLE ORDER CODE

BXJCC	0	24	42	N	R	2D	6

PRODUCT OPTIONS CONTINUED

Edge Trim Finish	Drawer Front Finish	Case and Modesty Panel Finish	Pull Style	Pull Finish	Grommet Finish (If Applicable)	Key Style
Edge Trim Colors	Source Laminate	Source Laminate	**1** Standard Expansion	Foundation	**Rectangular Grommet:** Foundation Mica	**K** Keyed Alike
	Foundation Laminate		**9** Rectangular (Shown)	Mica	**Elliptical Grommet:** Foundation Mica	**R** Keyed Randomly
					Source Laminate (Wood Prints only)	**N** No Lock

SAMPLE ORDER CODE CONTINUED

4D	3D	LE	9	52		K

See Pricing on the following page.

Xpress

B _ J C C

Cross Grain Return with Combo Pedestal (Continued)

DIMENSIONS INCHES / MM

PRICING

D	W	NONE MODESTY PANEL (0) Source Laminate	FLUSH FULL MODESTY PANEL (1) Source Laminate
		1" (D)	
		SOURCE LAMINATE	
		DRAWER FRONT FINISH	
20 / 508	42 / 1067	1958	2068
20 / 508	48 / 1219	1993	2109
20 / 508	54 / 1372	2011	2132
20 / 508	60 / 1524	2061	2192
24 / 610	42 / 1067	2109	2204
24 / 610	48 / 1219	2157	2254
24 / 610	54 / 1372	2187	2291
24 / 610	60 / 1524	2207	2309

D	W	Source Laminate	Foundation Laminate	Source Laminate	Foundation Laminate
		1 3/16" (M)			
		FOUNDATION LAMINATE			
		DRAWER FRONT FINISH			
20 / 508	42 / 1067	2078	2250	2194	2366
20 / 508	48 / 1219	2134	2306	2262	2434
20 / 508	54 / 1372	2185	2357	2313	2485
20 / 508	60 / 1524	2235	2407	2374	2546
24 / 610	42 / 1067	2184	2356	2302	2474
24 / 610	48 / 1219	2235	2407	2361	2533
24 / 610	54 / 1372	2288	2460	2420	2592
24 / 610	60 / 1524	2356	2528	2494	2666

D	W	Source Laminate	Foundation Laminate	Source Laminate	Foundation Laminate
		1 9/16" (X)			
		FOUNDATION LAMINATE			
		DRAWER FRONT FINISH			
20 / 508	42 / 1067	2156	2328	2278	2450
20 / 508	48 / 1219	2216	2388	2345	2517
20 / 508	54 / 1372	2253	2425	2387	2559
20 / 508	60 / 1524	2298	2470	2438	2610
24 / 610	42 / 1067	2316	2488	2446	2618
24 / 610	48 / 1219	2375	2547	2510	2682
24 / 610	54 / 1372	2435	2607	2572	2744
24 / 610	60 / 1524	2511	2683	2658	2830

Xpress

B _ J L L
Return with Lateral File

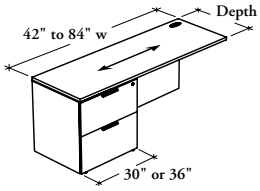

This return is semi-supported and must be connected to the straight user edge and on the full gable side of a desk or credenza. Its full-extension drawers can accommodate both letter- and legal-size paper.

WHAT'S INCLUDED
1 worksurface, 1 lateral file (comes with 4 15" cross file bars) with levelers, 1 flush full modesty panel (as specifed), 2 grommets (1 on worksurface and 1 on full modesty panel) (as specifed), pulls (as specified), mounting hardware, lock and keys (as specifed).

WHAT'S EXCLUDED
Wire Management Clips.

NOTES
The included hanging file bar is to be installed along the depth only.

When No Grommet (N) option is specified, Grommet Finish is **not** available.

Edge trim finish on drawer front always match drawer front finish.

Not all Thickness, Finish, Style or Color options are available. Refer to the Application Guide for more details.

PRODUCT OPTIONS

Worksurface Thickness	Modesty Panel Style	Depth	Width	Storage Width	Grommet Option	Storage Configuration	Worksurface Finish	Edge Trim Style
D 1"	**0** None	20, 24	42, 48, 54, 60, 66, 72, 78, 84	30, 36	**E** Elliptical Grommet (Shown)	**L** Left Handed (Shown)	Source Laminate	**6** Straight Trim (3mm)
M 1 3/16"	**1** Flush, Full (Shown)				**G** Rectangular Grommet	**R** Right Handed	Foundation Laminate	
X 1 9/16"					**N** No Grommet			

SAMPLE ORDER CODE

BDJLL	1	20	60	30	G	L	XS	6

PRODUCT OPTIONS CONTINUED

Edge Trim Finish	Drawer Front Finish	Case and Modesty Panel Finish	Pull Style	Pull Finish	Grommet Finish (If Applicable)	Key Style
Edge Trim Colors	Source Laminate Foundation Laminate	Source Laminate	**1** Standard Expansion **9** Rectangular (Shown)	Foundation Mica	**Rectangular Grommet:** Foundation Mica **Elliptical Grommet:** Foundation Mica Source Laminate (Wood Prints only)	**K** Keyed Alike **R** Keyed Randomly **N** No Lock

SAMPLE ORDER CODE CONTINUED

ST	XS	LE	9	60	60	R

See Pricing on the following page.

Xpress

B _ J L L

Return with Lateral File (Continued)

DIMENSIONS INCHES / MM

PRICING

D	W	NONE MODESTY PANEL (0) Source Laminate	FLUSH FULL MODESTY PANEL (1) Source Laminate
		30" STORAGE WIDTH	
		1" (D)	
		SOURCE LAMINATE	
		DRAWER FRONT FINISH	
20 / 508	42 / 1067	1537	1570
20 / 508	48 / 1219	1575	1609
20 / 508	54 / 1372	1592	1709
20 / 508	60 / 1524	1645	1771
20 / 508	66 / 1676	1674	1809
20 / 508	72 / 1829	1708	1849
20 / 508	78 / 1981	1742	1889
20 / 508	84 / 2134	1775	1922
24 / 610	42 / 1067	1682	1726
24 / 610	48 / 1219	1728	1780
24 / 610	54 / 1372	1761	1816
24 / 610	60 / 1524	1784	1893
24 / 610	66 / 1676	1828	1945
24 / 610	72 / 1829	1864	1984
24 / 610	78 / 1981	1901	2022
24 / 610	84 / 2134	1945	2070
		1 3/16" (M)	
		FOUNDATION LAMINATE	
		DRAWER FRONT FINISH	
		Source Laminate / Foundation Laminate	Source Laminate / Foundation Laminate
20 / 508	42 / 1067	1638 / 1753	1709 / 1824
20 / 508	48 / 1219	1698 / 1813	1780 / 1895
20 / 508	54 / 1372	1746 / 1861	1860 / 1975
20 / 508	60 / 1524	1797 / 1912	1918 / 2033
20 / 508	66 / 1676	1860 / 1975	2050 / 2165
20 / 508	72 / 1829	1902 / 2017	2100 / 2215
20 / 508	78 / 1981	1958 / 2073	2165 / 2280
20 / 508	84 / 2134	2003 / 2118	2217 / 2332
24 / 610	42 / 1067	1820 / 1935	1906 / 2021
24 / 610	48 / 1219	1878 / 1993	1972 / 2087
24 / 610	54 / 1372	1932 / 2047	2031 / 2146
24 / 610	60 / 1524	2004 / 2119	2161 / 2276
24 / 610	66 / 1676	2022 / 2137	2187 / 2302
24 / 610	72 / 1829	2047 / 2162	2215 / 2330
24 / 610	78 / 1981	2095 / 2210	2260 / 2375
24 / 610	84 / 2134	2150 / 2265	2318 / 2433

Pricing is continued on the following page.

Xpress

B _ J L L

Return with Lateral File (Continued)

DIMENSIONS
INCHES / MM

PRICING

NONE MODESTY PANEL (0)

30" STORAGE WIDTH (CONTINUED)

19/16" (X)

FOUNDATION LAMINATE

DRAWER FRONT FINISH

D	W	Source Laminate	Foundation Laminate
20 / 508	42 / 1067	1714	1829
20 / 508	48 / 1219	1778	1893
20 / 508	54 / 1372	1817	1932
20 / 508	60 / 1524	1864	1979
20 / 508	66 / 1676	1896	2011
20 / 508	72 / 1829	1946	2061
20 / 508	78 / 1981	1991	2106
20 / 508	84 / 2134	2082	2197
24 / 610	42 / 1067	1918	2033
24 / 610	48 / 1219	1980	2095
24 / 610	54 / 1372	2040	2155
24 / 610	60 / 1524	2124	2239
24 / 610	66 / 1676	2159	2274
24 / 610	72 / 1829	2207	2322
24 / 610	78 / 1981	2253	2368
24 / 610	84 / 2134	2298	2413

FLUSH FULL MODESTY PANEL (1)

Source Laminate	Foundation Laminate
1764	1879
1850	1965
1935	2050
1985	2100
2081	2196
2134	2249
2179	2294
2287	2402
2047	2162
2114	2229
2233	2348
2322	2437
2360	2475
2413	2528
2462	2577
2508	2623

36" STORAGE WIDTH

1" (D)

SOURCE LAMINATE

DRAWER FRONT FINISH

		Source Laminate
20 / 508	48 / 1219	1658
20 / 508	54 / 1372	1679
20 / 508	60 / 1524	1728
20 / 508	66 / 1676	1756
20 / 508	72 / 1829	1793
20 / 508	78 / 1981	1827
20 / 508	84 / 2134	1858
24 / 610	48 / 1219	1814
24 / 610	54 / 1372	1846
24 / 610	60 / 1524	1864
24 / 610	66 / 1676	1915
24 / 610	72 / 1829	1948
24 / 610	78 / 1981	1985
24 / 610	84 / 2134	2033

Source Laminate
1689
1790
1851
1889
1928
1972
2006
1860
1935
1977
2033
2074
2109
2160

Pricing is continued on the following page.

Xpress

B _ J L L

Return with Lateral File (Continued)

DIMENSIONS INCHES / MM

PRICING

		NONE MODESTY PANEL (0)		FLUSH FULL MODESTY PANEL (1)	
		36" STORAGE WIDTH (CONTINUED)			
		1 3/16" (M)			
		FOUNDATION LAMINATE			
		DRAWER FRONT FINISH			
D	W	Source Laminate	Foundation Laminate	Source Laminate	Foundation Laminate
20 / 508	48 / 1219	1780	1895	1852	1967
20 / 508	54 / 1372	1826	1941	1940	2055
20 / 508	60 / 1524	1878	1993	1996	2111
20 / 508	66 / 1676	1941	2056	2130	2245
20 / 508	72 / 1829	1982	2097	2178	2293
20 / 508	78 / 1981	2037	2152	2247	2362
20 / 508	84 / 2134	2082	2197	2297	2412
24 / 610	48 / 1219	1959	2074	2050	2165
24 / 610	54 / 1372	2012	2127	2109	2224
24 / 610	60 / 1524	2084	2199	2246	2361
24 / 610	66 / 1676	2102	2217	2272	2387
24 / 610	72 / 1829	2129	2244	2297	2412
24 / 610	78 / 1981	2173	2288	2348	2463
24 / 610	84 / 2134	2230	2345	2406	2521
		1 9/16" (X)			
		FOUNDATION LAMINATE			
		DRAWER FRONT FINISH			
		Source Laminate	Foundation Laminate	Source Laminate	Foundation Laminate
20 / 508	48 / 1219	1855	1970	1924	2039
20 / 508	54 / 1372	1895	2010	2009	2124
20 / 508	60 / 1524	1944	2059	2062	2177
20 / 508	66 / 1676	1975	2090	2162	2277
20 / 508	72 / 1829	2027	2142	2218	2333
20 / 508	78 / 1981	2068	2183	2263	2378
20 / 508	84 / 2134	2161	2276	2368	2483
24 / 610	48 / 1219	2059	2174	2196	2311
24 / 610	54 / 1372	2124	2239	2312	2427
24 / 610	60 / 1524	2201	2316	2406	2521
24 / 610	66 / 1676	2236	2351	2443	2558
24 / 610	72 / 1829	2287	2402	2500	2615
24 / 610	78 / 1981	2332	2447	2547	2662
24 / 610	84 / 2134	2380	2495	2598	2713

Xpress

B _ J L C

Cross Grain Return with Lateral File

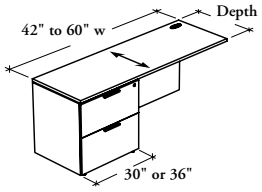

This return is semi-supported and must be connected to the straight user edge and on the full gable side of a desk or credenza. Its full-extension drawers can accommodate both letter- and legal-size paper.

WHAT'S INCLUDED
1 worksurface, 1 lateral file (comes with 4 15" cross file bars) with levelers, 1 flush full modesty panel (as specifed), 2 grommets (1 on worksurface and 1 on full modesty panel) (as specifed), pulls (as specified), mounting hardware, lock and keys (as specifed).

WHAT'S EXCLUDED
Wire Management Clips.

NOTES
The included hanging file bar is to be installed along the depth only.

When No Grommet (N) option is specified, Grommet Finish is **not** available.

Edge trim finish on drawer front always match drawer front finish.

Not all Thickness, Finish, Style or Color options are available. Refer to the Application Guide for more details.

PRODUCT OPTIONS

Worksurface Thickness	Modesty Panel Style	Depth	Width	Storage Width	Grommet Option	Storage Configuration	Worksurface Finish	Edge Trim Style
D 1"	**0** None	20, 24	42, 48, 54, 60	30, 36	**E** Elliptical Grommet (Shown)	**L** Left Handed (Shown)	Source Laminate	**6** Straight Trim (3mm)
M 1 3/16"	**1** Flush, Full (Shown)				**G** Rectangular Grommet	**R** Right Handed	Foundation Laminate	
X 1 9/16"					**N** No Grommet			

SAMPLE ORDER CODE

BDJLC	1	20	48	30	N	L	XS	6

PRODUCT OPTIONS CONTINUED

Edge Trim Finish	Drawer Front Finish	Case and Modesty Panel Finish	Pull Style	Pull Finish	Grommet Finish (If Applicable)	Key Style
Edge Trim Colors	Source Laminate Foundation Laminate	Source Laminate	**1** Standard Expansion **9** Rectangular (Shown)	Foundation Mica	**Rectangular Grommet:** Foundation Mica **Elliptical Grommet:** Foundation Mica Source Laminate (Wood Prints only)	**K** Keyed Alike **R** Keyed Randomly **N** No Lock

SAMPLE ORDER CODE CONTINUED

ST	XS	LE	9	52		R

See Pricing on the following page.

Xpress

B _ J L C

Cross Grain Return with Lateral File (Continued)

DIMENSIONS INCHES / MM

PRICING

D	W	NONE MODESTY PANEL (0)	FLUSH FULL MODESTY PANEL (1)
		30" STORAGE WIDTH	
		1" (D)	
		SOURCE LAMINATE	
		DRAWER FRONT FINISH	
		Source Laminate	Source Laminate
20 / 508	42 / 1067	1537	1570
20 / 508	48 / 1219	1575	1609
20 / 508	54 / 1372	1592	1709
20 / 508	60 / 1524	1645	1771
24 / 610	42 / 1067	1682	1726
24 / 610	48 / 1219	1728	1780
24 / 610	54 / 1372	1761	1816
24 / 610	60 / 1524	1784	1893
		1 3/16" (M)	
		FOUNDATION LAMINATE	
		DRAWER FRONT FINISH	
		Source Laminate / Foundation Laminate	Source Laminate / Foundation Laminate
20 / 508	42 / 1067	1638 / 1753	1709 / 1824
20 / 508	48 / 1219	1698 / 1813	1780 / 1895
20 / 508	54 / 1372	1746 / 1861	1860 / 1975
20 / 508	60 / 1524	1797 / 1912	1918 / 2033
24 / 610	42 / 1067	1820 / 1935	1906 / 2021
24 / 610	48 / 1219	1878 / 1993	1972 / 2087
24 / 610	54 / 1372	1932 / 2047	2031 / 2146
24 / 610	60 / 1524	2004 / 2119	2161 / 2276
		1 9/16" (X)	
		FOUNDATION LAMINATE	
		DRAWER FRONT FINISH	
		Source Laminate / Foundation Laminate	Source Laminate / Foundation Laminate
20 / 508	42 / 1067	1714 / 1829	1764 / 1879
20 / 508	48 / 1219	1778 / 1893	1850 / 1965
20 / 508	54 / 1372	1817 / 1932	1935 / 2050
20 / 508	60 / 1524	1864 / 1979	1985 / 2100
24 / 610	42 / 1067	1918 / 2033	2047 / 2162
24 / 610	48 / 1219	1980 / 2095	2114 / 2229
24 / 610	54 / 1372	2040 / 2155	2233 / 2348
24 / 610	60 / 1524	2124 / 2239	2322 / 2437

Pricing is continued on the following page.

Xpress

B _ J L C

Cross Grain Return with Lateral File (Continued)

DIMENSIONS
INCHES / MM

PRICING

NONE MODESTY PANEL (0) | **FLUSH FULL MODESTY PANEL (1)**

36" STORAGE WIDTH

1" (D)

SOURCE LAMINATE

DRAWER FRONT FINISH

D	W	Source Laminate	Source Laminate
20 / 508	48 / 1219	1658	1689
20 / 508	54 / 1372	1679	1790
20 / 508	60 / 1524	1728	1851
24 / 610	48 / 1219	1814	1860
24 / 610	54 / 1372	1846	1935
24 / 610	60 / 1524	1864	1977

1 3/16" (M)

FOUNDATION LAMINATE

DRAWER FRONT FINISH

D	W	Source Laminate	Foundation Laminate	Source Laminate	Foundation Laminate
20 / 508	48 / 1219	1780	1895	1852	1967
20 / 508	54 / 1372	1826	1941	1940	2055
20 / 508	60 / 1524	1878	1993	1996	2111
24 / 610	48 / 1219	1959	2074	2050	2165
24 / 610	54 / 1372	2012	2127	2109	2224
24 / 610	60 / 1524	2084	2199	2246	2361

1 9/16" (X)

FOUNDATION LAMINATE

DRAWER FRONT FINISH

D	W	Source Laminate	Foundation Laminate	Source Laminate	Foundation Laminate
20 / 508	48 / 1219	1855	1970	1924	2039
20 / 508	54 / 1372	1895	2010	2009	2124
20 / 508	60 / 1524	1944	2059	2062	2177
24 / 610	48 / 1219	2059	2174	2196	2311
24 / 610	54 / 1372	2124	2239	2312	2427
24 / 610	60 / 1524	2201	2316	2406	2521

Xpress

B _ Z P F

Credenza with Double Pedestals – File/File

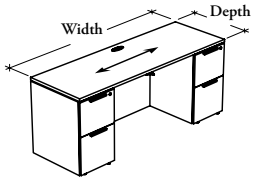

This credenza combines two lockable pedestals with full-extension drawers that can accommodate both letter- and legal-size paper. It offers kneespace clearance.

WHAT'S INCLUDED
1 worksurface, 2 file, file pedestals (come with 4 12" hanging file bars) with levelers, 1 full modesty panel (as specifed), 2 grommets (1 on worksurface and 1 on full modesty panel) (as specifed), pulls (as specified), mounting hardware, lock and keys (as specifed).

WHAT'S EXCLUDED
Wire Management Clips.

NOTES
This credenza **cannot** be connected to a desk.

The included hanging file bar is to be installed along the width only.

When No Grommet (N) option is specified, Grommet Finish is **not** available.

Edge trim finish on drawer front always match drawer front finish.

Not all Thickness, Finish, Style or Color options are available. Refer to the Application Guide for more details.

PRODUCT OPTIONS

Worksurface Thickness	Modesty Panel Style	Depth	Width	Grommet Option	Worksurface Finish	Edge Trim Style
D 1"	**0** None	18, 24	60, 66, 72, 78, 84	**E** Elliptical Grommet (Shown)	Source Laminate	**6** Straight Trim (3mm)
M 1 3/16"	**1** Flush, Full (Shown)			**G** Rectangular Grommet	Foundation Laminate	
X 1 9/16"				**N** No Grommet		

SAMPLE ORDER CODE

BDZPF	0	18	84	N	XS	6

PRODUCT OPTIONS CONTINUED

Edge Trim Finish	Drawer Front Finish	Case and Modesty Panel Finish	Pull Style	Pull Finish	Grommet Finish (If Applicable)	Key Style
Edge Trim Colors	Source Laminate Foundation Laminate	Source Laminate	**1** Standard Expansion **9** Rectangular (Shown)	Foundation Mica	**Rectangular Grommet:** Foundation Mica **Elliptical Grommet:** Foundation Mica Source Laminate (Wood Prints only)	**K** Keyed Alike **R** Keyed Randomly **N** No Lock

SAMPLE ORDER CODE CONTINUED

ST	LE	LE	9	52		K

See Pricing on the following page.

B _ Z P F

Credenza with Double Pedestals – File/File (Continued)

DIMENSIONS INCHES / MM

PRICING

D	W	NONE MODESTY PANEL (0)	FLUSH FULL MODESTY PANEL (1)
		1" (D)	
		SOURCE LAMINATE	
		DRAWER FRONT FINISH	
		Source Laminate	Source Laminate
18 / 457	60 / 1524	2239	2458
18 / 457	66 / 1676	2264	2492
18 / 457	72 / 1829	2296	2534
18 / 457	78 / 1981	2328	2572
18 / 457	84 / 2134	2356	2609
24 / 610	60 / 1524	2486	2606
24 / 610	66 / 1676	2534	2657
24 / 610	72 / 1829	2569	2697
24 / 610	78 / 1981	2603	2736
24 / 610	84 / 2134	2649	2787
		1 3/16" (M)	
		FOUNDATION LAMINATE	
		DRAWER FRONT FINISH	
		Source Laminate / Foundation Laminate	Source Laminate / Foundation Laminate
18 / 457	60 / 1524	2414 / 2525	2623 / 2734
18 / 457	66 / 1676	2470 / 2581	2694 / 2805
18 / 457	72 / 1829	2511 / 2622	2747 / 2858
18 / 457	78 / 1981	2567 / 2678	2813 / 2924
18 / 457	84 / 2134	2608 / 2719	2865 / 2976
24 / 610	60 / 1524	2740 / 2851	2876 / 2987
24 / 610	66 / 1676	2752 / 2863	2944 / 3055
24 / 610	72 / 1829	2783 / 2894	2974 / 3085
24 / 610	78 / 1981	2830 / 2941	3024 / 3135
24 / 610	84 / 2134	2885 / 2996	3084 / 3195
		1 9/16" (X)	
		FOUNDATION LAMINATE	
		DRAWER FRONT FINISH	
		Source Laminate / Foundation Laminate	Source Laminate / Foundation Laminate
18 / 457	60 / 1524	2537 / 2648	2747 / 2858
18 / 457	66 / 1676	2567 / 2678	2783 / 2894
18 / 457	72 / 1829	2617 / 2728	2836 / 2947
18 / 457	78 / 1981	2661 / 2772	2885 / 2996
18 / 457	84 / 2134	2751 / 2862	2992 / 3103
24 / 610	60 / 1524	2916 / 3027	3052 / 3163
24 / 610	66 / 1676	2948 / 3059	3152 / 3263
24 / 610	72 / 1829	3000 / 3111	3205 / 3316
24 / 610	78 / 1981	3050 / 3161	3256 / 3367
24 / 610	84 / 2134	3101 / 3212	3304 / 3415

Xpress

B _ Z P P

Credenza with Double Pedestals – Box/Box/File and File/File

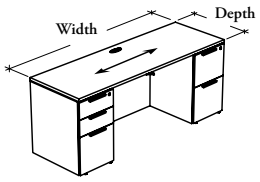

This credenza combine two lockable pedestals with full-extension drawers that can accommodate both letter- and legal-size paper. It offers kneespace clearance.

WHAT'S INCLUDED
1 worksurface, 1 box, box, file pedestal (comes with 1 pencil tray, 1 drawer divider, 1 12" hanging file bar) and 1 file, file pedestal (comes with 2 12" hanging file bars) with levelers, 1 full modesty panel (as specifed), 2 grommets (1 on worksurface and 1 on full modesty panel) (as specifed), pulls (as specified), mounting hardware, lock and keys (as specifed).

WHAT'S EXCLUDED
Wire Management Clips.

NOTES
This credenza **cannot** be connected to a desk.

The included hanging file bar is to be installed along the width only.

When No Grommet (N) option is specified, Grommet Finish is **not** available.

Edge trim finish on drawer front always match drawer front finish.

Not all Thickness, Finish, Style or Color options are available. Refer to the Application Guide for more details.

PRODUCT OPTIONS

Worksurface Thickness	Modesty Panel Style	Depth	Width	Grommet Option	Worksurface Finish	Edge Trim Style
D 1"	**0** None	18, 24	60, 66, 72, 78, 84	**E** Elliptical Grommet (Shown)	Source Laminate	**6** Straight Trim (3mm)
M 1 3/16"	**1** Flush, Full (Shown)			**G** Rectangular Grommet	Foundation Laminate	
X 1 9/16"				**N** No Grommet		

SAMPLE ORDER CODE

BMZPP	1	24	72	G	LW	6

PRODUCT OPTIONS CONTINUED

Edge Trim Finish	Drawer Front Finish	Case and Modesty Panel Finish	Pull Style	Pull Finish	Grommet Finish (If Applicable)	Key Style
Edge Trim Colors	Source Laminate	Source Laminate	**1** Standard Expansion	Foundation	**Rectangular Grommet:** Foundation Mica	**K** Keyed Alike
	Foundation Laminate		**9** Rectangular (Shown)	Mica	**Elliptical Grommet:** Foundation Mica	**R** Keyed Randomly
					Source Laminate (Wood Prints only)	**N** No Lock

SAMPLE ORDER CODE CONTINUED

ST	LW	XS	9	60	60	K

See Pricing on the following page.

Xpress

B _ Z P P

Credenza with Double Pedestals – Box/Box/File and File/File (Continued)

DIMENSIONS INCHES / MM

PRICING

D	W	NONE MODESTY PANEL (0) Source Laminate	FLUSH FULL MODESTY PANEL (1) Source Laminate
		1" (D)	
		SOURCE LAMINATE	
		DRAWER FRONT FINISH	
18 / 457	60 / 1524	2293	2510
18 / 457	66 / 1676	2318	2546
18 / 457	72 / 1829	2349	2592
18 / 457	78 / 1981	2381	2626
18 / 457	84 / 2134	2410	2662
24 / 610	60 / 1524	2540	2657
24 / 610	66 / 1676	2592	2706
24 / 610	72 / 1829	2622	2750
24 / 610	78 / 1981	2656	2789
24 / 610	84 / 2134	2700	2836

D	W	NONE MODESTY PANEL (0) Source Laminate	NONE MODESTY PANEL (0) Foundation Laminate	FLUSH FULL MODESTY PANEL (1) Source Laminate	FLUSH FULL MODESTY PANEL (1) Foundation Laminate
		1 3/16" (M)			
		FOUNDATION LAMINATE			
		DRAWER FRONT FINISH			
18 / 457	60 / 1524	2467	2578	2679	2790
18 / 457	66 / 1676	2520	2631	2747	2858
18 / 457	72 / 1829	2564	2675	2797	2908
18 / 457	78 / 1981	2620	2731	2865	2976
18 / 457	84 / 2134	2661	2772	2919	3030
24 / 610	60 / 1524	2790	2901	2928	3039
24 / 610	66 / 1676	2805	2916	2998	3109
24 / 610	72 / 1829	2834	2945	3026	3137
24 / 610	78 / 1981	2883	2994	3076	3187
24 / 610	84 / 2134	2939	3050	3135	3246

D	W	NONE MODESTY PANEL (0) Source Laminate	NONE MODESTY PANEL (0) Foundation Laminate	FLUSH FULL MODESTY PANEL (1) Source Laminate	FLUSH FULL MODESTY PANEL (1) Foundation Laminate
		1 9/16" (X)			
		FOUNDATION LAMINATE			
		DRAWER FRONT FINISH			
18 / 457	60 / 1524	2593	2704	2797	2908
18 / 457	66 / 1676	2620	2731	2834	2945
18 / 457	72 / 1829	2669	2780	2889	3000
18 / 457	78 / 1981	2710	2821	2939	3050
18 / 457	84 / 2134	2804	2915	3043	3154
24 / 610	60 / 1524	2969	3080	3103	3214
24 / 610	66 / 1676	3002	3113	3205	3316
24 / 610	72 / 1829	3053	3164	3257	3368
24 / 610	78 / 1981	3102	3213	3307	3418
24 / 610	84 / 2134	3154	3265	3356	3467

Xpress

B _ Z U B

Credenza with Single Pedestal – Box/Box/File

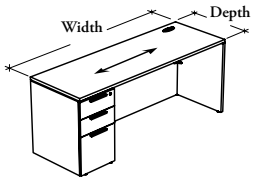

This credenza includes a lockable pedestal with full-extension drawers that can accommodate both letter- and legal-size paper. It can be used alone or is meant to be specified with a bridge, return or peninsula worksurface to form "L" or "U" configuration.

WHAT'S INCLUDED
1 worksurface, 1 full gable with levelers, 1 box, box, file pedestal (comes with 1 pencil tray, 1 drawer divider, 1 12" hanging file bar), 1 modesty panel (as specifed), 2 grommets (1 on worksurface and 1 on full modesty panel) (as specifed), pulls (as specified), mounting hardware, lock and keys (as specifed).

WHAT'S EXCLUDED
Wire Management Clips.

NOTES
The included hanging file bar is to be installed along the width only.

When No Grommet (N) option is specified, Grommet Finish is **not** available.

Edge trim finish on drawer front always match drawer front finish.

Not all Thickness, Finish, Style or Color options are available. Refer to the Application Guide for more details.

PRODUCT OPTIONS

Worksurface Thickness	Modesty Panel Style	Depth	Width	Grommet Option	Storage Configuration	Worksurface Finish	Edge Trim Style
D 1"	**1** Flush, Full (Shown)	18, 24	60, 66, 72, 78, 84	**E** Elliptical Grommet (Shown)	**L** Left (Shown)	Source Laminate	**6** Straight Trim (3mm)
M 1 3/16"	**9** Wall Access			**G** Rectangular Grommet	**R** Right	Foundation Laminate	
X 1 9/16"				**N** No Grommet			

SAMPLE ORDER CODE

BDZUB	9	24	60	N	L	3D	6

PRODUCT OPTIONS CONTINUED

Edge Trim Finish	Drawer Front Finish	Case, Modesty Panel and Gable Finish	Pull Style	Hardware and Pull Finish	Grommet Finish (If Applicable)	Key Style
Edge Trim Colors	Source Laminate	Source Laminate	**1** Standard Expansion	Foundation	**Rectangular Grommet:** Foundation Mica	**K** Keyed Alike
	Foundation Laminate		**9** Rectangular (Shown)	Mica	**Elliptical Grommet:** Foundation Mica	**R** Keyed Randomly
					Source Laminate (Wood Prints only)	**N** No Lock

SAMPLE ORDER CODE CONTINUED

4D	3D	LE	9	52		R

See Pricing on the following page.

Xpress

B_ZUB

Credenza with Single Pedestal – Box/Box/File (Continued)

DIMENSIONS
INCHES / MM

PRICING

		1" (D)	1 3/16" (M)		1 9/16" (X)	
		SOURCE LAMINATE	FOUNDATION LAMINATE			
		DRAWER FRONT FINISH				
D	W	Source Laminate	Source Laminate	Foundation Laminate	Source Laminate	Foundation Laminate
18 / 457	60 / 1524	1664	1832	1887	1928	1983
18 / 457	66 / 1676	1698	1901	1956	1961	2016
18 / 457	72 / 1829	1737	1950	2005	2012	2067
18 / 457	78 / 1981	1778	2016	2071	2059	2114
18 / 457	84 / 2134	1811	2068	2123	2163	2218
24 / 610	60 / 1524	1765	2043	2098	2208	2263
24 / 610	66 / 1676	1817	2052	2107	2241	2296
24 / 610	72 / 1829	1852	2074	2129	2289	2344
24 / 610	78 / 1981	1889	2114	2169	2334	2389
24 / 610	84 / 2134	1940	2172	2227	2380	2435

Xpress

B _ Z U F

Credenza with Single Pedestal – File/File

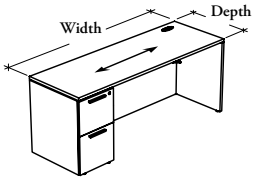

This credenza includes a lockable pedestal with full-extension drawers that can accommodate both letter- and legal-size paper. It can be used alone or is meant to be specified with a bridge, return or peninsula worksurface to form a "L" or "U" configuration.

WHAT'S INCLUDED
1 worksurface, 1 full gable with levelers, 1 file, file pedestal (comes with 2 12" hanging file bar), 1 modesty panel (as specifed), 2 grommets (1 on worksurface and 1 on full modesty panel) (as specifed), pulls (as specified), mounting hardware, lock and keys (as specifed).

WHAT'S EXCLUDED
Wire Management Clips.

NOTES
The included hanging file bar is to be installed along the width only.

When No Grommet (N) option is specified, Grommet Finish is **not** available.

Edge trim finish on drawer front always match drawer front finish.

Not all Thickness, Finish, Style or Color options are available. Refer to the Application Guide for more details.

PRODUCT OPTIONS

Worksurface Thickness	Modesty Panel Style	Depth	Width	Grommet Option	Storage Configuration	Worksurface Finish	Edge Trim Style
D 1"	**1** Flush, Full (Shown)	18, 24	60, 66, 72, 78, 84	**E** Elliptical Grommet (Shown)	**L** Left (Shown)	Source Laminate	**6** Straight Trim (3mm)
M 1 3/16"	**9** Wall Access			**G** Rectangular Grommet	**R** Right	Foundation Laminate	
X 1 9/16"				**N** No Grommet			

SAMPLE ORDER CODE

B**X**ZUF	**1**	**18**	**84**	**G**	**R**	**2E**	**6**

PRODUCT OPTIONS CONTINUED

Edge Trim Finish	Drawer Front Finish	Case, Modesty Panel and Gable Finish	Pull Style	Hardware and Pull Finish	Grommet Finish (If Applicable)	Key Style
Edge Trim Colors	Source Laminate	Source Laminate	**1** Standard Expansion	Foundation	**Rectangular Grommet:** Foundation Mica	**K** Keyed Alike
	Foundation Laminate		**9** Rectangular (Shown)	Mica	**Elliptical Grommet:** Foundation Mica	**R** Keyed Randomly
					Source Laminate (Wood Prints only)	**N** No Lock

SAMPLE ORDER CODE CONTINUED

4E	**2E**	**3E**	**9**	**60**	**60**	**R**

See Pricing on the following page.

Xpress

B_ZUF

Credenza with Single Pedestal – File/File (Continued)

DIMENSIONS INCHES / MM

PRICING

		1" (D)	1 3/16" (M)		1 9/16" (X)	
		SOURCE LAMINATE	FOUNDATION LAMINATE			
		DRAWER FRONT FINISH				
D	W	Source Laminate	Source Laminate	Foundation Laminate	Source Laminate	Foundation Laminate
18 / 457	60 / 1524	1611	1783	1838	1878	1933
18 / 457	66 / 1676	1645	1849	1904	1909	1964
18 / 457	72 / 1829	1684	1899	1954	1961	2016
18 / 457	78 / 1981	1725	1966	2021	2006	2061
18 / 457	84 / 2134	1756	2014	2069	2110	2165
24 / 610	60 / 1524	1713	1991	2046	2157	2212
24 / 610	66 / 1676	1765	2000	2055	2188	2243
24 / 610	72 / 1829	1799	2019	2074	2235	2290
24 / 610	78 / 1981	1836	2062	2117	2284	2339
24 / 610	84 / 2134	1883	2123	2178	2326	2381

Xpress

B _ Z U C

Credenza with Single Combo Pedestal

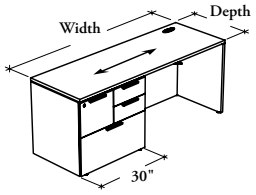

This credenza includes a lockable pedestal with full-extension drawers that can accommodate both letter- and legal-size paper. It can be used alone or is meant to be specified with a bridge, return or peninsula worksurface to form a "L" or "U" configuration.

WHAT'S INCLUDED
1 worksurface, 1 full gable with levelers, 1 combo pedestal (comes with 1 pencil tray, 1 drawer divider, 1 12" hanging file bar and 2 15" cross file bars), 1 modesty panel (as specifed), 2 grommets (1 on worksurface and 1 on full modesty panel) (as specifed), pulls (as specified), mounting hardware, lock and keys (as specifed).

WHAT'S EXCLUDED
Wire Management Clips.

NOTES
The box drawers are **not** lockable.

The 12" hanging file bar installs along the width in the 15" file drawer.

The 15" cross file bars install along the depth in the 30" file drawer.

When No Grommet (N) option is specified, Grommet Finish is **not** available.

Edge trim finish on drawer front always match drawer front finish.

Not all Thickness, Finish, Style or Color options are available. Refer to the Application Guide for more details.

PRODUCT OPTIONS

Worksurface Thickness	Modesty Panel Style	Depth	Width	Grommet Option	Storage Configuration	Worksurface Finish	Edge Trim Style
D 1"	**1** Flush, Full (Shown)	18, 24	60, 66, 72, 78, 84	**E** Elliptical Grommet (Shown)	**L** Left (Shown)	Source Laminate	**6** Straight Trim (3mm)
M 1 3/16"	**9** Wall Access			**G** Rectangular Grommet	**R** Right	Foundation Laminate	
X 1 9/16"				**N** No Grommet			

SAMPLE ORDER CODE

BDZUC	9	24	60	N	L	3E	6

PRODUCT OPTIONS CONTINUED

Edge Trim Finish	Drawer Front Finish	Case, Modesty Panel and Gable Finish	Pull Style	Hardware and Pull Finish	Grommet Finish (If Applicable)	Key Style
Edge Trim Colors	Source Laminate	Source Laminate	**1** Standard Expansion	Foundation	**Rectangular Grommet:** Foundation Mica	**K** Keyed Alike
	Foundation Laminate		**9** Rectangular (Shown)	Mica	**Elliptical Grommet:** Foundation Mica	**R** Keyed Randomly
					Source Laminate (Wood Prints only)	**N** No Lock

SAMPLE ORDER CODE CONTINUED

4E	3E	3E	9	52		R

See Pricing on the following page.

Xpress

B_ZUC

Credenza with Single Combo Pedestal (Continued)

DIMENSIONS
INCHES / MM

PRICING

		1" (D)	1 3/16" (M)		1 9/16" (X)	
		SOURCE LAMINATE	FOUNDATION LAMINATE			
		DRAWER FRONT FINISH				
D	W	Source Laminate	Source Laminate	Foundation Laminate	Source Laminate	Foundation Laminate
18 / 457	60 / 1524	2262	2387	2559	2513	2685
18 / 457	66 / 1676	2294	2453	2625	2545	2717
18 / 457	72 / 1829	2332	2504	2676	2599	2771
18 / 457	78 / 1981	2374	2570	2742	2642	2814
18 / 457	84 / 2134	2408	2620	2792	2748	2920
24 / 610	60 / 1524	2408	2657	2829	2835	3007
24 / 610	66 / 1676	2459	2662	2834	2865	3037
24 / 610	72 / 1829	2497	2685	2857	2914	3086
24 / 610	78 / 1981	2531	2730	2902	2960	3132
24 / 610	84 / 2134	2578	2786	2958	3002	3174

Xpress

B _ Z U L
Credenza with Single Lateral File

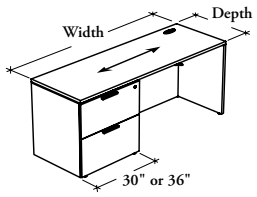

This credenza includes a lockable pedestal with full-extension drawers that can accommodate both letter- and legal-size paper. It can be used alone or is meant to be specified with a bridge, return or peninsula worksurface to form a "L" or "U" configuration.

WHAT'S INCLUDED
1 worksurface, 1 full gable with levelers, 1 lateral file (comes with 4 15" cross file bars), 1 modesty panel (as specifed), 2 grommets (1 on worksurface and 1 on full modesty panel) (as specifed), pulls (as specified), mounting hardware, lock and keys (as specifed).

WHAT'S EXCLUDED
Wire Management Clips.

NOTES
The included cross file bars are to be installed along the depth only.

When No Grommet (N) option is specified, Grommet Finish is **not** available.

Edge trim finish on drawer front always match drawer front finish.

Not all Thickness, Finish, Style or Color options are available. Refer to the Application Guide for more details.

PRODUCT OPTIONS

Worksurface Thickness	Modesty Panel Style	Depth	Width	Storage Width	Grommet Option	Storage Configuration	Worksurface Finish	Edge Trim Style
D 1"	**1** Flush, Full (Shown)	18, 24	60, 66, 72, 78, 84	30, 36	**E** Elliptical Grommet (Shown)	**L** Left (Shown)	Source Laminate	**6** Straight Trim (3mm)
M 1 3/16"	**9** Wall Access				**G** Rectangular Grommet	**R** Right	Foundation Laminate	
X 1 9/16"					**N** No Grommet			

SAMPLE ORDER CODE

BDZUL	9	18	84	30	G	L	3D	6

PRODUCT OPTIONS CONTINUED

Edge Trim Finish	Drawer Front Finish	Case, Modesty Panel and Gable Finish	Pull Style	Hardware and Pull Finish	Grommet Finish (If Applicable)	Key Style
Edge Trim Colors	Source Laminate Foundation Laminate	Source Laminate	**1** Standard Expansion **9** Rectangular (Shown)	Foundation Mica	**Rectangular Grommet:** Foundation Mica **Elliptical Grommet:** Foundation Mica Source Laminate (Wood Prints only)	**K** Keyed Alike **R** Keyed Randomly **N** No Lock

SAMPLE ORDER CODE CONTINUED

4D	3D	XS	9	60	60	R

See Pricing on the following page.

Xpress

B_ZUL

Credenza with Single Lateral File (Continued)

DIMENSIONS INCHES / MM

PRICING

30" STORAGE WIDTH

1" (D)		1 3/16" (M)		1 9/16" (X)	
SOURCE LAMINATE		FOUNDATION LAMINATE			
DRAWER FRONT FINISH					
D	W	Source Laminate	Source Laminate	Foundation Laminate	Source Laminate	Foundation Laminate
18 / 457	60 / 1524	1784	1906	2021	2004	2119
18 / 457	66 / 1676	1816	1973	2088	2035	2150
18 / 457	72 / 1829	1855	2024	2139	2088	2203
18 / 457	78 / 1981	1895	2088	2203	2133	2248
18 / 457	84 / 2134	1928	2137	2252	2235	2350
24 / 610	60 / 1524	1915	2133	2248	2309	2424
24 / 610	66 / 1676	1968	2138	2253	2342	2457
24 / 610	72 / 1829	2004	2159	2274	2385	2500
24 / 610	78 / 1981	2038	2200	2315	2428	2543
24 / 610	84 / 2134	2086	2254	2369	2473	2588

36" STORAGE WIDTH

1" (D)		1 3/16" (M)		1 9/16" (X)	
SOURCE LAMINATE		FOUNDATION LAMINATE			
DRAWER FRONT FINISH					
		Source Laminate	Source Laminate	Foundation Laminate	Source Laminate	Foundation Laminate
18 / 457	60 / 1524	1863	1984	2099	2083	2198
18 / 457	66 / 1676	1899	2051	2166	2113	2228
18 / 457	72 / 1829	1941	2102	2217	2169	2284
18 / 457	78 / 1981	1980	2167	2282	2216	2331
18 / 457	84 / 2134	2012	2217	2332	2316	2431
24 / 610	60 / 1524	2004	2221	2336	2391	2506
24 / 610	66 / 1676	2055	2225	2340	2423	2538
24 / 610	72 / 1829	2094	2246	2361	2470	2585
24 / 610	78 / 1981	2130	2289	2404	2514	2629
24 / 610	84 / 2134	2178	2344	2459	2559	2674

Xpress

B _ Z F S
Credenza with Doors

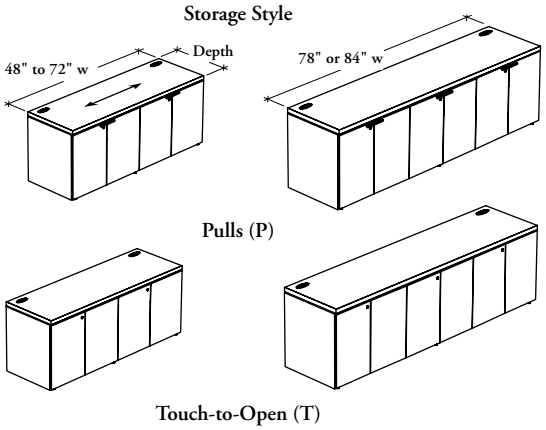

This stand-alone credenza provides a convenient storage areas with shelving.

WHAT'S INCLUDED
1 top, 4 grommets (2 on top, 2 on rear), (as specified), pulls (as specified), levelers, and elements listed below:

	Width		
	48" to 72"	78"	84"
Door	4	6	6
Adjustable Shelf	2	2	3
Lock & Keys (as specified)	2	3	3

NOTES
Holes at 1 1/4" intervals inside door sections allow for shelf height adjustment.

When No Grommet (N) option is specified, Grommet Finish is **not** available.

Edge trim finish on door front always match door front finish.

Not all Thickness, Finish, Style or Color options are available. Refer to the Application Guide for more details.

PRODUCT OPTIONS

Worksurface Thickness	Storage Style	Depth	Width	Grommet Option	Worksurface Finish	Edge Trim Style
D 1"	**P** Pulls	18, 24	48, 54, 60, 66, 72, 78, 84	**E** Elliptical Grommet (Shown)	Source Laminate	**6** Straight Trim (3mm)
M 1 3/16"	**T** Touch-to-Open			**G** Rectangular Grommet	Foundation Laminate	
X 1 9/16"				**N** No Grommet		

SAMPLE ORDER CODE

BMZFS	T	18	72	N	2E	6

PRODUCT OPTIONS CONTINUED

Edge Trim Finish	Door Front Finish	Case Finish	Pull Style (If Applicable)	Pull Finish (If Applicable)	Grommet Finish (If Applicable)	Key Style
Edge Trim Colors	Source Laminate	Source Laminate	**1** Standard Expansion	Foundation	**Rectangular Grommet:** Foundation Mica	**K** Keyed Alike
	Foundation Laminate		**9** Rectangular (Shown)	Mica	**Elliptical Grommet:** Foundation Mica	**R** Keyed Randomly
					Source Laminate (Wood Prints only)	**N** No Lock

SAMPLE ORDER CODE CONTINUED

4E	2E	LE	1	60		K

See Pricing on the following page.

Xpress

B_ZFS

Credenza with Doors (Continued)

DIMENSIONS
INCHES / MM

PRICING

		1" (D)	1 3/16" (M)		1 9/16" (X)	
		SOURCE LAMINATE	FOUNDATION LAMINATE			
		DOOR FRONT FINISH				
D	W	Source Laminate	Source Laminate	Foundation Laminate	Source Laminate	Foundation Laminate
18 / 457	48 / 1219	1809	2039	2217	2098	2276
18 / 457	54 / 1372	1891	2160	2350	2224	2414
18 / 457	60 / 1524	2024	2296	2514	2365	2583
18 / 457	66 / 1676	2162	2443	2680	2515	2752
18 / 457	72 / 1829	2236	2578	2830	2662	2914
18 / 457	78 / 1981	2796	3162	3441	3303	3582
18 / 457	84 / 2134	2904	3294	3591	3446	3743
24 / 610	48 / 1219	2079	2298	2476	2375	2553
24 / 610	54 / 1372	2130	2415	2605	2504	2694
24 / 610	60 / 1524	2272	2567	2785	2661	2879
24 / 610	66 / 1676	2416	2726	2963	2827	3064
24 / 610	72 / 1829	2635	2961	3213	3074	3326
24 / 610	78 / 1981	3136	3504	3783	3682	3961
24 / 610	84 / 2134	3243	3635	3932	3822	4119

Xpress

B _ Z F D
Credenza with Doors and Drawers

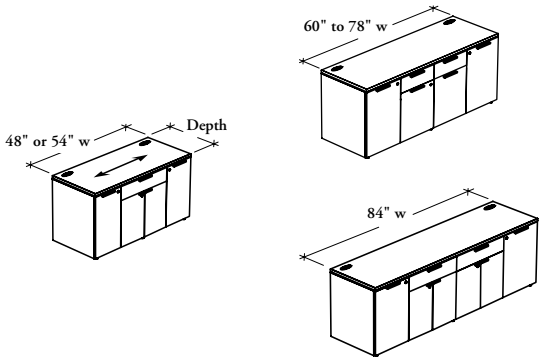

This stand-alone credenza provides a convenient storage areas with shelving and box drawers.

WHAT'S INCLUDED
1 top, 4 grommets (2 on top, 2 on rear) (as specified), pulls (as specified), levelers, and elements listed below:

	Width		
	48"or 54"	60" to 78"	84"
Door	4	4	6
Drawer	1	2	2
Adjustable Shelf	3	3	4
Lock & Keys (as specified)	3	3	4

NOTES
The box drawers are **not** lockable.

Holes at 1 1/4" intervals inside door sections allow for shelf height adjustment.

When No Grommet (N) option is specified, Grommet Finish is **not** available.

Edge trim finish on door and drawer front always match door and drawer front finish.

Not all Thickness, Finish, Style or Color options are available. Refer to the Application Guide for more details.

PRODUCT OPTIONS

Worksurface Thickness	Depth	Width	Grommet Option	Worksurface Finish	Edge Trim Style
D 1"	18, 24	48, 54, 60, 66, 72, 78, 84	**E** Elliptical Grommet (Shown)	Source Laminate	**6** Straight Trim (3mm)
M 1 3/16"			**G** Rectangular Grommet	Foundation Laminate	
X 1 9/16"			**N** No Grommet		

SAMPLE ORDER CODE

BMZFD	18	72	N	LW	6

PRODUCT OPTIONS CONTINUED

Edge Trim Finish	Door and Drawer Front Finish	Case Finish	Pull Style	Pull Finish	Grommet Finish (If Applicable)	Key Style
Edge Trim Colors	Source Laminate	Source Laminate	**1** Standard Expansion	Foundation	**Rectangular Grommet:** Foundation Mica	**K** Keyed Alike
	Foundation Laminate		**9** Rectangular (Shown)	Mica	**Elliptical Grommet:** Foundation Mica	**R** Keyed Randomly
					Source Laminate (Wood Prints only)	**N** No Lock

SAMPLE ORDER CODE CONTINUED

ST	LW	XS	1	60		K

See Pricing on the following page.

Xpress

B _ Z F D

Credenza with Doors and Drawers (Continued)

DIMENSIONS
INCHES / MM

PRICING

		1" (D)	1 3/16" (M)		1 9/16" (X)	
		SOURCE LAMINATE	FOUNDATION LAMINATE			
		DOOR AND DRAWER FRONT FINISH				
D	W	Source Laminate	Source Laminate	Foundation Laminate	Source Laminate	Foundation Laminate
18 / 457	48 / 1219	2733	2978	3156	3033	3211
18 / 457	54 / 1372	2841	3104	3294	3174	3364
18 / 457	60 / 1524	2928	3196	3414	3268	3486
18 / 457	66 / 1676	3035	3337	3574	3413	3650
18 / 457	72 / 1829	3131	3446	3698	3531	3783
18 / 457	78 / 1981	3258	3598	3877	3738	4017
18 / 457	84 / 2134	3406	4036	4333	4176	4473
24 / 610	48 / 1219	3031	3262	3440	3340	3518
24 / 610	54 / 1372	3130	3400	3590	3488	3678
24 / 610	60 / 1524	3230	3503	3721	3597	3815
24 / 610	66 / 1676	3412	3707	3944	3808	4045
24 / 610	72 / 1829	3488	3805	4057	3918	4170
24 / 610	78 / 1981	3641	3983	4262	4157	4436
24 / 610	84 / 2134	3789	4418	4715	4593	4890

Xpress

B _ Z F L

Credenza with Doors and Lateral File

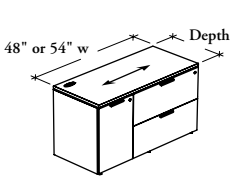

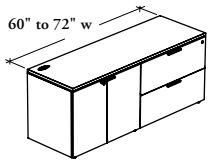

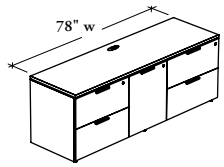

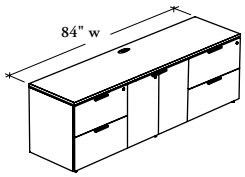

This stand-alone credenza provides a convenient storage areas with shelving and filing that accepts both letter- and legal-size papers.

WHAT'S INCLUDED

1 top, 2 grommets (1 on top, 1 on rear) (as specified), 1 adjustable shelf, pulls (as specified), levelers, and elements listed below:

	Width			
	48"or 54"	60" to 72"	78"	84"
Door	1	2	1	2
Lateral File	2	2	4	4
15" Hanging File Bar	4	4	8	8
Lock & Keys (as specified)	3	3	3	3

NOTES

This lateral file section has a central locking system and full extension drawers that can accommodate both letter- and legal-size paper. It is also equipped with an interlock system that prevents opening more than one drawer at a time.

Holes at 1 1/4" intervals inside door sections allow for shelf height adjustment.

The included hanging file bars are to be installed along the depth only.

When No Grommet (N) option is specified, Grommet Finish is **not** available.

Edge trim finish on door and drawer front always match door and drawer front finish.

Not all Thickness, Finish, Style or Color options are available. Refer to the Application Guide for more details.

PRODUCT OPTIONS

Worksurface Thickness	Depth	Width	Grommet Option	Lateral File Configuration	Worksurface Finish	Edge Trim Style
D 1" **M** 1 3/16" **X** 1 9/16"	18, 24	48, 54, 60, 66, 72, 78, 84	**E** Elliptical Grommet (Shown) **G** Rectangular Grommet **N** No Grommet	**L** Left Side (48" to 72") **R** Right Side (48" to 72") (Shown) **N** Not Applicable (78" or 84" only)	Source Laminate Foundation Laminate	**6** Straight Trim (3mm)

SAMPLE ORDER CODE

BMZFL	18	78	G	N	3E	6

PRODUCT OPTIONS CONTINUED

Edge Trim Finish	Door and Drawer Front Finish	Case Finish	Pull Style	Pull Finish	Grommet Finish (If Applicable)	Key Style
Edge Trim Colors	Source Laminate Foundation Laminate	Source Laminate	**1** Standard Expansion **9** Rectangular (Shown)	Foundation Mica	**Rectangular Grommet:** Foundation Mica **Elliptical Grommet:** Foundation Mica Source Laminate (Wood Prints only)	**K** Keyed Alike **R** Keyed Randomly **N** No Lock

SAMPLE ORDER CODE CONTINUED

4E	3E	3E	1	60	60	K

See Pricing on the following page.

Xpress

B _ Z F L

Credenza with Doors and Lateral File (Continued)

DIMENSIONS INCHES / MM

PRICING

LEFT OR RIGHT SIDE LATERAL FILE CONFIGURATION (L OR R)

		1" (D)	1 3/16" (M)		1 9/16" (X)	
		SOURCE LAMINATE	FOUNDATION LAMINATE			
		DOOR AND DRAWER FRONT FINISH				
D	W	Source Laminate	Source Laminate	Foundation Laminate	Source Laminate	Foundation Laminate
18 / 457	48 / 1219	2053	2313	2491	2373	2551
18 / 457	54 / 1372	2196	2467	2657	2534	2724
18 / 457	60 / 1524	2264	2549	2767	2623	2841
18 / 457	66 / 1676	2428	2728	2965	2800	3037
18 / 457	72 / 1829	2539	2865	3117	2952	3204
24 / 610	48 / 1219	2296	2558	2736	2635	2813
24 / 610	54 / 1372	2467	2741	2931	2829	3019
24 / 610	60 / 1524	2559	2845	3063	2940	3158
24 / 610	66 / 1676	2745	3045	3282	3149	3386
24 / 610	72 / 1829	2900	3241	3493	3356	3608

NOT APPLICABLE LATERAL FILE CONFIGURATION (N)

		1" (D)	1 3/16" (M)		1 9/16" (X)	
		SOURCE LAMINATE	FOUNDATION LAMINATE			
		DOOR AND DRAWER FRONT FINISH				
		Source Laminate	Source Laminate	Foundation Laminate	Source Laminate	Foundation Laminate
18 / 457	78 / 1981	3447	3815	4094	3954	4233
18 / 457	84 / 2134	3677	4067	4364	4219	4516
24 / 610	78 / 1981	3784	4146	4425	4327	4606
24 / 610	84 / 2134	3986	4377	4674	4568	4865

Xpress

B _ Z F D B

Credenza with Doors and Two Box/Box/File Pedestals

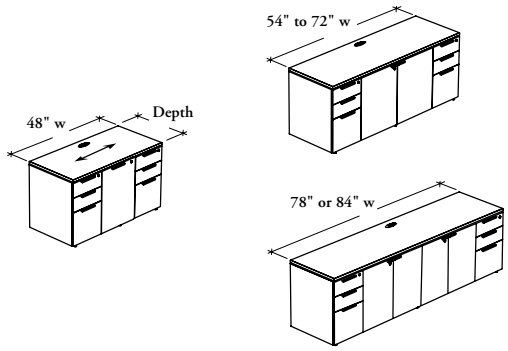

This stand-alone credenza provides a convenient storage areas with shelving, box drawers and filling that accepts both letter- and legal-size papers.

WHAT'S INCLUDED

1 top, 2 grommets (1 on top, 1 on rear) (as specified), 4 box and 2 file drawers, 2 pencil trays, 2 drawer dividers, 2 12" hanging file bars, pulls (as specified), levelers, and elements listed below:

	Width		
	48"	54" to 72"	78" or 84"
Door	1	2	4
Adjustable Shelf	1	1	2
Lock & Keys (as specified)	3	3	4

NOTES

The pedestals sections have a central locking system.

Pedestals have full extension drawers that can accommodate both letter- and legal-size paper.

Holes at 1 1/4" intervals inside door sections allow for shelf height adjustment.

The included hanging file bars are to be installed along the width only.

When No Grommet (N) option is specified, Grommet Finish is **not** available.

Edge trim finish on door and drawer front always match door and drawer front finish.

Not all Thickness, Finish, Style or Color options are available. Refer to the Application Guide for more details.

PRODUCT OPTIONS

Worksurface Thickness	Depth	Width	Grommet Option	Worksurface Finish	Edge Trim Style
D 1"	18, 24	48, 54, 60, 66, 72, 78, 84	**E** Elliptical Grommet (Shown)	Source Laminate	**6** Straight Trim (3mm)
M 1 3/16"			**G** Rectangular Grommet	Foundation Laminate	
X 1 9/16"			**N** No Grommet		

SAMPLE ORDER CODE

B**M**ZFDB	18	72	N	LW	6

PRODUCT OPTIONS CONTINUED

Edge Trim Finish	Door and Drawer Front Finish	Case Finish	Pull Style	Pull Finish	Grommet Finish (If Applicable)	Key Style
Edge Trim Colors	Source Laminate	Source Laminate	**1** Standard Expansion	Foundation	**Rectangular Grommet:** Foundation Mica	**K** Keyed Alike
	Foundation Laminate		**9** Rectangular (Shown)	Mica	**Elliptical Grommet:** Foundation Mica	**R** Keyed Randomly
					Source Laminate (Wood Prints only)	**N** No Lock

SAMPLE ORDER CODE CONTINUED

ST	LW	XS	1	60		R

See Pricing on the following page.

Xpress

B _ Z F D B

Credenza with Doors and Two Box/Box/File Pedestal (Continued)

DIMENSIONS
INCHES / MM

PRICING

		1" (D)	1 3/16" (M)		1 9/16" (X)	
		SOURCE LAMINATE	FOUNDATION LAMINATE			
		DOOR AND DRAWER FRONT FINISH				
D	W	Source Laminate	Source Laminate	Foundation Laminate	Source Laminate	Foundation Laminate
18 / 457	48 / 1219	2781	3084	3262	3140	3318
18 / 457	54 / 1372	2961	3314	3504	3381	3571
18 / 457	60 / 1524	3068	3439	3657	3509	3727
18 / 457	66 / 1676	3176	3582	3819	3659	3896
18 / 457	72 / 1829	3314	3725	3977	3814	4066
18 / 457	78 / 1981	3903	4302	4581	4444	4723
18 / 457	84 / 2134	4090	4526	4823	4677	4974
24 / 610	48 / 1219	3099	3449	3627	3525	3703
24 / 610	54 / 1372	3270	3632	3822	3719	3909
24 / 610	60 / 1524	3363	3763	3981	3855	4073
24 / 610	66 / 1676	3548	3957	4194	4065	4302
24 / 610	72 / 1829	3709	4127	4379	4240	4492
24 / 610	78 / 1981	4296	4700	4979	4871	5150
24 / 610	84 / 2134	4509	4943	5240	5131	5428

Xpress

B _ Z F D F

Credenza with Doors and Two File/File Pedestals

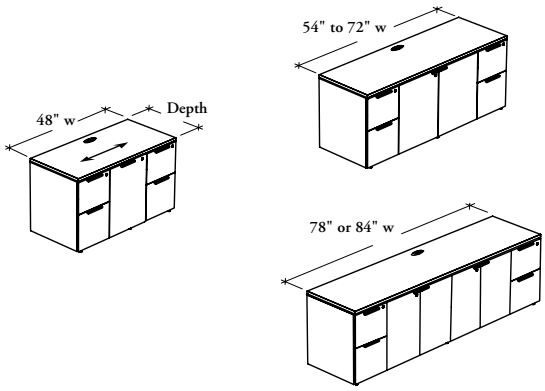

This stand-alone credenza provides a convenient storage areas with shelving and filling that accepts both letter- and legal-size papers.

WHAT'S INCLUDED

1 top, 2 grommets (1 on top, 1 on rear) (as specified), 4 file drawers, 4 12" hanging file bars, pulls (as specified), levelers, and elements listed below:

	Width		
	48"	54" to 72"	78" or 84"
Door	1	2	4
Adjustable Shelf	1	1	2
Lock & Keys (as specified)	3	3	4

NOTES

The pedestals sections have a central locking system.

Pedestals full extension drawers that can accommodate both letter- and legal-size paper.

Holes at 1 1/4" intervals inside door sections allow for shelf height adjustment.

The included hanging file bars are to be installed along the width only.

When No Grommet (N) option is specified, Grommet Finish is **not** available.

Edge trim finish on door and drawer front always match door and drawer front finish.

Not all Thickness, Finish, Style or Color options are available. Refer to the Application Guide for more details.

PRODUCT OPTIONS

Worksurface Thickness	Depth	Width	Grommet Option	Worksurface Finish	Edge Trim Style
D 1"	18, 24	48, 54, 60, 66, 72, 78, 84	**E** Elliptical Grommet (Shown)	Source Laminate	**6** Straight Trim (3mm)
M 1 3/16"			**G** Rectangular Grommet	Foundation Laminate	
X 1 9/16"			**N** No Grommet		

SAMPLE ORDER CODE

BMZFDF	24	72	E	2D	6

PRODUCT OPTIONS CONTINUED

Edge Trim Finish	Door and Drawer Front Finish	Case Finish	Pull Style	Pull Finish	Grommet Finish (If Applicable)	Key Style
Edge Trim Colors	Source Laminate Foundation Laminate	Source Laminate	**1** Standard Expansion **9** Rectangular (Shown)	Foundation Mica	**Rectangular Grommet:** Foundation Mica **Elliptical Grommet:** Foundation Mica Source Laminate (Wood Prints only)	**K** Keyed Alike **R** Keyed Randomly **N** No Lock

SAMPLE ORDER CODE CONTINUED

4D	LW	XS	9	52	52	K

See Pricing on the following page.

B_ZFDF

Credenza with Doors and Two File/File Pedestals (Continued)

DIMENSIONS INCHES / MM

PRICING

		1" (D)	1 3/16" (M)		1 9/16" (X)	
		SOURCE LAMINATE	FOUNDATION LAMINATE			
		DOOR AND DRAWER FRONT FINISH				
D	W	Source Laminate	Source Laminate	Foundation Laminate	Source Laminate	Foundation Laminate
18 / 457	48 / 1219	2611	2990	3168	3047	3225
18 / 457	54 / 1372	2853	3221	3411	3287	3477
18 / 457	60 / 1524	2961	3345	3563	3414	3632
18 / 457	66 / 1676	3071	3491	3728	3569	3806
18 / 457	72 / 1829	3207	3634	3886	3720	3972
18 / 457	78 / 1981	3798	4210	4489	4350	4629
18 / 457	84 / 2134	3987	4354	4651	4510	4807
24 / 610	48 / 1219	3009	3370	3548	3446	3624
24 / 610	54 / 1372	3181	3548	3738	3635	3825
24 / 610	60 / 1524	3274	3680	3898	3773	3991
24 / 610	66 / 1676	3457	3876	4113	3985	4222
24 / 610	72 / 1829	3621	4044	4296	4158	4410
24 / 610	78 / 1981	4191	4617	4896	4794	5073
24 / 610	84 / 2134	4401	4781	5078	4972	5269

desks

desks product map

B_VF Convex Desk with Recessed Modesty – Full Gables

Page 633

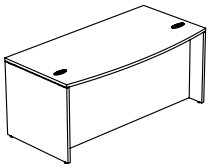

B_RR Rectangular Desk with Recessed Modesty – Full Gables

Page 634

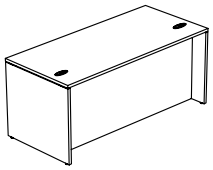

B_RF Rectangular Desk – Full Gables

Page 636

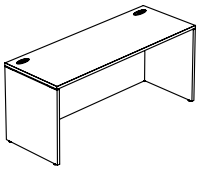

B_RS Rectangular Desk – Full and Half Gables

Page 638

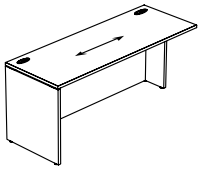

B_RSC Cross Grain Rectangular Desk – Full and Half Gables

Page 640

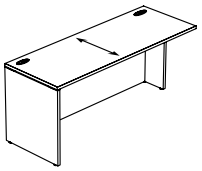

B_RNL Desk Return

Page 642

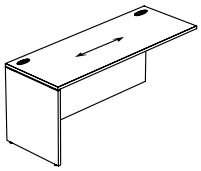

B_RNC Cross Grain Desk Return

Page 643

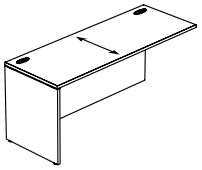

B_RH Rectangular Desk – Half Gables

Page 644

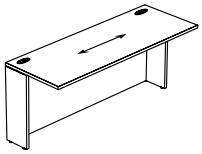

desks product map

B_RHC Cross Grain Rectangular Desk – Half Gables

Page 646

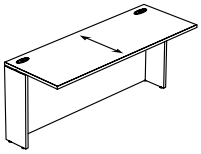

B_CD Corner Desk – Half Gable

Page 648

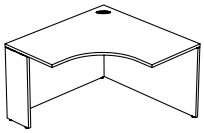

B_ECC Extended Corner Desk – Full Gable

Page 650

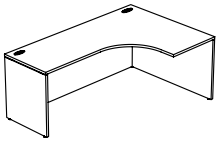

B_EDD Extended Corner Desk – Half Gable

Page 652

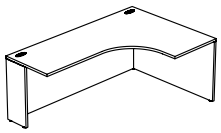

B_PDW Extended D-Shaped Peninsula Desk with Half Modesty

Page 654

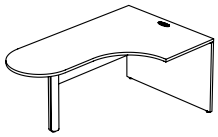

B_PDH Extended D-Shaped Peninsula Desk – Half Gables

Page 656

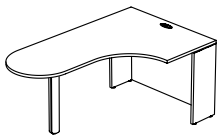

B_BDF D-Shaped Peninsula Desk with Half Modesty

Page 658

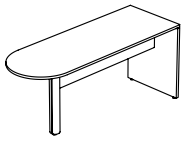

B_BWW D-Shaped Peninsula Worksurface

Page 660

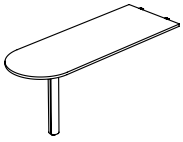

desks product map

B_EPW Extended P-Shaped Peninsula Desk with Half Modesty

Page 662

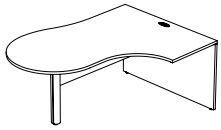

B_EPH Extended P-Shaped Peninsula Desk – Half Gables

Page 664

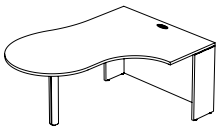

B_PAF P-Shaped Peninsula Desk with Half Modesty

Page 666

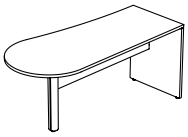

B_RDF Rectangular Peninsula Desk with Half Modesty

Page 668

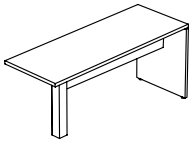

B_RPW Rectangular Peninsula Worksurface

Page 670

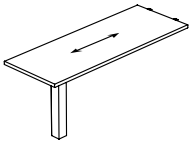

B_RPC Cross Grain Rectangular Peninsula Worksurface

Page 672

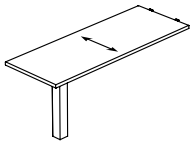

B_RTD Rectangular Table

Page 674

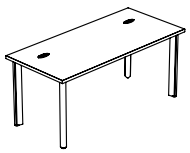

B_RWL Rectangular Worksurface

Page 676

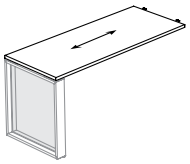

desks product map

B_RWC Cross Grain Rectangular Worksurface

Page 678

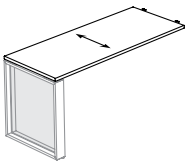

B_RBL Rectangular Bridge

Page 680

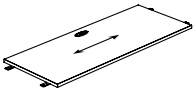

B_RB Cross Grain Rectangular Bridge

Page 681

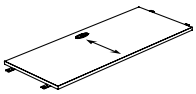

BAMLB Bridge Modesty Panel

Page 682

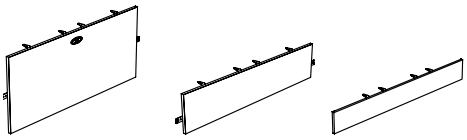

Xpress

B _ V F

Convex Desk with Recessed Modesty – Full Gables

This freestanding desk can be used alone or connected to one semi-supported desk, bridge or return to form a complete workstation.

WHAT'S INCLUDED

1 worksurface, 2 full gables with levelers, 1 modesty panel (as specified), grommets, and hardware.

NOTES

Modesty panel is recessed from rear of worksurface as follows:

	Worksurface Depth		
	24"	30"	36"
Recess from rear	6"	8"	11"

The 1 9/16" (X) thickness is **not** available in all Foundation Laminate and Edge Trim colors. Refer to the finish page of the Application Guide for details.

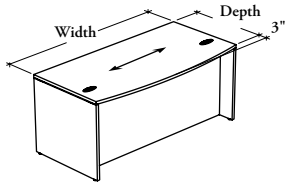

PRODUCT OPTIONS

Worksurface Thickness	Modesty Panel Style	Depth	Width	Worksurface Finish	Edge Trim Style	Edge Trim Finish	Gable and Modesty Panel Finish	Hardware Finish
D 1"	**2** Recessed, Full (Shown)	24, 30, 36	60, 66, 72, 78, 84	Source Laminate	**6** Straight Trim (3mm)	Edge Trim Colors	Source Laminate	Foundation
M 1 3/16"	**6** Recessed, Half			Foundation Laminate				Mica
X 1 9/16"								

SAMPLE ORDER CODE

BDVF	2	24	60	XS	6	ST	LE	60

DIMENSIONS INCHES / MM

PRICING

D	W	1" (D) Source Laminate	1 3/16" (M) Foundation Laminate	1 9/16" (X) Foundation Laminate
24 / 610	60 / 1524	1008	1159	1300
24 / 610	66 / 1676	1065	1191	1387
24 / 610	72 / 1829	1123	1300	1460
24 / 610	78 / 1981	n/a	1360	1515
24 / 610	84 / 2134	n/a	1449	1623
30 / 762	60 / 1524	1145	1300	1460
30 / 762	66 / 1676	1191	1387	1557
30 / 762	72 / 1829	1241	1449	1666
30 / 762	78 / 1981	n/a	1537	1753
30 / 762	84 / 2134	n/a	1611	1840
36 / 914	60 / 1524	n/a	1449	1623
36 / 914	66 / 1676	n/a	1537	1734
36 / 914	72 / 1829	n/a	1642	1840
36 / 914	78 / 1981	n/a	1708	1946
36 / 914	84 / 2134	n/a	1796	2055

Xpress

B _ R R

Rectangular Desk with Recessed Modesty – Full Gables

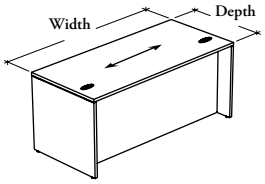

This freestanding desk can be used alone or connected to one semi-supported desk, bridge or return to form a complete workstation.

WHAT'S INCLUDED
1 worksurface, 2 full gables with levelers, 1 modesty panel (as specified), grommets, and hardware.

NOTES
Modesty panel is recessed from rear of worksurface as follows:

	Worksurface Depth		
	24"	30"	36"
Recess from rear	3"	5"	8"

The 1 9/16" (X) thickness is **not** available in all Foundation Laminate and Edge Trim colors. Refer to the finish page of the Application Guide for details.

PRODUCT OPTIONS

Worksurface Thickness	Modesty Panel Style	Depth	Width	Worksurface Finish	Edge Trim Style	Edge Trim Finish	Gable and Modesty Panel Finish	Hardware Finish
D 1" **M** 1 3/16" **X** 1 9/16"	**2** Recessed, Full (Shown) **6** Recessed, Half	24, 30, 36	24, 30, 36, 42, 48, 54, 60, 66, 72, 78, 84	Source Laminate Foundation Laminate	**6** Straight Trim (3mm)	Edge Trim Colors	Source Laminate	Foundation Mica

SAMPLE ORDER CODE

BMRR	2	24	60	LW	6	ST	LE	52

DIMENSIONS
INCHES / MM

PRICING

D	W	1" (D) Source Laminate	1 3/16" (M) Foundation Laminate	1 9/16" (X) Foundation Laminate
24 / 610	24 / 610	650	823	970
24 / 610	30 / 762	683	907	1086
24 / 610	36 / 914	738	953	1127
24 / 610	42 / 1067	768	1017	1191
24 / 610	48 / 1219	823	1086	1258
24 / 610	54 / 1372	856	1145	1333
24 / 610	60 / 1524	877	1230	1431
24 / 610	66 / 1676	933	1244	1460
24 / 610	72 / 1829	970	1265	1515
24 / 610	78 / 1981	n/a	1319	1570
24 / 610	84 / 2134	n/a	1387	1623

Pricing is continued on the following page.

Xpress

B _ R R

Rectangular Desk with Recessed Modesty – Full Gables (Continued)

DIMENSIONS INCHES / MM		PRICING		
		1" (D)	1 3/16" (M)	1 9/16" (X)
D	W	Source Laminate	Foundation Laminate	Foundation Laminate
30 / 762	24 / 610	738	907	1137
30 / 762	30 / 762	755	970	1176
30 / 762	36 / 914	791	1072	1230
30 / 762	42 / 1067	833	1086	1275
30 / 762	48 / 1219	899	1114	1319
30 / 762	54 / 1372	941	1168	1449
30 / 762	60 / 1524	989	1240	1493
30 / 762	66 / 1676	1029	1300	1557
30 / 762	72 / 1829	1049	1405	1602
30 / 762	78 / 1981	n/a	1449	1679
30 / 762	84 / 2134	n/a	1503	1734
36 / 914	24 / 610	n/a	953	1176
36 / 914	30 / 762	n/a	996	1230
36 / 914	36 / 914	n/a	1102	1288
36 / 914	42 / 1067	n/a	1114	1354
36 / 914	48 / 1219	n/a	1127	1405
36 / 914	54 / 1372	n/a	1191	1493
36 / 914	60 / 1524	n/a	1275	1537
36 / 914	66 / 1676	n/a	1342	1602
36 / 914	72 / 1829	n/a	1449	1655
36 / 914	78 / 1981	n/a	1460	1720
36 / 914	84 / 2134	n/a	1557	1786

Xpress

B _ R F
Rectangular Desk – Full Gables

This freestanding desk can be used alone or connected to one semi-supported desk, bridge or return to form a complete workstation.

WHAT'S INCLUDED
1 worksurface, 2 full gables with levelers, 1 modesty panel (as specified), grommets, and hardware.

NOTES
The 1 9/16" (X) thickness is **not** available in all Foundation Laminate and Edge Trim colors. Refer to the finish page of the Application Guide for details.

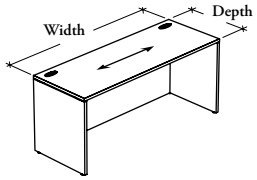

PRODUCT OPTIONS

Worksurface Thickness	Modesty Panel Style	Depth	Width	Worksurface Finish	Edge Trim Style	Edge Trim Finish	Gable and Modesty Panel Finish	Hardware Finish
D 1" **M** 1 3/16" **X** 1 9/16"	**1** Flush, Full (Shown) **5** Flush, Half **7** Flush, Full, No Grommet **9** Wall Access	20, 24, 30, 36	18, 24, 30, 36, 42, 48, 54, 60, 66, 72, 78, 84	Source Laminate Foundation Laminate	**6** Straight Trim (3mm)	Edge Trim Colors	Source Laminate	Foundation Mica

SAMPLE ORDER CODE

BMRF	1	24	48	LW	6	ST	LE	52

DIMENSIONS
INCHES / MM

PRICING

D	W	1" (D) Source Laminate	1 3/16" (M) Foundation Laminate	1 9/16" (X) Foundation Laminate
20 / 508	18 / 457	554	660	802
20 / 508	24 / 610	586	713	856
20 / 508	30 / 762	626	777	899
20 / 508	36 / 914	668	843	941
20 / 508	42 / 1067	702	899	996
20 / 508	48 / 1219	746	970	1072
20 / 508	54 / 1372	765	1029	1114
20 / 508	60 / 1524	833	1091	1168
20 / 508	66 / 1676	866	1168	1200
20 / 508	72 / 1829	907	1223	1258
20 / 508	78 / 1981	n/a	1300	1307
20 / 508	84 / 2134	n/a	1354	1431
24 / 610	18 / 457	595	713	918
24 / 610	24 / 610	650	823	970
24 / 610	30 / 762	683	907	1086
24 / 610	36 / 914	738	953	1127
24 / 610	42 / 1067	768	1017	1191
24 / 610	48 / 1219	823	1086	1258
24 / 610	54 / 1372	856	1145	1333
24 / 610	60 / 1524	877	1230	1431
24 / 610	66 / 1676	933	1244	1460
24 / 610	72 / 1829	970	1265	1515
24 / 610	78 / 1981	n/a	1319	1570
24 / 610	84 / 2134	n/a	1387	1623

Pricing is continued on the following page.

Xpress

B _ R F

Rectangular Desk – Full Gables (Continued)

DIMENSIONS INCHES / MM		PRICING		
		1" (D)	1 3/16" (M)	1 9/16" (X)
D	W	Source Laminate	Foundation Laminate	Foundation Laminate
30 / 762	18 / 457	660	768	1060
30 / 762	24 / 610	738	907	1137
30 / 762	30 / 762	755	970	1176
30 / 762	36 / 914	791	1072	1230
30 / 762	42 / 1067	833	1086	1275
30 / 762	48 / 1219	899	1114	1319
30 / 762	54 / 1372	941	1168	1449
30 / 762	60 / 1524	989	1240	1493
30 / 762	66 / 1676	1029	1300	1557
30 / 762	72 / 1829	1049	1405	1602
30 / 762	78 / 1981	n/a	1449	1679
30 / 762	84 / 2134	n/a	1503	1734
36 / 914	18 / 457	n/a	899	1127
36 / 914	24 / 610	n/a	953	1176
36 / 914	30 / 762	n/a	996	1230
36 / 914	36 / 914	n/a	1102	1288
36 / 914	42 / 1067	n/a	1114	1354
36 / 914	48 / 1219	n/a	1127	1405
36 / 914	54 / 1372	n/a	1191	1493
36 / 914	60 / 1524	n/a	1275	1537
36 / 914	66 / 1676	n/a	1342	1602
36 / 914	72 / 1829	n/a	1449	1655
36 / 914	78 / 1981	n/a	1460	1720
36 / 914	84 / 2134	n/a	1557	1786

Xpress

B _ R S

Rectangular Desk – Full and Half Gables

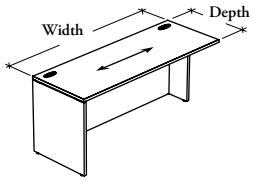

This desk is ideal for completing a variety of workstation configurations.

WHAT'S INCLUDED
1 worksurface, 1 full and 1 half gables with levelers, 1 modesty panel (as specified), 1 linking plate, grommets, and hardware.

NOTES
This desk is semi-supported and must be connected to another desk or credenza on the half-gable side.

The 1 9/16" (X) thickness is **not** available in all Foundation Laminate and Edge Trim colors. Refer to the finish page of the Application Guide for details.

PRODUCT OPTIONS

Worksurface Thickness	Modesty Panel Style	Depth	Width	Configuration	Worksurface Finish	Edge Trim Style	Edge Trim Finish	Gable and Modesty Panel Finish	Hardware Finish
D 1" **M** 1 3/16" **X** 1 9/16"	**1** Flush, Full (Shown) **5** Flush, Half **9** Wall Access	20, 24, 30, 36	18, 24, 30, 36, 42, 48, 54, 60, 66, 72, 78, 84	**L** Left Handed (Shown) **R** Right Handed	Source Laminate Foundation Laminate	**6** Straight Trim (3mm)	Edge Trim Colors	Source Laminate	Foundation Mica

SAMPLE ORDER CODE

BDRS	9	24	48	L	3E	6	4E	3E	52

DIMENSIONS INCHES / MM

PRICING

		1" (D)	1 3/16" (M)	1 9/16" (X)
D	W	Source Laminate	Foundation Laminate	Foundation Laminate
20 / 508	18 / 457	554	660	802
20 / 508	24 / 610	586	713	856
20 / 508	30 / 762	626	777	899
20 / 508	36 / 914	668	843	941
20 / 508	42 / 1067	702	899	996
20 / 508	48 / 1219	746	970	1072
20 / 508	54 / 1372	765	1029	1114
20 / 508	60 / 1524	833	1091	1168
20 / 508	66 / 1676	866	1168	1200
20 / 508	72 / 1829	907	1223	1258
20 / 508	78 / 1981	n/a	1300	1307
20 / 508	84 / 2134	n/a	1354	1431
24 / 610	18 / 457	595	713	918
24 / 610	24 / 610	650	823	970
24 / 610	30 / 762	683	907	1086
24 / 610	36 / 914	738	953	1127
24 / 610	42 / 1067	768	1017	1191
24 / 610	48 / 1219	823	1086	1258
24 / 610	54 / 1372	856	1145	1333
24 / 610	60 / 1524	877	1230	1431
24 / 610	66 / 1676	933	1244	1460
24 / 610	72 / 1829	970	1265	1515
24 / 610	78 / 1981	n/a	1319	1570
24 / 610	84 / 2134	n/a	1387	1623

Pricing is continued on the following page.

Xpress

B _ R S

Rectangular Desk – Full and Half Gables (Continued)

DIMENSIONS INCHES / MM		PRICING		
		1" (D)	1 3/16" (M)	1 9/16" (X)
D	W	Source Laminate	Foundation Laminate	Foundation Laminate
30 / 762	18 / 457	660	768	1060
30 / 762	24 / 610	738	907	1137
30 / 762	30 / 762	755	970	1176
30 / 762	36 / 914	791	1072	1230
30 / 762	42 / 1067	833	1086	1275
30 / 762	48 / 1219	899	1114	1319
30 / 762	54 / 1372	941	1168	1449
30 / 762	60 / 1524	989	1240	1493
30 / 762	66 / 1676	1029	1300	1557
30 / 762	72 / 1829	1049	1405	1602
30 / 762	78 / 1981	n/a	1449	1679
30 / 762	84 / 2134	n/a	1503	1734
36 / 914	18 / 457	n/a	899	1127
36 / 914	24 / 610	n/a	953	1176
36 / 914	30 / 762	n/a	996	1230
36 / 914	36 / 914	n/a	1102	1288
36 / 914	42 / 1067	n/a	1114	1354
36 / 914	48 / 1219	n/a	1127	1405
36 / 914	54 / 1372	n/a	1191	1493
36 / 914	60 / 1524	n/a	1275	1537
36 / 914	66 / 1676	n/a	1342	1602
36 / 914	72 / 1829	n/a	1449	1655
36 / 914	78 / 1981	n/a	1460	1720
36 / 914	84 / 2134	n/a	1557	1786

Xpress

B _ R S C

Cross Grain Rectangular Desk – Full and Half Gables

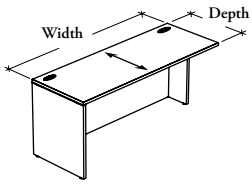

This desk is ideal for completing a variety of workstation configurations.

WHAT'S INCLUDED
1 worksurface, 1 full and 1 half gables with levelers, 1 modesty panel (as specified), 1 linking plate, grommets, and hardware.

NOTES
This desk is semi-supported and must be connected to another desk or credenza on the half-gable side.

The 1 9/16" (X) thickness is **not** available in all Foundation Laminate and Edge Trim colors. Refer to the finish page of the Application Guide for details.

PRODUCT OPTIONS

Worksurface Thickness	Modesty Panel Style	Depth	Width	Configuration	Worksurface Finish	Edge Trim Style	Edge Trim Finish	Gable and Modesty Panel Finish	Hardware Finish
D 1"	**1** Flush, Full (Shown)	20, 24, 30, 36	18, 24, 30, 36, 42, 48, 54, 60	**L** Left Handed (Shown)	Source Laminate	**6** Straight Trim (3mm)	Edge Trim Colors	Source Laminate	Foundation
M 1 3/16"	**5** Flush, Half			**R** Right Handed	Foundation Laminate				Mica
X 1 9/16"	**9** Wall Access								

SAMPLE ORDER CODE

BMRSC	1	30	60	R	LW	6	ST	XS	52

DIMENSIONS
INCHES / MM

PRICING

D	W	1" (D) Source Laminate	1 3/16" (M) Foundation Laminate	1 9/16" (X) Foundation Laminate
20 / 508	18 / 457	554	660	802
20 / 508	24 / 610	586	713	856
20 / 508	30 / 762	626	777	899
20 / 508	36 / 914	668	843	941
20 / 508	42 / 1067	702	899	996
20 / 508	48 / 1219	746	970	1072
20 / 508	54 / 1372	765	1029	1114
20 / 508	60 / 1524	833	1091	1168
24 / 610	18 / 457	595	713	918
24 / 610	24 / 610	650	823	970
24 / 610	30 / 762	683	907	1086
24 / 610	36 / 914	738	953	1127
24 / 610	42 / 1067	768	1017	1191
24 / 610	48 / 1219	823	1086	1258
24 / 610	54 / 1372	856	1145	1333
24 / 610	60 / 1524	877	1230	1431

Pricing is continued on the following page.

Xpress

B _ R S C

Cross Grain Rectangular Desk – Full and Half Gables (Continued)

DIMENSIONS INCHES / MM		PRICING		
		1" (D)	1 3/16" (M)	1 9/16" (X)
D	W	Source Laminate	Foundation Laminate	Foundation Laminate
30 / 762	18 / 457	660	768	1060
30 / 762	24 / 610	738	907	1137
30 / 762	30 / 762	755	970	1176
30 / 762	36 / 914	791	1072	1230
30 / 762	42 / 1067	833	1086	1275
30 / 762	48 / 1219	899	1114	1319
30 / 762	54 / 1372	941	1168	1449
30 / 762	60 / 1524	989	1240	1493
36 / 914	18 / 457	n/a	899	1127
36 / 914	24 / 610	n/a	953	1176
36 / 914	30 / 762	n/a	996	1230
36 / 914	36 / 914	n/a	1102	1288
36 / 914	42 / 1067	n/a	1114	1354
36 / 914	48 / 1219	n/a	1127	1405
36 / 914	54 / 1372	n/a	1191	1493
36 / 914	60 / 1524	n/a	1275	1537

Xpress

B _ R N L
Desk Return

The Desk Return **cannot** be used alone, it must be connected to the straight user edge and on the full gable side of a desk or credenza.

WHAT'S INCLUDED
1 worksurface, 1 full gable with levelers, 1 modesty panel (as specified), 1 linking plate, grommets, and hardware.

NOTES
The 1 9/16" (X) thickness is **not** available in all Foundation Laminate and Edge Trim colors. Refer to the finish page of the Application Guide for details.

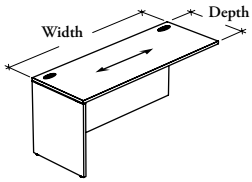

PRODUCT OPTIONS

Worksurface Thickness	Modesty Panel Style	Depth	Width	Configuration	Worksurface Finish	Edge Trim Style	Edge Trim Finish	Gable and Modesty Panel Finish	Hardware Finish
D 1"	**1** Flush, Full (Shown)	20, 24	18, 24, 30, 36, 42, 48, 54, 60	**L** Left Handed (Shown)	Source Laminate	**6** Straight Trim (3mm)	Edge Trim Colors	Source Laminate	Foundation
M 1 3/16"	**9** Wall Access			**R** Right Handed	Foundation Laminate				Mica
X 1 9/16"									

SAMPLE ORDER CODE

BMRNL	1	20	60	R	LW	6	ST	XS	74

DIMENSIONS
INCHES / MM

PRICING

		1" (D)	1 3/16" (M)	1 9/16" (X)
D	W	Source Laminate	Foundation Laminate	Foundation Laminate
20 / 508	18 / 457	464	571	712
20 / 508	24 / 610	496	625	768
20 / 508	30 / 762	536	688	808
20 / 508	36 / 914	581	753	853
20 / 508	42 / 1067	614	808	907
20 / 508	48 / 1219	657	884	982
20 / 508	54 / 1372	678	939	1025
20 / 508	60 / 1524	745	1004	1080
24 / 610	18 / 457	508	625	833
24 / 610	24 / 610	562	731	884
24 / 610	30 / 762	592	818	995
24 / 610	36 / 914	647	864	1040
24 / 610	42 / 1067	681	931	1102
24 / 610	48 / 1219	731	995	1168
24 / 610	54 / 1372	768	1056	1244
24 / 610	60 / 1524	785	1143	1340

Xpress

B _ R N C
Cross Grain Desk Return

The Desk Return **cannot** be used alone, it must be connected to the straight user edge and on the full gable side of a desk or credenza.

WHAT'S INCLUDED
1 worksurface, 1 full gable with levelers, 1 modesty panel (as specified), 1 linking plate, grommets, and hardware.

NOTES
The 1 9/16" (X) thickness is **not** available in all Foundation Laminate and Edge Trim colors. Refer to the finish page of the Application Guide for details.

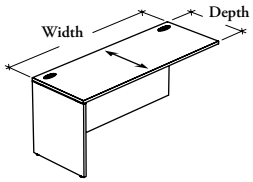

PRODUCT OPTIONS

Worksurface Thickness	Modesty Panel Style	Depth	Width	Configuration	Worksurface Finish	Edge Trim Style	Edge Trim Finish	Gable and Modesty Panel Finish	Hardware Finish
D 1"	**1** Flush, Full (Shown)	20, 24	18, 24, 30, 36, 42, 48, 54, 60	**L** Left Handed (Shown)	Source Laminate	**6** Straight Trim (3mm)	Edge Trim Colors	Source Laminate	Foundation
M 1 3/16"	**9** Wall Access			**R** Right Handed	Foundation Laminate				Mica
X 1 9/16"									

SAMPLE ORDER CODE

BXRNC	9	20	36	L	LW	6	ST	XS	60

DIMENSIONS
INCHES / MM

PRICING

D	W	1" (D) Source Laminate	1 3/16" (M) Foundation Laminate	1 9/16" (X) Foundation Laminate
20 / 508	18 / 457	464	571	712
20 / 508	24 / 610	496	625	768
20 / 508	30 / 762	536	688	808
20 / 508	36 / 914	581	753	853
20 / 508	42 / 1067	614	808	907
20 / 508	48 / 1219	657	884	982
20 / 508	54 / 1372	678	939	1025
20 / 508	60 / 1524	745	1004	1080
24 / 610	18 / 457	508	625	833
24 / 610	24 / 610	562	731	884
24 / 610	30 / 762	592	818	995
24 / 610	36 / 914	647	864	1040
24 / 610	42 / 1067	681	931	1102
24 / 610	48 / 1219	731	995	1168
24 / 610	54 / 1372	768	1056	1244
24 / 610	60 / 1524	785	1143	1340

Xpress

B _ R H
Rectangular Desk – Half Gables

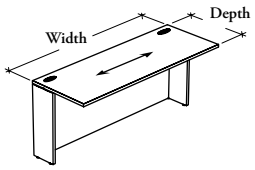

This desk is used as a bridge between other semi-supported desks.

WHAT'S INCLUDED
1 worksurface, 2 half gables with levelers, 1 modesty panel (as specified), 2 linking plates, grommets, and hardware.

NOTES
This desk is semi-supported and must be connected to other desks or credenzas on both sides.

The 1 9/16" (X) thickness is **not** available in all Foundation Laminate and Edge Trim colors. Refer to the finish page of the Application Guide for details.

PRODUCT OPTIONS

Worksurface Thickness	Modesty Panel Style	Depth	Width	Worksurface Finish	Edge Trim Style	Edge Trim Finish	Gable and Modesty Panel Finish	Hardware Finish
D 1" **M** 1 3/16" **X** 1 9/16"	**1** Flush, Full (Shown) **5** Flush, Half **9** Wall Access	20, 24, 30, 36	18, 24, 30, 36, 42, 48, 54, 60, 66, 72, 78, 84	Source Laminate Foundation Laminate	**6** Straight Trim (3mm)	Edge Trim Colors	Source Laminate	Foundation Mica

SAMPLE ORDER CODE

BMRH	1	24	48	2D	6	4D	3D	52

DIMENSIONS
INCHES / MM

PRICING

D	W	1" (D) Source Laminate	1 3/16" (M) Foundation Laminate	1 9/16" (X) Foundation Laminate
20 / 508	18 / 457	554	660	802
20 / 508	24 / 610	586	713	856
20 / 508	30 / 762	626	777	899
20 / 508	36 / 914	668	843	941
20 / 508	42 / 1067	702	899	996
20 / 508	48 / 1219	746	970	1072
20 / 508	54 / 1372	765	1029	1114
20 / 508	60 / 1524	833	1091	1168
20 / 508	66 / 1676	866	1168	1200
20 / 508	72 / 1829	907	1223	1258
20 / 508	78 / 1981	n/a	1300	1307
20 / 508	84 / 2134	n/a	1354	1431
24 / 610	18 / 457	595	713	918
24 / 610	24 / 610	650	823	970
24 / 610	30 / 762	683	907	1086
24 / 610	36 / 914	738	953	1127
24 / 610	42 / 1067	768	1017	1191
24 / 610	48 / 1219	823	1086	1258
24 / 610	54 / 1372	856	1145	1333
24 / 610	60 / 1524	877	1230	1431
24 / 610	66 / 1676	933	1244	1460
24 / 610	72 / 1829	970	1265	1515
24 / 610	78 / 1981	n/a	1319	1570
24 / 610	84 / 2134	n/a	1387	1623

Pricing is continued on the following page.

Xpress

B _ R H

Rectangular Desk – Half Gables (Continued)

DIMENSIONS INCHES / MM		PRICING		
		1" (D)	1 3/16" (M)	1 9/16" (X)
D	W	Source Laminate	Foundation Laminate	Foundation Laminate
30 / 762	18 / 457	660	768	1060
30 / 762	24 / 610	738	907	1137
30 / 762	30 / 762	755	970	1176
30 / 762	36 / 914	791	1072	1230
30 / 762	42 / 1067	833	1086	1275
30 / 762	48 / 1219	899	1114	1319
30 / 762	54 / 1372	941	1168	1449
30 / 762	60 / 1524	989	1240	1493
30 / 762	66 / 1676	1029	1300	1557
30 / 762	72 / 1829	1049	1405	1602
30 / 762	78 / 1981	n/a	1449	1679
30 / 762	84 / 2134	n/a	1503	1734
36 / 914	18 / 457	n/a	899	1127
36 / 914	24 / 610	n/a	953	1176
36 / 914	30 / 762	n/a	996	1230
36 / 914	36 / 914	n/a	1102	1288
36 / 914	42 / 1067	n/a	1114	1354
36 / 914	48 / 1219	n/a	1127	1405
36 / 914	54 / 1372	n/a	1191	1493
36 / 914	60 / 1524	n/a	1275	1537
36 / 914	66 / 1676	n/a	1342	1602
36 / 914	72 / 1829	n/a	1449	1655
36 / 914	78 / 1981	n/a	1460	1720
36 / 914	84 / 2134	n/a	1557	1786

Xpress

B _ R H C

Cross Grain Rectangular Desk – Half Gables

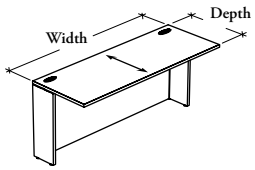

This desk is used as a bridge between other semi-supported desks.

WHAT'S INCLUDED
1 worksurface, 2 half gables with levelers, 1 modesty panel (as specified), 2 linking plates, grommets, and hardware.

NOTES
This desk is semi-supported and must be connected to other desks or credenzas on both sides.

The 1 9/16" (X) thickness is **not** available in all Foundation Laminate and Edge Trim colors. Refer to the finish page of the Application Guide for details.

PRODUCT OPTIONS

Worksurface Thickness	Modesty Panel Style	Depth	Width	Worksurface Finish	Edge Trim Style	Edge Trim Finish	Gable and Modesty Panel Finish	Hardware Finish
D 1"	**1** Flush, Full (Shown)	20, 24, 30, 36	18, 24, 30, 36, 42, 48, 54, 60	Source Laminate	**6** Straight Trim (3mm)	Edge Trim Colors	Source Laminate	Foundation
M 1 3/16"	**5** Flush, Half			Foundation Laminate				Mica
X 1 9/16"	**9** Wall Access							

SAMPLE ORDER CODE

BMRHC	9	24	48	LW	6	ST	LE	52

DIMENSIONS
INCHES / MM

PRICING

D	W	1" (D) Source Laminate	1 3/16" (M) Foundation Laminate	1 9/16" (X) Foundation Laminate
20 / 508	18 / 457	554	660	802
20 / 508	24 / 610	586	713	856
20 / 508	30 / 762	626	777	899
20 / 508	36 / 914	668	843	941
20 / 508	42 / 1067	702	899	996
20 / 508	48 / 1219	746	970	1072
20 / 508	54 / 1372	765	1029	1114
20 / 508	60 / 1524	833	1091	1168
24 / 610	18 / 457	595	713	918
24 / 610	24 / 610	650	823	970
24 / 610	30 / 762	683	907	1086
24 / 610	36 / 914	738	953	1127
24 / 610	42 / 1067	768	1017	1191
24 / 610	48 / 1219	823	1086	1258
24 / 610	54 / 1372	856	1145	1333
24 / 610	60 / 1524	877	1230	1431

Pricing is continued on the following page.

Xpress

B _ R H C

Cross Grain Rectangular Desk – Half Gables (Continued)

DIMENSIONS INCHES / MM

PRICING

		1" (D)	1 3/16" (M)	1 9/16" (X)
D	W	Source Laminate	Foundation Laminate	Foundation Laminate
30 / 762	18 / 457	660	768	1060
30 / 762	24 / 610	738	907	1137
30 / 762	30 / 762	755	970	1176
30 / 762	36 / 914	791	1072	1230
30 / 762	42 / 1067	833	1086	1275
30 / 762	48 / 1219	899	1114	1319
30 / 762	54 / 1372	941	1168	1449
30 / 762	60 / 1524	989	1240	1493
36 / 914	18 / 457	n/a	899	1127
36 / 914	24 / 610	n/a	953	1176
36 / 914	30 / 762	n/a	996	1230
36 / 914	36 / 914	n/a	1102	1288
36 / 914	42 / 1067	n/a	1114	1354
36 / 914	48 / 1219	n/a	1127	1405
36 / 914	54 / 1372	n/a	1191	1493
36 / 914	60 / 1524	n/a	1275	1537

Xpress

B _ C D
Corner Desk – Half Gable

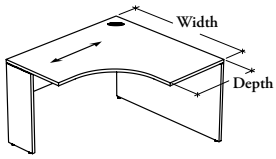

This desk is for use in corners between two semi-supported desks.

WHAT'S INCLUDED
1 worksurface, 1 full and 1 half gables with levelers, 1 modesty panel (as specified), 2 linking plates, grommets, and hardware.

NOTES
This desk is semi-supported and must be connected to other desks on both sides.

This product **does not accept** a keyboard shelf.

For wood prints, grain direction may be selected independently from the orientation.

The 1 9/16" (X) thickness is **not** available in all Foundation Laminate and Edge Trim colors. Refer to the finish page of the Application Guide for details.

PRODUCT OPTIONS

Worksurface Thickness	Modesty Panel Style	Depth	Width	Configuration	Worksurface Finish	Edge Trim Style	Edge Trim Finish	Gable and Modesty Panel Finish	Hardware Finish	Grain Direction (If Applicable)
D 1"	**1** Flush, Full	24, 30, 36	36, 42, 48, 54	**L** Left Handed (Shown)	Source Laminate	**6** Straight Trim (3mm)	Edge Trim Colors	Source Laminate	Foundation	**L** Left (Shown)
M 1 3/16"	**5** Flush, Half			**R** Right Handed	Foundation Laminate				Mica	**R** Right
X 1 9/16"	**9** Wall Access (Shown)									

SAMPLE ORDER CODE

BMCD	1	24	42	L	LW	6	ST	XS	52	L

DIMENSIONS
INCHES / MM

PRICING

D	W	1" (D) Source Laminate	1 3/16" (M) Foundation Laminate	1 9/16" (X) Foundation Laminate
24 / 610	36 / 914	1005	1300	1431
24 / 610	42 / 1067	1145	1515	1666
24 / 610	48 / 1219	1230	1590	1773
24 / 610	54 / 1372	1387	1734	1946
30 / 762	36 / 914	1040	1387	1454
30 / 762	42 / 1067	1213	1557	1708
30 / 762	48 / 1219	1288	1611	1818
30 / 762	54 / 1372	1431	1753	1988
36 / 914	42 / 1067	n/a	1493	1708
36 / 914	48 / 1219	n/a	1642	1858
36 / 914	54 / 1372	n/a	1818	2034

Xpress

B _ E C

Extended Corner Desk – Full Gable

This desk is semi-supported and must be connected to another desk. It is designed to maximize space in confined areas.

WHAT'S INCLUDED
1 worksurface, 2 full gables with levelers, 1 modesty panel (as specified), 1 linking plate, grommets, and hardware.

NOTES
The 1 9/16" (X) thickness is **not** available in all Foundation Laminate and Edge Trim colors. Refer to the finish page of the Application Guide for details.

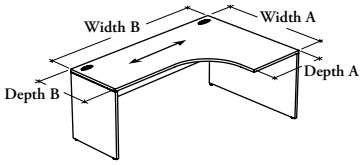

PRODUCT OPTIONS

Worksurface Thickness	Modesty Panel Style	Depth A	Depth B	Width A	Width B	Configuration	Worksurface Finish	Edge Trim Style	Edge Trim Finish	Gable and Modesty Panel Finish	Hardware Finish
D 1"	**1** Flush, Full	24, 30, 36	24, 30, 36	42, 48, 54	60, 66, 72, 78, 84	**L** Left Handed (Shown)	Source Laminate	**6** Straight Trim (3mm)	Edge Trim Colors	Source Laminate	Foundation
M 1 3/16"	**5** Flush, Half					**R** Right Handed	Foundation Laminate				Mica
X 1 9/16"	**9** Wall Access (Shown)										

SAMPLE ORDER CODE

BMEC	1	24	24	48	78	L	LW	6	ST	LE	52

DIMENSIONS – INCHES
FOR MM X BY 25.4

PRICING

Da	Db	Wa	Wb	1" (D) Source Laminate	1 3/16" (M) Foundation Laminate	1 9/16" (X) Foundation Laminate
24	24	42	60	1258	1545	1611
24	24	42	66	1275	1623	1708
24	24	42	72	1300	1734	1901
24	24	42	78	n/a	1796	1946
24	24	42	84	n/a	1840	2055
24	24	48	60	1333	1655	1741
24	24	48	66	1354	1753	1850
24	24	48	72	1397	1844	2003
24	24	48	78	n/a	1942	2078
24	24	48	84	n/a	2039	2131
24	24	54	60	1397	1773	1874
24	24	54	66	1431	1888	1988
24	24	54	72	1474	1996	2139
24	24	54	78	n/a	2105	2208
24	24	54	84	n/a	2218	2251

Pricing is continued on the following page.

Xpress

B _ E C

Extended Corner Desk – Full Gable (Continued)

DIMENSIONS – INCHES
FOR MM X BY 25.4

PRICING

Da	Db	Wa	Wb	1" (D) Source Laminate	1 3/16" (M) Foundation Laminate	1 9/16" (X) Foundation Laminate
24	30	48	60	1354	1690	1741
24	30	48	66	1397	1786	1850
24	30	48	72	1460	1980	2078
24	30	48	78	n/a	2086	2139
24	30	48	84	n/a	2192	2251
24	30	54	60	1449	1828	1902
24	30	54	66	1493	1959	2027
24	30	54	72	1515	2055	2163
24	30	54	78	n/a	2123	2228
24	30	54	84	n/a	2224	2272
30	30	48	60	1354	1690	1741
30	30	48	66	1397	1786	1850
30	30	48	72	1460	1980	2078
30	30	48	78	n/a	2086	2139
30	30	48	84	n/a	2192	2251
30	30	54	60	1449	1828	1902
30	30	54	66	1493	1959	2027
30	30	54	72	1515	2055	2163
30	30	54	78	n/a	2123	2228
30	30	54	84	n/a	2224	2272
36	36	54	60	n/a	1980	1940
36	36	54	66	n/a	2075	2055
36	36	54	72	n/a	2117	2195
36	36	54	78	n/a	2185	2262
36	36	54	84	n/a	2291	2304

Xpress

B _ E D
Extended Corner Desk – Half Gable

This desk is semi-supported and must be connected to other desks on both sides. It is designed to maximize space in confined areas.

WHAT'S INCLUDED
1 worksurface, 1 full and 1 half gables with levelers, 1 modesty panel (as specified), 2 linking plates, grommets, and hardware.

NOTES
The 1 9/16" (X) thickness is **not** available in all Foundation Laminate and Edge Trim colors. Refer to the finish page of the Application Guide for details.

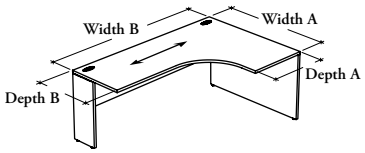

PRODUCT OPTIONS

Worksurface Thickness	Modesty Panel Style	Depth A	Depth B	Width A	Width B	Configuration	Worksurface Finish	Edge Trim Style	Edge Trim Finish	Gable and Modesty Panel Finish	Hardware Finish
D 1"	**1** Flush, Full	24, 30, 36	24, 30, 36	42, 48, 54	60, 66, 72, 78, 84	**L** Left Handed (Shown)	Source Laminate	**6** Straight Trim (3mm)	Edge Trim Colors	Source Laminate	Foundation
M 1 3/16"	**5** Flush, Half					**R** Right Handed	Foundation Laminate				Mica
X 1 9/16"	**9** Wall Access (Shown)										

SAMPLE ORDER CODE

BMED	9	24	24	48	78	L	2D	6	4D	3D	52

DIMENSIONS – INCHES
FOR MM X BY 25.4

PRICING

Da	Db	Wa	Wb	1" (D) Source Laminate	1 3/16" (M) Foundation Laminate	1 9/16" (X) Foundation Laminate
24	24	42	60	1258	1545	1611
24	24	42	66	1275	1623	1708
24	24	42	72	1300	1734	1901
24	24	42	78	n/a	1796	1946
24	24	42	84	n/a	1840	2055
24	24	48	60	1333	1655	1741
24	24	48	66	1354	1753	1850
24	24	48	72	1397	1844	2003
24	24	48	78	n/a	1942	2078
24	24	48	84	n/a	2039	2131
24	24	54	60	1397	1773	1874
24	24	54	66	1431	1888	1988
24	24	54	72	1474	1996	2139
24	24	54	78	n/a	2105	2208
24	24	54	84	n/a	2218	2251

Pricing is continued on the following page.

Xpress

B _ E D

Extended Corner Desk – Half Gable (Continued)

DIMENSIONS – INCHES
FOR MM X BY 25.4

PRICING

Da	Db	Wa	Wb	1" (D) Source Laminate	1 3/16" (M) Foundation Laminate	1 9/16" (X) Foundation Laminate
24	30	48	60	1354	1690	1741
24	30	48	66	1397	1786	1850
24	30	48	72	1460	1980	2078
24	30	48	78	n/a	2086	2139
24	30	48	84	n/a	2192	2251
24	30	54	60	1449	1828	1902
24	30	54	66	1493	1959	2027
24	30	54	72	1515	2055	2163
24	30	54	78	n/a	2123	2228
24	30	54	84	n/a	2224	2272
30	30	48	60	1354	1690	1741
30	30	48	66	1397	1786	1850
30	30	48	72	1460	1980	2078
30	30	48	78	n/a	2086	2139
30	30	48	84	n/a	2192	2251
30	30	54	60	1449	1828	1902
30	30	54	66	1493	1959	2027
30	30	54	72	1515	2055	2163
30	30	54	78	n/a	2123	2228
30	30	54	84	n/a	2224	2272
36	36	54	60	n/a	1980	1940
36	36	54	66	n/a	2075	2055
36	36	54	72	n/a	2117	2195
36	36	54	78	n/a	2185	2262
36	36	54	84	n/a	2291	2304

Xpress

B _ P D W

Extended D-Shaped Peninsula Desk with Half Modesty

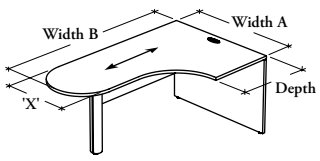

If 42" Width A:
'X' = 24"

If 48" or 54" Width A:
'X' = 30"

This desk combines an extended corner with the rounded end of a bullet top. Its asymmetrical shape is ideal for meetings.

WHAT'S INCLUDED
1 worksurface, 1 full gable with levelers, 1 support with leveler (as specified), 1 laminate half modesty panel, 1 linking plate, grommets, and hardware.

NOTES
This desk is semi-supported and must be connected to another desk.

This product does **not** accept a keyboard shelf.

The half modesty panel is included and **cannot** be replaced.

The 1 9/16" (X) thickness is **not** available in all Foundation Laminate and Edge Trim colors. Refer to the finish page of the Application Guide for details.

PRODUCT OPTIONS

Worksurface Thickness	Support Style	Depth	Width A	Width B	Configuration	Worksurface Finish	Edge Trim Style	Edge Trim Finish	Gable and Modesty Panel Finish	Hardware and Support Finish
D 1" **M** 1 3/16" **X** 1 9/16"	**C** Column Leg (Shown) **L** Elliptical Base	24, 30, 36	42, 48, 54	60, 66, 72, 78, 84	**L** Left Handed (Shown) **R** Right Handed	Source Laminate Foundation Laminate	**6** Straight Trim (3mm)	Edge Trim Colors	Source Laminate	Foundation Mica

SAMPLE ORDER CODE

BDPDW	C	24	48	60	L	3E	6	4E	3E	60

DIMENSIONS
INCHES / MM

D	Wa	Wb
24 / 610	42 / 1067	60 / 1524
24 / 610	42 / 1067	66 / 1676
24 / 610	42 / 1067	72 / 1829
24 / 610	42 / 1067	78 / 1981
24 / 610	42 / 1067	84 / 2134
24 / 610	48 / 1219	60 / 1524
24 / 610	48 / 1219	66 / 1676
24 / 610	48 / 1219	72 / 1829
24 / 610	48 / 1219	78 / 1981
24 / 610	48 / 1219	84 / 2134
24 / 610	54 / 1372	60 / 1524
24 / 610	54 / 1372	66 / 1676
24 / 610	54 / 1372	72 / 1829
24 / 610	54 / 1372	78 / 1981
24 / 610	54 / 1372	84 / 2134

PRICING

WITH LEG (C)		
1" (D)	1 3/16" (M)	1 9/16" (X)
Source Laminate	Foundation Laminate	Foundation Laminate
1081	1331	1464
1111	1380	1530
1138	1433	1596
1174	1480	1661
1214	1533	1725
1213	1428	1582
1241	1484	1655
1267	1541	1730
1306	1600	1800
1346	1655	1877
1319	1527	1698
1330	1587	1783
1334	1652	1864
1366	1715	1944
1366	1783	2030

Pricing is continued on the following page.

Xpress

B _ P D W

Extended D-Shaped Peninsula Desk with Half Modesty (Continued)

DIMENSIONS
INCHES / MM

PRICING

WITH LEG (C) (CONTINUED)

D	Wa	Wb	1" (D) Source Laminate	1 3/16" (M) Foundation Laminate	1 9/16" (X) Foundation Laminate
30 / 762	48 / 1219	66 / 1676	1285	1515	1692
30 / 762	48 / 1219	72 / 1829	1308	1574	1764
30 / 762	48 / 1219	78 / 1981	1357	1633	1840
30 / 762	48 / 1219	84 / 2134	1357	1690	1914
30 / 762	54 / 1372	66 / 1676	1394	1619	1818
30 / 762	54 / 1372	72 / 1829	1415	1684	1899
30 / 762	54 / 1372	78 / 1981	1465	1752	1984
30 / 762	54 / 1372	84 / 2134	1515	1816	2070
36 / 914	54 / 1372	72 / 1829	n/a	1717	1941
36 / 914	54 / 1372	78 / 1981	n/a	1786	2027
36 / 914	54 / 1372	84 / 2134	n/a	1851	2108

WITH BASE (L)

			1" (D) Source Laminate	1 3/16" (M) Foundation Laminate	1 9/16" (X) Foundation Laminate
24 / 610	42 / 1067	60 / 1524	1181	1433	1569
24 / 610	42 / 1067	66 / 1676	1214	1480	1633
24 / 610	42 / 1067	72 / 1829	1240	1533	1695
24 / 610	42 / 1067	78 / 1981	1285	1580	1763
24 / 610	42 / 1067	84 / 2134	1319	1635	1827
24 / 610	48 / 1219	60 / 1524	1310	1529	1684
24 / 610	48 / 1219	66 / 1676	1345	1583	1756
24 / 610	48 / 1219	72 / 1829	1364	1639	1831
24 / 610	48 / 1219	78 / 1981	1411	1700	1902
24 / 610	48 / 1219	84 / 2134	1450	1756	1977
24 / 610	54 / 1372	60 / 1524	1419	1627	1799
24 / 610	54 / 1372	66 / 1676	1431	1690	1880
24 / 610	54 / 1372	72 / 1829	1435	1753	1966
24 / 610	54 / 1372	78 / 1981	1478	1818	2045
24 / 610	54 / 1372	84 / 2134	1478	1880	2130
30 / 762	48 / 1219	66 / 1676	1387	1618	1794
30 / 762	48 / 1219	72 / 1829	1410	1673	1867
30 / 762	48 / 1219	78 / 1981	1465	1735	1942
30 / 762	48 / 1219	84 / 2134	1465	1789	2012
30 / 762	54 / 1372	66 / 1676	1493	1720	1920
30 / 762	54 / 1372	72 / 1829	1519	1786	2003
30 / 762	54 / 1372	78 / 1981	1575	1851	2086
30 / 762	54 / 1372	84 / 2134	1622	1918	2170
36 / 914	54 / 1372	72 / 1829	n/a	1824	2039
36 / 914	54 / 1372	78 / 1981	n/a	1889	2126
36 / 914	54 / 1372	84 / 2134	n/a	1954	2210

Xpress

B _ P D H

Extended D-Shaped Peninsula Desk – Half Gables

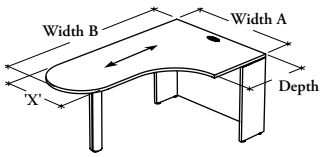

If 42" Width A:
'X' = 24"

If 48" or 54" Width A:
'X' = 30"

This desk combines an extended corner with the rounded end of a bullet top. Its asymmetrical shape is ideal for meetings.

WHAT'S INCLUDED
1 worksurface, 2 half gables with levelers, 1 support with leveler (as specified), 1 modesty panel (as specified), 1 linking plate, grommets, and hardware.

WHAT'S EXCLUDED
Peninsula Modesty Panel.

NOTES
This desk is semi-supported and must be connected to another desk.

When a Peninsula Modesty Panel is specified, a keyboard shelf **cannot** be installed.

The 1 9/16" (X) thickness is **not** available in all Foundation Laminate and Edge Trim colors. Refer to the finish page of the Application Guide for details.

PRODUCT OPTIONS

Worksurface Thickness	Modesty Panel Style	Support Style	Depth	Width A	Width B	Configuration	Worksurface Finish	Edge Trim Style	Edge Trim Finish	Gable and Modesty Panel Finish	Hardware and Support Finish
D 1"	**1** Flush, Full (Shown	**C** Column Leg (Shown)	24, 30, 36	42, 48, 54	60, 66, 72, 78, 84	**L** Left Handed (Shown)	Source Laminate	**6** Straight Trim (3mm)	Edge Trim Colors	Source Laminate	Foundation
M 1 3/16"	**5** Flush, Half	**L** Elliptical Base				**R** Right Handed	Foundation Laminate				Mica
X 1 9/16"	**9** Wall Access										

SAMPLE ORDER CODE

BMPDH	1	C	24	48	78	L	LW	6	ST	XS	74

DIMENSIONS
INCHES / MM

PRICING

			WITH LEG (C)		
			1" (D)	1 3/16" (M)	1 9/16" (X)
D	Wa	Wb	Source Laminate	Foundation Laminate	Foundation Laminate
24 / 610	42 / 1067	60 / 1524	1081	1331	1464
24 / 610	42 / 1067	66 / 1676	1111	1380	1530
24 / 610	42 / 1067	72 / 1829	1138	1433	1596
24 / 610	42 / 1067	78 / 1981	n/a	1480	1661
24 / 610	42 / 1067	84 / 2134	n/a	1533	1725
24 / 610	48 / 1219	60 / 1524	1213	1428	1582
24 / 610	48 / 1219	66 / 1676	1241	1484	1655
24 / 610	48 / 1219	72 / 1829	1267	1541	1730
24 / 610	48 / 1219	78 / 1981	n/a	1600	1800
24 / 610	48 / 1219	84 / 2134	n/a	1655	1877
24 / 610	54 / 1372	60 / 1524	1319	1527	1698
24 / 610	54 / 1372	66 / 1676	1330	1587	1783
24 / 610	54 / 1372	72 / 1829	1334	1652	1864
24 / 610	54 / 1372	78 / 1981	n/a	1715	1944
24 / 610	54 / 1372	84 / 2134	n/a	1783	2030

Pricing is continued on the following page.

Xpress

B _ P D H

Extended D-Shaped Peninsula Desk – Half Gables (Continued)

DIMENSIONS INCHES / MM

PRICING

WITH LEG (C) (CONTINUED)

D	Wa	Wb	1" (D) Source Laminate	1 3/16" (M) Foundation Laminate	1 9/16" (X) Foundation Laminate
30 / 762	48 / 1219	66 / 1676	1285	1515	1692
30 / 762	48 / 1219	72 / 1829	1308	1574	1764
30 / 762	48 / 1219	78 / 1981	n/a	1633	1840
30 / 762	48 / 1219	84 / 2134	n/a	1690	1914
30 / 762	54 / 1372	66 / 1676	1394	1619	1818
30 / 762	54 / 1372	72 / 1829	1415	1684	1899
30 / 762	54 / 1372	78 / 1981	n/a	1752	1984
30 / 762	54 / 1372	84 / 2134	n/a	1816	2070
36 / 914	54 / 1372	72 / 1829	n/a	1717	1941
36 / 914	54 / 1372	78 / 1981	n/a	1786	2027
36 / 914	54 / 1372	84 / 2134	n/a	1851	2108

WITH BASE (L)

			1" (D) Source Laminate	1 3/16" (M) Foundation Laminate	1 9/16" (X) Foundation Laminate
24 / 610	42 / 1067	60 / 1524	1181	1433	1569
24 / 610	42 / 1067	66 / 1676	1214	1480	1633
24 / 610	42 / 1067	72 / 1829	1240	1533	1695
24 / 610	42 / 1067	78 / 1981	n/a	1580	1763
24 / 610	42 / 1067	84 / 2134	n/a	1635	1827
24 / 610	48 / 1219	60 / 1524	1310	1529	1684
24 / 610	48 / 1219	66 / 1676	1345	1583	1756
24 / 610	48 / 1219	72 / 1829	1364	1639	1831
24 / 610	48 / 1219	78 / 1981	n/a	1700	1902
24 / 610	48 / 1219	84 / 2134	n/a	1756	1977
24 / 610	54 / 1372	60 / 1524	1419	1627	1799
24 / 610	54 / 1372	66 / 1676	1431	1690	1880
24 / 610	54 / 1372	72 / 1829	1435	1753	1966
24 / 610	54 / 1372	78 / 1981	n/a	1818	2045
24 / 610	54 / 1372	84 / 2134	n/a	1880	2130
30 / 762	48 / 1219	66 / 1676	1387	1618	1794
30 / 762	48 / 1219	72 / 1829	1410	1673	1867
30 / 762	48 / 1219	78 / 1981	n/a	1735	1942
30 / 762	48 / 1219	84 / 2134	n/a	1789	2012
30 / 762	54 / 1372	66 / 1676	1493	1720	1920
30 / 762	54 / 1372	72 / 1829	1519	1786	2003
30 / 762	54 / 1372	78 / 1981	n/a	1851	2086
30 / 762	54 / 1372	84 / 2134	n/a	1918	2170
36 / 914	54 / 1372	72 / 1829	n/a	1824	2039
36 / 914	54 / 1372	78 / 1981	n/a	1889	2126
36 / 914	54 / 1372	84 / 2134	n/a	1954	2210

Xpress

B _ B D F

D-Shaped Peninsula Desk with Half Modesty

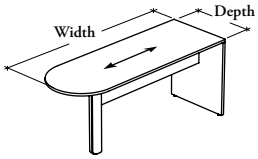

This desk is ideal for small meeting spaces or team workstations.

WHAT'S INCLUDED
1 worksurface, 1 full gable with levelers, 1 support with leveler, 1 laminate half modesty panel, 1 linking plate, and hardware.

NOTES
This desk is semi-supported and must be connected to another desk, bridge or return.

This product does **not** accept a keyboard shelf.

The half modesty panel is included and **cannot** be replaced.

The 1 9/16" (X) thickness is **not** available in all Foundation Laminate and Edge Trim colors. Refer to the finish page of the Application Guide for details.

PRODUCT OPTIONS

Worksurface Thickness	Support Style	Depth	Width	Worksurface Finish	Edge Trim Style	Edge Trim Finish	Gable and Modesty Panel Finish	Hardware and Support Finish
D 1" **M** 1 3/16" **X** 1 9/16"	**C** Column Leg (Shown) **L** Elliptical Base	24, 30, 36	48, 54, 60, 66, 72, 78, 84	Source Laminate Foundation Laminate	**6** Straight Trim (3mm)	Edge Trim Colors	Source Laminate	Foundation Mica

SAMPLE ORDER CODE

BMBDF	C	24	48	LW	6	ST	LE	52

DIMENSIONS
INCHES / MM

PRICING

		WITH LEG (C)		
		1" (D)	1 3/16" (M)	1 9/16" (X)
D	W	Source Laminate	Foundation Laminate	Foundation Laminate
24 / 610	48 / 1219	947	997	1556
24 / 610	54 / 1372	989	1069	1636
24 / 610	60 / 1524	1013	1128	1707
24 / 610	66 / 1676	1041	1188	1778
24 / 610	72 / 1829	1106	1241	1846
24 / 610	78 / 1981	1145	1300	1914
24 / 610	84 / 2134	1184	1354	1977
30 / 762	48 / 1219	1008	1114	1713
30 / 762	54 / 1372	1088	1180	1804
30 / 762	60 / 1524	1128	1258	1893
30 / 762	66 / 1676	1166	1322	1973
30 / 762	72 / 1829	1223	1394	2053
30 / 762	78 / 1981	1272	1451	2133
30 / 762	84 / 2134	1319	1517	2210
36 / 914	60 / 1524	n/a	1381	2076
36 / 914	66 / 1676	n/a	1458	2167
36 / 914	72 / 1829	n/a	1537	2263
36 / 914	78 / 1981	n/a	1608	2356
36 / 914	84 / 2134	n/a	1684	2443

Pricing is continued on the following page.

Xpress

B _ B D F

D-Shaped Peninsula Desk with Half Modesty (Continued)

DIMENSIONS INCHES / MM		PRICING		
		WITH BASE (L)		
		1" (D)	1 3/16" (M)	1 9/16" (X)
D	W	Source Laminate	Foundation Laminate	Foundation Laminate
24 / 610	48 / 1219	1047	1097	1659
24 / 610	54 / 1372	1088	1168	1738
24 / 610	60 / 1524	1115	1228	1809
24 / 610	66 / 1676	1142	1288	1878
24 / 610	72 / 1829	1213	1345	1945
24 / 610	78 / 1981	1252	1401	2012
24 / 610	84 / 2134	1292	1451	2079
30 / 762	48 / 1219	1106	1213	1814
30 / 762	54 / 1372	1189	1283	1905
30 / 762	60 / 1524	1228	1356	1991
30 / 762	66 / 1676	1265	1424	2076
30 / 762	72 / 1829	1325	1493	2159
30 / 762	78 / 1981	1382	1556	2234
30 / 762	84 / 2134	1431	1619	2312
36 / 914	60 / 1524	n/a	1481	2176
36 / 914	66 / 1676	n/a	1558	2271
36 / 914	72 / 1829	n/a	1637	2363
36 / 914	78 / 1981	n/a	1709	2455
36 / 914	84 / 2134	n/a	1786	2546

Xpress

B _ B W W
D-Shaped Peninsula Worksurface

This worksurface mounts to another desk at one end and is supported by a single support at the other. It is ideal for small meeting spaces or team workstations.

WHAT'S INCLUDED
1 worksurface, 1 support with leveler, 4 linking plates, and hardware.

WHAT'S EXCLUDED
Peninsula Modesty Panel.

NOTES
This desk is semi-supported and must always be connected to another desk.

When a Peninsula Modesty Panel is specified, a keyboard shelf **cannot** be installed.

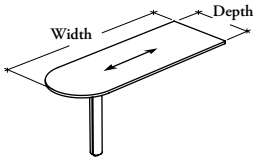

PRODUCT OPTIONS

Worksurface Thickness	Support Style	Depth	Width	Worksurface Finish	Edge Trim Style	Edge Trim Finish	Support Finish
D 1"	**C** Column Leg (Shown)	24, 30, 36	48, 54, 60, 66, 72	Source Laminate	**6** Straight Trim (3mm)	Edge Trim Colors	Foundation
M 1 3/16"	**L** Elliptical Base			Foundation Laminate			Mica
X 1 9/16"							

SAMPLE ORDER CODE

BDBWW	C	24	48	3E	6	4E	60

DIMENSIONS
INCHES / MM

PRICING

WITH LEG (C)				
		1" (D)	1 3/16" (M)	1 9/16" (X)
D	W	Source Laminate	Foundation Laminate	Foundation Laminate
24 / 610	48 / 1219	493	720	1278
24 / 610	54 / 1372	498	763	1330
24 / 610	60 / 1524	506	806	1384
24 / 610	66 / 1676	519	849	1442
24 / 610	72 / 1829	531	888	1491
30 / 762	48 / 1219	553	802	1400
30 / 762	54 / 1372	566	854	1479
30 / 762	60 / 1524	584	906	1541
30 / 762	66 / 1676	593	959	1609
30 / 762	72 / 1829	618	1010	1669
36 / 914	60 / 1524	n/a	1005	1701
36 / 914	66 / 1676	n/a	1071	1778
36 / 914	72 / 1829	n/a	1134	1857

Pricing is continued on the following page.

Xpress

B _ B W W

D-Shaped Peninsula Worksurface (Continued)

DIMENSIONS INCHES / MM

PRICING

		WITH BASE (L)		
		1" (D)	1 3/16" (M)	1 9/16" (X)
D	W	Source Laminate	Foundation Laminate	Foundation Laminate
24 / 610	48 / 1219	595	823	1382
24 / 610	54 / 1372	598	866	1434
24 / 610	60 / 1524	609	906	1486
24 / 610	66 / 1676	619	950	1539
24 / 610	72 / 1829	633	994	1596
30 / 762	48 / 1219	653	903	1505
30 / 762	54 / 1372	669	955	1576
30 / 762	60 / 1524	687	1008	1642
30 / 762	66 / 1676	692	1060	1713
30 / 762	72 / 1829	719	1114	1778
36 / 914	60 / 1524	n/a	1104	1797
36 / 914	66 / 1676	n/a	1169	1882
36 / 914	72 / 1829	n/a	1230	1958

Xpress

B _ E P W

Extended P-Shaped Peninsula Desk with Half Modesty

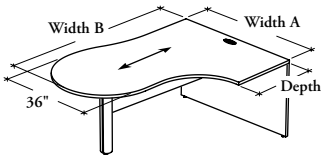

This desk combines the large end of a Peninsula Desk with the curved corner of a D-Shaped Peninsula Desk. Its asymmetrical shape is ideal for meetings.

WHAT'S INCLUDED

1 worksurface, 1 full gable with levelers, 1 support with leveler (as specified), 1 laminate half modesty panel, 1 linking plate, grommets, and hardware.

NOTES

This desk is semi-supported and must be connected to another desk.

This product does **not** accept a keyboard shelf.

The half modesty panel is included and **cannot** be replaced.

The 1 9/16" (X) thickness is **not** available in all Foundation Laminate and Edge Trim colors. Refer to the finish page of the Application Guide for details.

PRODUCT OPTIONS

Worksurface Thickness	Support Style	Depth	Width A	Width B	Configuration	Worksurface Finish	Edge Trim Style	Edge Trim Finish	Gable and Modesty Panel Finish	Hardware and Support Finish
D 1" **M** 1 3/16" **X** 1 9/16"	**C** Column Leg (Shown) **L** Elliptical Base	24, 30, 36	48, 54	60, 66, 72, 78, 84	**L** Left Handed (Shown) **R** Right Handed	Source Laminate Foundation Laminate	**6** Straight Trim (3mm)	Edge Trim Colors	Source Laminate	Foundation Mica

SAMPLE ORDER CODE

BMEPW	C	24	48	60	L	LW	6	ST	LE	52

DIMENSIONS
INCHES / MM

PRICING

D	Wa	Wb	WITH LEG (C) 1" (D) Source Laminate	1 3/16" (M) Foundation Laminate	1 9/16" (X) Foundation Laminate
24 / 610	48 / 1219	60 / 1524	1191	1494	1673
24 / 610	48 / 1219	66 / 1676	1219	1558	1754
24 / 610	48 / 1219	72 / 1829	1245	1627	1836
24 / 610	48 / 1219	78 / 1981	1283	1691	1920
24 / 610	48 / 1219	84 / 2134	1318	1753	2003
24 / 610	54 / 1372	60 / 1524	1300	1592	1789
24 / 610	54 / 1372	66 / 1676	1330	1664	1879
24 / 610	54 / 1372	72 / 1829	1334	1737	1972
24 / 610	54 / 1372	78 / 1981	1366	1806	2060
24 / 610	54 / 1372	84 / 2134	1407	1878	2156
30 / 762	48 / 1219	66 / 1676	1263	1596	1790
30 / 762	48 / 1219	72 / 1829	1291	1659	1875
30 / 762	48 / 1219	78 / 1981	1338	1725	1959
30 / 762	48 / 1219	84 / 2134	1387	1788	2040
30 / 762	54 / 1372	66 / 1676	1364	1698	1879
30 / 762	54 / 1372	72 / 1829	1379	1768	2009
30 / 762	54 / 1372	78 / 1981	1424	1844	2103
30 / 762	54 / 1372	84 / 2134	1474	1917	2195

Pricing is continued on the following page.

Xpress

B _ E P W

Extended P-Shaped Peninsula Desk with Half Modesty (Continued)

DIMENSIONS INCHES / MM

PRICING

WITH LEG (C) (CONTINUED)

D	Wa	Wb	1" (D) Source Laminate	1 3/16" (M) Foundation Laminate	1 9/16" (X) Foundation Laminate
36 / 914	48 / 1219	72 / 1829	n/a	1692	1909
36 / 914	48 / 1219	78 / 1981	n/a	1761	1996
36 / 914	48 / 1219	84 / 2134	n/a	1825	2084
36 / 914	54 / 1372	72 / 1829	n/a	1804	2051
36 / 914	54 / 1372	78 / 1981	n/a	1879	2141
36 / 914	54 / 1372	84 / 2134	n/a	1954	2236

WITH BASE (L)

			1" (D) Source Laminate	1 3/16" (M) Foundation Laminate	1 9/16" (X) Foundation Laminate
24 / 610	48 / 1219	60 / 1524	1292	1597	1773
24 / 610	48 / 1219	66 / 1676	1319	1663	1855
24 / 610	48 / 1219	72 / 1829	1349	1728	1941
24 / 610	48 / 1219	78 / 1981	1388	1790	2024
24 / 610	48 / 1219	84 / 2134	1428	1852	2103
24 / 610	54 / 1372	60 / 1524	1401	1694	1893
24 / 610	54 / 1372	66 / 1676	1431	1765	1982
24 / 610	54 / 1372	72 / 1829	1435	1836	2075
24 / 610	54 / 1372	78 / 1981	1478	1908	2163
24 / 610	54 / 1372	84 / 2134	1515	1980	2254
30 / 762	48 / 1219	66 / 1676	1360	1695	1894
30 / 762	48 / 1219	72 / 1829	1394	1761	1975
30 / 762	48 / 1219	78 / 1981	1444	1827	2059
30 / 762	48 / 1219	84 / 2134	1491	1891	2141
30 / 762	54 / 1372	66 / 1676	1474	1799	1982
30 / 762	54 / 1372	72 / 1829	1479	1874	2110
30 / 762	54 / 1372	78 / 1981	1529	1944	2207
30 / 762	54 / 1372	84 / 2134	1578	2016	2297
36 / 914	48 / 1219	72 / 1829	n/a	1794	2011
36 / 914	48 / 1219	78 / 1981	n/a	1858	2100
36 / 914	48 / 1219	84 / 2134	n/a	1922	2186
36 / 914	54 / 1372	72 / 1829	n/a	1905	2156
36 / 914	54 / 1372	78 / 1981	n/a	1982	2246
36 / 914	54 / 1372	84 / 2134	n/a	2055	2344

Xpress

B _ E P H

Extended P-Shaped Peninsula Desk – Half Gables

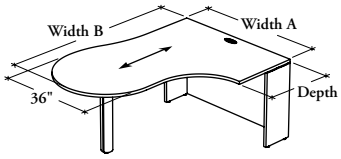

This desk combines the large end of a Peninsula Desk with the curved corner of a D-Shaped Peninsula Desk. Its asymmetrical shape is ideal for meetings.

WHAT'S INCLUDED
1 worksurface, 2 half gables with levelers, 1 support with leveler (as specified), 1 modesty panel (as specified), 1 linking plate, grommets, and hardware.

WHAT'S EXCLUDED
Peninsula Modesty Panel.

NOTES
This desk is semi-supported and must be connected to another desk.

When a Peninsula Modesty Panel is specified, a keyboard shelf **cannot** be installed.

The 1 9/16" (X) thickness is **not** available in all Foundation Laminate and Edge Trim colors. Refer to the finish page of the Application Guide for details.

PRODUCT OPTIONS

Worksurface Thickness	Modesty Panel Style	Support Style	Depth	Width A	Width B	Configuration	Worksurface Finish	Edge Trim Style	Edge Trim Finish	Gable and Modesty Panel Finish	Hardware and Support Finish
D 1"	**1** Flush, Full (Shown)	**C** Column Leg (Shown)	24, 30, 36	48, 54	60, 66, 72, 78, 84	**L** Left Handed (Shown)	Source Laminate	**6** Straight Trim (3mm)	Edge Trim Colors	Source Laminate	Foundation
M 1 3/16"	**5** Flush, Half	**L** Elliptical Base				**R** Right Handed	Foundation Laminate				Mica
X 1 9/16"	**9** Wall Access										

SAMPLE ORDER CODE

BDEPH	9	L	24	48	72	R	3D	6	4D	LE	60

DIMENSIONS
INCHES / MM

PRICING

			WITH LEG (C)		
			1" (D)	1 3/16" (M)	1 9/16" (X)
D	Wa	Wb	Source Laminate	Foundation Laminate	Foundation Laminate
24 / 610	48 / 1219	60 / 1524	1191	1494	1673
24 / 610	48 / 1219	66 / 1676	1219	1558	1754
24 / 610	48 / 1219	72 / 1829	1245	1627	1836
24 / 610	48 / 1219	78 / 1981	n/a	1691	1920
24 / 610	48 / 1219	84 / 2134	n/a	1753	2003
24 / 610	54 / 1372	60 / 1524	1300	1592	1789
24 / 610	54 / 1372	66 / 1676	1330	1664	1879
24 / 610	54 / 1372	72 / 1829	1334	1737	1972
24 / 610	54 / 1372	78 / 1981	n/a	1806	2060
24 / 610	54 / 1372	84 / 2134	n/a	1878	2156
30 / 762	48 / 1219	66 / 1676	1263	1596	1790
30 / 762	48 / 1219	72 / 1829	1291	1659	1875
30 / 762	48 / 1219	78 / 1981	n/a	1725	1959
30 / 762	48 / 1219	84 / 2134	n/a	1788	2040
30 / 762	54 / 1372	66 / 1676	1364	1698	1879
30 / 762	54 / 1372	72 / 1829	1379	1768	2009
30 / 762	54 / 1372	78 / 1981	n/a	1844	2103
30 / 762	54 / 1372	84 / 2134	n/a	1917	2195

Pricing is continued on the following page.

Xpress

B _ E P H

Extended P-Shaped Peninsula Desk – Half Gables (Continued)

DIMENSIONS INCHES / MM

PRICING

D	Wa	Wb	WITH LEG (C) (CONTINUED) 1" (D) Source Laminate	1 3/16" (M) Foundation Laminate	1 9/16" (X) Foundation Laminate
36 / 914	48 / 1219	72 / 1829	n/a	1692	1909
36 / 914	48 / 1219	78 / 1981	n/a	1761	1996
36 / 914	48 / 1219	84 / 2134	n/a	1825	2084
36 / 914	54 / 1372	72 / 1829	n/a	1804	2051
36 / 914	54 / 1372	78 / 1981	n/a	1879	2141
36 / 914	54 / 1372	84 / 2134	n/a	1954	2236

			WITH BASE (L) 1" (D) Source Laminate	1 3/16" (M) Foundation Laminate	1 9/16" (X) Foundation Laminate
24 / 610	48 / 1219	60 / 1524	1292	1597	1773
24 / 610	48 / 1219	66 / 1676	1319	1663	1855
24 / 610	48 / 1219	72 / 1829	1349	1728	1941
24 / 610	48 / 1219	78 / 1981	n/a	1790	2024
24 / 610	48 / 1219	84 / 2134	n/a	1852	2103
24 / 610	54 / 1372	60 / 1524	1401	1694	1893
24 / 610	54 / 1372	66 / 1676	1431	1765	1982
24 / 610	54 / 1372	72 / 1829	1435	1836	2075
24 / 610	54 / 1372	78 / 1981	n/a	1908	2163
24 / 610	54 / 1372	84 / 2134	n/a	1980	2254
30 / 762	48 / 1219	66 / 1676	1360	1695	1894
30 / 762	48 / 1219	72 / 1829	1394	1761	1975
30 / 762	48 / 1219	78 / 1981	n/a	1827	2059
30 / 762	48 / 1219	84 / 2134	n/a	1891	2141
30 / 762	54 / 1372	66 / 1676	1474	1799	1982
30 / 762	54 / 1372	72 / 1829	1479	1874	2110
30 / 762	54 / 1372	78 / 1981	n/a	1944	2207
30 / 762	54 / 1372	84 / 2134	n/a	2016	2297
36 / 914	48 / 1219	72 / 1829	n/a	1794	2011
36 / 914	48 / 1219	78 / 1981	n/a	1858	2100
36 / 914	48 / 1219	84 / 2134	n/a	1922	2186
36 / 914	54 / 1372	72 / 1829	n/a	1905	2156
36 / 914	54 / 1372	78 / 1981	n/a	1982	2246
36 / 914	54 / 1372	84 / 2134	n/a	2055	2344

Xpress

B _ P A F

P-Shaped Peninsula Desk with Half Modesty

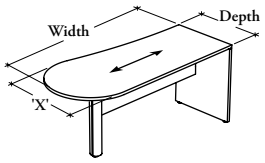

If 24" Depth:
'X' = 30"

If 30" Depth:
'X' = 36"

If 36" Depth:
'X' = 42"

This desk has a circular end that is wider than the worksurface depth. Its asymmetrical shape is ideal for meetings.

WHAT'S INCLUDED
1 worksurface, 1 full gable with levelers, 1 support with leveler (as specifed), 1 laminate half modesty panel, 1 linking plate, and hardware.

NOTES
This desk is semi-supported and must be connected to another desk, bridge, or return.

This product does **not** accept a keyboard shelf.

The half modesty panel is included and **cannot** be replaced.

The 1 9/16" (X) thickness is **not** available in all Foundation Laminate and Edge Trim colors. Refer to the finish page of the Application Guide for details.

PRODUCT OPTIONS

Worksurface Thickness	Support Style	Depth	Width	Configuration	Worksurface Finish	Edge Trim Style	Edge Trim Finish	Gable and Modesty Finish	Hardware and Support Finish
D 1"	**C** Column Leg (Shown)	24, 30, 36	54, 60, 66, 72, 78, 84	**L** Left Handed (Shown)	Source Laminate	**6** Straight Trim (3mm)	Edge Trim Colors	Source Laminate	Foundation
M 1 3/16"	**L** Elliptical Base			**R** Right Handed	Foundation Laminate				Mica
X 1 9/16"									

SAMPLE ORDER CODE

BMPAF	C	24	54	L	LW	6	ST	XS	74

DIMENSIONS
INCHES / MM

PRICING

		WITH LEG (C)		
		1" (D)	1 3/16" (M)	1 9/16" (X)
D	W	Source Laminate	Foundation Laminate	Foundation Laminate
24 / 610	54 / 1372	1151	1154	1752
24 / 610	60 / 1524	1214	1228	1836
24 / 610	66 / 1676	1254	1298	1918
24 / 610	72 / 1829	1342	1360	2000
24 / 610	78 / 1981	1384	1431	2079
24 / 610	84 / 2134	1418	1491	2159
30 / 762	54 / 1372	1221	1272	1921
30 / 762	60 / 1524	1263	1355	2022
30 / 762	66 / 1676	1354	1434	2113
30 / 762	72 / 1829	1419	1506	2208
30 / 762	78 / 1981	1470	1583	2297
30 / 762	84 / 2134	1519	1659	2388
36 / 914	60 / 1524	n/a	1454	2150
36 / 914	66 / 1676	n/a	1542	2254
36 / 914	72 / 1829	n/a	1632	2360
36 / 914	78 / 1981	n/a	1713	2465
36 / 914	84 / 2134	n/a	1796	2567

Pricing is continued on the following page.

Xpress

B _ P A F

P-Shaped Peninsula Desk with Half Modesty (Continued)

DIMENSIONS INCHES / MM

PRICING

		WITH BASE (L)		
		1" (D)	1 3/16" (M)	1 9/16" (X)
D	W	Source Laminate	Foundation Laminate	Foundation Laminate
24 / 610	54 / 1372	1256	1259	1851
24 / 610	60 / 1524	1312	1333	1941
24 / 610	66 / 1676	1354	1400	2022
24 / 610	72 / 1829	1444	1464	2102
24 / 610	78 / 1981	1487	1530	2179
24 / 610	84 / 2134	1527	1592	2255
30 / 762	54 / 1372	1322	1370	2027
30 / 762	60 / 1524	1360	1454	2123
30 / 762	66 / 1676	1451	1535	2218
30 / 762	72 / 1829	1527	1611	2309
30 / 762	78 / 1981	1577	1685	2402
30 / 762	84 / 2134	1627	1761	2492
36 / 914	60 / 1524	n/a	1557	2251
36 / 914	66 / 1676	n/a	1642	2357
36 / 914	72 / 1829	n/a	1734	2462
36 / 914	78 / 1981	n/a	1814	2567
36 / 914	84 / 2134	n/a	1896	2667

Xpress

B _ R D F

Rectangular Peninsula Desk with Half Modesty

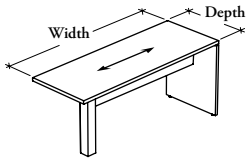

This desk is ideal for small team workstations

WHAT'S INCLUDED
1 worksurface, 1 full gable with levelers, 1 support with leveler (as specified), 1 laminate half modesty panel, 1 linking plate, and hardware.

NOTES
This desk is semi-supported and must be connected to another desk, bridge or return.

This product does **not** accept a keyboard shelf.

The half modesty panel is included and **cannot** be replaced.

The Clear Anodized finish (AC) is only available with Central Square Post Leg (Q).

The 1 9/16" (X) thickness is **not** available in all Foundation Laminate and Edge Trim colors. Refer to the finish page of the Application Guide for details.

PRODUCT OPTIONS

Worksurface Thickness	Support Style	Depth	Width	Worksurface Finish	Edge Trim Style	Edge Trim Finish	Gable and Modesty Panel Finish	Hardware and Support Finish
D 1"	**C** Column Leg	24, 30, 36	48, 54, 60, 66, 72, 78, 84	Source Laminate	**6** Straight Trim (3mm)	Edge Trim Colors	Source Laminate	**AC** Clear Anodized
M 1 3/16"	**L** Elliptical Base			Foundation Laminate				Foundation
X 1 9/16"	**Q** Central Square Post Leg (Shown)							Mica

SAMPLE ORDER CODE

BMRDF	Q	30	84	LW	6	ST	LE	52

DIMENSIONS
INCHES / MM

PRICING

WITH LEG (C, Q)				
		1" (D)	1 3/16" (M)	1 9/16" (X)
D	W	Source Laminate	Foundation Laminate	Foundation Laminate
24 / 610	48 / 1219	947	997	1556
24 / 610	54 / 1372	989	1069	1636
24 / 610	60 / 1524	1013	1128	1707
24 / 610	66 / 1676	1041	1188	1778
24 / 610	72 / 1829	1106	1241	1846
24 / 610	78 / 1981	1145	1300	1914
24 / 610	84 / 2134	1184	1354	1977
30 / 762	48 / 1219	1008	1114	1713
30 / 762	54 / 1372	1088	1180	1804
30 / 762	60 / 1524	1128	1258	1893
30 / 762	66 / 1676	1166	1322	1973
30 / 762	72 / 1829	1223	1394	2053
30 / 762	78 / 1981	1272	1451	2133
30 / 762	84 / 2134	1319	1517	2210
36 / 914	48 / 1219	n/a	1229	1936
36 / 914	54 / 1372	n/a	1303	2005
36 / 914	60 / 1524	n/a	1381	2076
36 / 914	66 / 1676	n/a	1458	2167
36 / 914	72 / 1829	n/a	1537	2263
36 / 914	78 / 1981	n/a	1608	2356
36 / 914	84 / 2134	n/a	1684	2443

Pricing is continued on the following page.

Xpress

B _ R D F

Rectangular Peninsula Desk with Half Modesty (Continued)

DIMENSIONS INCHES / MM

PRICING

		WITH BASE (L)		
		1" (D)	1 3/16" (M)	1 9/16" (X)
D	W	Source Laminate	Foundation Laminate	Foundation Laminate
24 / 610	48 / 1219	1047	1097	1659
24 / 610	54 / 1372	1088	1168	1738
24 / 610	60 / 1524	1115	1228	1809
24 / 610	66 / 1676	1142	1288	1878
24 / 610	72 / 1829	1213	1345	1945
24 / 610	78 / 1981	1252	1401	2012
24 / 610	84 / 2134	1292	1451	2079
30 / 762	48 / 1219	1106	1213	1814
30 / 762	54 / 1372	1189	1283	1905
30 / 762	60 / 1524	1228	1356	1991
30 / 762	66 / 1676	1265	1424	2076
30 / 762	72 / 1829	1325	1493	2159
30 / 762	78 / 1981	1382	1556	2234
30 / 762	84 / 2134	1431	1619	2312
36 / 914	48 / 1219	n/a	1342	2037
36 / 914	54 / 1372	n/a	1410	2106
36 / 914	60 / 1524	n/a	1481	2176
36 / 914	66 / 1676	n/a	1558	2271
36 / 914	72 / 1829	n/a	1637	2363
36 / 914	78 / 1981	n/a	1709	2455
36 / 914	84 / 2134	n/a	1786	2546

Xpress

B _ R P W
Rectangular Peninsula Worksurface

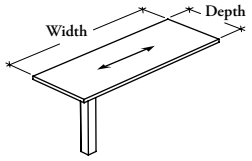

This worksurface mounts to another desk at one end and is supported by a single support at the other. It is ideal for small meeting spaces or team workstations.

WHAT'S INCLUDED
1 worksurface, 1 support with leveler (as specified), 4 linking plates, and hardware.

WHAT'S EXCLUDED
Peninsula Modesty Panel.

NOTES
This desk is semi-supported and must be connected to another desk.

When a Peninsula Modesty Panel is specified, a keyboard shelf **cannot** be installed.

The Clear Anodized finish (AC) is only available with Central Square Post Leg (Q).

The 1 9/16" (X) thickness is **not** available in all Foundation Laminate and Edge Trim colors. Refer to the finish page of the Application Guide for details.

PRODUCT OPTIONS

Worksurface Thickness	Support Style	Depth	Width	Worksurface Finish	Edge Trim Style	Edge Trim Finish	Support Finish
D 1"	**C** Column Leg	24, 30, 36	48, 54, 60, 66, 72, 78, 84	Source Laminate	**6** Straight Trim (3mm)	Edge Trim Colors	**AC** Clear Anodized
M 1 3/16"	**L** Elliptical Base			Foundation Laminate			Foundation
X 1 9/16"	**Q** Central Square Post Leg (Shown)						Mica

SAMPLE ORDER CODE

BMRPW	C	30	84	2D	6	4D	52

DIMENSIONS
INCHES / MM

PRICING

		WITH LEG (C,Q)		
		1" (D)	1 3/16" (M)	1 9/16" (X)
D	W	Source Laminate	Foundation Laminate	Foundation Laminate
24 / 610	48 / 1219	579	782	892
24 / 610	54 / 1372	618	850	968
24 / 610	60 / 1524	657	914	1047
24 / 610	66 / 1676	695	981	1126
24 / 610	72 / 1829	736	1047	1204
24 / 610	78 / 1981	n/a	1112	1285
24 / 610	84 / 2134	n/a	1172	1357
30 / 762	48 / 1219	657	914	1047
30 / 762	54 / 1372	704	994	1145
30 / 762	60 / 1524	753	1078	1245
30 / 762	66 / 1676	804	1159	1341
30 / 762	72 / 1829	853	1240	1439
30 / 762	78 / 1981	n/a	1318	1535
30 / 762	84 / 2134	n/a	1402	1635
36 / 914	48 / 1219	n/a	979	1204
36 / 914	54 / 1372	n/a	1066	1319
36 / 914	60 / 1524	n/a	1156	1439
36 / 914	66 / 1676	n/a	1247	1554
36 / 914	72 / 1829	n/a	1334	1673
36 / 914	78 / 1981	n/a	1419	1790
36 / 914	84 / 2134	n/a	1509	1908

Pricing is continued on the following page.

Xpress

B _ R P W

Rectangular Peninsula Worksurface (Continued)

DIMENSIONS INCHES / MM		PRICING		
		WITH BASE (L)		
		1" (D)	1 3/16" (M)	1 9/16" (X)
D	W	Source Laminate	Foundation Laminate	Foundation Laminate
24 / 610	48 / 1219	684	886	995
24 / 610	54 / 1372	720	953	1072
24 / 610	60 / 1524	757	1017	1151
24 / 610	66 / 1676	801	1086	1228
24 / 610	72 / 1829	837	1151	1306
24 / 610	78 / 1981	n/a	1214	1387
24 / 610	84 / 2134	n/a	1275	1462
30 / 762	48 / 1219	757	1017	1151
30 / 762	54 / 1372	808	1096	1250
30 / 762	60 / 1524	856	1181	1346
30 / 762	66 / 1676	906	1262	1444
30 / 762	72 / 1829	955	1341	1541
30 / 762	78 / 1981	n/a	1424	1638
30 / 762	84 / 2134	n/a	1505	1737
36 / 914	48 / 1219	n/a	1080	1306
36 / 914	54 / 1372	n/a	1168	1425
36 / 914	60 / 1524	n/a	1258	1541
36 / 914	66 / 1676	n/a	1348	1659
36 / 914	72 / 1829	n/a	1435	1775
36 / 914	78 / 1981	n/a	1526	1894
36 / 914	84 / 2134	n/a	1611	2009

Xpress

B _ R P C

Cross Grain Rectangular Peninsula Worksurface

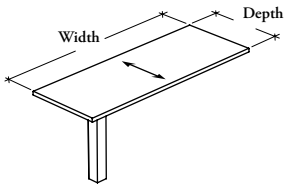

This worksurface mounts to another desk at one end and is supported by a single support at the other. It is ideal for small meeting spaces or team workstations.

WHAT'S INCLUDED
1 worksurface, 1 support with leveler (as specified), 4 linking plates, and hardware.

WHAT'S EXCLUDED
Peninsula Modesty Panel.

NOTES
This desk is semi-supported and must be connected to another desk.

When a Peninsula Modesty Panel is specified, a keyboard shelf **cannot** be installed.

The Clear Anodized finish (AC) is only available with Central Square Post Leg (Q).

The 1 9/16" (X) thickness is **not** available in all Foundation Laminate and Edge Trim colors. Refer to the finish page of the Application Guide for details.

PRODUCT OPTIONS

Worksurface Thickness	Support Style	Depth	Width	Worksurface Finish	Edge Trim Style	Edge Trim Finish	Support Finish
D 1"	**C** Column Leg	24, 30, 36	48, 54, 60	Source Laminate	**6** Straight Trim (3mm)	Edge Trim Colors	**AC** Clear Anodized
M 1 3/16"	**L** Elliptical Base			Foundation Laminate			Foundation
X 1 9/16"	**Q** Central Square Post Leg (Shown)						Mica

SAMPLE ORDER CODE

BMRPC	C	30	60	2D	6	4D	52

DIMENSIONS
INCHES / MM

PRICING

		WITH LEG (C, Q)		
		1" (D)	1 3/16" (M)	1 9/16" (X)
D	W	Source Laminate	Foundation Laminate	Foundation Laminate
24 / 610	48 / 1219	579	782	892
24 / 610	54 / 1372	618	850	968
24 / 610	60 / 1524	657	914	1047
30 / 762	48 / 1219	657	914	1047
30 / 762	54 / 1372	704	994	1145
30 / 762	60 / 1524	753	1078	1245
36 / 914	48 / 1219	n/a	979	1204
36 / 914	54 / 1372	n/a	1066	1319
36 / 914	60 / 1524	n/a	1156	1439

Pricing is continued on the following page.

Xpress

B _ R P C

Cross Grain Rectangular Peninsula Worksurface (Continued)

DIMENSIONS INCHES / MM

PRICING

		WITH BASE (L)		
		1" (D)	1 3/16" (M)	9/16" (X)
D	W	Source Laminate	Foundation Laminate	Foundation Laminate
24 / 610	48 / 1219	684	886	995
24 / 610	54 / 1372	720	953	1072
24 / 610	60 / 1524	757	1017	1151
30 / 762	48 / 1219	757	1017	1151
30 / 762	54 / 1372	808	1096	1250
30 / 762	60 / 1524	856	1181	1346
36 / 914	48 / 1219	n/a	1080	1306
36 / 914	54 / 1372	n/a	1168	1425
36 / 914	60 / 1524	n/a	1258	1541

Xpress

B _ R T D
Rectangular Table

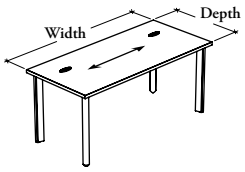

This table can be used as a work table, a guest table or for team meetings.

WHAT'S INCLUDED
1 worksurface, 4 legs with levelers, grommets (as specified), and hardware.

WHAT'S EXCLUDED
Suspended Modesty Panel.

NOTES
This table is freestanding and **cannot** be linked with another desk.

The Leg Back and Leg Front Finishes are available with Blade Leg (K) only.

The Angular Leg Finish is available with Angular Leg (A) only.

When 1" (D), 1 3/16" (M) or 1 9/16" (X) thickness is specified, only Straight Trim (6) option is available.

When 1 3/16" Knife Edge (V) thickness is specified, only Full Knife Trim (F) option is available.

The 1 9/16" (X) thickness is **not** available in all Foundation Laminate, Edge Trim and Grommet Finish. Refer to the finish page of the Application Guide for details.

PRODUCT OPTIONS

Work-surface Thickness	Support Style	Depth	Width	Grommet Option	Work-surface Finish	Edge Trim Style	Edge Trim Finish	Grommet Finish (If Applicable)	Angular Leg Finish (If Applicable)	Leg Back Finish (If Applicable)	Leg Front Finish (If Applicable)
D 1"	**A** Angular Leg (Shown)	24, 30, 36	48, 54, 60, 66, 72, 78, 84	**B** Both Ends (Shown)	Source Laminate	**6** Straight Trim (3mm)	Edge Trim Colors	Source Laminate	Foundation	Foundation	Foundation
M 1 3/16"					Foundation Laminate				Mica	Mica	Mica
X 1 9/16"	**K** Blade Leg			**N** No Grommet		**F** Full Knife Trim				Accent	Accent
V 1 3/16" Knife Edge											

SAMPLE ORDER CODE

BDRTD	K	30	72	B	3D	6	4D	3D		74	74

DIMENSIONS
INCHES / MM

PRICING

		ANGULAR LEG (A)			
		1" (D)	1 3/16" (M)	1 3/16" Knife Edge (V)	1 9/16" (X)
D	W	Source Laminate	Foundation Laminate	Foundation Laminate	Foundation Laminate
24 / 610	48 / 1219	1323	1494	1624	1604
24 / 610	54 / 1372	1368	1560	1700	1682
24 / 610	60 / 1524	1412	1628	1778	1761
24 / 610	66 / 1676	1454	1692	1854	1838
24 / 610	72 / 1829	1500	1761	1933	1917
24 / 610	78 / 1981	n/a	1825	2009	1995
24 / 610	84 / 2134	n/a	1883	2078	2074
30 / 762	48 / 1219	1412	1628	1768	1761
30 / 762	54 / 1372	1467	1706	1856	1857
30 / 762	60 / 1524	1518	1790	1951	1954
30 / 762	66 / 1676	1572	1872	2045	2052
30 / 762	72 / 1829	1628	1948	2132	2150
30 / 762	78 / 1981	n/a	2033	2228	2248
30 / 762	84 / 2134	n/a	2113	2319	2347
36 / 914	48 / 1219	n/a	1690	1841	1917
36 / 914	54 / 1372	n/a	1780	1943	2034
36 / 914	60 / 1524	n/a	1867	2040	2150
36 / 914	66 / 1676	n/a	1957	2140	2265
36 / 914	72 / 1829	n/a	2043	2237	2383
36 / 914	78 / 1981	n/a	2132	2337	2504
36 / 914	84 / 2134	n/a	2222	2439	2620

Xpress

B _ R T D
Rectangular Table (Continued)

DIMENSIONS
INCHES / MM

PRICING

		BLADE LEG (K)			
		1" (D)	1 3/16" (M)	1 3/16" Knife Edge (V)	1 9/16" (X)
D	W	Source Laminate	Foundation Laminate	Foundation Laminate	Foundation Laminate
30 / 762	48 / 1219	1551	1764	1904	1896
30 / 762	54 / 1372	1606	1844	1995	1995
30 / 762	60 / 1524	1657	1928	2089	2095
30 / 762	66 / 1676	1711	2010	2183	2190
30 / 762	72 / 1829	1766	2085	2269	2288
30 / 762	78 / 1981	n/a	2167	2362	2383
30 / 762	84 / 2134	n/a	2253	2459	2480
36 / 914	48 / 1219	n/a	1827	1978	2054
36 / 914	54 / 1372	n/a	1917	2079	2170
36 / 914	60 / 1524	n/a	2003	2177	2288
36 / 914	66 / 1676	n/a	2096	2279	2407
36 / 914	72 / 1829	n/a	2182	2376	2520
36 / 914	78 / 1981	n/a	2271	2476	2642
36 / 914	84 / 2134	n/a	2362	2578	2758

Xpress

B _ R W L
Rectangular Worksurface

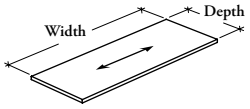

No Grommet

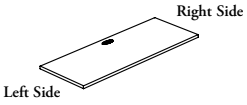

Centered Grommet

Support Styles

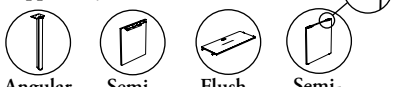

Angular Leg (A) | Semi-Supported Leg (E) | Flush Plate (F) | Semi-Supported Gable with Spacers (G)



Hang-On (H) | Blade Leg (K) | Storage (S) | Frame Leg (W)

This worksurface may be used as a peninsula, a bridge or as a collaborative worksurface.

WHAT'S INCLUDED
1 worksurface, 1 grommet (as specified), 1 cable tray (as specified), 1 reinforcing bar (if applicable) and linking hardware (if applicable).

WHAT'S EXCLUDED
Support and Suspended Modesty Panel.

NOTES
When the support style (F, H or S) is specified, the linking plates, hang-on or spacer attachments kit are included with the worksurface.

Cannot be supported by a metal storage

Hang-On Support Style (H) is **not** available with 30" or 36" worksurface depths.

If support style (A, E, G or K) is specified for Left Side, they **cannot** be specified for Right Side.

When Blade Leg Support Style (K) is specified, only 30"and 36" worksurface depths are available.

When Centered Grommet Option (C) is specified, a cable tray is also included.

The 1 9/16" (X) thickness is **not** available in all Foundation Laminate, Edge Trim and Grommet finishes. Refer to the finish page of the Application Guide for details.

Hardware is finished in Black.

PRODUCT OPTIONS

Worksurface Thickness	Depth	Width	Grommet Option
D 1"	24, 30, 36	42, 48, 54, 60, 66, 72, 78, 84	**C** Centered
M 1 3/16"			**N** No Grommet
X 1 9/16"			

SAMPLE ORDER CODE

B**X**RWL	36	84	C

PRODUCT OPTIONS CONTINUED

Support Left Side (Not Included)	Support Right Side (Not Included)	Worksurface Finish	Edge Trim Style	Edge Trim Finish	Grommet Finish (If Applicable)
A Angular Leg	**A** Angular Leg	Source Laminate	**6** Straight Trim (3mm)	Edge Trim Colors	Source Laminate
E Semi-Supported Leg	**E** Semi-Supported Leg	Foundation Laminate			
F Flush Plate	**F** Flush Plate				
G Semi-Supported Gable with Spacers	**G** Semi-Supported Gable with Spacers				
K Blade Leg	**K** Blade Leg				
H Hang-On	**H** Hang-On				
S Storage	**S** Storage				
W Frame Leg	**W** Frame Leg				

SAMPLE ORDER CODE CONTINUED

F	W	2E	6	4E	3E

See Pricing on the following page.

Xpress

B _ R W L
Rectangular Worksurface (Continued)

DIMENSIONS INCHES / MM

PRICING

D	W	1" (D) Source Laminate	1 3/16" (M) Foundation Laminate	1 9/16" (X) Foundation Laminate
24 / 610	42 / 1067	306	452	550
24 / 610	48 / 1219	345	519	626
24 / 610	54 / 1372	391	586	703
24 / 610	60 / 1524	436	648	781
24 / 610	66 / 1676	477	714	859
24 / 610	72 / 1829	523	781	939
24 / 610	78 / 1981	n/a	847	1017
24 / 610	84 / 2134	n/a	907	1095
30 / 762	42 / 1067	385	570	686
30 / 762	48 / 1219	436	648	781
30 / 762	54 / 1372	491	728	880
30 / 762	60 / 1524	542	812	979
30 / 762	66 / 1676	595	894	1075
30 / 762	72 / 1829	650	970	1172
30 / 762	78 / 1981	n/a	1052	1268
30 / 762	84 / 2134	n/a	1138	1364
36 / 914	42 / 1067	n/a	624	824
36 / 914	48 / 1219	n/a	712	939
36 / 914	54 / 1372	n/a	802	1056
36 / 914	60 / 1524	n/a	888	1172
36 / 914	66 / 1676	n/a	980	1292
36 / 914	72 / 1829	n/a	1066	1405
36 / 914	78 / 1981	n/a	1156	1527
36 / 914	84 / 2134	n/a	1247	1642

If Support Style H is specified Left or Right, add 48.

If Support Style H is specified Left and Right, add 96.

Xpress

B _ R W C

Cross Grain Rectangular Worksurface

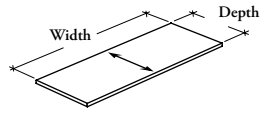

No Grommet

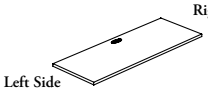

Centered Grommet

Support Styles

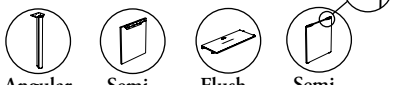

Angular Leg (A) | Semi-Supported Leg (E) | Flush Plate (F) | Semi-Supported Gable with Spacers (G)

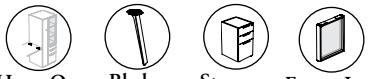

Hang-On (H) | Blade Leg (K) | Storage (S) | Frame Leg (W)

This worksurface may be used as a peninsula, a bridge or as a collaborative worksurface.

WHAT'S INCLUDED
1 worksurface, 1 grommet (as specified), 1 cable tray (as specified), 1 reinforcing bar (if applicable) and linking hardware (if applicable).

WHAT'S EXCLUDED
Support and Suspended Modesty Panel.

NOTES
When the support style (F, H or S) is specified, the linking plates, hang-on or spacer attachments kit are included with the worksurface.

Cannot be supported by a metal storage

Hang-On Support Style (H) is **not** available with 30" or 36" worksurface depths.

If support style (A, E, G or K) is specified for Left Side, they **cannot** be specified for Right Side.

When Blade Leg Support Style (K) is specified, only 30"and 36" worksurface depths are available.

When Centered Grommet Option (C) is specified, a cable tray is also included.

The 1 9/16" (X) thickness is **not** available in all Foundation Laminate, Edge Trim and Grommet finishes. Refer to the finish page of the Application Guide for details.

Hardware is finished in Black.

PRODUCT OPTIONS

Worksurface Thickness	Depth	Width	Grommet Option
D 1"	24, 30, 36	42, 48, 54, 60	**C** Centered
M 1 3/16"			**N** No Grommet
X 1 9/16"			

SAMPLE ORDER CODE

B**X**RWC	36	60	C

PRODUCT OPTIONS CONTINUED

Support Left Side (Not Included)	Support Right Side (Not Included)	Worksurface Finish	Edge Trim Style	Edge Trim Finish	Grommet Finish (If Applicable)
A Angular Leg	**A** Angular Leg	Source Laminate	**6** Straight Trim (3mm)	Edge Trim Colors	Source Laminate
E Semi-Supported Leg	**E** Semi-Supported Leg	Foundation Laminate			
F Flush Plate	**F** Flush Plate				
G Semi-Supported Gable with Spacers	**G** Semi-Supported Gable with Spacers				
K Blade Leg	**K** Blade Leg				
H Hang-On	**H** Hang-On				
S Storage	**S** Storage				
W Frame Leg	**W** Frame Leg				

SAMPLE ORDER CODE CONTINUED

F	W	2D	6	4D	3D

See Pricing on the following page.

Xpress

B _ R W C

Cross Grain Rectangular Worksurface (Continued)

DIMENSIONS INCHES / MM		PRICING		
		1" (D)	1 3/16" (M)	1 9/16" (X)
D	W	Source Laminate	Foundation Laminate	Foundation Laminate
24 / 610	42 / 1067	306	452	550
24 / 610	48 / 1219	345	519	626
24 / 610	54 / 1372	391	586	703
24 / 610	60 / 1524	436	648	781
30 / 762	42 / 1067	385	570	686
30 / 762	48 / 1219	436	648	781
30 / 762	54 / 1372	491	728	880
30 / 762	60 / 1524	542	812	979
36 / 914	42 / 1067	n/a	624	824
36 / 914	48 / 1219	n/a	712	939
36 / 914	54 / 1372	n/a	802	1056
36 / 914	60 / 1524	n/a	888	1172

If Support Style H is specified Left or Right, add 48.

If Support Style H is specified Left and Right, add 96.

Xpress

B _ R B L
Rectangular Bridge

This bridge must always be connected between freestanding desks, Peninsula Desks with Half Modesty or credenzas with full gables using linking plates.

WHAT'S INCLUDED
1 bridge, 1 grommet, 4 linking plates, and hardware.

WHAT'S EXCLUDED
Bridge Modesty Panel.

NOTES
The 1 9/16" (X) thickness is **not** available in all Foundation Laminate, Edge Trim and Grommet finishes. Refer to the finish page of the Application Guide for details.

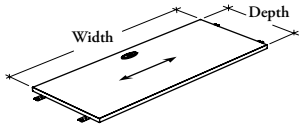

PRODUCT OPTIONS

Worksurface Thickness	Depth	Width	Worksurface Finish	Edge Trim Style	Edge Trim Finish	Grommet Finish
D 1"	20, 24, 30	30, 36, 42, 48, 54, 60	Source Laminate	**6** Straight Trim (3mm)	Edge Trim Colors	Source Laminate
M 1 3/16"			Foundation Laminate			
X 1 9/16"						

SAMPLE ORDER CODE

BDRBL	20	48	XS	6	ST	XS

DIMENSIONS
INCHES / MM

PRICING

D	W	1" (D) Source Laminate	1 3/16" (M) Foundation Laminate	1 9/16" (X) Foundation Laminate
20 / 508	30 / 762	164	272	328
20 / 508	36 / 914	193	334	391
20 / 508	42 / 1067	229	399	457
20 / 508	48 / 1219	260	461	523
20 / 508	54 / 1372	293	519	588
20 / 508	60 / 1524	328	575	653
24 / 610	30 / 762	193	328	391
24 / 610	36 / 914	237	390	469
24 / 610	42 / 1067	274	452	550
24 / 610	48 / 1219	314	519	626
24 / 610	54 / 1372	353	586	703
24 / 610	60 / 1524	391	648	781
30 / 762	30 / 762	244	414	491
30 / 762	36 / 914	293	488	588
30 / 762	42 / 1067	342	570	686
30 / 762	48 / 1219	391	648	781
30 / 762	54 / 1372	439	728	880
30 / 762	60 / 1524	491	812	979

Xpress

B _ R B
Cross Grain Rectangular Bridge

This bridge must always be connected between freestanding desks, Peninsula Desks with Half Modesty or credenzas with full gables using linking plates.

WHAT'S INCLUDED
1 bridge, 1 grommet, 4 linking plates, and hardware.

WHAT'S EXCLUDED
Bridge Modesty Panel.

NOTES
The 1 9/16" (X) thickness is **not** available in all Foundation Laminate, Edge Trim and Grommet finishes. Refer to the finish page of the Application Guide for details.

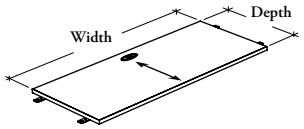

PRODUCT OPTIONS

Worksurface Thickness	Depth	Width	Worksurface Finish	Edge Trim Style	Edge Trim Finish	Grommet Finish
D 1"	20, 24, 30	30, 36, 42, 48, 54, 60	Source Laminate	**6** Straight Trim (3mm)	Edge Trim Colors	Source Laminate
M 1 3/16"			Foundation Laminate			
X 1 9/16"						

SAMPLE ORDER CODE

BMRB	24	48	LW	6	ST	XS

DIMENSIONS INCHES / MM

PRICING

D	W	1" (D) Source Laminate	1 3/16" (M) Foundation Laminate	1 9/16" (X) Foundation Laminate
20 / 508	30 / 762	164	272	328
20 / 508	36 / 914	193	334	391
20 / 508	42 / 1067	229	399	457
20 / 508	48 / 1219	260	461	523
20 / 508	54 / 1372	293	519	588
20 / 508	60 / 1524	328	575	653
24 / 610	30 / 762	193	328	391
24 / 610	36 / 914	237	390	469
24 / 610	42 / 1067	274	452	550
24 / 610	48 / 1219	314	519	626
24 / 610	54 / 1372	353	586	703
24 / 610	60 / 1524	391	648	781
30 / 762	30 / 762	244	414	491
30 / 762	36 / 914	293	488	588
30 / 762	42 / 1067	342	570	686
30 / 762	48 / 1219	391	648	781
30 / 762	54 / 1372	439	728	880
30 / 762	60 / 1524	491	812	979

Xpress

B A M L B
Bridge Modesty Panel

This modesty panel can be used only under the Rectangular Bridge (B_RBL and B_RB).

WHAT'S INCLUDED
1 modesty panel (as specified), 1 grommet (full-height only), 2 linking plates, and hardware.

NOTES
Dimensions are nominal. Specify the width according to the width of the bridge worksurface under which the modesty panel is installed.

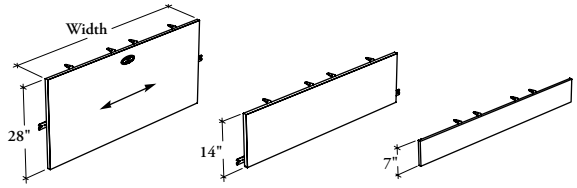

Flush, Full (1) **Flush, Half (5)** **Wall Access (9)**

PRODUCT OPTIONS

Modesty Panel Style	Width	Modesty Panel Finish
1 Flush, Full	30, 36, 42, 48, 54, 60	Source Laminate
5 Flush, Half		
9 Wall Access		

SAMPLE ORDER CODE

BAMLB 1	**48**	**LE**

DIMENSIONS
INCHES / MM

PRICING

W	FLUSH, HALF MODESTY PANEL (5) WALL ACCESS MODESTY PANEL (9) Source Laminate	FLUSH, FULL MODESTY PANEL (1) Source Laminate
30 / 762	84	162
36 / 914	96	189
42 / 1067	107	218
48 / 1219	128	248
54 / 1372	139	277
60 / 1524	154	310

multi-level workstations

multi-level workstations product map

Fixed-Height Configurations

B_MDWO Table Desk – Open Frame Legs

Page 692

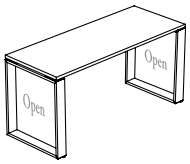

B_MDWF Table Desk – Frame Legs with Infill

Page 694

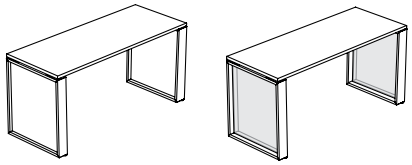

B_MFWO Table Desk with Full Modesty – Open Frame Legs

Page 696

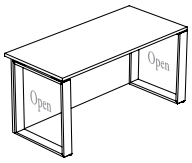

B_MDWB Fixed-Height Desk – Bevel Bases

Page 698

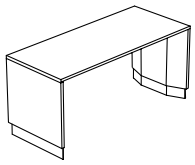

B_MDG Primary Desk for U-Shape Configuration

Page 700

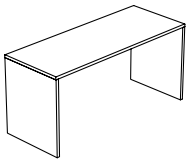

B_MDS Primary Peninsula Desk for U-Shape Configuration

Page 702

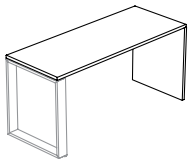

BF_MR Full-Modesty Fixed Run-Off – Offset Base

Page 704

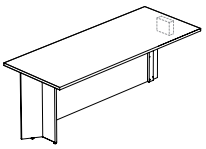

B_MCR Fixed-Height Cantilever Rectangular Run-Off

Page 706

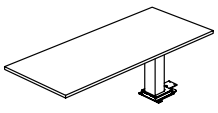

multi-level workstations product map

B_MCP Fixed-Height Cantilever Wing Shape Run-Off

Page 708

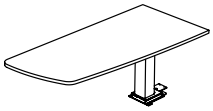

BM_R Fixed Run-Off – Mid-Height

Page 710

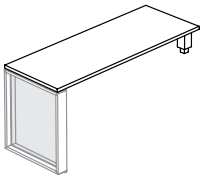

BM_EP Fixed Extended Tapered Peninsula – Mid-Height

Page 712

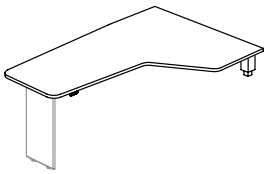

B_MHH Run-Off Worksurface – High Secondary Desk

Page 714

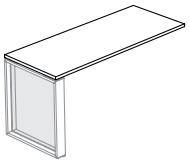

BGMTH Run-Off with Glass Top – High Secondary Desk

Page 716

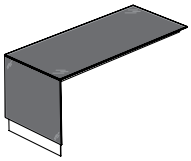

B_MBH Overlapping Bridge – High Secondary Desk

Page 718

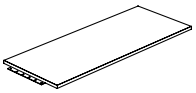

B_MPL Run-Off Worksurface – Low Secondary Desk

Page 720

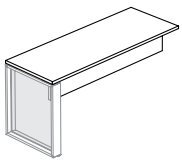

BGMTL Run-Off with Glass Top – Low Secondary Desk

Page 722

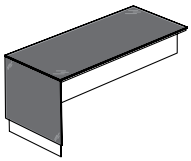

multi-level workstations product map

Fixed-Height Configurations

B_MBL Overlapping Bridge – Low Secondary Desk

Page 724

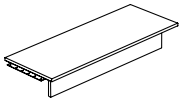

B_MPG Run-Off Worksurface with End Support – Low Secondary Desk

Page 726

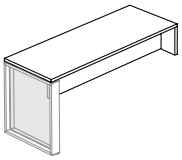

B_MBG Overlapping Bridge with End Support – Low Secondary Desk

Page 730

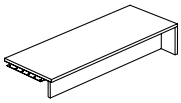

B_MSD Secondary Desk

Page 734

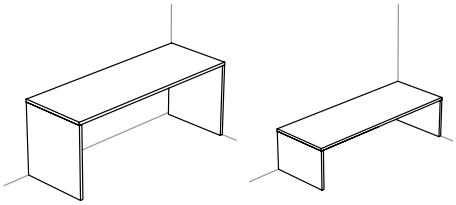

Height-Adjustable Configurations

BH_FB Height-Adjustable Desk – Bevel Bases

Page 738

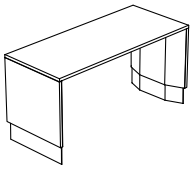

BH_LD Height-Adjustable L-Shape Desk – Bevel Bases

Page 740

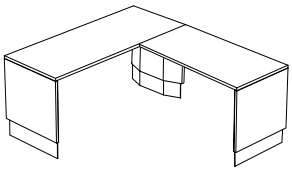

BH_LC Height-Adjustable L-Shape Corner Desk – Bevel Bases

Page 746

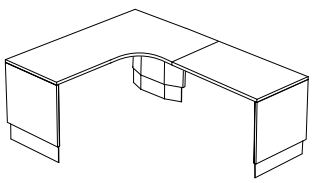

BH_B Height-Adjustable L-Shape Peninsula Desk – Bevel Post Leg

Page 752

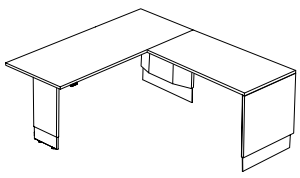

multi-level workstations product map

BF_F Full-Modesty Height-Adjustable Desk – Offset Bases

Page 756

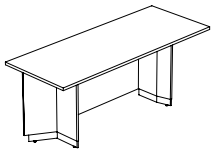

BF_R Full-Modesty Height-Adjustable Run-Off – Offset Base

Page 760

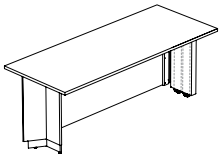

BF_E Full-Modesty Height-Adjustable Extended Run-Off – Offset Base

Page 764

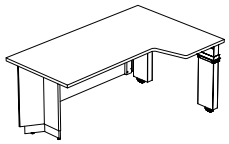

BF_L Full-Modesty Height-Adjustable L-Shape Run-Off – Offset Base

Page 768

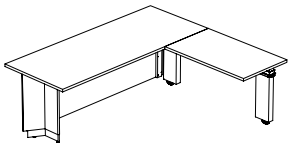

BF_U Full-Modesty Height-Adjustable Desk for U-Shape Workstation – Offset Bases

Page 784

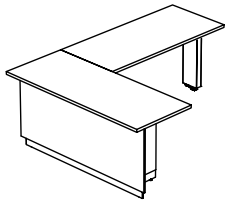

BH_CR Height-Adjustable Cantilever Rectangular Run-Off

Page 792

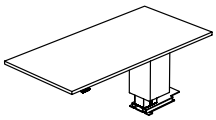

BH_CP Height-Adjustable Cantilever Wing Shape Run-Off

Page 794

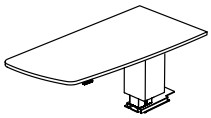

BH_RL Height-Adjustable Rectangular Worksurface

Page 796

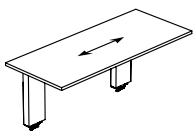

multi-level workstations product map

Height-Adjustable Configurations

BH_RC Cross Grain Height-Adjustable Rectangular Worksurface

Page 798

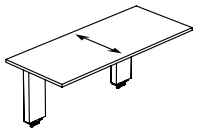

BH_RB Height-Adjustable Run-Off – Bevel Base

Page 800

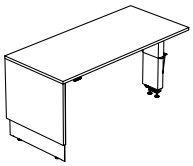

BHGRB Height-Adjustable Run-Off with Glass Top – Bevel Base

Page 802

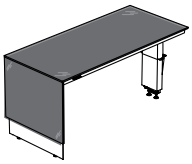

BH_RP Height-Adjustable Peninsula – Bevel Post Leg

Page 804

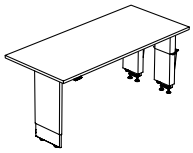

BH_TP Height-Adjustable Tapered Peninsula – Bevel Post Leg

Page 806

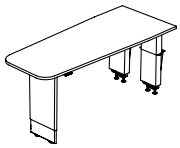

BH_PE Height-Adjustable Extended Tapered Peninsula – Bevel Post Leg

Page 808

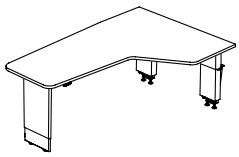

BH_LB Height-Adjustable L-Shape Run-Off – Bevel Base

Page 810

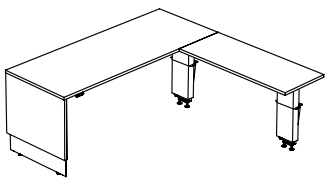

BH_L Height-Adjustable L-Shape Peninsula – Bevel Post Leg

Page 822

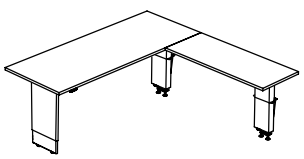

multi-level workstations product map

Height -Adjustable Configurations

BH_LT Height-Adjustable L-Shape Tapered Peninsula – Bevel Post Leg

Page 838

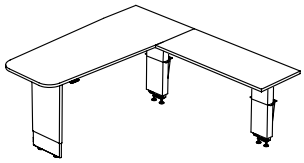

BH_UB Height-Adjustable Desk for U-Shape Workstation – Bevel Bases

Page 850

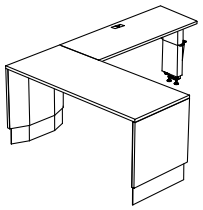

BH_SR Secondary Desk – Height-Adjustable Run-Off or U-Shape

Page 858

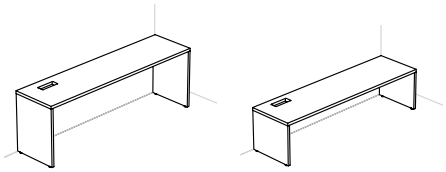

BH_SB Secondary Desk – Height-Adjustable Peninsula

Page 862

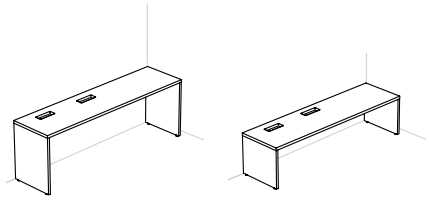

BH_SL Secondary Desk – Height-Adjustable L-Shape Worksurface

Page 866

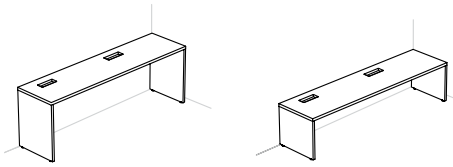

Xpress

B _ M D W O
Table Desk – Open Frame Legs

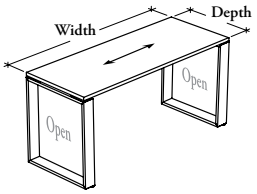

This table is an alternative to standard freestanding desks. It is only supported by two open frame legs and **cannot** be attached to other desks.

WHAT'S INCLUDED
1 worksurface, 2 open frame legs with levelers, 2 rectangular cut-outs with grommets (as specified), 1 cable tray (as specified), and mounting hardware.

WHAT'S EXCLUDED
Suspended Modesty Panel and Power Tray.

NOTES
When Both Ends – Rectangular Grommet (B) option is specified, a cable tray is also included.

Not all Thickness, Finish, Style or Color options are available. Refer to the Application Guide for more details.

Not all product options are available as Xpress, Please see Xpress catalogue and/or specification software for details.

PRODUCT OPTIONS

Worksurface Thickness	Depth	Width	Grommet Option	Worksurface Finish
M 1 3/16"	24, 30, 36	54, 60, 66, 72, 78, 84, 90	**B** Both Ends – Rectangular	Foundation Laminate
X 1 9/16"			**N** No Grommet (Shown)	Grade 2 Laminate (No Accents)
				Flintwood (No Cathedral)

SAMPLE ORDER CODE

BMMDWO	36	90	B	LW

PRODUCT OPTIONS CONTINUED

Edge Trim Style	Edge Trim Finish	Frame Leg Finish	Grommet Finish (If Applicable)
6 Straight Trim (3mm)	Edge Trim Colors (for trim style 6 and 8)	**AC** Clear Anodized	Foundation
8 Flat Trim (1.5mm)		Foundation	Mica
9 Flintwood Flat Trim		Mica	

SAMPLE ORDER CODE CONTINUED

6	ST	AC	74

See Pricing on the following page.

Xpress

B _ M D W O

Table Desk – Open Frame Legs (Continued)

DIMENSIONS INCHES / MM

PRICING

D	W	1 3/16" (M) Foundation Laminate	1 3/16" (M) Grade 2 Laminate	1 3/16" (M) Flintwood	1 9/16" (X) Foundation Laminate	1 9/16" (X) Flintwood
24 / 610	54 / 1372	1567	1680	2251	1629	2390
24 / 610	60 / 1524	1632	1757	2356	1700	2487
24 / 610	66 / 1676	1695	1832	2443	1771	2575
24 / 610	72 / 1829	1764	1914	2530	1844	2668
24 / 610	78 / 1981	1827	1990	2651	1917	2796
24 / 610	84 / 2134	1889	2063	2736	1987	2886
24 / 610	90 / 2286	1954	2141	2810	2059	2980
30 / 762	54 / 1372	1717	1857	2365	1827	2605
30 / 762	60 / 1524	1797	1953	2459	1918	2720
30 / 762	66 / 1676	1878	2050	2593	2006	2827
30 / 762	72 / 1829	1961	2149	2692	2100	2941
30 / 762	78 / 1981	2040	2243	2822	2187	3084
30 / 762	84 / 2134	2124	2342	2913	2279	3196
30 / 762	90 / 2286	2235	2469	3039	2365	3304
36 / 914	54 / 1372	1954	2123	2655	2050	2844
36 / 914	60 / 1524	2052	2239	2767	2159	2976
36 / 914	66 / 1676	2147	2352	2916	2264	3101
36 / 914	72 / 1829	2247	2472	3033	2374	3233
36 / 914	78 / 1981	2345	2589	3147	2478	3394
36 / 914	84 / 2134	2441	2703	3259	2593	3528
36 / 914	90 / 2286	2539	2818	3377	2696	3655

Xpress

B _ M D W F
Table Desk – Frame Legs with Infill

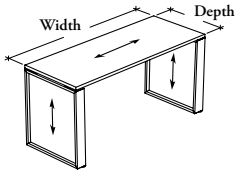

Solid Infill
End Panels (L)

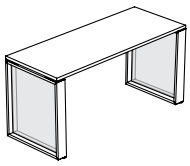

Glass Infill
End Panels (G)

This table desk is an alternative to standard freestanding desks. It is only supported by two frame legs and **cannot** be attached to other desks.

WHAT'S INCLUDED
1 worksurface, 2 infill end panel frame legs with levelers (as specified), 2 rectangular cut-outs with grommets (as specified), 1 cable tray (as specified), and mounting hardware.

WHAT'S EXCLUDED
Suspended Modesty Panel and Power Tray.

NOTES
When Both Ends – Rectangular Grommet (B) option is specified, a cable tray is also included.

Frosted (FT) is a single-sided etched tempered glass which is facing inward of desk.

Not all Thickness, Finish, Style or Color options are available. Refer to the Application Guide for more details.

Not all product options are available as Xpress, Please see Xpress catalogue and/or specification software for details.

PRODUCT OPTIONS

Worksurface Thickness	End Panel Style	Depth	Width	Grommet Option	Worksurface Finish
M 1 3/16"	**G** Glass Infill	24, 30, 36	54, 60, 66, 72, 78, 84, 90	**B** Both Ends – Rectangular	Foundation Laminate
X 1 9/16"	**L** Solid Infill			**N** No Grommet (Shown)	Grade 2 Laminate (No Accents)
					Flintwood (No Cathedral)

SAMPLE ORDER CODE

BMMDWF	G	36	90	N	2E

PRODUCT OPTIONS CONTINUED

Edge Trim Style	Edge Trim Finish	Base Finish	End Panel Finish	Grommet Finish (If Applicable)
6 Straight Trim (3mm)	Edge Trim Colors (for trim style 6 and 8)	**AC** Clear Anodized	**Solid Infill:** Source Laminate	Foundation
8 Flat Trim (1.5mm)		Foundation	Flintwood (No Cathedral)	Mica
9 Flintwood Flat Trim		Mica	**Glass Infill: Standard:** **FT** Frosted	
		Coordinate Colors	**Back-Painted**	

SAMPLE ORDER CODE CONTINUED

6	4E	AC	K7	

See Pricing on the following page.

Xpress

B _ M D W F

Table Desk Frame Legs with Infill (Continued)

DIMENSIONS INCHES / MM | **PRICING**

SOLID INFILL (L) — 1 3/16" (M)

D	W	FOUNDATION LAMINATE		GRADE 2 LAMINATE		FLINTWOOD	
		SOLID INFILL END PANEL FINISH					
		Source Laminate	Flintwood	Source Laminate	Flintwood	Source Laminate	Flintwood
24 / 610	54 / 1372	1849	2285	1961	2397	2534	2970
24 / 610	60 / 1524	1914	2350	2038	2474	2640	3076
24 / 610	66 / 1676	1980	2416	2117	2553	2728	3164
24 / 610	72 / 1829	2045	2481	2194	2630	2810	3246
24 / 610	78 / 1981	2109	2545	2271	2707	2936	3372
24 / 610	84 / 2134	2170	2606	2345	2781	3021	3457
24 / 610	90 / 2286	2236	2672	2423	2859	3094	3530
30 / 762	54 / 1372	2094	2597	2234	2737	2742	3245
30 / 762	60 / 1524	2178	2681	2334	2837	2836	3339
30 / 762	66 / 1676	2259	2762	2430	2933	2969	3472
30 / 762	72 / 1829	2340	2843	2527	3030	3066	3569
30 / 762	78 / 1981	2420	2923	2623	3126	3196	3699
30 / 762	84 / 2134	2504	3007	2723	3226	3293	3796
30 / 762	90 / 2286	2579	3082	2813	3316	3383	3886
36 / 914	54 / 1372	2349	3002	2518	3171	3047	3700
36 / 914	60 / 1524	2446	3099	2633	3286	3162	3815
36 / 914	66 / 1676	2545	3198	2751	3404	3312	3965
36 / 914	72 / 1829	2641	3294	2865	3518	3429	4082
36 / 914	78 / 1981	2740	3393	2984	3637	3542	4195
36 / 914	84 / 2134	2835	3488	3097	3750	3656	4309
36 / 914	90 / 2286	2933	3586	3213	3866	3770	4423

GLASS INFILL (G) — 1 3/16" (M)

FOUNDATION LAMINATE	GRADE 2 LAMINATE	FLINTWOOD
GLASS INFILL END PANEL FINISH		
Frosted (FT) or Back-Painted	Frosted (FT) or Back-Painted	Frosted (FT) or Back-Painted
2210	2322	2896
2278	2402	3000
2344	2481	3090
2410	2559	3176
2474	2636	3296
2534	2709	3383
2601	2788	3457
2558	2699	3206
2642	2798	3303
2726	2897	3432
2799	2986	3527
2883	3086	3659
2968	3187	3759
3045	3279	3848
2854	3022	3555
2952	3139	3668
3047	3253	3818
3147	3372	3937
3244	3487	4046
3343	3605	4159
3438	3718	4275

SOLID INFILL (L) — 1 9/16" (X)

D	W	FOUNDATION LAMINATE		FLINTWOOD	
		SOLID INFILL END PANEL FINISH			
		Source Laminate	Flintwood	Source Laminate	Flintwood
24 / 610	54 / 1372	1912	2348	2673	3109
24 / 610	60 / 1524	1983	2419	2768	3204
24 / 610	66 / 1676	2053	2489	2857	3293
24 / 610	72 / 1829	2128	2564	2953	3389
24 / 610	78 / 1981	2199	2635	3077	3513
24 / 610	84 / 2134	2271	2707	3170	3606
24 / 610	90 / 2286	2344	2780	3264	3700
30 / 762	54 / 1372	2172	2675	2949	3452
30 / 762	60 / 1524	2263	2766	3065	3568
30 / 762	66 / 1676	2352	2855	3173	3676
30 / 762	72 / 1829	2443	2946	3285	3788
30 / 762	78 / 1981	2532	3035	3430	3933
30 / 762	84 / 2134	2623	3126	3540	4043
30 / 762	90 / 2286	2709	3212	3648	4151
36 / 914	54 / 1372	2443	3096	3238	3891
36 / 914	60 / 1524	2552	3205	3371	4024
36 / 914	66 / 1676	2658	3311	3495	4148
36 / 914	72 / 1829	2763	3416	3622	4275
36 / 914	78 / 1981	2877	3530	3792	4445
36 / 914	84 / 2134	2984	3637	3919	4572
36 / 914	90 / 2286	3092	3745	4050	4703

GLASS INFILL (G) — 1 9/16" (X)

FOUNDATION LAMINATE	FLINTWOOD
GLASS INFILL END PANEL FINISH	
Frosted (FT) or Back-Painted	Frosted (FT) or Back-Painted
2274	3037
2347	3132
2416	3220
2487	3310
2562	3440
2635	3535
2703	3622
2638	3416
2730	3531
2815	3635
2907	3748
2997	3895
3087	4005
3178	4117
2947	3742
3056	3874
3165	4002
3272	4131
3382	4297
3489	4425
3597	4555

Xpress

B _ M F W O

Table Desk with Full Modesty – Open Frame Legs

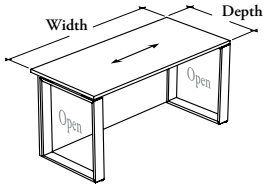

This table is an alternative to standard freestanding desks. It is only supported by two open frame legs and **cannot** be attached to other desks.

WHAT'S INCLUDED
1 worksurface, 2 open frame legs with levelers, 1 modesty panel, 1 cable tray (as specified), grommet(s) cut-out(s) (as specified), and mounting hardware.

WHAT'S EXCLUDED
Grommets.

NOTES
When Cut-Out Style (1 to 5) is specified, a Cable Tray is included.

Not all Thickness, Finish, Style or Color options are available. Refer to the Application Guide for more details.

Not all product options are available as Xpress, Please see Xpress catalogue and/or specification software for details.

PRODUCT OPTIONS

Worksurface Thickness	Depth	Width	Cut-Out Style
M 1 3/16"	30, 36	54, 60, 66, 72, 78, 84, 90	**N** No Cut-Out (Shown)
X 1 9/16"			**0** Left – Diamond Cut-Out
			1 Left – Square Cut-out
			2 Left – Square & Diamond Cut-Out
			3 Right – Diamond Cut-Out
			4 Right – Square Cut-Out
			5 Right – Square & Diamond Cut-Out

SAMPLE ORDER CODE

B**M**MFWO	**36**	**90**	**N**

PRODUCT OPTIONS CONTINUED

Worksurface Finish	Edge Trim Style	Edge Trim Finish	Modesty Panel Finish	Frame Leg Finish
Foundation Laminate	**6** Straight Trim (3mm)	Edge Trim Colors (for trim style 6 and 8)	Source Laminate	**AC** Clear Anodized
Grade 2 Laminate (No Accents)	**8** Flat Trim (1.5mm)		Grade 2 Laminate (No Accents)	Foundation
Flintwood (No Cathedral)	**9** Flintwood Flat Trim		Flintwood (No Cathedral)	Mica

SAMPLE ORDER CODE CONTINUED

LW	**6**	**ST**	**XS**	**AC**

See Pricing on the following page.

Xpress

B _ M F W O

Table Desk with Full Modesty – Open Frame Legs (Continued)

DIMENSIONS INCHES / MM

PRICING

1 3/16" (M)

D	W	FOUNDATION LAMINATE MODESTY PANEL FINISH			GRADE 2 LAMINATE			FLINTWOOD		
		Source Laminate	Grade 2 Laminate	Flintwood	Source Laminate	Grade 2 Laminate	Flintwood	Source Laminate	Grade 2 Laminate	Flintwood
30 / 762	54 / 1372	1921	2417	2605	2061	2557	2745	2570	3066	3254
30 / 762	60 / 1524	2021	2571	2757	2177	2727	2913	2682	3232	3418
30 / 762	66 / 1676	2122	2727	2909	2293	2898	3080	2835	3440	3622
30 / 762	72 / 1829	2225	2885	3063	2412	3072	3250	2956	3616	3794
30 / 762	78 / 1981	2323	3039	3212	2526	3242	3415	3104	3820	3993
30 / 762	84 / 2134	2426	3197	3367	2645	3416	3586	3216	3987	4157
30 / 762	90 / 2286	2556	3382	3549	2790	3616	3783	3360	4186	4353
36 / 914	54 / 1372	2134	2630	2818	2303	2799	2987	2835	3331	3519
36 / 914	60 / 1524	2252	2802	2988	2439	2989	3175	2967	3517	3703
36 / 914	66 / 1676	2366	2971	3153	2572	3177	3359	3136	3741	3923
36 / 914	72 / 1829	2488	3148	3326	2712	3372	3550	3273	3933	4111
36 / 914	78 / 1981	2604	3320	3493	2848	3564	3737	3406	4122	4295
36 / 914	84 / 2134	2720	3491	3661	2982	3753	3923	3538	4309	4479
36 / 914	90 / 2286	2836	3662	3829	3116	3942	4109	3675	4501	4668

1 9/16" (X)

		FOUNDATION LAMINATE MODESTY PANEL FINISH		FLINTWOOD	
		Source Laminate	Flintwood	Source Laminate	Flintwood
30 / 762	54 / 1372	2031	2715	2809	3493
30 / 762	60 / 1524	2141	2877	2943	3679
30 / 762	66 / 1676	2250	3037	3070	3857
30 / 762	72 / 1829	2363	3201	3205	4043
30 / 762	78 / 1981	2470	3359	3368	4257
30 / 762	84 / 2134	2581	3522	3499	4440
30 / 762	90 / 2286	2687	3680	3626	4619
36 / 914	54 / 1372	2230	2914	3024	3708
36 / 914	60 / 1524	2359	3095	3177	3913
36 / 914	66 / 1676	2484	3271	3321	4108
36 / 914	72 / 1829	2614	3452	3473	4311
36 / 914	78 / 1981	2738	3627	3654	4543
36 / 914	84 / 2134	2871	3812	3806	4747
36 / 914	90 / 2286	2994	3987	3953	4946

Xpress

B _ M D W B
Fixed-Height Desk – Bevel Bases

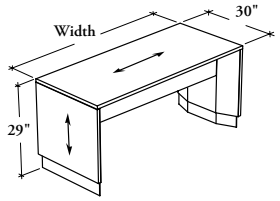

This desk is an alternative to standard freestanding desks. It is only supported by two bevel bases and **cannot** be attached to other desks.

WHAT'S INCLUDED
1 worksurface, 2 bevel bases with levelers, 1 suspended modesty panel, 1 or 2 rectangular cut-outs with grommets (as specified), 1 square cut-out without ring (if applicable), 1 cable tray (as specified), and mounting hardware.

WHAT'S EXCLUDED
Power Tray.

NOTES
When Grommet option (B, H, I, L, M, R or S) is specified, a cable tray is also included.

No central grommet on half modesty panel.

Not all Thickness, Finish, Style or Color options are available. Refer to the Application Guide for more details.

Not all product options are available as Xpress, Please see Xpress catalogue and/or specification software for details.

PRODUCT OPTIONS

Worksurface Thickness	Depth	Width	Grommet Option	Worksurface and End Panel Finish
M 1 3/16"	30	60, 66, 72, 78, 84	**B** Both Ends – Rectangular	Foundation Laminate
X 1 9/16"			**H** Both Ends – Rectangular (L) & Square (R)	Grade 2 Laminate (No Accents)
			I Both Ends – Square (L) & Rectangular (R)	Flintwood (No Cathedral)
			L Left – Rectangular	
			M Left – Rectangular & Square	
			N No Grommet (Shown)	
			R Right – Rectangular	
			S Right – Rectangular & Square	

SAMPLE ORDER CODE

B**M**MDWB	**30**	**78**	**S**	**LW**

PRODUCT OPTIONS CONTINUED

Edge Trim Style	Edge Trim Finish	Modesty Panel Finish	Base and Hardware Finish	Grommet Finish (If Applicable)
6 Straight Trim (3mm)	Edge Trim Colors (for trim style 6 and 8)	**Solid:** Source Laminate	Foundation	Foundation
8 Flat Trim (1.5mm)		Grade 2 Laminate (No Accents)	Mica	Mica
9 Flintwood Flat Trim		Flintwood (No Cathedral)	Coordinate Colors	
		Glass: **Standard:** **FT** Frosted		
		Back-Painted		

SAMPLE ORDER CODE CONTINUED

6	**ST**	**XS**	**60**	**60**

See Pricing on the following page.

Xpress

B _ M D W B

Fixed-Height Desk – Bevel Bases (Continued)

DIMENSIONS INCHES / MM | **PRICING**

1 3/16" (M)

FOUNDATION LAMINATE

D	W	SOLID MODESTY PANEL FINISH: Source Laminate	SOLID MODESTY PANEL FINISH: Grade 2 Laminate	SOLID MODESTY PANEL FINISH: Flintwood	GLASS MODESTY PANEL FINISH: Frosted (FT) or Back-Painated
30 / 762	60 / 1524	2133	2292	2619	2531
30 / 762	66 / 1676	2199	2377	2701	2614
30 / 762	72 / 1829	2246	2443	2776	2697
30 / 762	78 / 1981	2294	2508	2847	2786
30 / 762	84 / 2134	2345	2578	2923	2868

GRADE 2 LAMINATE

D	W	SOLID MODESTY PANEL FINISH: Source Laminate	SOLID MODESTY PANEL FINISH: Grade 2 Laminate	SOLID MODESTY PANEL FINISH: Flintwood	GLASS MODESTY PANEL FINISH: Frosted (FT) or Back-Painated
30 / 762	60 / 1524	2538	2697	3024	2936
30 / 762	66 / 1676	2619	2797	3121	3034
30 / 762	72 / 1829	2682	2879	3212	3133
30 / 762	78 / 1981	2746	2960	3299	3238
30 / 762	84 / 2134	2812	3045	3390	3335

FLINTWOOD

D	W	SOLID MODESTY PANEL FINISH: Source Laminate	SOLID MODESTY PANEL FINISH: Grade 2 Laminate	SOLID MODESTY PANEL FINISH: Flintwood	GLASS MODESTY PANEL FINISH: Frosted (FT) or Back-Painated
30 / 762	60 / 1524	4270	4429	4756	4668
30 / 762	66 / 1676	4424	4602	4926	4839
30 / 762	72 / 1829	4539	4736	5069	4990
30 / 762	78 / 1981	4687	4901	5240	5179
30 / 762	84 / 2134	4802	5035	5380	5325

1 9/16" (X)

FOUNDATION LAMINATE

D	W	SOLID MODESTY PANEL FINISH: Source Laminate	SOLID MODESTY PANEL FINISH: Flintwood	GLASS MODESTY PANEL FINISH: Frosted (FT) or Back-Painated
30 / 762	60 / 1524	2326	2812	2724
30 / 762	66 / 1676	2404	2906	2820
30 / 762	72 / 1829	2465	2995	2916
30 / 762	78 / 1981	2521	3074	3014
30 / 762	84 / 2134	2582	3160	3108

FLINTWOOD

D	W	SOLID MODESTY PANEL FINISH: Source Laminate	SOLID MODESTY PANEL FINISH: Flintwood	GLASS MODESTY PANEL FINISH: Frosted (FT) or Back-Painated
30 / 762	60 / 1524	4496	4982	4894
30 / 762	66 / 1676	4662	5164	5078
30 / 762	72 / 1829	4788	5318	5239
30 / 762	78 / 1981	4954	5507	5447
30 / 762	84 / 2134	5079	5657	5605

Xpress

B _ M D G

Primary Desk for U-Shape Configuration

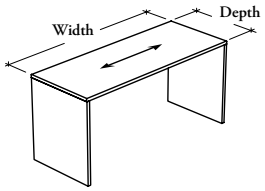

This desk must only be used in conjunction with the Overlapping Bridge (B_MBH or B_MBL) or Overlapping Bridge with End Support (B_MBG) to create a "U" configuration. It would be unstable if used alone.

WHAT'S INCLUDED
1 worksurface, 2 laminate full gables with levelers, 2 rectangular cut-outs with grommets (as specified), 1 cable tray (as specified), and mounting hardware.

WHAT'S EXCLUDED
Suspended Modesty Panel, Overlapping Bridge – High or Low Secondary Desk, Overlapping Bridge with End Support – Low Secondary Desk and Power Tray.

NOTES
When Both Ends – Rectangular Grommet (B) option is specified, a cable tray is also included.

Not all Thickness, Finish, Style or Color options are available. Refer to the Application Guide for more details.

Not all product options are available as Xpress, Please see Xpress catalogue and/or specification software for details.

PRODUCT OPTIONS

Worksurface Thickness	Depth	Width	Grommet Option	Worksurface Finish
M 1 3/16"	24, 30, 36	60, 66, 72, 78, 84, 90	**B** Both Ends – Rectangular	Foundation Laminate
X 1 9/16"			**N** No Grommet (Shown)	Grade 2 Laminate (No Accents)
				Flintwood (No Cathedral)

SAMPLE ORDER CODE

BMMDG	24	72	N	RV

PRODUCT OPTIONS CONTINUED

Edge Trim Style	Edge Trim Finish	Gable Finish	Grommet Finish (If applicable)
6 Straight Trim (3mm)	Edge Trim Colors (for trim style 6 and 8)	Source Laminate	Foundation
8 Flat Trim (1.5mm)		Flintwood (No Cathedral)	Mica
9 Flintwood Flat Trim			

SAMPLE ORDER CODE CONTINUED

6	SS	LE	

See Pricing on the following page.

Xpress

B _ M D G

Primary Desk for U-Shape Configuration (Continued)

DIMENSIONS INCHES / MM

PRICING

1 3/16" (M)

		FOUNDATION LAMINATE		GRADE 2 LAMINATE		FLINTWOOD	
		GABLE FINISH					
D	W	Source Laminate	Flintwood	Source Laminate	Flintwood	Source Laminate	Flintwood
24 / 610	60 / 1524	1145	2270	1270	2395	1872	2997
24 / 610	66 / 1676	1212	2337	1349	2474	1958	3083
24 / 610	72 / 1829	1277	2402	1427	2552	2043	3168
24 / 610	78 / 1981	1342	2467	1504	2629	2165	3290
24 / 610	84 / 2134	1402	2527	1577	2702	2251	3376
24 / 610	90 / 2286	1470	2595	1657	2782	2326	3451
30 / 762	60 / 1524	1237	2502	1393	2658	1895	3160
30 / 762	66 / 1676	1298	2563	1470	2735	2006	3271
30 / 762	72 / 1829	1382	2647	1569	2834	2106	3371
30 / 762	78 / 1981	1439	2704	1642	2907	2216	3481
30 / 762	84 / 2134	1497	2762	1715	2980	2291	3556
30 / 762	90 / 2286	1616	2881	1850	3115	2416	3681
36 / 914	60 / 1524	1435	3120	1622	3307	2150	3835
36 / 914	66 / 1676	1505	3190	1711	3396	2274	3959
36 / 914	72 / 1829	1602	3287	1826	3511	2388	4073
36 / 914	78 / 1981	1674	3359	1918	3603	2476	4161
36 / 914	84 / 2134	1744	3429	2006	3691	2564	4249
36 / 914	90 / 2286	1880	3565	2160	3845	2720	4405

1 9/16" (X)

		FOUNDATION LAMINATE		FLINTWOOD	
		GABLE FINISH			
		Source Laminate	Flintwood	Source Laminate	Flintwood
24 / 610	60 / 1524	1296	2421	2081	3206
24 / 610	66 / 1676	1362	2487	2170	3295
24 / 610	72 / 1829	1439	2564	2263	3388
24 / 610	78 / 1981	1512	2637	2389	3514
24 / 610	84 / 2134	1582	2707	2482	3607
24 / 610	90 / 2286	1655	2780	2573	3698
30 / 762	60 / 1524	1506	2771	2146	3411
30 / 762	66 / 1676	1587	2852	2272	3537
30 / 762	72 / 1829	1664	2929	2361	3626
30 / 762	78 / 1981	1739	3004	2486	3751
30 / 762	84 / 2134	1832	3097	2595	3860
30 / 762	90 / 2286	1928	3193	2704	3969
36 / 914	60 / 1524	1761	3446	2361	4046
36 / 914	66 / 1676	1851	3536	2500	4185
36 / 914	72 / 1829	1943	3628	2596	4281
36 / 914	78 / 1981	2034	3719	2692	4377
36 / 914	84 / 2134	2139	3824	2854	4539
36 / 914	90 / 2286	2255	3940	2998	4683

Xpress

B _ M D S

Primary Peninsula Desk for U-Shape Configuration

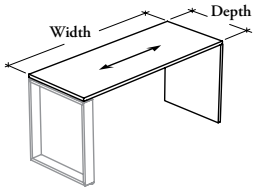

Support Styles



Blade Leg (K)

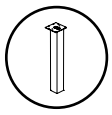

Central Square Post Leg (Q)

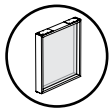

Frame Leg (W)

This desk must only be used in conjunction with the Overlapping Bridge (B_MBH or B_MBL) or Overlapping Bridge with End Support (B_MBG) to create a "U" configuration. It would be unstable if used alone.

WHAT'S INCLUDED
1 worksurface, 1 laminate full gable with levelers, 1 rectangular cut-out with grommet (as specified), 1 cable tray (as specified), and mounting hardware.

WHAT'S EXCLUDED
Support, Suspended Modesty Panel, Overlapping Bridge – High or Low Secondary Desk, Overlapping Bridge with End Support – Low Secondary Desk and Power Tray.

NOTES
When End of Worksurface – Rectangular Grommet (E) option is specified, a cable tray is also included.

Blade Leg (K) support style is **not** available with 24" deep worksurface.

Not all Thickness, Finish, Style or Color options are available. Refer to the Application Guide for more details.

Not all product options are available as Xpress, Please see Xpress catalogue and/or specification software for details.

PRODUCT OPTIONS

Worksurface Thickness	Depth	Width	Grommet Option	Support Style (Not Included)
M 1 3/16"	24, 30, 36	60, 66, 72, 78, 84, 90	**E** End of Worksurface – Rectangular	**K** Blade Leg
X 1 9/16"			**N** No Grommet (Shown)	**Q** Central Square Post Leg
				W Frame Leg (Shown)

SAMPLE ORDER CODE

B**M**MDS	24	72	E	Q

PRODUCT OPTIONS CONTINUED

Worksurface Finish	Edge Trim Style	Edge Trim Finish	Gable Finish	Grommet Finish (If Applicable)
Foundation Laminate	**6** Straight Trim (3mm)	Edge Trim Colors (for trim style 6 and 8)	Source Laminate	Foundation
Grade 2 Laminate (No Accents)	**8** Flat Trim (1.5mm)		Flintwood (No Cathedral)	Mica
Flintwood (No Cathedral)	**9** Flintwood Flat Trim			

SAMPLE ORDER CODE CONTINUED

RV	6	SS	LE	60

See Pricing on the following page.

Xpress

B_MDS

Primary Peninsula Desk for U-Shape Configuration (Continued)

DIMENSIONS INCHES / MM

PRICING

1 3/16" (M)

D	W	FOUNDATION LAMINATE GABLE FINISH Source Laminate	FOUNDATION LAMINATE GABLE FINISH Flintwood	GRADE 2 LAMINATE Source Laminate	GRADE 2 LAMINATE Flintwood	FLINTWOOD Source Laminate	FLINTWOOD Flintwood
24 / 610	60 / 1524	899	1461	1023	1585	1623	2185
24 / 610	66 / 1676	963	1525	1100	1662	1709	2271
24 / 610	72 / 1829	1031	1593	1180	1742	1795	2357
24 / 610	78 / 1981	1095	1657	1257	1819	1918	2480
24 / 610	84 / 2134	1156	1718	1331	1893	2004	2566
24 / 610	90 / 2286	1221	1783	1408	1970	2079	2641
30 / 762	60 / 1524	941	1576	1097	1732	1601	2236
30 / 762	66 / 1676	1003	1638	1174	1809	1713	2348
30 / 762	72 / 1829	1086	1721	1273	1908	1812	2447
30 / 762	78 / 1981	1143	1778	1346	1981	1920	2555
30 / 762	84 / 2134	1204	1839	1423	2058	1995	2630
30 / 762	90 / 2286	1319	1954	1553	2188	2124	2759
36 / 914	60 / 1524	1096	1939	1283	2126	1812	2655
36 / 914	66 / 1676	1167	2010	1373	2216	1936	2779
36 / 914	72 / 1829	1263	2106	1487	2330	2051	2894
36 / 914	78 / 1981	1337	2180	1581	2424	2137	2980
36 / 914	84 / 2134	1405	2248	1667	2510	2225	3068
36 / 914	90 / 2286	1542	2385	1822	2665	2381	3224

1 9/16" (X)

D	W	FOUNDATION LAMINATE GABLE FINISH Source Laminate	FOUNDATION LAMINATE GABLE FINISH Flintwood	FLINTWOOD Source Laminate	FLINTWOOD Flintwood
24 / 610	60 / 1524	955	1517	1739	2301
24 / 610	66 / 1676	1026	1588	1831	2393
24 / 610	72 / 1829	1097	1659	1922	2484
24 / 610	78 / 1981	1169	1731	2051	2613
24 / 610	84 / 2134	1245	1807	2139	2701
24 / 610	90 / 2286	1312	1874	2235	2797
30 / 762	60 / 1524	1165	1800	1800	2435
30 / 762	66 / 1676	1245	1880	1927	2562
30 / 762	72 / 1829	1319	1954	2019	2654
30 / 762	78 / 1981	1395	2030	2141	2776
30 / 762	84 / 2134	1488	2123	2248	2883
30 / 762	90 / 2286	1587	2222	2361	2996
36 / 914	60 / 1524	1358	2201	1966	2809
36 / 914	66 / 1676	1451	2294	2101	2944
36 / 914	72 / 1829	1544	2387	2195	3038
36 / 914	78 / 1981	1636	2479	2293	3136
36 / 914	84 / 2134	1742	2585	2458	3301
36 / 914	90 / 2286	1858	2701	2601	3444

Xpress

B F _ M R

Full-Modesty Fixed Run-Off – Offset Base

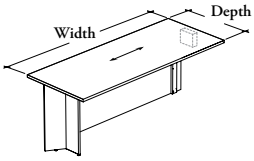

This fixed run-off offer a executive desk look with complete privacy by its full height modesty and the recessed Offset Base accentuate the intriguing flooting look. The run-off must only be mounted on a Workwall Kneespace Module (BHKFR) at one end and is supported by a Offset Base at the other.

WHAT'S INCLUDED
1 worksurface, 1 fixed height offset base with levelers, 1 worksurface support for workwall kneespace module, 1 wire management kit, diamond and/or square cut-out(s) (if applicable), and mounting hardware.

WHAT'S EXCLUDED
Workwall Kneespace Module, Duo Grommet – Square and Rectangular Grommet.

NOTES
Not all Thickness, Finish, Style or Color options are available. Refer to the Application Guide for more details.

Not all finishes are available as Xpress, Please see Xpress catalogue and/or specification software for details.

PRODUCT OPTIONS

Worksurface Thickness	Configuration	Depth	Width	Corner Detail	Cut-Out Style
M 1 3/16"	**K** Mid-Height	30, 36	69, 75, 81, 87	**S** Straight	**N** No Cut-Out (Shown)
X 1 9/16"					**0** Offset – Diamond Cut-Out
V 1 3/16" Knife Edge					**1** Offset – Square Cut-Out
					2 Offset – Square & Diamond Cut-Outs

SAMPLE ORDER CODE

BF**M**MR	K	36	69	S	2

PRODUCT OPTIONS CONTINUED

Configuration	Worksurface Finish	Edge Trim Style	Edge Trim Finish	Modesty Panel Finish	Base Finish
L Left Handed (Shown)	Foundation Laminate	**6** Straight Trim (3mm)	Edge Trim Colors (for trim style 6, 8 and F)	Source Laminate	Foundation
R Right Handed	Grade 2 Laminate (No Accents)	**8** Flat Trim (1.5mm)		Grade 2 Laminate (No Accents)	Mica
	Flintwood (No Cathedral)	**9** Flintwood Flat Trim		Flintwood (No Cathedral)	
		F Knife Edge Trim			

SAMPLE ORDER CODE CONTINUED

L	2D	6	4D	3D	83

See Pricing on the following page.

Xpress

B F _ M R

Full-Modesty Fixed Run-Off – Offset Bases (Continued)

DIMENSIONS INCHES / MM

PRICING

1 3/16" (M)

D	W	FOUNDATION LAMINATE MODESTY PANEL FINISH			GRADE 2 LAMINATE			FLINTWOOD		
		Source Laminate	Grade 2 Laminate	Flintwood	Source Laminate	Grade 2 Laminate	Flintwood	Source Laminate	Grade 2 Laminate	Flintwood
30 / 762	69 / 1753	2103	2708	2725	2282	2887	2904	2822	3427	3444
30 / 762	75 / 1905	2146	2806	2823	2340	3000	3017	2898	3558	3575
30 / 762	81 / 2057	2191	2907	2922	2401	3117	3132	2973	3689	3704
30 / 762	87 / 2210	2235	3006	3022	2461	3232	3248	3047	3818	3834
36 / 914	69 / 1753	2170	2775	2792	2386	2991	3008	2946	3551	3568
36 / 914	75 / 1905	2220	2880	2897	2454	3114	3131	3015	3675	3692
36 / 914	81 / 2057	2270	2986	3001	2523	3239	3254	3082	3798	3813
36 / 914	87 / 2210	2319	3090	3106	2591	3362	3378	3148	3919	3935

1 3/16" KNIFE EDGE (V)

		FOUNDATION LAMINATE MODESTY PANEL FINISH		GRADE 2 LAMINATE	
		Source Laminate	Grade 2 Laminate	Source Laminate	Grade 2 Laminate
30 / 762	69 / 1753	2254	2859	2433	3038
30 / 762	75 / 1905	2308	2968	2502	3162
30 / 762	81 / 2057	2364	3080	2574	3290
30 / 762	87 / 2210	2418	3189	2644	3415
36 / 914	69 / 1753	2328	2933	2543	3148
36 / 914	75 / 1905	2388	3048	2622	3282
36 / 914	81 / 2057	2448	3164	2701	3417
36 / 914	87 / 2210	2508	3279	2780	3551

1 9/16" (X)

		FOUNDATION LAMINATE MODESTY PANEL FINISH		FLINTWOOD	
		Source Laminate	Flintwood	Source Laminate	Flintwood
30 / 762	69 / 1753	2198	2820	3030	3652
30 / 762	75 / 1905	2250	2927	3119	3796
30 / 762	81 / 2057	2303	3034	3210	3941
30 / 762	87 / 2210	2355	3142	3301	4088
36 / 914	69 / 1753	2287	2909	3136	3758
36 / 914	75 / 1905	2345	3022	3232	3909
36 / 914	81 / 2057	2406	3137	3331	4062
36 / 914	87 / 2210	2464	3251	3429	4216

B _ M C R

Fixed-Height Cantilever Rectangular Run-Off

This Fixed-Height Cantilever Run-Off offers an elevated, executive desk look. It must be installed on the Workwall Module – Fixed-Height Cantilever Run-Off (BHKFC).

WHAT'S INCLUDED
1 worksurface, 1 fixed-height cantilever structure, leveling shim kit, anchors for concret floor and wire management.

WHAT'S EXCLUDED
Workwall Module – Fixed Cantilever Run-Off (BHKFC).

NOTES
Not all Thickness, Finish, Style or Color options are available. Refer to the Application Guide for more details.

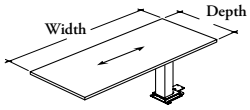

PRODUCT OPTIONS

Worksurface Thickness	Configuration	Depth	Width	Storage Depth	Corner Detail
M 1 3/16"	**K** Mid-Height	30, 36	57, 63, 69, 75, 81, 87	20, 24	**R** Radius
V 1 3/16" Knife Edge					**S** Straight

SAMPLE ORDER CODE

BMMCR	K	30	69	24	R

PRODUCT OPTIONS CONTINUED

Cut-Out Style	Configuration	Worksurface Finish	Edge Trim Style	Edge Trim Finish	Base Finish
N No Cut-Out	**L** Left Handed	Foundation Laminate	**6** Straight Trim (3mm)	Edge Trim Colors (for trim style 6, 8 and F)	Coordinate Colors
	R Right Handed	Grade 2 Lamimate (No Accents)	**8** Flat Trim (1.5mm)		Foundation
		Flintwood (No Cathedral)	**9** Flintwood Flat Trim		Mica
			F Full Knife Trim		

SAMPLE ORDER CODE CONTINUED

N	L	2T	6	4T	20

See Pricing on the following page.

B _ M C R

Fixed-Height Cantilever Rectangular Run-Off (Continued)

DIMENSIONS INCHES / MM

PRICING

20" STORAGE DEPTH

D	W	1 3/16" (M) Foundation Laminate	1 3/16" (M) Grade 2 Laminate	1 3/16" (M) Flintwood	1 3/16" KNIFE EDGE (V) Foundation Laminate	1 3/16" KNIFE EDGE (V) Grade 2 Laminate
30 / 762	57 / 1448	3952	4100	4701	4077	4224
30 / 762	63 / 1600	4049	4212	4856	4184	4347
30 / 762	69 / 1753	4145	4324	5013	4291	4470
30 / 762	75 / 1905	4240	4435	5151	4396	4591
30 / 762	81 / 2057	4335	4545	5306	4501	4711
30 / 762	87 / 2210	n/a	n/a	n/a	n/a	n/a
36 / 914	57 / 1448	3997	4175	4827	4127	4305
36 / 914	63 / 1600	4097	4293	4990	4237	4434
36 / 914	69 / 1753	4197	4413	5153	4348	4564
36 / 914	75 / 1905	4296	4530	5299	4457	4691
36 / 914	81 / 2057	4395	4648	5470	4567	4819
36 / 914	87 / 2210	n/a	n/a	n/a	n/a	n/a

24" STORAGE DEPTH

D	W	1 3/16" (M) Foundation Laminate	1 3/16" (M) Grade 2 Laminate	1 3/16" (M) Flintwood	1 3/16" KNIFE EDGE (V) Foundation Laminate	1 3/16" KNIFE EDGE (V) Grade 2 Laminate
30 / 762	57 / 1448	3952	4100	4701	4077	4224
30 / 762	63 / 1600	4049	4212	4856	4184	4347
30 / 762	69 / 1753	4145	4324	5013	4291	4470
30 / 762	75 / 1905	4240	4435	5151	4396	4591
30 / 762	81 / 2057	4335	4545	5306	4501	4711
30 / 762	87 / 2210	4429	4655	5462	4606	4832
36 / 914	57 / 1448	3997	4175	4827	4127	4305
36 / 914	63 / 1600	4097	4293	4990	4237	4434
36 / 914	69 / 1753	4197	4413	5153	4348	4564
36 / 914	75 / 1905	4296	4530	5299	4457	4691
36 / 914	81 / 2057	4395	4648	5470	4567	4819
36 / 914	87 / 2210	4494	4765	5641	4676	4947

B _ M C P

Fixed-Height Cantilever Wing Shape Run-Off

This Fixed-Height Cantilever Run-Off offers an elevated, executive desk look. It must be installed on the Workwall Module – Fixed-Height Cantilever Run-Off (BHKFC).

WHAT'S INCLUDED
1 worksurface, 1 fixed-height cantilever structure, leveling shim kit , anchors for concret floor and wire management.

WHAT'S EXCLUDED
Workwall Module – Fixed Cantilever Run-Off (BHKFC).

NOTES
Not all Thickness, Finish, Style or Color options are available. Refer to the Application Guide for more details.

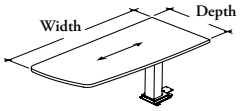

PRODUCT OPTIONS

Worksurface Thickness	Configuration	Depth	Width	Storage Depth	Cut-Out Style
M 1 3/16"	**K** Mid-Height	30, 36	57, 63, 69, 75, 81, 87	20, 24	**N** No Cut-Out

SAMPLE ORDER CODE

B**M**MCP	**K**	**36**	**69**	**20**	**N**

PRODUCT OPTIONS CONTINUED

Configuration	Worksurface Finish	Edge Trim Style	Edge Trim Finish	Base Finish
L Left Handed	Foundation Laminate	**6** Straight Trim (3mm)	Edge Trim Colors (for trim style 6 and 8)	Coordinate Colors
R Right Handed	Grade 2 Lamimate (No Accents)	**8** Flat Trim (1.5mm)		Foundation
	Flintwood (No Cathedral)	**9** Flintwood Flat Trim		Mica

SAMPLE ORDER CODE CONTINUED

R	**RV**	**6**	**SS**	**83**

See Pricing on the following page.

B _ M C P

Fixed-Height Cantilever Wing Shape Run-Off (Continued)

DIMENSIONS INCHES / MM

PRICING

20" STORAGE DEPTH

1 3/16" (M)

D	W	Foundation Laminate	Grade 2 Laminate	Flintwood
30 / 762	57 / 1448	3952	4100	4701
30 / 762	63 / 1600	4049	4212	4856
30 / 762	69 / 1753	4145	4324	5013
30 / 762	75 / 1905	4240	4435	5151
30 / 762	81 / 2057	4335	4545	5306
30 / 762	87 / 2210	n/a	n/a	n/a
36 / 914	57 / 1448	3997	4175	4827
36 / 914	63 / 1600	4097	4293	4990
36 / 914	69 / 1753	4197	4413	5153
36 / 914	75 / 1905	4296	4530	5299
36 / 914	81 / 2057	4395	4648	5470
36 / 914	87 / 2210	n/a	n/a	n/a

24" STORAGE DEPTH

1 3/16" (M)

		Foundation Laminate	Grade 2 Laminate	Flintwood
30 / 762	57 / 1448	3952	4100	4701
30 / 762	63 / 1600	4049	4212	4856
30 / 762	69 / 1753	4145	4324	5013
30 / 762	75 / 1905	4240	4435	5151
30 / 762	81 / 2057	4335	4545	5306
30 / 762	87 / 2210	4429	4655	5462
36 / 914	57 / 1448	3997	4175	4827
36 / 914	63 / 1600	4097	4293	4990
36 / 914	69 / 1753	4197	4413	5153
36 / 914	75 / 1905	4296	4530	5299
36 / 914	81 / 2057	4395	4648	5470
36 / 914	87 / 2210	4494	4765	5641

Xpress

B M _ R
Fixed Run-Off – Mid-Height

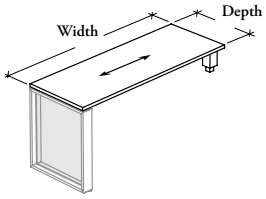

Support Styles

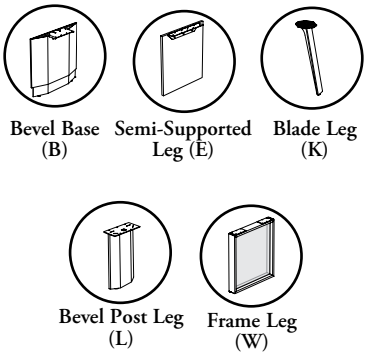

This fixed run-off must only be mounted on the rear edge of a Workwall Storage (BHKHF, BHKFW, BSMOBW, BSMWL or BSMCFW) and is supported by a single support at the other end.

WHAT'S INCLUDED

1 worksurface, 2 worksurface supports for mid-height workwall storage, 1 wire management kit, 1 rectangular cut-out with grommet (as specified), 1 square cut-out without ring (if applicable), and mounting hardware.

WHAT'S EXCLUDED

Workwall Kneespace Modules, Workwall Bookcase, Workwall Credenzas and Support.

NOTES

When Worksurface Thickness (V) option is specified, the Radius (R) Corner Detail is **not** available.

When Worksurface Thickness (V) option is specified, only Support Styles (K or L) options are available.

When 24" x 57" configuration is specified, the Radius (R) Corner Detail is **not** available.

When Grommet Option (E or N) is specified, only Non-Handed (N) Configuration is available.

When Grommet Option (O or P) is specified, only Left- (L) or Right-Handed (R) Configuration are available.

Support Styles (B or K) are **not** available with 24" deep worksurface.

Support Styles (B, E or W) are **not** available with Radius (R) Corner Detail.

Not all Thickness, Finish, Style or Color options are available. Refer to the Application Guide for more details.

Not all product options are available as Xpress, Please see Xpress catalogue and/or specification software for details.

PRODUCT OPTIONS

Worksurface Thickness	Configuration	Depth	Width	Corner Detail	Grommet Option	Configuration
M 1 3/16"	**K** Mid-Height	24, 30, 36	57, 63, 69, 75, 81	**R** Radius	**E** End of Work. – Rectangular	**L** Left Handed (Shown)
X 1 9/16"				**S** Straight (Shown)	**N** No Grommet (Shown)	**N** Non-Handed
V 1 3/16" Knife Edge					**O** Offset – Rectangular	**R** Right Handed
					P Offset – Rectangular & Square	

SAMPLE ORDER CODE

BMMR	K	30	81	S	E	N

PRODUCT OPTIONS CONTINUED

Support Style (Not Included)	Worksurface Finish	Edge Trim Style	Edge Trim Finish	Hardware Finish	Grommet Finish (If Applicable)
B Bevel Base	Foundation Laminate	**6** Straight Trim (3mm)	Edge Trim Colors (for trim style 6, 8 and F)	Foundation	Foundation
E Semi-Supported Leg	Grade 2 Laminate (No Accents)	**8** Flat Trim (1.5mm)		Mica	Mica
K Blade Leg	Flintwood (No Cathedral)	**9** Flintwood Flat Trim		Accent	
L Bevel Post Leg		**F** Knife Edge Trim		Coordinate Colors	
W Frame Leg					

SAMPLE ORDER CODE CONTINUED

E	2D	6	4D	83	83

See Pricing on the following page.

Xpress

B M _ R

Fixed Run-Off – Mid-Height (Continued)

DIMENSIONS INCHES / MM

PRICING

D	W	1 3/16" (M) Foundation Laminate	1 3/16" (M) Grade 2 Laminate	1 3/16" (M) Flintwood	1 3/16" KNIFE EDGE (V) Foundation Laminate	1 3/16" KNIFE EDGE (V) Grade 2 Laminate	1 9/16" (X) Foundation Laminate	1 9/16" (X) Flintwood
24 / 610	57 / 1448	700	818	1418	825	943	753	1527
24 / 610	63 / 1600	770	901	1506	905	1036	826	1621
24 / 610	69 / 1753	836	980	1592	982	1125	898	1713
24 / 610	75 / 1905	902	1058	1697	1058	1214	969	1821
24 / 610	81 / 2057	964	1133	1800	1132	1300	1042	1931
30 / 762	57 / 1448	860	1008	1511	990	1138	922	1713
30 / 762	63 / 1600	940	1103	1627	1081	1244	1014	1825
30 / 762	69 / 1753	1020	1199	1739	1171	1350	1104	1936
30 / 762	75 / 1905	1100	1295	1852	1263	1457	1194	2062
30 / 762	81 / 2057	1184	1394	1966	1356	1566	1282	2190
36 / 914	57 / 1448	1012	1190	1717	1146	1324	1096	1902
36 / 914	63 / 1600	1110	1306	1851	1255	1452	1203	2032
36 / 914	69 / 1753	1210	1425	1985	1366	1581	1312	2162
36 / 914	75 / 1905	1306	1540	2101	1474	1708	1418	2305
36 / 914	81 / 2057	1404	1657	2215	1582	1835	1526	2451

Xpress

B M _ E P

Fixed Extended Tapered Peninsula – Mid-Height

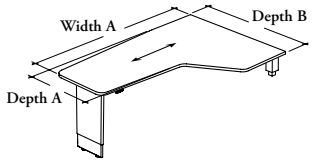

Support Style

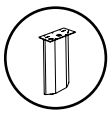

Bevel Post Leg
(L)

This fixed extended tapered peninsula must be mounted on a Workwall Storage (BHKFW, BSMOBW or BSMCFW).

WHAT'S INCLUDED
1 worksurface, 2 worksurface supports for mid-height workwall storage, 1 wire management kit, 1 rectangular cut-out with grommet (as specified), 1 square cut-out without ring (if applicable), and mounting hardware.

WHAT'S EXCLUDED
Workwall Kneespace Modules, Workwall Bookcase, Workwall Credenzas and Fixed-Height Bevel Post Leg.

NOTES
Not all Thickness, Finish, Style or Color options are available. Refer to the Application Guide for more details.

Not all finishes are available as Xpress, Please see Xpress catalogue and/or specification software for details.

PRODUCT OPTIONS

Worksurface Thickness	Configuration	Depth A	Depth B	Width A	Grommet Option	Configuration
M 1 3/16"	**K** Mid-Height	30, 36	48, 54	57, 63, 69, 75, 81, 87	**N** No Grommet (Shown)	**L** Left Handed (Shown)
X 1 9/16"					**O** Offset – Rectangular	**R** Right Handed
					P Offset – Rectangular & Square	

SAMPLE ORDER CODE

BMMEP	K	30	48	69	O	L

PRODUCT OPTIONS CONTINUED

Support Style (Not Included)	Worksurface Finish	Edge Trim Style	Edge Trim Finish	Hardware Finish	Grommet Finish (If Applicable)
L Bevel Post Leg	Foundation Laminate	**6** Straight Trim (3mm)	Edge Trim Colors (for trim style 6 and 8)	Foundation	Foundation
	Grade 2 Laminate (No Accents)	**8** Flat Trim (1.5mm)		Mica	Mica
	Flintwood (No Cathedral)	**9** Flintwood Flat Trim		Accent	
				Coordinate Colors	

SAMPLE ORDER CODE CONTINUED

L	2D	6	4D	83	83

See Pricing on the following page.

Xpress

B M _ E P

Fixed Extended Tapered Peninsula – Mid-Height (Continued)

DIMENSIONS
INCHES / MM

PRICING

Da	Db	W	1 3/16" (M) Foundation Laminate	1 3/16" (M) Grade 2 Laminate	1 3/16" (M) Flintwood	1 9/16" (X) Foundation Laminate	1 9/16" (X) Flintwood
30 / 762	48 / 1219	57 / 1448	1199	1436	2413	1542	2774
30 / 762	48 / 1219	63 / 1600	1292	1554	2571	1665	2955
30 / 762	48 / 1219	69 / 1753	1382	1668	2728	1789	3135
30 / 762	48 / 1219	75 / 1905	1475	1786	2879	1912	3316
30 / 762	48 / 1219	81 / 2057	1569	1905	3030	2034	3495
30 / 762	48 / 1219	87 / 2210	1663	2024	3181	2159	3677
30 / 762	54 / 1372	57 / 1448	1283	1550	2549	1658	2916
30 / 762	54 / 1372	63 / 1600	1382	1676	2726	1791	3131
30 / 762	54 / 1372	69 / 1753	1480	1802	2904	1922	3346
30 / 762	54 / 1372	75 / 1905	1580	1930	3106	2054	3581
30 / 762	54 / 1372	81 / 2057	1682	2060	3269	2187	3774
30 / 762	54 / 1372	87 / 2210	1783	2189	3431	2321	3969
36 / 914	48 / 1219	57 / 1448	1199	1436	2413	1542	2774
36 / 914	48 / 1219	63 / 1600	1292	1554	2571	1665	2955
36 / 914	48 / 1219	69 / 1753	1382	1668	2728	1789	3135
36 / 914	48 / 1219	75 / 1905	1475	1786	2879	1912	3316
36 / 914	48 / 1219	81 / 2057	1569	1905	3030	2034	3495
36 / 914	48 / 1219	87 / 2210	1663	2024	3181	2159	3677
36 / 914	54 / 1372	57 / 1448	1283	1550	2549	1658	2916
36 / 914	54 / 1372	63 / 1600	1382	1676	2726	1791	3131
36 / 914	54 / 1372	69 / 1753	1480	1802	2904	1922	3346
36 / 914	54 / 1372	75 / 1905	1580	1930	3106	2054	3581
36 / 914	54 / 1372	81 / 2057	1682	2060	3269	2187	3774
36 / 914	54 / 1372	87 / 2210	1783	2189	3431	2321	3969

Xpress

B _ M H H

Run-Off Worksurface – High Secondary Desk

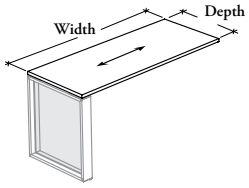

Support Styles

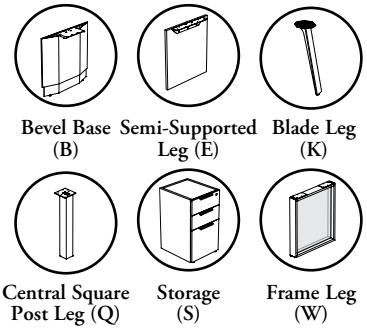

This worksurface must only be mounted on a High Secondary Desk (B_MSD) at one end and is supported by a single support at the other.

WHAT'S INCLUDED
1 worksurface, 1 rectangular cut-out with grommet (as specified), 1 cable tray (as specified), and mounting hardware.

WHAT'S EXCLUDED
High Secondary Desk, Support and Suspended Modesty Panel and Power Tray.

NOTES
When Worksurface Thickness (V) option is specified, only Support Styles (K and Q) options are available.

When Grommet Option (C or O) is specified, a cable tray is also included.

When Grommet Option (N) is specified, only Non-Handed (N) Configuration is available.

When Grommet Option (C or O) is specified, only Left- (L) or Right-Handed (R) Configuration are available.

When Storage (S) Support Style is specified, the spacer attachments kit is included with the worksurface.

The Support Styles (S or Q) are **not** available with 60" and 66" widths.

The The Support Styles (B or K) are **not** available with 24" deep worksurface.

Not all Thickness, Finish, Style or Color options are available. Refer to the Application Guide for more details.

Not all product options are available as Xpress, Please see Xpress catalogue and/or specification software for details.

PRODUCT OPTIONS

Worksurface Thickness	Depth	Width	Grommet Option	Configuration	Support Style (Not Included)
M 1 3/16"	24, 30, 36	060, 066, 072, 078, 084, 090	**C** Centered – Rectangular	**L** Left Handed (Shown)	**B** Bevel Base
X 1 9/16"			**N** No Grommet (Shown)	**R** Right Handed	**E** Semi-Supported Leg
V 1 3/16" Knife Edge			**O** Offset – Rectangular	**N** Non handed	**K** Blade Leg
					Q Central Square Post Leg
					S Storage
					W Frame Leg (Shown)

SAMPLE ORDER CODE

BMMHH	30	090	C	L	W

PRODUCT OPTIONS CONTINUED

Worksurface Finish	Edge Trim Style	Edge Trim Finish	Hardware Finish	Grommet Finish (If Applicable)
Foundation Laminate	**6** Straight Trim (3mm)	Edge Trim Colors (for trim style 6 , 8 and F)	Foundation	Foundation
Grade 2 Laminate (No Accents)	**8** Flat Trim (1.5mm)		Mica	Mica
Flintwood (No Cathedral)	**9** Flintwood Flat Trim		Coordinate Colors	
	F Full Knife Trim			

SAMPLE ORDER CODE CONTINUED

RV	6	SS	83	68

See Pricing on the following page.

Xpress

B _ M H H

Run-Off Worksurface – High Secondary Desk (Continued)

DIMENSIONS INCHES / MM

PRICING

D	W	1 3/16" (M) Foundation Laminate	1 3/16" (M) Grade 2 Laminate	1 3/16" (M) Flintwood	1 3/16" KNIFE EDGE (V) Foundation Laminate	1 3/16" KNIFE EDGE (V) Grade 2 Laminate	1 9/16" (X) Foundation Laminate	1 9/16" (X) Flintwood
24 / 610	60 / 1524	669	794	1397	n/a	n/a	724	1509
24 / 610	66 / 1676	739	877	1486	n/a	n/a	797	1601
24 / 610	72 / 1829	806	956	1574	958	1108	869	1694
24 / 610	78 / 1981	869	1032	1692	1032	1194	941	1820
24 / 610	84 / 2134	932	1107	1780	1104	1279	1013	1912
24 / 610	90 / 2286	996	1184	1852	1180	1368	1086	2005
30 / 762	60 / 1524	836	992	1494	971	1127	904	1706
30 / 762	66 / 1676	915	1087	1628	1061	1232	995	1816
30 / 762	72 / 1829	995	1182	1724	1152	1340	1086	1928
30 / 762	78 / 1981	1076	1279	1852	1244	1447	1173	2071
30 / 762	84 / 2134	1160	1378	1950	1337	1556	1263	2180
30 / 762	90 / 2286	1241	1475	2102	1430	1664	1354	2293
36 / 914	60 / 1524	996	1184	1713	1137	1324	1086	1904
36 / 914	66 / 1676	1095	1301	1862	1246	1452	1194	2031
36 / 914	72 / 1829	1194	1419	1980	1356	1581	1300	2159
36 / 914	78 / 1981	1292	1535	2094	1464	1708	1407	2322
36 / 914	84 / 2134	1387	1649	2204	1571	1834	1515	2450
36 / 914	90 / 2286	1484	1764	2375	1679	1958	1618	2577

B G M T H

Run-Off with Glass Top – High Secondary Desk

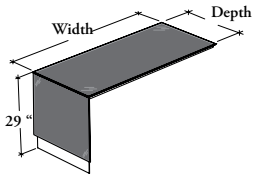

With
Bevel Base (B)

This run-off must only be mounted on a High Secondary Desk (B_MSD) at one end and is supported by a Bevel Base at the other.

WHAT'S INCLUDED
1 glass worksurface, 1 top frame, 1 supports with levelers (as specified), 1 rectangular cut-out with grommet (as specified), 1 power bar bracket, management clips (as specified), and mounting hardware.

WHAT'S EXCLUDED
High Secondary Desk, Suspended Modesty Panel and Power Tray.

NOTES
When Grommet Option (C or O) option is specified, Management Clips are also included.

PRODUCT OPTIONS

Support Style	Depth	Width	Grommet Option	Configuration	Glass Thickness
B Bevel Base	30, 36	60, 66, 72, 78, 84, 90	**C** Centered – Rectangular **N** No Grommet (Shown) **O** Offset – Rectangular	**L** Left Handed (Shown) **R** Right Handed	**10** 10 mm

SAMPLE ORDER CODE

BGMTH**B**	**30**	**78**	**C**	**L**	**10**

PRODUCT OPTIONS CONTINUED

Worksurface Finish	End Panel Finish	Support and Frame Finish	Hardware Finish	Grommet Finish (If Applicable)
Back-Painted	Back-Painted	Foundation Mica Coordinate Colors	Foundation Mica Coordinate Colors	Foundation Mica

SAMPLE ORDER CODE CONTINUED

K7	**K7**	**60**	**60**	**60**

See Pricing on the following page.

B G M T H

Run-Off with Glass Top – High Secondary Desk (Continued)

DIMENSIONS INCHES / MM		PRICING
		SUPPORT STYLE
D	W	Bevel Base (B)
30 / 762	60 / 1524	3782
30 / 762	66 / 1676	3982
30 / 762	72 / 1829	4179
30 / 762	78 / 1981	4384
30 / 762	84 / 2134	4578
30 / 762	90 / 2286	4779
36 / 914	60 / 1524	4153
36 / 914	66 / 1676	4379
36 / 914	72 / 1829	4605
36 / 914	78 / 1981	4833
36 / 914	84 / 2134	5055
36 / 914	90 / 2286	5289

Xpress

B _ M B H

Overlapping Bridge – High Secondary Desk

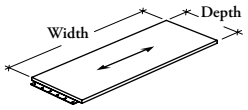

This bridge must only be mounted on a High Secondary Desk (B_MSD) at one end and is linked to a Primary Desk for U-Shape Configuration (B_MDG) or at the other.

WHAT'S INCLUDED
1 worksurface, linking plate, 1 rectangular cut-out with grommet (as specified), 1 cable tray (as specified), and mounting hardware.

WHAT'S EXCLUDED
High Secondary Desk, Primary Desks for U-Shape Configuration, Suspended Modesty Panel and Power Tray.

NOTES
When Grommet Option (C) is specified, a cable tray is also included.

Not all Thickness, Finish, Style or Color options are available. Refer to the Application Guide for more details.

Not all finishes are available as Xpress, Please see Xpress catalogue and/or specification software for details.

PRODUCT OPTIONS

Worksurface Thickness	Depth	Width	Grommet Option	Worksurface Finish
M 1 3/16"	24, 30	60, 66, 72, 78, 84	**C** Centered – Rectangular	Foundation Laminate
X 1 9/16"			**N** No Grommet (Shown)	Grade 2 Laminate (No Accents)
				Flintwood (No Cathedral)

SAMPLE ORDER CODE

B**X**MBH	**24**	**66**	**N**	**2D**

PRODUCT OPTIONS CONTINUED

Edge Trim Style	Edge Trim Finish	Hardware Finish	Grommet Finish (If applicable)
6 Straight Trim (3mm)	Edge Trim Colors (for trim style 6 and 8)	Foundation	Foundation
8 Flat Trim (1.5mm)		Mica	Mica
9 Flintwood Flat Trim		Coordinate Colors	

SAMPLE ORDER CODE CONTINUED

6	**4D**	**52**	

See Pricing on the following page.

Xpress

B _ M B H

Overlapping Bridge – High Secondary Desk (Continued)

DIMENSIONS INCHES / MM

PRICING

D	W	1 3/16" (M) Foundation Laminate	1 3/16" (M) Grade 2 Laminate	1 3/16" (M) Flintwood	1 9/16" (X) Foundation Laminate	1 9/16" (X) Flintwood
24 / 610	60 / 1524	669	794	1397	724	1509
24 / 610	66 / 1676	739	877	1486	797	1542
24 / 610	72 / 1829	806	956	1574	869	1636
24 / 610	78 / 1981	869	1032	1692	941	1765
24 / 610	84 / 2134	932	1107	1780	1013	1860
30 / 762	60 / 1524	836	992	1494	904	1564
30 / 762	66 / 1676	915	1087	1628	995	1706
30 / 762	72 / 1829	995	1182	1724	1086	1812
30 / 762	78 / 1981	1076	1279	1852	1173	1950
30 / 762	84 / 2134	1160	1378	1950	1263	2053

Xpress

B _ M P L

Run-Off Worksurface – Low Secondary Desk

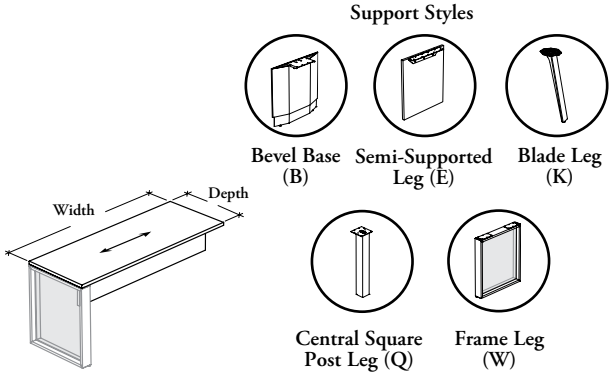

This worksurface must only be mounted on a Low Secondary Desk (B_MSD) and attached to a wall panel at one end and is supported by a single support at the other.

WHAT'S INCLUDED
1 worksurface, 1 half modesty panel, 1 rectangular cut-out with grommet (as specified), 1 cable tray (as specified), and mounting hardware.

WHAT'S EXCLUDED
Low Secondary Desk, Wall Panels, Support and Power Tray.

NOTES
When Grommet Option (C) is specified, one grommet comes with half modesty panel.

When Grommet Option (C, E, L or R) is specified, a cable tray is also included.

Central Square Post Leg (Q) support style is **not** available with 60" and 66" widths.

The Support Styles (B or K) are **not** available with 24" deep worksurface.

The half modesty panel is included and **cannot** be replaced.

Not all Thickness, Finish, Style or Color options are available. Refer to the Application Guide for more details.

Not all finishes are available as Xpress, Please see Xpress catalogue and/or specification software for details.

PRODUCT OPTIONS

Worksurface Thickness	Support Style (Not Included)	Depth	Width	Grommet Option	Worksurface Finish
M 1 3/16"	**B** Bevel Base	24, 30, 36	060, 066, 072, 078, 084, 090	**C** Centered – Rectangular	Foundation Laminate
X 1 9/16"	**E** Semi-Supported Leg			**E** End of Worksurface – Rectangular	Grade 2 Laminate (No Accents)
	K Blade Leg			**L** Left – Rectangular	Flintwood (No Cathedral)
	Q Central Square Post Leg			**N** No Grommet (Shown)	
	W Frame Leg			**R** Right – Rectangular	

SAMPLE ORDER CODE

BMMPL	E	24	084	N	RV

PRODUCT OPTIONS CONTINUED

Edge Trim Style	Edge Trim Finish	Modesty Panel Finish	Hardware Finish	Grommet Finish (If Applicable)
6 Straight Trim (3mm)	Edge Trim Colors (for trim style 6 and 8)	Source Laminate	Foundation	Foundation
8 Flat Trim (1.5mm)		Flintwood (No Cathedral)	Mica	Mica
9 Flintwood Flat Trim			Coordinate Colors	

SAMPLE ORDER CODE CONTINUED

6	SS	LE	52	

See Pricing on the following page.

Xpress

B _ M P L

Run-Off Worksurface – Low Secondary Desk (Continued)

DIMENSIONS INCHES / MM

PRICING

1 3/16" (M)

D	W	FOUNDATION LAMINATE MODESTY PANEL FINISH		GRADE 2 LAMINATE		FLINTWOOD	
		Source Laminate	Flintwood	Source Laminate	Flintwood	Source Laminate	Flintwood
24 / 610	60 / 1524	752	1267	877	1392	1574	2089
24 / 610	66 / 1676	830	1376	967	1513	1668	2214
24 / 610	72 / 1829	907	1474	1057	1624	1766	2333
24 / 610	78 / 1981	985	1633	1147	1795	1901	2549
24 / 610	84 / 2134	1056	1676	1230	1850	1996	2616
24 / 610	90 / 2286	1134	1781	1321	1968	2082	2729
30 / 762	60 / 1524	915	1430	1071	1586	1667	2182
30 / 762	66 / 1676	1009	1555	1180	1726	1812	2358
30 / 762	72 / 1829	1097	1664	1284	1851	1918	2485
30 / 762	78 / 1981	1194	1842	1397	2045	2060	2708
30 / 762	84 / 2134	1288	1908	1506	2126	2169	2789
30 / 762	90 / 2286	1381	2028	1615	2262	2271	2918
36 / 914	60 / 1524	1076	1591	1264	1779	1883	2398
36 / 914	66 / 1676	1185	1731	1390	1936	2045	2591
36 / 914	72 / 1829	1294	1861	1518	2085	2172	2739
36 / 914	78 / 1981	1401	2049	1644	2292	2296	2944
36 / 914	84 / 2134	1512	2132	1774	2394	2422	3042
36 / 914	90 / 2286	1619	2266	1899	2546	2549	3196

1 9/16" (X)

		FOUNDATION LAMINATE MODESTY PANEL FINISH		FLINTWOOD	
		Source Laminate	Flintwood	Source Laminate	Flintwood
24 / 610	60 / 1524	823	1338	1608	2123
24 / 610	66 / 1676	906	1452	1710	2256
24 / 610	72 / 1829	989	1556	1813	2380
24 / 610	78 / 1981	1072	1720	1950	2598
24 / 610	84 / 2134	1156	1776	2055	2675
24 / 610	90 / 2286	1240	1887	2159	2806
30 / 762	60 / 1524	1003	1518	1804	2319
30 / 762	66 / 1676	1103	1649	1923	2469
30 / 762	72 / 1829	1204	1771	2047	2614
30 / 762	78 / 1981	1305	1953	2202	2850
30 / 762	84 / 2134	1405	2025	2322	2942
30 / 762	90 / 2286	1506	2153	2445	3092
36 / 914	60 / 1524	1181	1696	1999	2514
36 / 914	66 / 1676	1300	1846	2137	2683
36 / 914	72 / 1829	1418	1985	2277	2844
36 / 914	78 / 1981	1539	2187	2454	3102
36 / 914	84 / 2134	1659	2279	2595	3215
36 / 914	90 / 2286	1778	2425	2737	3384

B G M T L

Run-Off with Glass Top – Low Secondary Desk

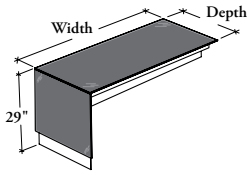

With
Bevel Base (B)

This run-off must only be mounted on a Low Secondary Desk (B_MSD) and attached to a wall panel at one end and is supported by a Bevel Base at the other.

WHAT'S INCLUDED
1 glass worksurface, 1 top frame, 1 support with levelers (as specified), 1 half solid suspended modesty panel, 1 rectangular cut-out with grommet (as specified), 1 power bar bracket, management clips (as specified), and mounting hardware.

WHAT'S EXCLUDED
Low Secondary Desk, Wall Panels and Power Tray.

NOTES
When Grommet Option (C, E or O) is specified, Management Clips are also included.

The half modesty panel is included and **cannot** be replaced.

PRODUCT OPTIONS

Support Style	Support Style Depth	Width	Grommet Option	Configuration	Glass Thickness
B Bevel Base	30, 36	60, 66, 72, 78, 84, 90	**C** Centered – Rectangular **E** End of Work. – Rectangular **N** No Grommet (Shown) **O** Offset – Rectangular	**L** Left Handed (Shown) **R** Right Handed	**10** 10 mm

SAMPLE ORDER CODE

BGMTL**B**	**30**	**78**	**C**	**L**	**10**

PRODUCT OPTIONS CONTINUED

Worksurface Finish	End Panel Finish	Modesty Panel Finish	Support and Frame Finish	Grommet Finish (If Applicable)
Back-Painted	Back-Painted	Source Laminate Flintwood (No Cathedral)	Foundation Mica Coordinate Colors	Foundation Mica

SAMPLE ORDER CODE CONTINUED

K7	**K7**	**XG**	**60**	**83**

See Pricing on the following page.

B G M T L

Run-Off with Glass Top – Low Secondary Desk (Continued)

DIMENSIONS INCHES / MM		PRICING
		SUPPORT STYLE
D	W	Bevel Base (B)
30 / 762	60 / 1524	3876
30 / 762	66 / 1676	4099
30 / 762	72 / 1829	4314
30 / 762	78 / 1981	4529
30 / 762	84 / 2134	4746
30 / 762	90 / 2286	4961
36 / 914	60 / 1524	4252
36 / 914	66 / 1676	4498
36 / 914	72 / 1829	4739
36 / 914	78 / 1981	4985
36 / 914	84 / 2134	5226
36 / 914	90 / 2286	5468

Xpress

B _ M B L

Overlapping Bridge – Low Secondary Desk

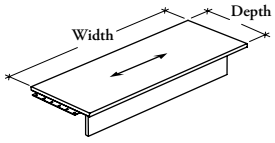

This bridge must only be mounted on a Low Secondary Desk (B_MSD) and attached to a wall panel at one end and is linked to a Primary Desk for U-Shape Configuration (B_MDG) at the other.

WHAT'S INCLUDED
1 worksurface, 1 half modesty panel, 1 rectangular cut-out with grommet (as specified), 1 cable tray (as specified), linking plate, and mounting hardware.

WHAT'S EXCLUDED
Low Secondary Desk, Wall Panels, Primary Desk for U-Shape Configuration and Power Tray.

NOTES
When Grommet Option (C) is specified, one grommet comes with half modesty panel.

When Grommet Option (C or E) is specified, a cable tray is also included.

The half modesty panel is included and can**not** be replaced.

Not all Thickness, Finish, Style or Color options are available. Refer to the Application Guide for more details.

Not all product options are available as Xpress, Please see *Xpress* catalogue and/or specification software for details.

PRODUCT OPTIONS

Worksurface Thickness	Depth	Width	Grommet Option	Worksurface Finish
M 1 3/16"	24, 30	60, 66, 72, 78, 84	**C** Centered – Rectangular	Foundation Laminate
X 1 9/16"			**E** End of Worksurface – Rectangular	Grade 2 Laminate (No Accents)
			N No Grommet (Shown)	Flintwood (No Cathedral)

SAMPLE ORDER CODE

B**X**MBL	**24**	**78**	**N**	**2D**

PRODUCT OPTIONS CONTINUED

Edge Trim Style	Edge Trim Finish	Modesty Panel Finish	Hardware Finish	Grommet Finish (If Applicable)
6 Straight Trim (3mm)	Edge Trim Colors (for trim style 6 and 8)	Source Laminate	Foundation	Foundation
8 Flat Trim (1.5mm)		Flintwood (No Cathedral)	Mica	Mica
9 Flintwood Flat Trim			Coordinate Colors	

SAMPLE ORDER CODE CONTINUED

6	**4D**	**3D**	**60**	

See Pricing on the following page.

Xpress

B _ M B L

Overlapping Bridge – Low Secondary Desk (Continued)

DIMENSIONS INCHES / MM

PRICING

1 3/16" (M)

		FOUNDATION LAMINATE		GRADE 2 LAMINATE		FLINTWOOD	
		MODESTY PANEL FINISH					
D	W	Source Laminate	Flintwood	Source Laminate	Flintwood	Source Laminate	Flintwood
24 / 610	60 / 1524	776	1291	901	1416	1592	2107
24 / 610	66 / 1676	854	1400	991	1537	1692	2238
24 / 610	72 / 1829	932	1499	1082	1649	1789	2356
24 / 610	78 / 1981	1008	1602	1170	1764	1922	2516
24 / 610	84 / 2134	1078	1698	1253	1873	2019	2639
30 / 762	60 / 1524	939	1454	1095	1610	1691	2206
30 / 762	66 / 1676	1032	1578	1203	1749	1834	2380
30 / 762	72 / 1829	1120	1687	1307	1874	1942	2509
30 / 762	78 / 1981	1214	1808	1416	2010	2083	2677
30 / 762	84 / 2134	1307	1927	1526	2146	2192	2812

1 9/16" (X)

		FOUNDATION LAMINATE		FLINTWOOD	
		MODESTY PANEL FINISH			
		Source Laminate	Flintwood	Source Laminate	Flintwood
24 / 610	60 / 1524	844	1359	1724	2239
24 / 610	66 / 1676	931	1477	1826	2372
24 / 610	72 / 1829	1010	1577	1927	2494
24 / 610	78 / 1981	1095	1689	2066	2660
24 / 610	84 / 2134	1176	1796	2169	2789
30 / 762	60 / 1524	1025	1540	1754	2269
30 / 762	66 / 1676	1126	1672	1905	2451
30 / 762	72 / 1829	1225	1792	2016	2583
30 / 762	78 / 1981	1331	1925	2167	2761
30 / 762	84 / 2134	1432	2052	2282	2902

Xpress

B _ M P G

Run-Off Worksurface with End Support – Low Secondary Desk

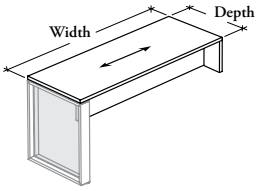

Support Styles

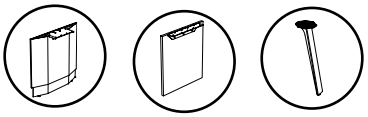

Bevel Base (B) | Semi-Supported Leg (E) | Blade Leg (K)

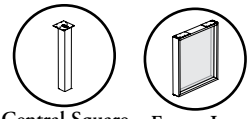

Central Square Post Leg (Q) | Frame Leg (W)

This worksurface must only be mounted on the rear edge of a Low Secondary Desk (B_MSD) and is supported by a single support at the other end.

WHAT'S INCLUDED
1 worksurface, 1 half modesty panel, 1 half end support, 1 power bar and cover or 1 cable pass-through (as specified), 1 rectangular cut-out with grommet (as specified), 1 cable tray (as specified), and mounting hardware.

WHAT'S EXCLUDED
Low Secondary Desk, Support and Power Tray.

NOTES
Central Square Post Leg (Q) Support Style is **not** available with 60" and 66" widths.

When Square Central Post Leg (Q) Support Style is specified, the Under Worksurface Power and Data (UC) option is **not** available.

The Support Styles (B or K) are **not** available with 24" deep worksurface.

When Grommet Option (C, L or R) is specified, one grommet comes with half modesty panel.

When Grommet Option (C, E, L or R) s specified, a cable tray is also included.

When No Power and Data option (NN) is specified, the half end support comes with a cut-out and a Cable Pass-Through Ring.

Power Bar and Cover are finish in Clear Anodized and Cable Pass-Through Ring comes in a Platinum Coordinate.

The half modesty panel is included and **cannot** be replaced.

Not all Thickness, Finish, Style or Color options are available. Refer to the Application Guide for more details.

Not all product options are available as Xpress, Please see Xpress catalogue and/or specification software for details.

PRODUCT OPTIONS

Worksurface Thickness	Support Style (Not Included)	Depth	Width	Grommet Option	Power and Data
M 1 3/16"	**B** Bevel Base	24, 30, 36	060, 066, 072, 078, 084, 090	**C** Centered – Rectangular	**UC** Under Worksurface – Center
X 1 9/16"	**E** Semi-Supported Leg			**E** End of Worksurface – Rectangular	**NN** No Power and Data (Shown)
	K Blade Leg			**L** Left – Rectangular	
	Q Central Square Post Leg			**N** No Grommet (Shown)	
	W Frame Leg			**R** Right – Rectangular	

SAMPLE ORDER CODE

BXMPG	E	30	084	E	UC

PRODUCT OPTIONS CONTINUED

Worksurface Finish	Edge Trim Style	Edge Trim Finish	End Support Finish	Modesty Panel Finish	Grommet Finish (If Applicable)
Foundation Laminate	**6** Straight Trim (3mm)	Edge Trim Colors (for trim style 6 and 8)	Source Laminate	Source Laminate	Foundation
Grade 2 Laminate (No Accents)	**8** Flat Trim (1.5mm)		Flintwood (No Cathedral)	Flintwood (No Cathedral)	Mica
Flintwood (No Cathedral)	**9** Flintwood Flat Trim				

SAMPLE ORDER CODE CONTINUED

2E	6	4E	3E	3E	60

See Pricing on the following page.

Xpress

B _ M P G

Run-Off Worksurface with End Support – Low Secondary Desk (Continued)

DIMENSIONS INCHES / MM

PRICING

1 3/16" (M)

		FOUNDATION LAMINATE		GRADE 2 LAMINATE		FLINTWOOD	
		NO POWER AND DATA (NN)					
		MODESTY PANEL FINISH					
D	W	Source Laminate	Flintwood	Source Laminate	Flintwood	Source Laminate	Flintwood
24 / 610	60 / 1524	894	1409	1019	1534	2019	2534
24 / 610	66 / 1676	971	1517	1109	1655	2114	2660
24 / 610	72 / 1829	1048	1615	1198	1765	2215	2782
24 / 610	78 / 1981	1126	1774	1289	1937	2348	2996
24 / 610	84 / 2134	1199	1819	1374	1994	2443	3063
24 / 610	90 / 2286	1274	1921	1461	2108	2530	3177
30 / 762	60 / 1524	1072	1587	1228	1743	2157	2672
30 / 762	66 / 1676	1165	1711	1336	1882	2297	2843
30 / 762	72 / 1829	1254	1821	1441	2008	2406	2973
30 / 762	78 / 1981	1348	1996	1551	2199	2548	3196
30 / 762	84 / 2134	1442	2062	1661	2281	2657	3277
30 / 762	90 / 2286	1533	2180	1767	2414	2756	3403
36 / 914	60 / 1524	1250	1765	1437	1952	2398	2913
36 / 914	66 / 1676	1355	1901	1561	2107	2559	3105
36 / 914	72 / 1829	1464	2031	1689	2256	2688	3255
36 / 914	78 / 1981	1574	2222	1817	2465	2809	3457
36 / 914	84 / 2134	1682	2302	1944	2564	2937	3557
36 / 914	90 / 2286	1789	2436	2069	2716	3064	3711

		FOUNDATION LAMINATE		GRADE 2 LAMINATE		FLINTWOOD	
		UNDER WORKSURFACE – CENTER (UC)					
		MODESTY PANEL FINISH					
		Source Laminate	Flintwood	Source Laminate	Flintwood	Source Laminate	Flintwood
30 / 762	60 / 1524	1556	2071	1712	2227	2641	3156
30 / 762	66 / 1676	1650	2196	1822	2368	2786	3332
30 / 762	72 / 1829	1738	2305	1925	2492	2889	3456
30 / 762	78 / 1981	1832	2480	2035	2683	3033	3681
30 / 762	84 / 2134	1925	2545	2143	2763	3143	3763
30 / 762	90 / 2286	2019	2666	2253	2900	3244	3891
36 / 914	60 / 1524	1734	2249	1921	2436	2883	3398
36 / 914	66 / 1676	1841	2387	2047	2593	3043	3589
36 / 914	72 / 1829	1948	2515	2173	2740	3174	3741
36 / 914	78 / 1981	2057	2705	2300	2948	3294	3942
36 / 914	84 / 2134	2167	2787	2429	3049	3424	4044
36 / 914	90 / 2286	2274	2921	2554	3201	3550	4197

Pricing is continued on the following page.

Xpress

B _ M P G

Run-Off Worksurface with End Support – Low Secondary Desk (Continued)

DIMENSIONS
INCHES / MM

PRICING

1 9/16" (X)

		FOUNDATION LAMINATE		FLINTWOOD	
		NO POWER AND DATA (NN)			
		MODESTY PANEL FINISH			
D	W	Source Laminate	Flintwood	Source Laminate	Flintwood
24 / 610	60 / 1524	979	1494	2162	2677
24 / 610	66 / 1676	1063	1609	2264	2810
24 / 610	72 / 1829	1145	1712	2368	2935
24 / 610	78 / 1981	1225	1873	2506	3154
24 / 610	84 / 2134	1310	1930	2608	3228
24 / 610	90 / 2286	1394	2041	2710	3357
30 / 762	60 / 1524	1173	1688	2241	2756
30 / 762	66 / 1676	1275	1821	2388	2934
30 / 762	72 / 1829	1381	1948	2504	3071
30 / 762	78 / 1981	1479	2127	2654	3302
30 / 762	84 / 2134	1580	2200	2763	3383
30 / 762	90 / 2286	1682	2329	2884	3531
36 / 914	60 / 1524	1379	1894	2415	2930
36 / 914	66 / 1676	1491	2037	2572	3118
36 / 914	72 / 1829	1609	2176	2697	3264
36 / 914	78 / 1981	1733	2381	2826	3474
36 / 914	84 / 2134	1850	2470	2999	3619
36 / 914	90 / 2286	1971	2618	3147	3794

		FOUNDATION LAMINATE		FLINTWOOD	
		UNDER WORKSURFACE – CENTER (UC)			
		MODESTY PANEL FINISH			
		Source Laminate	Flintwood	Source Laminate	Flintwood
30 / 762	60 / 1524	1661	2176	2728	3243
30 / 762	66 / 1676	1764	2310	2877	3423
30 / 762	72 / 1829	1863	2430	2988	3555
30 / 762	78 / 1981	1966	2614	3136	3784
30 / 762	84 / 2134	2066	2686	3251	3871
30 / 762	90 / 2286	2167	2814	3371	4018
36 / 914	60 / 1524	1860	2375	2900	3415
36 / 914	66 / 1676	1977	2523	3063	3609
36 / 914	72 / 1829	2098	2665	3182	3749
36 / 914	78 / 1981	2218	2866	3312	3960
36 / 914	84 / 2134	2334	2954	3485	4105
36 / 914	90 / 2286	2455	3102	3633	4280

Xpress

B _ M B G

Overlapping Bridge with End Support – Low Secondary Desk

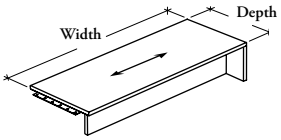

This bridge must only be mounted on the rear edge of a Low Secondary Desk (B_MSD) and is linked to a Primary Desk for U-Shape Configuration (B_MDG) at the other end.

WHAT'S INCLUDED
1 worksurface, 1 half modesty panel, 1 half end support, 1 power bar and cover or 1 cable pass-through (as specified), 1 rectangular cut-out with grommet (as specified), 1 cable tray (as specified), linking plate, and mounting hardware.

WHAT'S EXCLUDED
Low Secondary Desk, Primary Desk for U-Shape Configuration and Power Tray.

NOTES
When Grommet Option (C) is specified, one grommet comes with half modesty panel.

When Grommet Option (C or E) is specified, a cable tray is also included.

When No Power and Data option (NN) is specified, the half end support comes with a cut-out and a Cable Pass-Through Ring.

Power Bar and Cover are finished in Clear Anodized and Cable Pass-Through Ring comes in a Platinum Coordinate.

The half modesty panel is included and **cannot** be replaced.

Not all Thickness, Finish, Style or Color options are available. Refer to the Application Guide for more details.

Not all product options are available as Xpress, Please see Xpress catalogue and/or specification software for details.

PRODUCT OPTIONS

Worksurface Thickness	Depth	Width	Grommet Option	Power and Data	Worksurface Finish
M 1 3/16"	24, 30	60, 66, 72, 78, 84	**C** Centered – Rectangular	**UC** Under Worksurface – Center	Foundation Laminate
X 1 9/16"			**E** End of Worksurface – Rectangular	**NN** No Power and Data (Shown)	Grade 2 Laminate (No Accents)
			N No Grommet (Shown)		Flintwood (No Cathedral)

SAMPLE ORDER CODE

B**X**MBG	**30**	**084**	**C**	**NN**	**LW**

PRODUCT OPTIONS CONTINUED

Edge Trim Style	Edge Trim Finish	End Support Finish	Modesty Panel Finish	Grommet Finish (If Applicable)
6 Straight Trim (3mm)	Edge Trim Colors (for trim style 6 and 8)	Source Laminate	Source Laminate	Foundation
8 Flat Trim (1.5mm)		Flintwood (No Cathedral)	Flintwood (No Cathedral)	Mica
9 Flintwood Flat Trim				

SAMPLE ORDER CODE CONTINUED

6	**ST**	**XS**	**XS**	**74**

See Pricing on the following page.

Xpress

B _ M B G

Overlapping Bridge with End Support – Low Secondary Desk (Continued)

DIMENSIONS INCHES / MM

PRICING

1 3/16" (M)

FOUNDATION LAMINATE | **GRADE 2 LAMINATE** | **FLINTWOOD**

NO POWER AND DATA (NN)

MODESTY PANEL FINISH

D	W	FOUNDATION LAMINATE Source Laminate	FOUNDATION LAMINATE Flintwood	GRADE 2 LAMINATE Source Laminate	GRADE 2 LAMINATE Flintwood	FLINTWOOD Source Laminate	FLINTWOOD Flintwood
24 / 610	60 / 1524	916	1431	1041	1556	2039	2554
24 / 610	66 / 1676	995	1541	1133	1679	2138	2684
24 / 610	72 / 1829	1073	1640	1223	1790	2235	2802
24 / 610	78 / 1981	1149	1743	1311	1905	2373	2967
24 / 610	84 / 2134	1220	1840	1395	2015	2467	3087
30 / 762	60 / 1524	1095	1610	1251	1766	2178	2693
30 / 762	66 / 1676	1188	1734	1359	1905	2321	2867
30 / 762	72 / 1829	1274	1841	1461	2028	2427	2994
30 / 762	78 / 1981	1366	1960	1568	2162	2570	3164
30 / 762	84 / 2134	1464	2084	1683	2303	2682	3302

FOUNDATION LAMINATE | **GRADE 2 LAMINATE** | **FLINTWOOD**

UNDER WORKSURFACE – CENTER (UC)

MODESTY PANEL FINISH

D	W	FOUNDATION LAMINATE Source Laminate	FOUNDATION LAMINATE Flintwood	GRADE 2 LAMINATE Source Laminate	GRADE 2 LAMINATE Flintwood	FLINTWOOD Source Laminate	FLINTWOOD Flintwood
30 / 762	60 / 1524	1580	2095	1736	2251	2663	3178
30 / 762	66 / 1676	1673	2219	1845	2391	2807	3353
30 / 762	72 / 1829	1763	2330	1950	2517	2914	3481
30 / 762	78 / 1981	1855	2449	2058	2652	3056	3650
30 / 762	84 / 2134	1948	2568	2166	2786	3165	3785

1 9/16" (X)

FOUNDATION LAMINATE | **FLINTWOOD**

NO POWER AND DATA (NN)

MODESTY PANEL FINISH

D	W	FOUNDATION LAMINATE Source Laminate	FOUNDATION LAMINATE Flintwood	FLINTWOOD Source Laminate	FLINTWOOD Flintwood
24 / 610	60 / 1524	1003	1518	2186	2701
24 / 610	66 / 1676	1087	1633	2289	2835
24 / 610	72 / 1829	1167	1734	2389	2956
24 / 610	78 / 1981	1252	1846	2528	3122
24 / 610	84 / 2134	1337	1957	2634	3254
30 / 762	60 / 1524	1200	1715	2263	2778
30 / 762	66 / 1676	1300	1846	2413	2959
30 / 762	72 / 1829	1401	1968	2521	3088
30 / 762	78 / 1981	1503	2097	2673	3267
30 / 762	84 / 2134	1604	2224	2789	3409

Pricing is continued on the following page.

Xpress

B _ M B G

Overlapping Bridge with End Support – Low Secondary Desk (Continued)

DIMENSIONS
INCHES / MM

PRICING

		1 9/16" (X)			
		FOUNDATION LAMINATE		FLINTWOOD	
		UNDER WORKSURFACE – CENTER (UC)			
		MODESTY PANEL FINISH			
D	W	Source Laminate	Flintwood	Source Laminate	Flintwood
30 / 762	60 / 1524	1684	2199	2749	3264
30 / 762	66 / 1676	1786	2332	2896	3442
30 / 762	72 / 1829	1888	2455	3010	3577
30 / 762	78 / 1981	1987	2581	3160	3754
30 / 762	84 / 2134	2088	2708	3274	3894

Xpress

B _ M S D
Secondary Desk

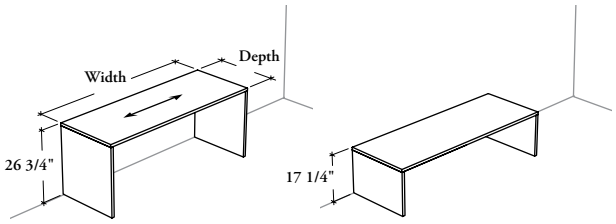

High (H) Low (L)

This desk provides a secondary working area (High only) and can support a fixed-height run-off worksurface (B_MHH, BGMTH , B_MPL, BGMTL or B_MPG), an overlapping bridge a Wall Panel and Mounted Towers. It must be installed against a wall.

WHAT'S INCLUDED
1 worksurface, 2 gables, 1 or 2 reinforcing bars, 1 or 2 rectangular cut-outs with grommets (as specified), and mounting hardware.

WHAT'S EXCLUDED
Low or High Run-Off Worksurfaces, Run-Off with Glass Top and Overlapping Bridges, Wall Panels, Mounted Towers and Storage for Secondary Desk.

NOTES
When Low Height (L) option is specified, only Edge Trim Styles (6 or 9) options are available.

Not all Thickness, Finish, Style or Color options are available. Refer to the Application Guide for more details.

Not all product options are available as Xpress, Please see Xpress catalogue and/or specification software for details.

PRODUCT OPTIONS

Worksurface Thickness	Height	Depth	Width	Grommet Option
M 1 3/16"	**H** High	20, 24	054, 060, 066, 072, 078, 084, 090, 096, 102, 108	**B** Both Ends – Rectangular
X 1 9/16"	**L** Low			**C** Centered – Rectangular
				L Left – Rectangular
				N No Grommet (Shown)
				R Right – Rectangular

SAMPLE ORDER CODE

B**X**MSD	**H**	**24**	**078**	**R**

PRODUCT OPTIONS CONTINUED

Worksurface Finish	Edge Trim Style	Edge Trim Finish	Gable Finish	Grommet Finish (If Applicable)
Foundation Laminate	**6** Straight Trim (3mm)	Edge Trim Colors (for trim style 6 and 8)	Source Laminate	Foundation
Grade 2 Laminate (No Accents)	**8** Flat Trim (1.5mm)		Flintwood (No Cathedral)	Mica
Flintwood (No Cathedral)	**9** Flintwood Flat Trim			

SAMPLE ORDER CODE CONTINUED

VZ	**9**		**VZ**	**60**

See Pricing on the following page.

Xpress

B_MSD
Secondary Desk (Continued)

DIMENSIONS INCHES / MM

PRICING

LOW (L)

1 3/16" (M)

		FOUNDATION LAMINATE		GRADE 2 LAMINATE		FLINTWOOD	
		GABLE FINISH					
D	W	Source Laminate	Flintwood	Source Laminate	Flintwood	Source Laminate	Flintwood
20 / 508	54 / 1372	916	1628	1010	1722	1314	2026
20 / 508	60 / 1524	977	1689	1081	1793	1411	2123
20 / 508	66 / 1676	1043	1755	1158	1870	1486	2198
20 / 508	72 / 1829	1087	1799	1212	1924	1576	2288
20 / 508	78 / 1981	1128	1840	1264	1976	1645	2357
20 / 508	84 / 2134	1185	1897	1330	2042	1715	2427
20 / 508	90 / 2286	1250	1962	1406	2118	1788	2500
20 / 508	96 / 2438	1307	2019	1474	2186	1894	2606
20 / 508	102 / 2591	1364	2076	1541	2253	1964	2676
20 / 508	108 / 2743	1432	2144	1619	2331	2034	2746
24 / 610	54 / 1372	1026	1764	1139	1877	1450	2188
24 / 610	60 / 1524	1091	1829	1216	1954	1539	2277
24 / 610	66 / 1676	1166	1904	1303	2041	1616	2354
24 / 610	72 / 1829	1241	1979	1390	2128	1694	2432
24 / 610	78 / 1981	1308	2046	1471	2209	1806	2544
24 / 610	84 / 2134	1382	2120	1557	2295	1881	2619
24 / 610	90 / 2286	1450	2188	1637	2375	1961	2699
24 / 610	96 / 2438	1526	2264	1725	2463	2075	2813
24 / 610	102 / 2591	1592	2330	1804	2542	2150	2888
24 / 610	108 / 2743	1664	2402	1889	2627	2227	2965

HIGH (H)

1 3/16" (M)

		FOUNDATION LAMINATE		GRADE 2 LAMINATE		FLINTWOOD	
		GABLE FINISH					
		Source Laminate	Flintwood	Source Laminate	Flintwood	Source Laminate	Flintwood
20 / 508	54 / 1372	993	1870	1087	1964	1389	2266
20 / 508	60 / 1524	1048	1925	1152	2029	1487	2364
20 / 508	66 / 1676	1117	1994	1231	2108	1557	2434
20 / 508	72 / 1829	1159	2036	1283	2160	1647	2524
20 / 508	78 / 1981	1203	2080	1338	2215	1720	2597
20 / 508	84 / 2134	1258	2135	1404	2281	1789	2666
20 / 508	90 / 2286	1319	2196	1475	2352	1860	2737
20 / 508	96 / 2438	1385	2262	1552	2429	1968	2845
20 / 508	102 / 2591	1442	2319	1619	2496	2037	2914
20 / 508	108 / 2743	1503	2380	1690	2567	2106	2983
24 / 610	54 / 1372	1114	2127	1226	2239	1539	2552
24 / 610	60 / 1524	1180	2193	1305	2318	1628	2641
24 / 610	66 / 1676	1254	2267	1392	2405	1702	2715
24 / 610	72 / 1829	1330	2343	1480	2493	1784	2797
24 / 610	78 / 1981	1397	2410	1559	2572	1894	2907
24 / 610	84 / 2134	1465	2478	1640	2653	1972	2985
24 / 610	90 / 2286	1539	2552	1726	2739	2050	3063
24 / 610	96 / 2438	1609	2622	1809	2822	2161	3174
24 / 610	102 / 2591	1682	2695	1894	2907	2236	3249
24 / 610	108 / 2743	1752	2765	1977	2990	2313	3326

Pricing is continued on the following page.

Xpress

B _ M S D

Secondary Desk (Continued)

DIMENSIONS
INCHES / MM

PRICING

LOW (L)

1 9/16" (X)

		FOUNDATION LAMINATE		FLINTWOOD	
		GABLE FINISH			
D	W	Source Laminate	Flintwood	Source Laminate	Flintwood
20 / 508	54 / 1372	962	1674	1519	2231
20 / 508	60 / 1524	1031	1743	1652	2364
20 / 508	66 / 1676	1096	1808	1746	2458
20 / 508	72 / 1829	1163	1875	1858	2570
20 / 508	78 / 1981	1229	1941	1954	2666
20 / 508	84 / 2134	1298	2010	2050	2762
20 / 508	90 / 2286	1361	2073	2144	2856
20 / 508	96 / 2438	1435	2147	2274	2986
20 / 508	102 / 2591	1499	2211	2373	3085
20 / 508	108 / 2743	1570	2282	2466	3178
24 / 610	54 / 1372	1119	1857	1680	2418
24 / 610	60 / 1524	1199	1937	1800	2538
24 / 610	66 / 1676	1277	2015	1906	2644
24 / 610	72 / 1829	1355	2093	2007	2745
24 / 610	78 / 1981	1435	2173	2146	2884
24 / 610	84 / 2134	1513	2251	2251	2989
24 / 610	90 / 2286	1592	2330	2354	3092
24 / 610	96 / 2438	1675	2413	2492	3230
24 / 610	102 / 2591	1753	2491	2598	3336
24 / 610	108 / 2743	1834	2572	2697	3435

HIGH (H)

1 9/16" (X)

		FOUNDATION LAMINATE		FLINTWOOD	
		GABLE FINISH			
		Source Laminate	Flintwood	Source Laminate	Flintwood
20 / 508	54 / 1372	1056	1933	1611	2488
20 / 508	60 / 1524	1125	2002	1744	2621
20 / 508	66 / 1676	1191	2068	1841	2718
20 / 508	72 / 1829	1256	2133	1952	2829
20 / 508	78 / 1981	1325	2202	2050	2927
20 / 508	84 / 2134	1392	2269	2141	3018
20 / 508	90 / 2286	1458	2335	2239	3116
20 / 508	96 / 2438	1529	2406	2368	3245
20 / 508	102 / 2591	1596	2473	2466	3343
20 / 508	108 / 2743	1663	2540	2559	3436
24 / 610	54 / 1372	1229	2242	1790	2803
24 / 610	60 / 1524	1307	2320	1915	2928
24 / 610	66 / 1676	1389	2402	2016	3029
24 / 610	72 / 1829	1467	2480	2123	3136
24 / 610	78 / 1981	1545	2558	2259	3272
24 / 610	84 / 2134	1627	2640	2361	3374
24 / 610	90 / 2286	1706	2719	2467	3480
24 / 610	96 / 2438	1788	2801	2603	3616
24 / 610	102 / 2591	1864	2877	2704	3717
24 / 610	108 / 2743	1945	2958	2809	3822

Xpress

B H _ F B

Height-Adjustable Desk – Bevel Bases

One Table One Plug

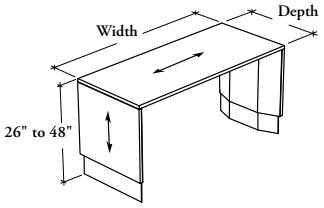

This desk is an alternative to standard freestanding desks. It allows to work at seated or standing position. It is supported by two height-adjustable bevel bases and **cannot** be attached to other desks.

WHAT'S INCLUDED
1 worksurface, 2 height-adjustable bevel bases with levelers, 1 power tray, 1 wire management kit, 1 switch for height-adjustable mechanism (as specified), 1 integrated powerbar (as specified), 1 or 2 rectangular cut-outs with grommets (as specified), 1 square cut-out without ring (if applicable), and mounting hardware.

WHAT'S EXCLUDED
Suspended Modesty Panel.

NOTES
For more information about Integrated Powerbar with IEC Outlet option (P), refer to One Table One Plug Application Guide in Complements: Teknion's Ergonomics & Accessories Programm.

Not all Thickness, Finish, Style or Color options are available. Refer to the Application Guide for more details.

Not all finishes are available as Xpress, Please see Xpress catalogue and/or specification software for details.

PRODUCT OPTIONS

Worksurface Thickness	Depth	Width	Grommet Option		Powerbar	Range
M 1 3/16"	23, 29, 35	58, 64, 70, 76, 82	**B** Both Ends – Rectangular	**N** No Grommet (Shown)	**I** Integrated Powerbar	**E** Extended Range – 26" to 48"
X 1 9/16"			**I** Both Ends – Square (L) & Rectangular (R)	**R** Right – Rectangular	**N** None	
			L Left – Rectangular	**S** Right – Rectangular & Square	**P** Integrated Powerbar with IEC Outlet	
			M Left – Rectangular & Square			

SAMPLE ORDER CODE

BHMFB	29	76	I	I	E

PRODUCT OPTIONS CONTINUED

Switch		Worksurface Finish	Edge Trim Style	Edge Trim Finish	End Panel Finish	Base Finish	Grommet Finish (If Applicable)
D Display with Up/ Down Memory	**M** Display Toggle with Memory – Platinum	Foundation Laminate	**6** Straight Trim (3mm)	Edge Trim Colors (for trim style 6 and 8)	Source Laminate	Foundation	Foundation
F Toggle Up/Down – Platinum	**N** Display Toggle with Memory– Crisp Grey	Grade 2 Laminate (No Accents)	**8** Flat Trim (1.5mm)		Grade 2 Laminate (No Accents)	Mica	Mica
G Toggle Up/Down – Crisp Grey	**O** Display Toggle with Memory – Anthracite	Flintwood (No Cathedral)	**9** Flintwood Flat Trim		Flintwood (No Cathedral)	Coordinate Colors	
H Toggle Up/Down – Anthracite							

SAMPLE ORDER CODE CONTINUED

D	2D	6	4D	3D	7	7

See Pricing on the following page.

Xpress

B H _ F B

Height-Adjustable Desk – Bevel Bases (Continued)

DIMENSIONS INCHES / MM

PRICING

1 3/16" (M)

D	W	NONE POWERBAR (N) Foundation Laminate	NONE POWERBAR (N) Grade 2 Laminate	NONE POWERBAR (N) Flintwood	INTEGRATED POWERBAR (I or P) Foundation Laminate	INTEGRATED POWERBAR (I or P) Grade 2 Laminate	INTEGRATED POWERBAR (I or P) Flintwood
23 / 584	58 / 1473	4414	4905	6295	4596	5087	6475
23 / 584	64 / 1626	4462	4964	6433	4644	5146	6618
23 / 584	70 / 1778	4474	4989	6473	4656	5171	6655
23 / 584	76 / 1930	4501	5027	6629	4683	5209	6813
23 / 584	82 / 2083	4528	5067	6722	4710	5249	6906
29 / 737	58 / 1473	4617	5235	6676	4799	5417	6857
29 / 737	64 / 1626	4665	5299	6819	4847	5481	7002
29 / 737	70 / 1778	4697	5346	6914	4879	5528	7096
29 / 737	76 / 1930	4735	5399	7048	4917	5581	7231
29 / 737	82 / 2083	4774	5452	7151	4956	5634	7334
35 / 889	58 / 1473	4819	5566	7056	5001	5748	7238
35 / 889	64 / 1626	4869	5634	7205	5051	5816	7387
35 / 889	70 / 1778	4919	5701	7355	5101	5883	7537
35 / 889	76 / 1930	4969	5770	7467	5151	5952	7649
35 / 889	82 / 2083	5019	5838	7581	5201	6020	7763

1 9/16" (X)

D	W	NONE POWERBAR (N) Foundation Laminate	NONE POWERBAR (N) Flintwood	INTEGRATED POWERBAR (I or P) Foundation Laminate	INTEGRATED POWERBAR (I or P) Flintwood
23 / 584	58 / 1473	4547	6386	4729	6568
23 / 584	64 / 1626	4605	6542	4787	6726
23 / 584	70 / 1778	4621	6579	4803	6761
23 / 584	76 / 1930	4662	6751	4844	6933
23 / 584	82 / 2083	4697	6853	4879	7035
29 / 737	58 / 1473	4801	6891	4983	7073
29 / 737	64 / 1626	4862	7052	5044	7235
29 / 737	70 / 1778	4903	7154	5085	7336
29 / 737	76 / 1930	4956	7305	5138	7487
29 / 737	82 / 2083	5006	7420	5188	7602
35 / 889	58 / 1473	5054	7396	5236	7578
35 / 889	64 / 1626	5119	7563	5301	7745
35 / 889	70 / 1778	5184	7729	5366	7911
35 / 889	76 / 1930	5249	7859	5431	8041
35 / 889	82 / 2083	5314	7988	5496	8170

If Switch Style (D, M, N or O) is specified, add 134.

Xpress

B H _ L D

Height-Adjustable L-Shape Desk – Bevel Bases

One Table
One Plug

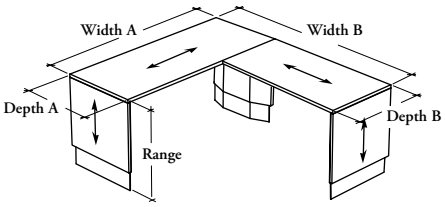

This height-adjustable L-shape desk combines two rectangular worksurfaces allowing users to work on either side of the workstation and to work at seated and standing positions.

WHAT'S INCLUDED
2 worksurfaces, 3 height-adjustable bevel bases with levelers, wire management clips, 1 power tray, 1 switch for height-adjustable mechanism (as specified), 1 integrated powerbar (as specified), 1 square cut-out without ring (if applicable), 1 cable tray, rectangular cut-outs with grommets (as specified), mounting hardware.

WHAT'S EXCLUDED
Suspended Modesty Panel.

NOTES
For more information about Integrated Powerbar with IEC Outlet option (P), refer to One Table One Plug Application Guide in Complements: Teknion's Ergonomics & Accessories Programm.

Not all Thickness, Finish, Style or Color options are available. Refer to the Application Guide for more details.

Not all product options are available as Xpress, Please see Xpress catalogue and/or specification software for details.

PRODUCT OPTIONS

Worksurface Thickness	Depth A	Depth B	Width A	Width B	Grommet Option	Configuration	Powerbar
M 1 3/16" **X** 1 9/16"	29, 35	23, 29	64, 70, 76, 82, 88	064, 070, 076, 082, 088, 094, 100, 106	**A** Rectangular & Square on Return **N** No Grommet (Shown) **Q** Rectangular on Desk & Return/ Square on Return	**L** Left Handed (Shown) **R** Right Handed	**I** Integrated Powerbar **N** None **P** Integrated Powerbar with IEC Outlet

SAMPLE ORDER CODE

BHMLD	29	23	88	064	A	L	I

PRODUCT OPTIONS CONTINUED

Range	Switch		Worksurface and End Panel Finish	Edge Trim Style	Edge Trim Finish	Base Finish	Grommet Finish (If Applicable)
E Extended Range – 26" to 48"	**D** Display with Up/ Down Memory **F** Toggle Up/Down – Platinum **G** Toggle Up/Down – Crisp Grey **H** Toggle Up/Down – Anthracite	**M** Display Toggle with Memory – Platinum **N** Display Toggle with Memory – Crisp Grey **O** Display Toggle with Memory – Anthracite	Foundation Laminate Grade 2 Laminate (No Accents) Flintwood (No Cathedral)	**6** Straight Trim (3mm) **8** Flat Trim (1.5mm) **9** Flintwood Flat Trim	Edge Trim Colors (for trim style 6 and 8)	Foundation Mica Coordinate Colors	Foundation Mica

SAMPLE ORDER CODE CONTINUED

E	D	2D	6	4D	83	83

See Pricing on the following page.

Xpress

B H _ L D

Height-Adjustable L-Shape Desk – Bevel Bases (Continued)

DIMENSIONS – INCHES
FOR MM X BY 25.4

PRICING

				1 3/16" (M)			1 9/16" (X)	
Da	Db	Wa	Wb	Foundation Laminate	Grade 2 Laminate	Flintwood	Foundation Laminate	Flintwood
29	23	64	064	7028	7919	10353	7398	10789
29	23	64	070	7070	7973	10446	7452	10894
29	23	64	076	7112	8026	10538	7506	10998
29	23	64	082	7151	8078	10666	7559	11137
29	23	64	088	7195	8133	10760	7614	11242
29	23	64	094	7232	8182	10870	7666	11364
29	23	64	100	7272	8234	10963	7721	11469
29	23	64	106	7313	8287	11055	7774	11573
29	23	70	064	7074	7980	10456	7452	10905
29	23	70	070	7116	8033	10549	7506	11010
29	23	70	076	7157	8087	10641	7560	11114
29	23	70	082	7197	8138	10769	7613	11254
29	23	70	088	7240	8193	10863	7668	11359
29	23	70	094	7278	8243	10973	7720	11481
29	23	70	100	7317	8294	11066	7775	11586
29	23	70	106	7359	8348	11158	7828	11690
29	23	76	064	7119	8039	10557	7506	11021
29	23	76	070	7160	8093	10650	7560	11126
29	23	76	076	7202	8146	10742	7614	11230
29	23	76	082	7242	8197	10870	7667	11369
29	23	76	088	7285	8253	10964	7722	11474
29	23	76	094	7323	8302	11074	7774	11596
29	23	76	100	7362	8354	11166	7829	11701
29	23	76	106	7404	8407	11259	7882	11805
29	23	82	064	7164	8100	10695	7560	11173
29	23	82	070	7205	8153	10788	7614	11278
29	23	82	076	7247	8206	10880	7668	11382
29	23	82	082	7286	8258	11008	7721	11521
29	23	82	088	7330	8313	11102	7776	11626
29	23	82	094	7367	8363	11212	7828	11748
29	23	82	100	7407	8414	11305	7883	11853
29	23	82	106	7448	8468	11397	7936	11957
29	23	88	064	7209	8160	10797	7614	11290
29	23	88	070	7251	8213	10890	7668	11395
29	23	88	076	7292	8267	10982	7722	11499
29	23	88	082	7332	8318	11110	7775	11639
29	23	88	088	7376	8374	11204	7830	11744
29	23	88	094	7413	8423	11314	7882	11865
29	23	88	100	7453	8475	11407	7937	11970
29	23	88	106	7494	8528	11499	7990	12074

If Switch Style (D, M, N or O) is specified, add 134.
If Powerbar (I or P) is specified, add 182.

Pricing is continued on the following page.

Xpress

B H _ L D

Height-Adjustable L-Shape Desk – Bevel Bases (Continued)

DIMENSIONS – INCHES
FOR MM X BY 25.4

PRICING

				1 3/16" (M)			1 9/16" (X)	
Da	Db	Wa	Wb	Foundation Laminate	Grade 2 Laminate	Flintwood	Foundation Laminate	Flintwood
29	29	70	064	7105	8078	10591	7504	11058
29	29	70	070	7154	8142	10695	7566	11177
29	29	70	076	7202	8205	10798	7626	11294
29	29	70	082	7250	8267	10919	7688	11431
29	29	70	088	7300	8332	11023	7750	11549
29	29	70	094	7344	8392	11162	7811	11703
29	29	70	100	7392	8455	11266	7873	11822
29	29	70	106	7438	8516	11406	7934	11975
29	29	76	064	7150	8138	10692	7558	11174
29	29	76	070	7199	8201	10796	7620	11292
29	29	76	076	7247	8264	10899	7680	11410
29	29	76	082	7295	8327	11020	7742	11546
29	29	76	088	7344	8392	11124	7804	11665
29	29	76	094	7389	8452	11263	7866	11819
29	29	76	100	7437	8514	11367	7927	11937
29	29	76	106	7483	8576	11507	7988	12090
29	29	82	064	7195	8197	10831	7612	11326
29	29	82	070	7244	8261	10935	7674	11444
29	29	82	076	7291	8324	11038	7734	11562
29	29	82	082	7339	8387	11158	7796	11698
29	29	82	088	7389	8452	11262	7858	11816
29	29	82	094	7434	8511	11402	7920	11970
29	29	82	100	7482	8575	11506	7981	12089
29	29	82	106	7528	8635	11645	8042	12242
29	29	88	064	7240	8258	10932	7666	11443
29	29	88	070	7289	8322	11036	7728	11562
29	29	88	076	7337	8384	11139	7789	11679
29	29	88	082	7385	8448	11260	7850	11815
29	29	88	088	7435	8512	11364	7912	11934
29	29	88	094	7480	8573	11503	7974	12088
29	29	88	100	7528	8635	11607	8035	12206
29	29	88	106	7573	8696	11747	8096	12359
35	23	64	064	n/a	n/a	n/a	n/a	n/a
35	23	64	070	7337	8358	10941	7720	11454
35	23	64	076	7379	8413	11033	7774	11559
35	23	64	082	7420	8466	11126	7828	11663
35	23	64	088	7461	8518	11255	7882	11803
35	23	64	094	7504	8573	11347	7936	11907
35	23	64	100	7541	8622	11458	7988	12029
35	23	64	106	7581	8674	11550	8043	12134

If Switch Style (D, M, N or O) is specified, add 134.
If Powerbar (I or P) is specified, add 182.

Pricing is continued on the following page.

Xpress

B H _ L D

Height-Adjustable L-Shape Desk – Bevel Bases (Continued)

DIMENSIONS – INCHES
FOR MM X BY 25.4

PRICING

				1 3/16" (M)			1 9/16" (X)	
Da	Db	Wa	Wb	Foundation Laminate	Grade 2 Laminate	Flintwood	Foundation Laminate	Flintwood
35	23	70	064	n/a	n/a	n/a	n/a	n/a
35	23	70	070	7387	8427	11091	7785	11620
35	23	70	076	7429	8480	11183	7840	11725
35	23	70	082	7470	8533	11276	7894	11829
35	23	70	088	7511	8586	11405	7948	11969
35	23	70	094	7554	8640	11497	8002	12073
35	23	70	100	7591	8690	11607	8054	12195
35	23	70	106	7630	8741	11700	8109	12300
35	23	76	064	n/a	n/a	n/a	n/a	n/a
35	23	76	070	7437	8495	11203	7850	11750
35	23	76	076	7479	8548	11295	7904	11855
35	23	76	082	7520	8602	11388	7958	11959
35	23	76	088	7561	8654	11517	8012	12099
35	23	76	094	7603	8709	11610	8066	12203
35	23	76	100	7641	8758	11720	8118	12325
35	23	76	106	7680	8810	11812	8173	12430
35	23	82	064	n/a	n/a	n/a	n/a	n/a
35	23	82	070	7487	8562	11316	7915	11879
35	23	82	076	7529	8616	11409	7970	11984
35	23	82	082	7570	8669	11501	8024	12088
35	23	82	088	7611	8722	11630	8078	12228
35	23	82	094	7653	8777	11723	8132	12332
35	23	82	100	7691	8826	11833	8184	12454
35	23	82	106	7730	8877	11926	8239	12559
35	23	88	064	n/a	n/a	n/a	n/a	n/a
35	23	88	070	7538	8632	11484	7981	12064
35	23	88	076	7580	8685	11576	8035	12169
35	23	88	082	7621	8739	11669	8089	12273
35	23	88	088	7662	8791	11798	8143	12413
35	23	88	094	7704	8846	11890	8197	12517
35	23	88	100	7742	8895	12001	8249	12639
35	23	88	106	7781	8947	12093	8304	12744
35	29	70	064	n/a	n/a	n/a	n/a	n/a
35	29	70	070	7418	8525	11226	7837	11773
35	29	70	076	7467	8588	11330	7900	11891
35	29	70	082	7515	8652	11433	7960	12009
35	29	70	088	7564	8715	11554	8023	12146
35	29	70	094	7613	8780	11657	8084	12264
35	29	70	100	7658	8839	11797	8145	12418
35	29	70	106	7705	8902	11901	8207	12536

If Switch Style (D, M, N or O) is specified, add 134.
If Powerbar (I or P) is specified, add 182.

Pricing is continued on the following page.

Xpress

B H _ L D

Height-Adjustable L-Shape Desk – Bevel Bases (Continued)

DIMENSIONS – INCHES
FOR MM X BY 25.4

PRICING

				1 3/16" (M)			1 9/16" (X)	
Da	Db	Wa	Wb	Foundation Laminate	Grade 2 Laminate	Flintwood	Foundation Laminate	Flintwood
35	29	76	064	n/a	n/a	n/a	n/a	n/a
35	29	76	070	7468	8592	11338	7902	11903
35	29	76	076	7517	8657	11442	7964	12021
35	29	76	082	7565	8719	11545	8025	12139
35	29	76	088	7614	8784	11667	8087	12276
35	29	76	094	7663	8847	11770	8148	12394
35	29	76	100	7707	8908	11909	8210	12548
35	29	76	106	7755	8970	12013	8271	12666
35	29	82	064	n/a	n/a	n/a	n/a	n/a
35	29	82	070	7518	8661	11451	7967	12032
35	29	82	076	7567	8725	11555	8030	12150
35	29	82	082	7615	8788	11658	8090	12268
35	29	82	088	7664	8851	11780	8153	12405
35	29	82	094	7713	8916	11883	8214	12523
35	29	82	100	7757	8975	12022	8275	12677
35	29	82	106	7805	9039	12126	8337	12795
35	29	88	064	n/a	n/a	n/a	n/a	n/a
35	29	88	070	7569	8730	11619	8033	12217
35	29	88	076	7618	8794	11723	8095	12335
35	29	88	082	7666	8857	11826	8156	12453
35	29	88	088	7715	8921	11948	8218	12590
35	29	88	094	7764	8985	12050	8279	12708
35	29	88	100	7808	9045	12190	8341	12862
35	29	88	106	7856	9107	12294	8402	12980

If Switch Style (D, M, N or O) is specified, add 134.
If Powerbar (I or P) is specified, add 182.

Xpress

B H _ L C

Height-Adjustable L-Shape Corner Desk – Bevel Bases

One Table
One Plug

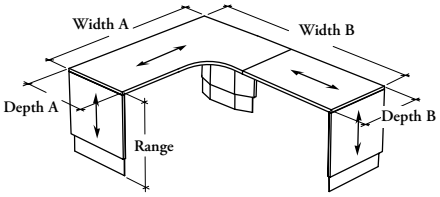

This height-adjustable L-shape desk combines an extended corner worksurface and a rectangular worksurface allowing users to work on either side of the workstation and to work at seated and standing positions.

WHAT'S INCLUDED
2 worksurfaces, 3 height-adjustable bevel bases with levelers, wire management clips, 1 power tray, 1 switch for height-adjustable mechanism (as specified), 1 integrated powerbar (as specified), 1 cable tray, 1 rectangular cut-out with grommet (as specified) 1 square cut-out without ring (if applicable), mounting hardware.

WHAT'S EXCLUDED
Suspended Modesty Panel.

NOTES
For more information about Integrated Powerbar with IEC Outlet option (P), refer to One Table One Plug Application Guide in Complements: Teknion's Ergonomics & Accessories Programm.

Not all Thickness, Finish, Style or Color options are available. Refer to the Application Guide for more details.

Not all product options are available as Xpress, Please see Xpress catalogue and/or specification software for details.

PRODUCT OPTIONS

Worksurface Thickness	Depth A	Depth B	Width A	Width B	Grommet Option	Configuration	Powerbar
M 1 3/16" **X** 1 9/16"	29, 35	23, 29	64, 70, 76, 82, 88	070, 076, 082, 088, 094, 100, 106	**A** Rectangular & Square on Return **N** No Grommet (Shown)	**L** Left Handed (Shown) **R** Right Handed	**I** Integrated Powerbar **N** None **P** Integrated Powerbar with IEC Outlet

SAMPLE ORDER CODE

BHMLC	29	23	88	070	A	L	I

PRODUCT OPTIONS CONTINUED

Range	Switch		Worksurface and End Panel Finish	Edge Trim Style	Edge Trim Finish	Base Finish	Grommet Finish (If Applicable)
E Extended Range – 26" to 48"	**D** Display with Up/Down Memory **F** Toggle Up/Down – Platinum **G** Toggle Up/Down – Crisp Grey **H** Toggle Up/Down – Anthracite	**M** Display Toggle with Memory – Platinum **N** Display Toggle with Memory – Crisp Grey **O** Display Toggle with Memory – Anthracite	Foundation Laminate Grade 2 Laminate (No Accents) Flintwood (No Cathedral)	**6** Straight Trim (3mm) **8** Flat Trim (1.5mm) **9** Flintwood Flat Trim	Edge Trim Colors (for trim style 6 and 8)	Foundation Mica Coordinate Colors	Foundation Mica

SAMPLE ORDER CODE CONTINUED

E	D	2D	6	4D	83	83

See Pricing on the following page.

Xpress

B H _ L C

Height-Adjustable L-Shape Corner Desk – Bevel Bases (Continued)

DIMENSIONS – INCHES
FOR MM X BY 25.4

PRICING

				1 3/16" (M)			1 9/16" (X)	
Da	Db	Wa	Wb	Foundation Laminate	Grade 2 Laminate	Flintwood	Foundation Laminate	Flintwood
29	23	64	070	7306	8209	11639	7688	12087
29	23	64	076	7348	8262	11731	7742	12191
29	23	64	082	7387	8314	11859	7795	12330
29	23	64	088	7431	8369	11953	7850	12435
29	23	64	094	7468	8418	12063	7902	12557
29	23	64	100	7508	8470	12156	7957	12662
29	23	64	106	7549	8523	12248	8010	12766
29	23	70	070	7352	8269	11742	7742	12203
29	23	70	076	7393	8323	11834	7796	12307
29	23	70	082	7433	8374	11962	7849	12447
29	23	70	088	7477	8429	12056	7904	12552
29	23	70	094	7514	8479	12166	7956	12673
29	23	70	100	7554	8530	12258	8011	12778
29	23	70	106	7595	8584	12351	8064	12882
29	23	76	070	7396	8329	11842	7796	12319
29	23	76	076	7438	8382	11935	7850	12423
29	23	76	082	7478	8433	12063	7903	12562
29	23	76	088	7521	8490	12157	7958	12667
29	23	76	094	7559	8538	12267	8010	12789
29	23	76	100	7598	8590	12359	8065	12894
29	23	76	106	7640	8643	12452	8118	12998
29	23	82	070	7441	8389	11981	7850	12471
29	23	82	076	7483	8442	12073	7904	12575
29	23	82	082	7522	8494	12201	7957	12714
29	23	82	088	7566	8549	12295	8012	12819
29	23	82	094	7603	8599	12405	8064	12941
29	23	82	100	7643	8650	12498	8119	13046
29	23	82	106	7685	8704	12590	8172	13150
29	23	88	070	7487	8449	12083	7904	12588
29	23	88	076	7529	8503	12175	7958	12692
29	23	88	082	7568	8554	12303	8011	12832
29	23	88	088	7612	8610	12397	8066	12937
29	23	88	094	7649	8659	12507	8118	13058
29	23	88	100	7689	8711	12600	8173	13163
29	23	88	106	7730	8764	12692	8226	13267

If Switch Style (D, M, N or O) is specified, add 134.
If Powerbar (I or P) is specified, add 182.

Pricing is continued on the following page.

Xpress

B H _ L C

Height-Adjustable L-Shape Corner Desk – Bevel Bases (Continued)

DIMENSIONS – INCHES
FOR MM X BY 25.4

PRICING

				1 3/16" (M)			1 9/16" (X)	
Da	Db	Wa	Wb	Foundation Laminate	Grade 2 Laminate	Flintwood	Foundation Laminate	Flintwood
29	29	70	070	7390	8378	11888	7802	12370
29	29	70	076	7438	8441	11991	7862	12487
29	29	70	082	7486	8503	12112	7924	12624
29	29	70	088	7536	8569	12216	7986	12742
29	29	70	094	7581	8628	12355	8048	12896
29	29	70	100	7628	8691	12459	8109	13015
29	29	70	106	7674	8752	12599	8170	13167
29	29	76	070	7435	8438	11989	7856	12485
29	29	76	076	7483	8500	12092	7916	12603
29	29	76	082	7531	8563	12213	7978	12739
29	29	76	088	7581	8628	12317	8040	12858
29	29	76	094	7625	8688	12456	8102	13011
29	29	76	100	7673	8751	12560	8163	13130
29	29	76	106	7719	8812	12699	8224	13283
29	29	82	070	7480	8497	12127	7910	12637
29	29	82	076	7528	8560	12230	7971	12755
29	29	82	082	7575	8623	12351	8032	12891
29	29	82	088	7625	8688	12455	8094	13009
29	29	82	094	7670	8747	12594	8156	13163
29	29	82	100	7718	8811	12698	8217	13282
29	29	82	106	7764	8871	12838	8278	13435
29	29	88	070	7525	8558	12229	7964	12755
29	29	88	076	7573	8621	12332	8025	12872
29	29	88	082	7621	8684	12453	8086	13008
29	29	88	088	7671	8748	12557	8148	13127
29	29	88	094	7716	8809	12696	8210	13281
29	29	88	100	7764	8871	12800	8271	13399
29	29	88	106	7809	8933	12940	8332	13552
35	23	64	070	n/a	n/a	n/a	n/a	n/a
35	23	64	076	7615	8649	12226	8010	12751
35	23	64	082	7656	8702	12319	8064	12855
35	23	64	088	7697	8754	12448	8118	12996
35	23	64	094	7740	8809	12540	8172	13100
35	23	64	100	7777	8858	12651	8224	13222
35	23	64	106	7817	8910	12743	8279	13327

If Switch Style (D, M, N or O) is specified, add 134.
If Powerbar (I or P) is specified, add 182.

Pricing is continued on the following page.

Xpress

B H _ L C

Height-Adjustable L-Shape Corner Desk – Bevel Bases (Continued)

DIMENSIONS – INCHES
FOR MM X BY 25.4

PRICING

				1 3/16" (M)			1 9/16" (X)	
Da	Db	Wa	Wb	Foundation Laminate	Grade 2 Laminate	Flintwood	Foundation Laminate	Flintwood
35	23	70	070	n/a	n/a	n/a	n/a	n/a
35	23	70	076	7665	8716	12376	8076	12918
35	23	70	082	7706	8769	12469	8130	13022
35	23	70	088	7747	8822	12598	8184	13162
35	23	70	094	7790	8876	12690	8238	13266
35	23	70	100	7827	8926	12800	8290	13388
35	23	70	106	7867	8977	12893	8345	13493
35	23	76	070	n/a	n/a	n/a	n/a	n/a
35	23	76	076	7715	8784	12488	8140	13048
35	23	76	082	7756	8838	12581	8194	13152
35	23	76	088	7797	8890	12710	8248	13292
35	23	76	094	7840	8945	12802	8302	13396
35	23	76	100	7877	8994	12913	8354	13518
35	23	76	106	7916	9046	13005	8409	13623
35	23	82	070	n/a	n/a	n/a	n/a	n/a
35	23	82	076	7765	8852	12602	8206	13177
35	23	82	082	7806	8906	12694	8260	13281
35	23	82	088	7847	8959	12823	8314	13421
35	23	82	094	7889	9013	12916	8368	13525
35	23	82	100	7927	9063	13026	8420	13647
35	23	82	106	7966	9114	13119	8475	13752
35	23	88	070	n/a	n/a	n/a	n/a	n/a
35	23	88	076	7816	8921	12769	8271	13362
35	23	88	082	7857	8975	12862	8325	13466
35	23	88	088	7898	9027	12991	8379	13606
35	23	88	094	7940	9082	13083	8433	13710
35	23	88	100	7978	9131	13193	8485	13832
35	23	88	106	8017	9183	13286	8540	13937
35	29	70	070	n/a	n/a	n/a	n/a	n/a
35	29	70	076	7703	8824	12523	8136	13084
35	29	70	082	7751	8888	12626	8196	13202
35	29	70	088	7800	8951	12747	8259	13339
35	29	70	094	7849	9016	12850	8320	13457
35	29	70	100	7894	9075	12990	8381	13610
35	29	70	106	7941	9138	13094	8443	13729

If Switch Style (D, M, N or O) is specified, add 134.
If Powerbar (I or P) is specified, add 182.

Pricing is continued on the following page.

Xpress

B H _ L C

Height-Adjustable L-Shape Corner Desk – Bevel Bases (Continued)

DIMENSIONS – INCHES
FOR MM X BY 25.4

PRICING

				1 3/16" (M)			1 9/16" (X)	
Da	Db	Wa	Wb	Foundation Laminate	Grade 2 Laminate	Flintwood	Foundation Laminate	Flintwood
35	29	76	070	n/a	n/a	n/a	n/a	n/a
35	29	76	076	7753	8893	12635	8200	13214
35	29	76	082	7801	8955	12738	8261	13332
35	29	76	088	7850	9020	12860	8323	13469
35	29	76	094	7899	9083	12963	8384	13587
35	29	76	100	7944	9144	13102	8446	13740
35	29	76	106	7991	9206	13206	8507	13859
35	29	82	070	n/a	n/a	n/a	n/a	n/a
35	29	82	076	7803	8961	12748	8266	13343
35	29	82	082	7851	9024	12851	8326	13461
35	29	82	088	7900	9088	12973	8389	13598
35	29	82	094	7949	9152	13076	8450	13716
35	29	82	100	7993	9211	13215	8511	13869
35	29	82	106	8041	9275	13319	8573	13988
35	29	88	070	n/a	n/a	n/a	n/a	n/a
35	29	88	076	7854	9030	12916	8331	13528
35	29	88	082	7902	9093	13019	8392	13646
35	29	88	088	7951	9157	13140	8454	13783
35	29	88	094	8000	9221	13243	8516	13901
35	29	88	100	8044	9281	13383	8577	14055
35	29	88	106	8092	9343	13487	8638	14173

If Switch Style (D, M, N or O) is specified, add 134.
If Powerbar (I or P) is specified, add 182.

Xpress

B H _ B

Height-Adjustable L-Shape Peninsula Desk – Bevel Post Leg

One Table
One Plug

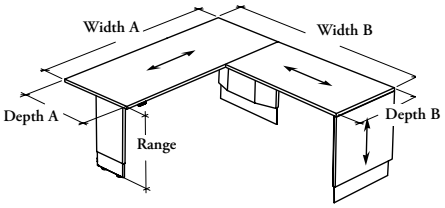

This height-adjustable L-shape desk combines a peninsula worksurface with a Bevel Post Leg and a rectangular worksurface allowing users to work on either side of the workstation and to work at seated and standing positions.

WHAT'S INCLUDED

2 worksurfaces, 2 height-adjustable bevel bases with levelers, 1 bevel post leg with levelers, wire management clips, 1 power tray, 1 switch for height-adjustable mechanism (as specified), 1 integrated powerbar (as specified), 1 cable tray, 1 rectangular cut-out with grommet (as specified) 1 square cut-out without ring (if applicable), mounting hardware.

WHAT'S EXCLUDED

Suspended Modesty Panel.

NOTES

For more information about Integrated Powerbar with IEC Outlet option (P), refer to One Table One Plug Application Guide in Complements: Teknion's Ergonomics & Accessories Programm.

Not all Thickness, Finish, Style or Color options are available. Refer to the Application Guide for more details.

Not all product options are available as Xpress, Please see Xpress catalogue and/or specification software for details.

PRODUCT OPTIONS

Worksurface Thickness	Depth A	Depth B	Width A	Width B	Corner Detail	Grommet Option	Configuration	Powerbar
M 1 3/16" **X** 1 9/16"	29, 35	23, 29	70, 76, 82, 88	064, 070, 076, 082, 088, 094, 100, 106	**R** Radius **S** Standard (Shown)	**A** Rectangular & Square on Return **N** No Grommet (Shown)	**L** Left Handed (Shown) **R** Right Handed	**I** Integrated Powerbar **N** None **P** Integrated Powerbar with IEC Outlet

SAMPLE ORDER CODE

BHMB	29	23	88	064	S	A	L	I

PRODUCT OPTIONS CONTINUED

Range	Switch		Worksurface and End Panel Finish	Edge Trim Style	Edge Trim Finish	Base Finish	Grommet Finish (If Applicable)
E Extended Range – 26" to 48"	**D** Display with Up/Down Memory **F** Toggle Up/Down – Platinum **G** Toggle Up/Down – Crisp Grey **H** Toggle Up/Down – Anthracite	**M** Display Toggle with Memory – Platinum **N** Display Toggle with Memory – Crisp Grey **O** Display Toggle with Memory – Anthracite	Foundation Laminate Grade 2 Laminate (No Accents) Flintwood (No Cathedral)	**6** Straight Trim (3mm) **8** Flat Trim (1.5mm) **9** Flintwood Flat Trim	Edge Trim Colors (for trim style 6 and 8)	Foundation Mica Coordinate Colors	Foundation Mica

SAMPLE ORDER CODE CONTINUED

E	D	2D	6	4D	83	83

See Pricing on the following page.

Xpress

B H _ B

Height-Adjustable L-Shape Peninsula Desk – Bevel Post Leg (Continued)

DIMENSIONS – INCHES
FOR MM X BY 25.4

PRICING

				1 3/16" (M)			1 9/16" (X)	
Da	Db	Wa	Wb	Foundation Laminate	Grade 2 Laminate	Flintwood	Foundation Laminate	Flintwood
29	23	70	064	7152	7821	9973	7505	10377
29	23	70	070	7191	7872	10064	7560	10482
29	23	70	076	7233	7926	10157	7614	10586
29	23	70	082	7273	7978	10286	7667	10724
29	23	70	088	7316	8033	10378	7722	10831
29	23	70	094	7354	8083	10488	7774	10952
29	23	70	100	7393	8134	10581	7829	11057
29	23	70	106	7435	8188	10674	7882	11161
29	23	76	064	7203	7887	10090	7569	10510
29	23	76	070	7248	7944	10183	7624	10615
29	23	76	076	7287	7996	10274	7677	10719
29	23	76	082	7328	8048	10405	7731	10858
29	23	76	088	7372	8104	10497	7785	10964
29	23	76	094	7409	8153	10607	7837	11085
29	23	76	100	7448	8205	10700	7893	11190
29	23	76	106	7490	8258	10792	7946	11294
29	23	82	064	7259	7958	10247	7634	10681
29	23	82	070	7299	8010	10340	7690	10786
29	23	82	076	7343	8066	10433	7744	10890
29	23	82	082	7383	8118	10560	7797	11030
29	23	82	088	7424	8170	10654	7851	11133
29	23	82	094	7461	8220	10764	7903	11255
29	23	82	100	7500	8271	10857	7958	11360
29	23	82	106	7542	8324	10949	8011	11464
29	23	88	064	7313	8028	10368	7698	10817
29	23	88	070	7356	8082	10460	7754	10921
29	23	88	076	7396	8135	10555	7806	11025
29	23	88	082	7436	8186	10683	7860	11164
29	23	88	088	7482	8244	10775	7914	11270
29	23	88	094	7519	8293	10886	7966	11392
29	23	88	100	7559	8344	10978	8022	11497
29	23	88	106	7600	8398	11071	8075	11601
29	29	76	064	7228	7979	10209	7611	10645
29	29	76	070	7274	8040	10312	7674	10764
29	29	76	076	7323	8104	10415	7734	10882
29	29	76	082	7370	8167	10536	7796	11017
29	29	76	088	7420	8232	10639	7858	11136
29	29	76	094	7465	8291	10779	7920	11290
29	29	76	100	7513	8354	10883	7981	11409
29	29	76	106	7559	8415	11022	8042	11562

If Switch Style (D, M, N or O) is specified, add 134.
If Powerbar (I or P) is specified, add 182.

Pricing is continued on the following page.

Xpress

B H _ B

Height-Adjustable L-Shape Peninsula Desk – Bevel Post Leg (Continued)

DIMENSIONS – INCHES
FOR MM X BY 25.4

PRICING

				1 3/16" (M)			1 9/16" (X)	
Da	Db	Wa	Wb	Foundation Laminate	Grade 2 Laminate	Flintwood	Foundation Laminate	Flintwood
29	29	82	064	7279	8045	10364	7675	10815
29	29	82	070	7331	8112	10468	7739	10934
29	29	82	076	7377	8173	10570	7798	11051
29	29	82	082	7426	8237	10693	7860	11186
29	29	82	088	7476	8301	10795	7922	11306
29	29	82	094	7520	8362	10935	7983	11460
29	29	82	100	7568	8424	11039	8044	11578
29	29	82	106	7614	8485	11178	8106	11731
29	29	88	064	7336	8117	10484	7740	10951
29	29	88	070	7383	8180	10588	7804	11070
29	29	88	076	7434	8245	10692	7864	11187
29	29	88	082	7482	8308	10812	7926	11325
29	29	88	088	7529	8370	10916	7987	11441
29	29	88	094	7573	8429	11055	8049	11595
29	29	88	100	7621	8493	11159	8110	11714
29	29	88	106	7667	8553	11299	8171	11866
35	23	70	064	n/a	n/a	n/a	n/a	n/a
35	23	70	070	7341	8095	10473	7706	10949
35	23	70	076	7381	8147	10565	7760	11054
35	23	70	082	7424	8201	10657	7816	11158
35	23	70	088	7464	8254	10789	7869	11299
35	23	70	094	7507	8309	10882	7923	11403
35	23	70	100	7544	8358	10992	7975	11524
35	23	70	106	7584	8409	11084	8030	11629
35	23	76	064	n/a	n/a	n/a	n/a	n/a
35	23	76	070	7400	8172	10603	7782	11097
35	23	76	076	7442	8226	10694	7836	11204
35	23	76	082	7482	8278	10789	7890	11306
35	23	76	088	7522	8330	10919	7945	11446
35	23	76	094	7565	8386	11012	7999	11550
35	23	76	100	7602	8434	11122	8051	11672
35	23	76	106	7642	8485	11214	8106	11777
35	23	82	064	n/a	n/a	n/a	n/a	n/a
35	23	82	070	7457	8247	10735	7856	11242
35	23	82	076	7498	8301	10824	7911	11350
35	23	82	082	7541	8355	10921	7964	11454
35	23	82	088	7582	8407	11049	8020	11593
35	23	82	094	7624	8462	11142	8075	11697
35	23	82	100	7662	8511	11252	8127	11819
35	23	82	106	7701	8563	11344	8182	11924

If Switch Style (D, M, N or O) is specified, add 134.
If Powerbar (I or P) is specified, add 182.

Pricing is continued on the following page.

Xpress

B H _ B

Height-Adjustable L-Shape Peninsula Desk – Bevel Post Leg (Continued)

DIMENSIONS – INCHES
FOR MM X BY 25.4

PRICING

				1 3/16" (M)			1 9/16" (X)	
Da	Db	Wa	Wb	Foundation Laminate	Grade 2 Laminate	Flintwood	Foundation Laminate	Flintwood
35	23	88	064	n/a	n/a	n/a	n/a	n/a
35	23	88	070	7519	8328	10921	7933	11447
35	23	88	076	7558	8378	11015	7985	11554
35	23	88	082	7601	8433	11105	8042	11658
35	23	88	088	7643	8487	11234	8095	11798
35	23	88	094	7686	8542	11327	8149	11902
35	23	88	100	7723	8591	11437	8201	12023
35	23	88	106	7763	8642	11529	8257	12128
35	29	76	064	n/a	n/a	n/a	n/a	n/a
35	29	76	070	7450	8289	10775	7854	11286
35	29	76	076	7495	8350	10880	7914	11407
35	29	76	082	7545	8415	10981	7978	11524
35	29	76	088	7595	8479	11103	8039	11660
35	29	76	094	7644	8544	11206	8101	11778
35	29	76	100	7689	8603	11345	8162	11932
35	29	76	106	7737	8666	11449	8223	12050
35	29	82	064	n/a	n/a	n/a	n/a	n/a
35	29	82	070	7499	8357	10889	7920	11415
35	29	82	076	7545	8418	10994	7980	11536
35	29	82	082	7595	8482	11095	8043	11653
35	29	82	088	7645	8548	11216	8105	11789
35	29	82	094	7694	8611	11319	8166	11907
35	29	82	100	7739	8672	11459	8227	12061
35	29	82	106	7786	8734	11563	8289	12179
35	29	88	064	n/a	n/a	n/a	n/a	n/a
35	29	88	070	7550	8426	11056	7985	11600
35	29	88	076	7596	8486	11161	8045	11721
35	29	88	082	7646	8552	11262	8109	11838
35	29	88	088	7696	8616	11384	8170	11975
35	29	88	094	7745	8681	11487	8232	12092
35	29	88	100	7790	8740	11626	8293	12246
35	29	88	106	7837	8804	11730	8354	12365

If Switch Style (D, M, N or O) is specified, add 134.
If Powerbar (I or P) is specified, add 182.

Xpress

B F _ F

Full-Modesty Height-Adjustable Desk – Offset Bases

One Table
One Plug

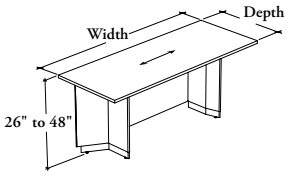

This standalone desk allows to work at seated and standing positions. It offer a executive desk look with complete privacy by its full height modesty and the recessed Offset Base accentuate the intriguing flooting look.

WHAT'S INCLUDED
1 worksurface, 2 height-adjustable offset bases with levelers, 2 modesty panels, 1 wire management kit, 1 switch for height-adjustable mechanism (as specified), 1 integrated powerbar (as specified), 1 diamond or 1 square cut-out (if applicable), and mounting hardware.

WHAT'S EXCLUDED
Duo Grommet – Square and Rectangular Grommet.

NOTES
For more information about Integrated Powerbar with IEC Outlet option (P), refer to One Table One Plug Application Guide in Complements: Teknion's Ergonomics & Accessories Programm.

Not all Thickness, Finish, Style or Color options are available. Refer to the Application Guide for more details.

Not all product options are available as Xpress, Please see Xpress catalogue and/or specification software for details.

PRODUCT OPTIONS

Worksurface Thickness	Depth	Width	Corner Detail	Cut-Out Style	Configuration Powerbar	Range
M 1 3/16"	29, 35	70, 76, 82, 88	**S** Straight	**N** No Cut-Out (Shown)	**N** None Powerbar	**E** Extended Range – 26" to 48"
X 1 9/16"				**0** Left – Diamond Cut-Out	**I** Integrated Powerbar	
V 1 3/16" Knife Edge				**1** Left – Square Cut-Out	**P** Integrated Powerbar with IEC Outlet	
				3 Right – Diamond Cut-Out		
				4 Right – Square Cut-Out		

SAMPLE ORDER CODE

BFMF	29	70	S	1	N	E

PRODUCT OPTIONS CONTINUED

Switch		Worksurface Finish	Edge Trim Style	Edge Trim Finish	Upper Modesty Finish	Lower Modesty Finish	Base Finish
D Display with Up/ Down Memory	**M** Display Toggle with Memory – Platinum	Foundation Laminate	**6** Straight Trim (3mm)	Edge Trim Colors (for trim style 6, 8 and F)	Source Laminate	Source Laminate	Foundation
F Toggle Up/Down – Platinum	**N** Display Toggle with Memory– Crisp Grey	Grade 2 Laminate (No Accents)	**8** Flat Trim (1.5mm)		Grade 2 Laminate (No Accents)	Grade 2 Laminate (No Accents)	Mica
G Toggle Up/Down – Crisp Grey	**O** Display Toggle with Memory – Anthracite	Flintwood (No Cathedral)	**9** Flintwood Flat Trim		Flintwood (No Cathedral)	Flintwood (No Cathedral)	
H Toggle Up/Down – Anthracite			**F** Full Knife Trim				

SAMPLE ORDER CODE CONTINUED

D	2D	6	4D	3D	3D	83

See Pricing on the following page.

Xpress

B F _ F

Full-Modesty Height-Adjustable Desk – Offset Bases (Continued)

DIMENSIONS INCHES / MM | **PRICING**

1 3/16" (M)

FOUNDATION LAMINATE

UPPER MODESTY FINISH

SOURCE LAMINATE | GRADE 2 LAMINATE | FLINTWOOD

LOWER MODESTY FINISH

D	W	Source Laminate	Grade 2 Laminate	Source Laminate	Flintwood
29 / 737	70 / 1778	5222	6244	5770	6318
29 / 737	76 / 1030	5271	6485	5867	6462
29 / 737	82 / 2083	5320	6629	5964	6606
29 / 737	88 / 2235	5370	6775	6061	6750
35 / 889	70 / 1778	5444	6562	5992	6540
35 / 889	76 / 1030	5505	6719	6101	6696
35 / 889	82 / 2083	5565	6874	6209	6851
35 / 889	88 / 2235	5626	7031	6317	7006

GRADE 2 LAMINATE

UPPER MODESTY FINISH

SOURCE LAMINATE | GRADE 2 LAMINATE | FLINTWOOD

LOWER MODESTY FINISH

		Source Laminate	Grade 2 Laminate	Source Laminate	Flintwood
29 / 737	70 / 1778	5398	6420	5946	6494
29 / 737	76 / 1030	5461	6675	6057	6652
29 / 737	82 / 2083	5526	6835	6170	6812
29 / 737	88 / 2235	5590	6995	6281	6970
35 / 889	70 / 1778	5657	6775	6205	6753
35 / 889	76 / 1030	5735	6949	6331	6926
35 / 889	82 / 2083	5814	7123	6458	7100
35 / 889	88 / 2235	5893	7298	6584	7273

FLINTWOOD

UPPER MODESTY FINISH

SOURCE LAMINATE | GRADE 2 LAMINATE | FLINTWOOD

LOWER MODESTY FINISH

		Source Laminate	Grade 2 Laminate	Source Laminate	Flintwood
29 / 737	70 / 1778	6444	7466	6992	7540
29 / 737	76 / 1030	6534	7748	7130	7725
29 / 737	82 / 2083	6620	7929	7264	7906
29 / 737	88 / 2235	6715	8120	7406	8095
35 / 889	70 / 1778	6547	7665	7095	7643
35 / 889	76 / 1030	6642	7856	7238	7833
35 / 889	82 / 2083	6736	8045	7380	8022
35 / 889	88 / 2235	6835	8240	7526	8215

If Switch Style (D, M, N or O) is specified, add 134.
If Powerbar (I or P) is specified, add 182.

Pricing is continued on the following page.

Xpress

B F _ F

Full-Modesty Height-Adjustable Desk – Offset Bases (Continued)

DIMENSIONS
INCHES / MM

PRICING

1 3/16" KNIFE EDGE (V)

		FOUNDATION LAMINATE		GRADE 2 LAMINATE	
		UPPER MODESTY FINISH			
		SOURCE LAMINATE	GRADE 2 LAMINATE	SOURCE LAMINATE	GRADE 2 LAMINATE
		LOWER MODESTY FINISH			
D	W	Source Laminate	Grade 2 Laminate	Source Laminate	Grade 2 Laminate
29 / 737	70 / 1778	5393	6415	5569	6591
29 / 737	76 / 1030	5453	6667	5643	6857
29 / 737	82 / 2083	5512	6821	5718	7027
29 / 737	88 / 2235	5572	6977	5793	7198
35 / 889	70 / 1778	5626	6744	5839	6957
35 / 889	76 / 1030	5697	6911	5927	7141
35 / 889	82 / 2083	5768	7077	6016	7325
35 / 889	88 / 2235	5840	7245	6106	7511

1 9/16" (X)

		FOUNDATION LAMINATE			FLINTWOOD	
		UPPER MODESTY FINISH				
		SOURCE LAMINATE	FLINTWOOD		SOURCE LAMINATE	FLINTWOOD
		LOWER MODESTY FINISH				
		Source Laminate	Source Laminate	Flintwood	Source Laminate	Source Laminate	Flintwood
29 / 737	70 / 1778	5428	5976	6524	7374	7922	8470
29 / 737	76 / 1030	5491	6087	6682	7453	8049	8644
29 / 737	82 / 2083	5552	6196	6838	7588	8232	8874
29 / 737	88 / 2235	5613	6304	6993	7689	8380	9069
35 / 889	70 / 1778	5710	6258	6806	7503	8051	8599
35 / 889	76 / 1030	5784	6380	6975	7592	8188	8783
35 / 889	82 / 2083	5860	6504	7146	7734	8378	9020
35 / 889	88 / 2235	5937	6628	7317	7845	8536	9225

If Switch Style (D, M, N or O) is specified, add 134.
If Powerbar (I or P) is specified, add 182.

Xpress

B F _ R

Full-Modesty Height-Adjustable Run-Off – Offset Base

One Table
One Plug

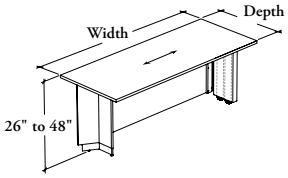

This height-adjustable run-off allows to work at seated and standing positions. It offer a executive desk look with complete privacy by its full height modesty and the recessed Offset Base accentuate the intriguing flooting look. The run-off must only be mounted on a Workwall Kneespace Module (BHKHM) at one end and is supported by a Offset Base at the other.

WHAT'S INCLUDED
1 worksurface, 1 height-adjustable offset base with levelers, 2 modesty panels, 1 height-adjustable mechanism with supports and wire management, 1 power tray, 1 wire management kit, 1 switch for height-adjustable mechanism (as specified), 1 integrated powerbar (as specified), diamond and/or square cut-out(s) (if applicable), and mounting hardware.

WHAT'S EXCLUDED
Workwall Kneespace Module, Duo Grommet – Square and Rectangular Grommet.

NOTES
For more information about Integrated Powerbar with IEC Outlet option (P), refer to One Table One Plug Application Guide in Complements: Teknion's Ergonomics & Accessories Programm.

Not all Thickness, Finish, Style or Color options are available. Refer to the Application Guide for more details.

Not all product options are available as Xpress, Please see Xpress catalogue and/or specification software for details.

PRODUCT OPTIONS

Worksurface Thickness	Configuration	Depth	Width	Corner Detail	Cut-Out Style	Configuration	Powerbar
M 1 3/16"	**K** Mid-Height	28, 34	69, 75, 81, 87	**S** Straight	**N** No Cut-Out (Shown)	**L** Left Handed (Shown)	**N** None Powerbar
X 1 9/16"					**0** Offset – Diamond Cut-Out	**R** Right Handed	**I** Integrated Powerbar
V 1 3/16" Knife Edge					**1** Offset – Square Cut-Out		**P** Integrated Powerbar with IEC Outlet
					2 Offset – Square & Diamond Cut-Outs		

SAMPLE ORDER CODE

BFMR	K	34	69	S	1	L	N

PRODUCT OPTIONS CONTINUED

Range	Switch		Work-surface Finish	Edge Trim Style	Edge Trim Finish	Upper Modesty Finish	Lower Modesty Finish	Base Finish
E Extended Range – 26" to 48"	**D** Display with Up/ Down Memory	**M** Display Toggle with Memory – Platinum	Foundation Laminate	**6** Straight Trim (3mm)	Edge Trim Colors (for trim style 6, 8 and F)	Source Laminate	Source Laminate	Foundation
	F Toggle Up/Down – Platinum	**N** Display Toggle with Memory– Crisp Grey	Grade 2 Laminate (No Accents)	**8** Flat Trim (1.5mm)		Grade 2 Laminate (No Accents)	Grade 2 Laminate (No Accents)	Mica
	G Toggle Up/Down – Crisp Grey	**O** Display Toggle with Memory – Anthracite	Flintwood (No Cathedral)	**9** Flintwood Flat Trim		Flintwood (No Cathedral)	Flintwood (No Cathedral)	
	H Toggle Up/Down – Anthracite			**F** Full Knife Trim				

SAMPLE ORDER CODE CONTINUED

E	D	2D	6	4D	3D	3D	83

See Pricing on the following page.

Xpress

B F _ R

Full-Modesty Height-Adjustable Run-Off – Offset Base (Continued)

DIMENSIONS INCHES / MM

PRICING

1 3/16" (M)

FOUNDATION LAMINATE

UPPER MODESTY FINISH

SOURCE LAMINATE | GRADE 2 LAMINATE | FLINTWOOD

LOWER MODESTY FINISH

D	W	Source Laminate	Grade 2 Laminate	Source Laminate	Flintwood
28 / 711	69 / 1753	5938	6992	6486	7034
28 / 711	75 / 1905	5996	7145	6592	7187
28 / 711	81 / 2057	6047	7293	6691	7333
28 / 711	87 / 2210	6103	7445	6794	7483
34 / 864	69 / 1753	6058	7112	6606	7154
34 / 864	75 / 1905	6121	7270	6717	7312
34 / 864	81 / 2057	6176	7422	6820	7462
34 / 864	87 / 2210	6240	7582	6931	7620

GRADE 2 LAMINATE

UPPER MODESTY FINISH

SOURCE LAMINATE | GRADE 2 LAMINATE | FLINTWOOD

LOWER MODESTY FINISH

		Source Laminate	Grade 2 Laminate	Source Laminate	Flintwood
28 / 711	69 / 1753	6106	7160	6654	7202
28 / 711	75 / 1905	6178	7327	6774	7369
28 / 711	81 / 2057	6243	7489	6887	7529
28 / 711	87 / 2210	6314	7656	7005	7694
34 / 864	69 / 1753	6261	7315	6809	7357
34 / 864	75 / 1905	6342	7491	6938	7533
34 / 864	81 / 2057	6414	7660	7058	7700
34 / 864	87 / 2210	6496	7838	7187	7876

FLINTWOOD

UPPER MODESTY FINISH

SOURCE LAMINATE | GRADE 2 LAMINATE | FLINTWOOD

LOWER MODESTY FINISH

		Source Laminate	Grade 2 Laminate	Source Laminate	Flintwood
28 / 711	69 / 1753	7160	8214	7708	8256
28 / 711	75 / 1905	7259	8408	7855	8450
28 / 711	81 / 2057	7347	8593	7991	8633
28 / 711	87 / 2210	7448	8790	8139	8828
34 / 864	69 / 1753	7160	8214	7708	8256
34 / 864	75 / 1905	7259	8408	7855	8450
34 / 864	81 / 2057	7347	8593	7991	8633
34 / 864	87 / 2210	7448	8790	8139	8828

If Switch Style (D, M, N or O) is specified, add 134.
If Powerbar (I or P) is specified, add 182.

Pricing is continued on the following page.

Xpress

B F _ R

Full-Modesty Height-Adjustable Run-Off – Offset Base (Continued)

DIMENSIONS
INCHES / MM

PRICING

1 3/16" KNIFE EDGE (V)

		FOUNDATION LAMINATE		GRADE 2 LAMINATE	
		UPPER MODESTY FINISH			
		SOURCE LAMINATE	GRADE 2 LAMINATE	SOURCE LAMINATE	GRADE 2 LAMINATE
		LOWER MODESTY FINISH			
D	W	Source Laminate	Grade 2 Laminate	Source Laminate	Grade 2 Laminate
29 / 737	70 / 1778	6083	7137	6250	7304
29 / 737	76 / 1030	6151	7300	6333	7482
29 / 737	82 / 2083	6212	7458	6408	7654
29 / 737	88 / 2235	6278	7620	6490	7832
35 / 889	70 / 1778	6208	7262	6411	7465
35 / 889	76 / 1030	6282	7431	6502	7651
35 / 889	82 / 2083	6346	7592	6584	7830
35 / 889	88 / 2235	6421	7763	6677	8019

1 9/16" (X)

		FOUNDATION LAMINATE			FLINTWOOD	
		UPPER MODESTY FINISH				
		SOURCE LAMINATE	FLINTWOOD		SOURCE LAMINATE	FLINTWOOD
		LOWER MODESTY FINISH				
		Source Laminate	Source Laminate	Flintwood	Source Laminate	Source Laminate / Flintwood
28 / 711	69 / 1753	6056	6604	7152	8002	8550 / 9098
28 / 711	75 / 1905	6131	6727	7322	8092	8688 / 9283
28 / 711	81 / 2057	6189	6833	7475	8225	8869 / 9511
28 / 711	87 / 2210	6261	6952	7641	8337	9028 / 9717
34 / 864	69 / 1753	6209	6757	7305	8002	8550 / 9098
34 / 864	75 / 1905	6285	6881	7476	8092	8688 / 9283
34 / 864	81 / 2057	6351	6995	7637	8225	8869 / 9511
34 / 864	87 / 2210	6429	7120	7809	8337	9028 / 9717

If Switch Style (D, M, N or O) is specified, add 134.
If Powerbar (I or P) is specified, add 182.

Xpress

B F _ E

Full-Modesty Height-Adjustable Extended Run-Off – Offset Base

One Table
One Plug

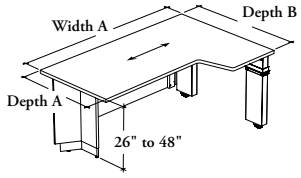

This height-adjustable extended run-off allows to work at seated and standing positions. It offer a executive desk look with complete privacy by its full height modesty and the recessed Offset Base accentuate the intriguing flooting look. The extended run-off must only be mounted on a Workwall Kneespace Module (BHKHL) at one end and is supported by a Offset Base at the other.

WHAT'S INCLUDED
1 worksurface, 1 height-adjustable offset base with levelers, 2 modesty panels, 2 height-adjustable mechanisms with supports and wire management, 1 power tray, 1 wire management kit, 1 switch for height-adjustable mechanism (as specified), 1 integrated powerbar (as specified), diamond and/or square cut-out(s) (if applicable), and mounting hardware.

WHAT'S EXCLUDED
Workwall Kneespace Module, Duo Grommet – Square and Rectangular Grommet.

NOTES
For more information about Integrated Powerbar with IEC Outlet option (P), refer to One Table One Plug Application Guide in Complements: Teknion's Ergonomics & Accessories Programm.

Not all Thickness, Finish, Style or Color options are available. Refer to the Application Guide for more details.

Not all product options are available as Xpress, Please see Xpress catalogue and/or specification software for details.

PRODUCT OPTIONS

Worksurface Thickness	Confi-guration	Depth A	Depth B	Width A	Corner Detail	Cut-Out Style	Configuration	Powerbar
M 1 3/16" **X** 1 9/16"	**K** Mid-Height	29, 35	46, 52, 58	69, 75, 81, 87	**S** Straight	**N** No Cut-Out (Shown) **0** Offset – Diamond Cut-Out **1** Offset – Square Cut-Out **2** Offset – Square & Diamond Cut-Outs	**L** Left Handed (Shown) **R** Right Handed	**N** None Powerbar **I** Integrated Powerbar **P** Integrated Powerbar with IEC Outlet

SAMPLE ORDER CODE

BFME	K	29	46	69	S	2	L	P

PRODUCT OPTIONS CONTINUED

Range	Switch		Work-surface Finish	Edge Trim Style	Edge Trim Finish	Upper Modesty Finish	Lower Modesty Finish	Base Finish
E Extended Range – 26" to 48"	**D** Display with Up/ Down Memory **F** Toggle Up/Down – Platinum **G** Toggle Up/Down – Crisp Grey **H** Toggle Up/Down – Anthracite	**M** Display Toggle with Memory – Platinum **N** Display Toggle with Memory– Crisp Grey **O** Display Toggle with Memory – Anthracite	Foundation Laminate Grade 2 Laminate (No Accents) Flintwood (No Cathedral)	**6** Straight Trim (3mm) **8** Flat Trim (1.5mm) **9** Flintwood Flat Trim	Edge Trim Colors (for trim style 6 and 8)	Source Laminate Grade 2 Laminate (No Accents) Flintwood (No Cathedral)	Source Laminate Grade 2 Laminate (No Accents) Flintwood (No Cathedral)	Foundation Mica

SAMPLE ORDER CODE CONTINUED

E	D	2D	6	4D	3D	3D	83

See Pricing on the following page.

Xpress

B F _ E

Full-Modesty Height-Adjustable Extended Run-Off – Offset Base (Continued)

DIMENSIONS – INCHES
FOR MM X BY 25.4

PRICING

1 3/16" (M)

FOUNDATION LAMINATE

UPPER MODESTY FINISH

SOURCE LAMINATE | GRADE 2 LAMINATE | FLINTWOOD

LOWER MODESTY FINISH

Da	Db	Wa	Source Laminate	Grade 2 Laminate	Source Laminate	Flintwood
29	46	69	6429	6697	6977	7525
29	46	75	6481	6773	7077	7672
29	46	81	6571	6888	7215	7857
29	46	87	6648	6989	7339	8028
29	52	69	6504	6772	7052	7600
29	52	75	6561	6853	7157	7752
29	52	81	6657	6974	7301	7943
29	52	87	6737	7078	7428	8117
29	58	69	6579	6847	7127	7675
29	58	75	6642	6934	7238	7833
29	58	81	6742	7059	7386	8028
29	58	87	6829	7170	7520	8209
35	46	69	6502	6770	7050	7598
35	46	75	6554	6846	7150	7745
35	46	81	6644	6961	7288	7930
35	46	87	6720	7061	7411	8100
35	52	69	6577	6845	7125	7673
35	52	75	6634	6926	7230	7825
35	52	81	6728	7045	7372	8014
35	52	87	6809	7150	7500	8189
35	58	69	6653	6921	7201	7749
35	58	75	6714	7006	7310	7905
35	58	81	6815	7132	7459	8101
35	58	87	6902	7243	7593	8282

GRADE 2 LAMINATE

UPPER MODESTY FINISH

SOURCE LAMINATE | GRADE 2 LAMINATE | FLINTWOOD

LOWER MODESTY FINISH

			Source Laminate	Grade 2 Laminate	Source Laminate	Flintwood
29	46	69	6704	6972	7252	7800
29	46	75	6780	7072	7376	7971
29	46	81	6893	7210	7537	8179
29	46	87	6994	7335	7685	8374
29	52	69	6814	7082	7362	7910
29	52	75	6898	7190	7494	8089
29	52	81	7021	7338	7665	8307
29	52	87	7128	7469	7819	8508

If Switch Style (D, M, N or O) is specified, add 134.
If Powerbar (I or P) is specified, add 182.

Pricing is continued on the following page.

Xpress

B F _ E

Full-Modesty Height-Adjustable Extended Run-Off – Offset Base (Continued)

DIMENSIONS – INCHES
FOR MM X BY 25.4

PRICING

1 3/16" (M)

GRADE 2 LAMINATE (CONTINUED)

UPPER MODESTY FINISH

SOURCE LAMINATE	GRADE 2 LAMINATE	FLINTWOOD

LOWER MODESTY FINISH

Da	Db	Wa	Source Laminate	Grade 2 Laminate	Source Laminate	Flintwood
29	58	69	6925	7193	7473	8021
29	58	75	7019	7311	7615	8210
29	58	81	7149	7466	7793	8435
29	58	87	7264	7605	7955	8644
35	46	69	6777	7045	7325	7873
35	46	75	6853	7145	7449	8044
35	46	81	6966	7283	7610	8252
35	46	87	7067	7408	7758	8447
35	52	69	6887	7155	7435	7983
35	52	75	6971	7263	7567	8162
35	52	81	7092	7409	7736	8378
35	52	87	7200	7541	7891	8580
35	58	69	6999	7267	7547	8095
35	58	75	7091	7383	7687	8282
35	58	81	7222	7539	7866	8508
35	58	87	7338	7679	8029	8718

FLINTWOOD

UPPER MODESTY FINISH

SOURCE LAMINATE	GRADE 2 LAMINATE	FLINTWOOD

LOWER MODESTY FINISH

			Source Laminate	Grade 2 Laminate	Source Laminate	Flintwood
29	46	69	7710	7978	8258	8806
29	46	75	7824	8116	8420	9015
29	46	81	7928	8245	8572	9214
29	46	87	7996	8337	8687	9376
29	52	69	7870	8138	8418	8966
29	52	75	7997	8289	8593	9188
29	52	81	8154	8471	8798	9440
29	52	87	8230	8571	8921	9610
29	58	69	8032	8300	8580	9128
29	58	75	8211	8503	8807	9402
29	58	81	8335	8652	8979	9621
29	58	87	8422	8763	9113	9802
35	46	69	7848	8116	8396	8944
35	46	75	7966	8258	8562	9157
35	46	81	8070	8387	8714	9356
35	46	87	8138	8479	8829	9518

If Switch Style (D, M, N or O) is specified, add 134.
If Powerbar (I or P) is specified, add 182.

Pricing is continued on the following page.

Xpress

B F _ E

Full-Modesty Height-Adjustable Extended Run-Off – Offset Base (Continued)

DIMENSIONS – INCHES
FOR MM X BY 25.4

PRICING

1 3/16" (M)

FLINTWOOD (CONTINUED)

UPPER MODESTY FINISH

SOURCE LAMINATE	GRADE 2 LAMINATE	FLINTWOOD

LOWER MODESTY FINISH

Da	Db	Wa	Source Laminate	Grade 2 Laminate	Source Laminate	Flintwood
35	52	69	8011	8279	8559	9107
35	52	75	8136	8428	8732	9327
35	52	81	8296	8613	8940	9582
35	52	87	8372	8713	9063	9752
35	58	69	8172	8440	8720	9268
35	58	75	8353	8645	8949	9544
35	58	81	8477	8794	9121	9763
35	58	87	8562	8903	9253	9942

1 9/16" (X)

FOUNDATION LAMINATE			FLINTWOOD		

UPPER MODESTY FINISH

SOURCE LAMINATE	FLINTWOOD		SOURCE LAMINATE	FLINTWOOD	

LOWER MODESTY FINISH

Da	Db	Wa	Source Laminate	Source Laminate	Flintwood	Source Laminate	Source Laminate	Flintwood
29	46	69	6471	7019	7567	8650	9198	9746
29	46	75	6553	7149	7744	8766	9362	9957
29	46	81	6628	7272	7914	8924	9568	10210
29	46	87	6844	7535	8224	9010	9701	10390
29	52	69	6573	7121	7669	8845	9393	9941
29	52	75	6659	7255	7850	8973	9569	10164
29	52	81	6744	7388	8030	9188	9832	10474
29	52	87	6967	7658	8347	9287	9978	10667
29	58	69	6675	7223	7771	9039	9587	10135
29	58	75	6770	7366	7961	9225	9821	10416
29	58	81	6861	7505	8147	9409	10053	10695
29	58	87	7091	7782	8471	9518	10209	10898
35	46	69	6544	7092	7640	8790	9338	9886
35	46	75	6625	7221	7816	8909	9505	10100
35	46	81	6699	7343	7985	9066	9710	10352
35	46	87	6915	7606	8295	9150	9841	10530
35	52	69	6645	7193	7741	8986	9534	10082
35	52	75	6735	7331	7926	9116	9712	10307
35	52	81	6816	7460	8102	9330	9974	10616
35	52	87	7039	7730	8419	9428	10119	10808
35	58	69	6746	7294	7842	9180	9728	10276
35	58	75	6843	7439	8034	9365	9961	10556
35	58	81	6933	7577	8219	9549	10193	10835
35	58	87	7161	7852	8541	9660	10351	11040

If Switch Style (D, M, N or O) is specified, add 134.
If Powerbar (I or P) is specified, add 182.

Xpress

B F _ L

Full-Modesty Height-Adjustable L-Shape Run-Off – Offset Base

One Table
One Plug

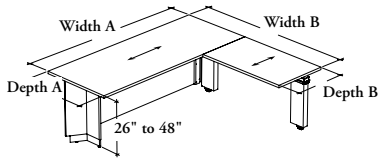

This height-adjustable L-shape run-off allows to work at seated and standing positions. It offer a executive desk look with complete privacy by its full height modesty and the recessed Offset Base accentuate the intriguing flooting look. The desk must only be mounted on a Workwall Kneespace Module (BHKHL) or at one end and is supported by a Offset Base at the other.

WHAT'S INCLUDED
2 worksurfaces, 1 height-adjustable offset base with levelers, 2 modesty panels, 2 height-adjustable mechanisms with supports and wire management, 1 power tray, 1 wire management kit, 1 switch for height-adjustable mechanism (as specified), 1 integrated powerbar (as specified), diamond and/or square cut-out(s) (if applicable), and mounting hardware.

WHAT'S EXCLUDED
Workwall Kneespace Module, Duo Grommet – Square and Rectangular Grommet.

NOTES
For more information about Integrated Powerbar with IEC Outlet option (P), refer to One Table One Plug Application Guide in Complements: Teknion's Ergonomics & Accessories Programm.

Not all Thickness, Finish, Style or Color options are available. Refer to the Application Guide for more details.

Not all product options are available as Xpress, Please see Xpress catalogue and/or specification software for details.

PRODUCT OPTIONS

Worksurface Thickness	Configuration	Depth A	Depth B	Width A	Width B	Corner Detail	Cut-Out Style	Configuration	Powerbar
M 1 3/16" **X** 1 9/16" **V** 1 3/16" Knife Edge	**K** Mid-Height	29, 35	21, 24, 27	69, 75, 81, 87	58, 64, 70, 76, 82, 88	**S** Straight	**N** No Cut-Out (Shown) **0** Offset – Diamond Cut-Out **1** Offset – Square Cut-Out **2** Offset – Square & Diamond Cut-Outs	**L** Left Handed (Shown) **R** Right Handed	**N** None Powerbar **I** Integrated Powerbar **P** Integrated Powerbar with IEC Outlet

SAMPLE ORDER CODE

BFML	K	29	24	87	82	S	0	L	N

PRODUCT OPTIONS CONTINUED

Range	Switch		Worksurface Finish	Edge Trim Style	Edge Trim Finish	Upper Modesty Finish	Lower Modesty Finish	Base Finish
E Extended Range – 26" to 48"	**D** Display with Up/Down Memory **F** Toggle Up/Down – Platinum **G** Toggle Up/Down – Crisp Grey **H** Toggle Up/Down – Anthracite	**M** Display Toggle with Memory – Platinum **N** Display Toggle with Memory– Crisp Grey **O** Display Toggle with Memory – Anthracite	Foundation Laminate Grade 2 Laminate (No Accents) Flintwood (No Cathedral)	**6** Straight Trim (3mm) **8** Flat Trim (1.5mm) **9** Flintwood Flat Trim **F** Full Knife Trim	Edge Trim Colors (for trim style 6, 8 and F)	Source Laminate Grade 2 Laminate (No Accents) Flintwood (No Cathedral)	Source Laminate Grade 2 Laminate (No Accents) Flintwood (No Cathedral)	Foundation Mica

SAMPLE ORDER CODE CONTINUED

E	D	2D	6	4D	3D	3D	83

See Pricing on the following page.

Xpress

B F _ L

Full-Modesty Height-Adjustable L-Shape Run-Off – Offset Base (Continued)

DIMENSIONS – INCHES
FOR MM X BY 25.4

PRICING

1 3/16" (M)							
FOUNDATION LAMINATE							
UPPER MODESTY FINISH							
SOURCE LAMINATE				GRADE 2 LAMINATE		FLINTWOOD	
LOWER MODESTY FINISH							
Da	Db	Wa	Wb	Source Laminate	Grade 2 Laminate	Source Laminate	Flintwood
29	21	69	58	6463	7517	7011	7559
29	21	69	64	6482	7536	7030	7578
29	21	69	70	6500	7554	7048	7596
29	21	69	76	6518	7572	7066	7614
29	21	69	82	6535	7589	7083	7631
29	21	69	88	6555	7609	7103	7651
29	21	75	58	6520	7669	7116	7711
29	21	75	64	6537	7686	7133	7728
29	21	75	70	6558	7707	7154	7749
29	21	75	76	6575	7724	7171	7766
29	21	75	82	6594	7743	7190	7785
29	21	75	88	6613	7762	7209	7804
29	21	81	58	6571	7817	7215	7857
29	21	81	64	6589	7835	7233	7875
29	21	81	70	6607	7853	7251	7893
29	21	81	76	6627	7873	7271	7913
29	21	81	82	6645	7891	7289	7931
29	21	81	88	6662	7908	7306	7948
29	21	87	58	6630	7972	7321	8010
29	21	87	64	6649	7991	7340	8029
29	21	87	70	6668	8010	7359	8048
29	21	87	76	6685	8027	7376	8065
29	21	87	82	6704	8046	7395	8084
29	21	87	88	6724	8066	7415	8104
29	24	75	58	6533	7682	7129	7724
29	24	75	64	6553	7702	7149	7744
29	24	75	70	6571	7720	7167	7762
29	24	75	76	6592	7741	7188	7783
29	24	75	82	6616	7765	7212	7807
29	24	75	88	6635	7784	7231	7826
29	24	81	58	6584	7830	7228	7870
29	24	81	64	6602	7848	7246	7888
29	24	81	70	6623	7869	7267	7909
29	24	81	76	6644	7890	7288	7930
29	24	81	82	6665	7911	7309	7951
29	24	81	88	6687	7933	7331	7973

If Switch Style (D, M, N or O) is specified, add 134.
If Powerbar (I or P) is specified, add 182.

Pricing is continued on the following page.

Xpress

B F _ L

Full-Modesty Height-Adjustable L-Shape Run-Off – Offset Base (Continued)

DIMENSIONS – INCHES
FOR MM X BY 25.4

PRICING

				1 3/16" (M)			
				FOUNDATION LAMINATE			
				UPPER MODESTY FINISH			
				SOURCE LAMINATE	GRADE 2 LAMINATE	FLINTWOOD	
				LOWER MODESTY FINISH			
Da	Db	Wa	Wb	Source Laminate	Grade 2 Laminate	Source Laminate	Flintwood
29	24	87	58	6644	7986	7335	8024
29	24	87	64	6663	8005	7354	8043
29	24	87	70	6680	8022	7371	8060
29	24	87	76	6703	8045	7394	8083
29	24	87	82	6726	8068	7417	8106
29	24	87	88	6745	8087	7436	8125
29	27	75	58	6545	7694	7141	7736
29	27	75	64	6567	7716	7163	7758
29	27	75	70	6586	7735	7182	7777
29	27	75	76	6609	7758	7205	7800
29	27	75	82	6635	7784	7231	7826
29	27	75	88	6657	7806	7253	7848
29	27	81	58	6597	7843	7241	7883
29	27	81	64	6616	7862	7260	7902
29	27	81	70	6636	7882	7280	7922
29	27	81	76	6660	7906	7304	7946
29	27	81	82	6687	7933	7331	7973
29	27	81	88	6709	7955	7353	7995
29	27	87	58	6656	7998	7347	8036
29	27	87	64	6677	8019	7368	8057
29	27	87	70	6697	8039	7388	8077
29	27	87	76	6720	8062	7411	8100
29	27	87	82	6745	8087	7436	8125
29	27	87	88	6768	8110	7459	8148
35	21	69	58	6440	7494	6988	7536
35	21	69	64	6458	7512	7006	7554
35	21	69	70	6478	7532	7026	7574
35	21	69	76	6496	7550	7044	7592
35	21	69	82	6514	7568	7062	7610
35	21	69	88	6532	7586	7080	7628
35	21	75	58	6504	7653	7100	7695
35	21	75	64	6523	7672	7119	7714
35	21	75	70	6542	7691	7138	7733
35	21	75	76	6560	7709	7156	7751
35	21	75	82	6578	7727	7174	7769
35	21	75	88	6596	7745	7192	7787

If Switch Style (D, M, N or O) is specified, add 134.
If Powerbar (I or P) is specified, add 182.

Pricing is continued on the following page.

Xpress

B F _ L

Full-Modesty Height-Adjustable L-Shape Run-Off – Offset Base (Continued)

DIMENSIONS – INCHES
FOR MM X BY 25.4

PRICING

1 3/16" (M)							
FOUNDATION LAMINATE (CONTINUED)							
UPPER MODESTY FINISH							
SOURCE LAMINATE				GRADE 2 LAMINATE		FLINTWOOD	
LOWER MODESTY FINISH							
Da	Db	Wa	Wb	Source Laminate	Grade 2 Laminate	Source Laminate	Flintwood
35	21	81	58	6556	7802	7200	7842
35	21	81	64	6576	7822	7220	7862
35	21	81	70	6595	7841	7239	7881
35	21	81	76	6613	7859	7257	7899
35	21	81	82	6631	7877	7275	7917
35	21	81	88	6650	7896	7294	7936
35	21	87	58	6621	7963	7312	8001
35	21	87	64	6641	7983	7332	8021
35	21	87	70	6660	8002	7351	8040
35	21	87	76	6678	8020	7369	8058
35	21	87	82	6697	8039	7388	8077
35	21	87	88	6715	8057	7406	8095
35	24	75	58	6518	7667	7114	7709
35	24	75	64	6535	7684	7131	7726
35	24	75	70	6556	7705	7152	7747
35	24	75	76	6574	7723	7170	7765
35	24	75	82	6595	7744	7191	7786
35	24	75	88	6619	7768	7215	7810
35	24	81	58	6571	7817	7215	7857
35	24	81	64	6589	7835	7233	7875
35	24	81	70	6607	7853	7251	7893
35	24	81	76	6628	7874	7272	7914
35	24	81	82	6649	7895	7293	7935
35	24	81	88	6670	7916	7314	7956
35	24	87	58	6636	7978	7327	8016
35	24	87	64	6655	7997	7346	8035
35	24	87	70	6673	8015	7364	8053
35	24	87	76	6691	8033	7382	8071
35	24	87	82	6713	8055	7404	8093
35	24	87	88	6736	8078	7427	8116

If Switch Style (D, M, N or O) is specified, add 134.
If Powerbar (I or P) is specified, add 182.

Pricing is continued on the following page.

Xpress

B F _ L

Full-Modesty Height-Adjustable L-Shape Run-Off – Offset Base (Continued)

DIMENSIONS – INCHES
FOR MM X BY 25.4

PRICING

				1 3/16" (M)			
				GRADE 2 LAMINATE			
				UPPER MODESTY FINISH			
				SOURCE LAMINATE	GRADE 2 LAMINATE	FLINTWOOD	
				LOWER MODESTY FINISH			
Da	Db	Wa	Wb	Source Laminate	Grade 2 Laminate	Source Laminate	Flintwood
29	21	69	58	6688	7742	7236	7784
29	21	69	64	6719	7773	7267	7815
29	21	69	70	6748	7802	7296	7844
29	21	69	76	6777	7831	7325	7873
29	21	69	82	6805	7859	7353	7901
29	21	69	88	6835	7889	7383	7931
29	21	75	58	6761	7910	7357	7952
29	21	75	64	6789	7938	7385	7980
29	21	75	70	6821	7970	7417	8012
29	21	75	76	6848	7997	7444	8039
29	21	75	82	6878	8027	7474	8069
29	21	75	88	6909	8058	7505	8100
29	21	81	58	6827	8073	7471	8113
29	21	81	64	6857	8103	7501	8143
29	21	81	70	6885	8131	7529	8171
29	21	81	76	6915	8161	7559	8201
29	21	81	82	6944	8190	7588	8230
29	21	81	88	6972	8218	7616	8258
29	21	87	58	6901	8243	7592	8281
29	21	87	64	6931	8273	7622	8311
29	21	87	70	6961	8303	7652	8341
29	21	87	76	6989	8331	7680	8369
29	21	87	82	7018	8360	7709	8398
29	21	87	88	7049	8391	7740	8429
29	24	75	58	6782	7931	7378	7973
29	24	75	64	6814	7963	7410	8005
29	24	75	70	6844	7993	7440	8035
29	24	75	76	6878	8027	7474	8069
29	24	75	82	6915	8064	7511	8106
29	24	75	88	6946	8095	7542	8137
29	24	81	58	6847	8093	7491	8133
29	24	81	64	6878	8124	7522	8164
29	24	81	70	6911	8157	7555	8197
29	24	81	76	6944	8190	7588	8230
29	24	81	82	6978	8224	7622	8264
29	24	81	88	7013	8259	7657	8299

If Switch Style (D, M, N or O) is specified, add 134.
If Powerbar (I or P) is specified, add 182.

Pricing is continued on the following page.

Xpress

B F _ L

Full-Modesty Height-Adjustable L-Shape Run-Off – Offset Base (Continued)

DIMENSIONS – INCHES
FOR MM X BY 25.4

PRICING

1 3/16" (M)

GRADE 2 LAMINATE (CONTINUED)

UPPER MODESTY FINISH

SOURCE LAMINATE	GRADE 2 LAMINATE	FLINTWOOD

LOWER MODESTY FINISH

Da	Db	Wa	Wb	Source Laminate	Grade 2 Laminate	Source Laminate	Flintwood
29	24	87	58	6922	8264	7613	8302
29	24	87	64	6954	8296	7645	8334
29	24	87	70	6984	8326	7675	8364
29	24	87	76	7019	8361	7710	8399
29	24	87	82	7054	8396	7745	8434
29	24	87	88	7087	8429	7778	8467
29	27	75	58	6801	7950	7397	7992
29	27	75	64	6837	7986	7433	8028
29	27	75	70	6870	8019	7466	8061
29	27	75	76	6907	8056	7503	8098
29	27	75	82	6947	8096	7543	8138
29	27	75	88	6983	8132	7579	8174
29	27	81	58	6868	8114	7512	8154
29	27	81	64	6901	8147	7545	8187
29	27	81	70	6935	8181	7579	8221
29	27	81	76	6973	8219	7617	8259
29	27	81	82	7014	8260	7658	8300
29	27	81	88	7050	8296	7694	8336
29	27	87	58	6942	8284	7633	8322
29	27	87	64	6976	8318	7667	8356
29	27	87	70	7011	8353	7702	8391
29	27	87	76	7048	8390	7739	8428
29	27	87	82	7088	8430	7779	8468
29	27	87	88	7124	8466	7815	8504
35	21	69	58	6690	7744	7238	7786
35	21	69	64	6720	7774	7268	7816
35	21	69	70	6751	7805	7299	7847
35	21	69	76	6779	7833	7327	7875
35	21	69	82	6808	7862	7356	7904
35	21	69	88	6837	7891	7385	7933
35	21	75	58	6774	7923	7370	7965
35	21	75	64	6803	7952	7399	7994
35	21	75	70	6832	7981	7428	8023
35	21	75	76	6862	8011	7458	8053
35	21	75	82	6890	8039	7486	8081
35	21	75	88	6919	8068	7515	8110

If Switch Style (D, M, N or O) is specified, add 134.
If Powerbar (I or P) is specified, add 182.

Pricing is continued on the following page.

Xpress

B F _ L

Full-Modesty Height-Adjustable L-Shape Run-Off – Offset Base (Continued)

DIMENSIONS – INCHES
FOR MM X BY 25.4

PRICING

				1 3/16" (M)			
				GRADE 2 LAMINATE (CONTINUED)			
				UPPER MODESTY FINISH			
				SOURCE LAMINATE	GRADE 2 LAMINATE	FLINTWOOD	
				LOWER MODESTY FINISH			
Da	Db	Wa	Wb	Source Laminate	Grade 2 Laminate	Source Laminate	Flintwood
35	21	81	58	6843	8089	7487	8129
35	21	81	64	6873	8119	7517	8159
35	21	81	70	6904	8150	7548	8190
35	21	81	76	6933	8179	7577	8219
35	21	81	82	6962	8208	7606	8248
35	21	81	88	6991	8237	7635	8277
35	21	87	58	6925	8267	7616	8305
35	21	87	64	6958	8300	7649	8338
35	21	87	70	6987	8329	7678	8367
35	21	87	76	7016	8358	7707	8396
35	21	87	82	7045	8387	7736	8425
35	21	87	88	7075	8417	7766	8455
35	24	75	58	6792	7941	7388	7983
35	24	75	64	6822	7971	7418	8013
35	24	75	70	6856	8005	7452	8047
35	24	75	76	6886	8035	7482	8077
35	24	75	82	6919	8068	7515	8110
35	24	75	88	6956	8105	7552	8147
35	24	81	58	6864	8110	7508	8150
35	24	81	64	6895	8141	7539	8181
35	24	81	70	6925	8171	7569	8211
35	24	81	76	6959	8205	7603	8245
35	24	81	82	6991	8237	7635	8277
35	24	81	88	7024	8270	7668	8310
35	24	87	58	6947	8289	7638	8327
35	24	87	64	6978	8320	7669	8358
35	24	87	70	7009	8351	7700	8389
35	24	87	76	7040	8382	7731	8420
35	24	87	82	7074	8416	7765	8454
35	24	87	88	7109	8451	7800	8489

If Switch Style (D, M, N or O) is specified, add 134.
If Powerbar (I or P) is specified, add 182.

Pricing is continued on the following page.

Xpress

B F _ L

Full-Modesty Height-Adjustable L-Shape Run-Off – Offset Base (Continued)

DIMENSIONS – INCHES
FOR MM X BY 25.4

PRICING

1 3/16" (M)							
FLINTWOOD							
UPPER MODESTY FINISH							
SOURCE LAMINATE				GRADE 2 LAMINATE		FLINTWOOD	
LOWER MODESTY FINISH							
Da	Db	Wa	Wb	Source Laminate	Grade 2 Laminate	Source Laminate	Flintwood
29	21	69	58	8185	9239	8733	9281
29	21	69	64	8268	9322	8816	9364
29	21	69	70	8351	9405	8899	9447
29	21	69	76	8461	9515	9009	9557
29	21	69	82	8545	9599	9093	9641
29	21	69	88	8662	9716	9210	9758
29	21	75	58	8345	9494	8941	9536
29	21	75	64	8427	9576	9023	9618
29	21	75	70	8510	9659	9106	9701
29	21	75	76	8620	9769	9216	9811
29	21	75	82	8705	9854	9301	9896
29	21	75	88	8821	9970	9417	10012
29	21	81	58	8472	9718	9116	9758
29	21	81	64	8554	9800	9198	9840
29	21	81	70	8637	9883	9281	9923
29	21	81	76	8747	9993	9391	10033
29	21	81	82	8831	10077	9475	10117
29	21	81	88	8949	10195	9593	10235
29	21	87	58	8602	9944	9293	9982
29	21	87	64	8684	10026	9375	10064
29	21	87	70	8767	10109	9458	10147
29	21	87	76	8877	10219	9568	10257
29	21	87	82	8961	10303	9652	10341
29	21	87	88	9078	10420	9769	10458
29	24	75	58	8373	9522	8969	9564
29	24	75	64	8460	9609	9056	9651
29	24	75	70	8573	9722	9169	9764
29	24	75	76	8660	9809	9256	9851
29	24	75	82	8783	9932	9379	9974
29	24	75	88	8870	10019	9466	10061
29	24	81	58	8500	9746	9144	9786
29	24	81	64	8585	9831	9229	9871
29	24	81	70	8701	9947	9345	9987
29	24	81	76	8787	10033	9431	10073
29	24	81	82	8911	10157	9555	10197
29	24	81	88	8997	10243	9641	10283

If Switch Style (D, M, N or O) is specified, add 134.
If Powerbar (I or P) is specified, add 182.

Pricing is continued on the following page.

Xpress

B F _ L

Full-Modesty Height-Adjustable L-Shape Run-Off – Offset Base (Continued)

DIMENSIONS – INCHES
FOR MM X BY 25.4

PRICING

1 3/16" (M)

FLINTWOOD (CONTINUED)

UPPER MODESTY FINISH

				SOURCE LAMINATE	GRADE 2 LAMINATE	FLINTWOOD	
				LOWER MODESTY FINISH			
Da	**Db**	**Wa**	**Wb**	**Source Laminate**	**Grade 2 Laminate**	**Source Laminate**	**Flintwood**
29	24	87	58	8630	9972	9321	10010
29	24	87	64	8715	10057	9406	10095
29	24	87	70	8830	10172	9521	10210
29	24	87	76	8916	10258	9607	10296
29	24	87	82	9040	10382	9731	10420
29	24	87	88	9126	10468	9817	10506
29	27	75	58	8400	9549	8996	9591
29	27	75	64	8520	9669	9116	9711
29	27	75	70	8610	9759	9206	9801
29	27	75	76	8736	9885	9332	9927
29	27	75	82	8828	9977	9424	10019
29	27	75	88	8935	10084	9531	10126
29	27	81	58	8525	9771	9169	9811
29	27	81	64	8644	9890	9288	9930
29	27	81	70	8738	9984	9382	10024
29	27	81	76	8863	10109	9507	10149
29	27	81	82	8953	10199	9597	10239
29	27	81	88	9062	10308	9706	10348
29	27	87	58	8655	9997	9346	10035
29	27	87	64	8774	10116	9465	10154
29	27	87	70	8866	10208	9557	10246
29	27	87	76	8993	10335	9684	10373
29	27	87	82	9083	10425	9774	10463
29	27	87	88	9190	10532	9881	10570
35	21	69	58	8291	9345	8839	9387
35	21	69	64	8389	9443	8937	9485
35	21	69	70	8471	9525	9019	9567
35	21	69	76	8554	9608	9102	9650
35	21	69	82	8664	9718	9212	9760
35	21	69	88	8747	9801	9295	9843
35	21	75	58	8431	9580	9027	9622
35	21	75	64	8528	9677	9124	9719
35	21	75	70	8611	9760	9207	9802
35	21	75	76	8693	9842	9289	9884
35	21	75	82	8804	9953	9400	9995
35	21	75	88	8888	10037	9484	10079

If Switch Style (D, M, N or O) is specified, add 134.
If Powerbar (I or P) is specified, add 182.

Pricing is continued on the following page.

Xpress

B F _ L

Full-Modesty Height-Adjustable L-Shape Run-Off – Offset Base (Continued)

DIMENSIONS – INCHES
FOR MM X BY 25.4

PRICING

1 3/16" (M)							
FLINTWOOD (CONTINUED)							
UPPER MODESTY FINISH							
SOURCE LAMINATE				GRADE 2 LAMINATE		FLINTWOOD	
LOWER MODESTY FINISH							
Da	Db	Wa	Wb	Source Laminate	Grade 2 Laminate	Source Laminate	Flintwood
35	21	81	58	8609	9855	9253	9895
35	21	81	64	8704	9950	9348	9990
35	21	81	70	8788	10034	9432	10074
35	21	81	76	8870	10116	9514	10156
35	21	81	82	8981	10227	9625	10267
35	21	81	88	9065	10311	9709	10351
35	21	87	58	8751	10093	9442	10131
35	21	87	64	8845	10187	9536	10225
35	21	87	70	8930	10272	9621	10310
35	21	87	76	9013	10355	9704	10393
35	21	87	82	9122	10464	9813	10502
35	21	87	88	9205	10547	9896	10585
35	24	75	58	8453	9602	9049	9644
35	24	75	64	8556	9705	9152	9747
35	24	75	70	8644	9793	9240	9835
35	24	75	76	8758	9907	9354	9949
35	24	75	82	8843	9992	9439	10034
35	24	75	88	8967	10116	9563	10158
35	24	81	58	8630	9876	9274	9916
35	24	81	64	8733	9979	9377	10019
35	24	81	70	8820	10066	9464	10106
35	24	81	76	8934	10180	9578	10220
35	24	81	82	9019	10265	9663	10305
35	24	81	88	9142	10388	9786	10428
35	24	87	58	8772	10114	9463	10152
35	24	87	64	8874	10216	9565	10254
35	24	87	70	8962	10304	9653	10342
35	24	87	76	9076	10418	9767	10456
35	24	87	82	9161	10503	9852	10541
35	24	87	88	9286	10628	9977	10666

If Switch Style (D, M, N or O) is specified, add 134.
If Powerbar (I or P) is specified, add 182.

Pricing is continued on the following page.

Xpress

B F _ L

Full-Modesty Height-Adjustable L-Shape Run-Off – Offset Base (Continued)

DIMENSIONS – INCHES
FOR MM X BY 25.4

PRICING

				1 3/16" KNIFE EDGE (V)			
				FOUNDATION LAMINATE		GRADE 2 LAMINATE	
				UPPER MODESTY FINISH			
				SOURCE LAMINATE	GRADE 2 LAMINATE	SOURCE LAMINATE	GRADE 2 LAMINATE
				LOWER MODESTY FINIS- -			
Da	Db	Wa	Wb	Source Laminate	Grade 2 Laminate	Source Laminate	Grade 2 Laminate
29	21	69	58	6651	7705	6876	7930
29	21	69	64	6676	7730	6913	7967
29	21	69	70	6699	7753	6946	8000
29	21	69	76	6722	7776	6980	8034
29	21	69	82	6744	7798	7014	8068
29	21	69	88	6769	7823	7049	8103
29	21	75	58	6718	7867	6960	8109
29	21	75	64	6741	7890	6993	8142
29	21	75	70	6767	7916	7030	8179
29	21	75	76	6789	7938	7063	8212
29	21	75	82	6813	7962	7097	8246
29	21	75	88	6838	7987	7133	8282
29	21	81	58	6780	8026	7036	8282
29	21	81	64	6804	8050	7071	8317
29	21	81	70	6827	8073	7104	8350
29	21	81	76	6852	8098	7140	8386
29	21	81	82	6874	8120	7174	8420
29	21	81	88	6897	8143	7207	8453
29	21	87	58	6849	8191	7121	8463
29	21	87	64	6873	8215	7155	8497
29	21	87	70	6898	8240	7191	8533
29	21	87	76	6920	8262	7224	8566
29	21	87	82	6944	8286	7258	8600
29	21	87	88	6969	8311	7295	8637
29	24	75	58	6735	7884	6984	8133
29	24	75	64	6760	7909	7021	8170
29	24	75	70	6783	7932	7056	8205
29	24	75	76	6809	7958	7095	8244
29	24	75	82	6839	7988	7138	8287
29	24	75	88	6863	8012	7174	8323
29	24	81	58	6796	8042	7060	8306
29	24	81	64	6819	8065	7095	8341
29	24	81	70	6845	8091	7133	8379
29	24	81	76	6871	8117	7172	8418
29	24	81	82	6898	8144	7211	8457
29	24	81	88	6925	8171	7251	8497

If Switch Style (D, M, N or O) is specified, add 134.
If Powerbar (I or P) is specified, add 182.

Pricing is continued on the following page.

Xpress

B F _ L

Full-Modesty Height-Adjustable L-Shape Run-Off – Offset Base (Continued)

DIMENSIONS – INCHES
FOR MM X BY 25.4

PRICING

				1 3/16" KNIFE EDGE (V)			
				FOUNDATION LAMINATE (CONTINUED)		GRADE 2 LAMINATE (CONTINUED)	
				UPPER MODESTY FINISH			
				SOURCE LAMINATE	GRADE 2 LAMINATE	SOURCE LAMINATE	GRADE 2 LAMINATE
				LOWER MODESTY FINISH			
Da	Db	Wa	Wb	Source Laminate	Grade 2 Laminate	Source Laminate	Grade 2 Laminate
29	24	87	58	6866	8208	7145	8487
29	24	87	64	6891	8233	7182	8524
29	24	87	70	6913	8255	7217	8559
29	24	87	76	6941	8283	7257	8599
29	24	87	82	6969	8311	7298	8640
29	24	87	88	6994	8336	7335	8677
29	27	75	58	6749	7898	7004	8153
29	27	75	64	6776	7925	7046	8195
29	27	75	70	6801	7950	7084	8233
29	27	75	76	6829	7978	7126	8275
29	27	75	82	6860	8009	7172	8321
29	27	75	88	6887	8036	7212	8361
29	27	81	58	6811	8057	7082	8328
29	27	81	64	6836	8082	7121	8367
29	27	81	70	6861	8107	7159	8405
29	27	81	76	6890	8136	7203	8449
29	27	81	82	6922	8168	7249	8495
29	27	81	88	6949	8195	7290	8536
29	27	87	58	6881	8223	7167	8509
29	27	87	64	6907	8249	7206	8548
29	27	87	70	6932	8274	7246	8588
29	27	87	76	6961	8303	7288	8630
29	27	87	82	6991	8333	7333	8675
29	27	87	88	7019	8361	7375	8717
35	21	69	58	6628	7682	6879	7933
35	21	69	64	6652	7706	6914	7968
35	21	69	70	6677	7731	6949	8003
35	21	69	76	6700	7754	6983	8037
35	21	69	82	6723	7777	7017	8071
35	21	69	88	6746	7800	7051	8105
35	21	75	58	6703	7852	6972	8121
35	21	75	64	6727	7876	7006	8155
35	21	75	70	6751	7900	7041	8190
35	21	75	76	6775	7924	7076	8225
35	21	75	82	6797	7946	7109	8258
35	21	75	88	6820	7969	7144	8293

If Switch Style (D, M, N or O) is specified, add 134.
If Powerbar (I or P) is specified, add 182.

Pricing is continued on the following page.

Xpress

B F _ L

Full-Modesty Height-Adjustable L-Shape Run-Off – Offset Base (Continued)

DIMENSIONS – INCHES
FOR MM X BY 25.4

PRICING

				1 3/16" KNIFE EDGE (V)			
				FOUNDATION LAMINATE (CONTINUED)		GRADE 2 LAMINATE (CONTINUED)	
				UPPER MODESTY FINISH			
				SOURCE LAMINATE	GRADE 2 LAMINATE	SOURCE LAMINATE	GRADE 2 LAMINATE
				LOWER MODESTY FINIS- -			
Da	Db	Wa	Wb	Source Laminate	Grade 2 Laminate	Source Laminate	Grade 2 Laminate
35	21	81	58	6765	8011	7052	8298
35	21	81	64	6790	8036	7088	8334
35	21	81	70	6814	8060	7123	8369
35	21	81	76	6838	8084	7157	8403
35	21	81	82	6861	8107	7192	8438
35	21	81	88	6885	8131	7226	8472
35	21	87	58	6840	8182	7145	8487
35	21	87	64	6866	8208	7182	8524
35	21	87	70	6890	8232	7217	8559
35	21	87	76	6913	8255	7251	8593
35	21	87	82	6937	8279	7285	8627
35	21	87	88	6961	8303	7321	8663
35	24	75	58	6719	7868	6994	8143
35	24	75	64	6742	7891	7029	8178
35	24	75	70	6768	7917	7068	8217
35	24	75	76	6791	7940	7103	8252
35	24	75	82	6817	7966	7142	8291
35	24	75	88	6846	7995	7183	8332
35	24	81	58	6783	8029	7076	8322
35	24	81	64	6807	8053	7113	8359
35	24	81	70	6830	8076	7148	8394
35	24	81	76	6856	8102	7186	8432
35	24	81	82	6882	8128	7224	8470
35	24	81	88	6908	8154	7262	8508
35	24	87	58	6859	8201	7170	8512
35	24	87	64	6883	8225	7206	8548
35	24	87	70	6906	8248	7242	8584
35	24	87	76	6930	8272	7278	8620
35	24	87	82	6957	8299	7317	8659
35	24	87	88	6985	8327	7358	8700

If Switch Style (D, M, N or O) is specified, add 134.
If Powerbar (I or P) is specified, add 182.

Pricing is continued on the following page.

Xpress

B F _ L

Full-Modesty Height-Adjustable L-Shape Run-Off – Offset Base (Continued)

DIMENSIONS – INCHES
FOR MM X BY 25.4

PRICING

				1 9/16" (X)					
				FOUNDATION LAMINATE			FLINTWOOD		
				UPPER MODESTY FINISH					
				SOURCE LAMINATE	FLINTWOOD		SOURCE LAMINATE	FLINTWOOD	
				LOWER MODESTY FINISH					
Da	Db	Wa	Wb	Source Laminate	Source Laminate	Flintwood	Source Laminate	Source Laminate	Flintwood
29	21	69	58	6624	7172	7720	8391	8939	9487
29	21	69	64	6648	7196	7744	8484	9032	9580
29	21	69	70	6675	7223	7771	8577	9125	9673
29	21	69	76	6701	7249	7797	8698	9246	9794
29	21	69	82	6728	7276	7824	8789	9337	9885
29	21	69	88	6754	7302	7850	8918	9466	10014
29	21	75	58	6696	7292	7887	8562	9158	9753
29	21	75	64	6719	7315	7910	8657	9253	9848
29	21	75	70	6746	7342	7937	8750	9346	9941
29	21	75	76	6772	7368	7963	8870	9466	10061
29	21	75	82	6800	7396	7991	8963	9559	10154
29	21	75	88	6826	7422	8017	9092	9688	10283
29	21	81	58	6758	7402	8044	8701	9345	9987
29	21	81	64	6783	7427	8069	8794	9438	10080
29	21	81	70	6810	7454	8096	8887	9531	10173
29	21	81	76	6836	7480	8122	9007	9651	10293
29	21	81	82	6862	7506	8148	9101	9745	10387
29	21	81	88	6888	7532	8174	9229	9873	10515
29	21	87	58	6829	7520	8209	8843	9534	10223
29	21	87	64	6854	7545	8234	8938	9629	10318
29	21	87	70	6881	7572	8261	9029	9720	10409
29	21	87	76	6907	7598	8287	9150	9841	10530
29	21	87	82	6933	7624	8313	9242	9933	10622
29	21	87	88	6959	7650	8339	9371	10062	10751
29	24	75	58	6715	7311	7906	8597	9193	9788
29	24	75	64	6744	7340	7935	8694	9290	9885
29	24	75	70	6772	7368	7963	8819	9415	10010
29	24	75	76	6803	7399	7994	8918	9514	10109
29	24	75	82	6832	7428	8023	9052	9648	10243
29	24	75	88	6861	7457	8052	9150	9746	10341
29	24	81	58	6779	7423	8065	8734	9378	10020
29	24	81	64	6808	7452	8094	8833	9477	10119
29	24	81	70	6836	7480	8122	8956	9600	10242
29	24	81	76	6865	7509	8151	9055	9699	10341
29	24	81	82	6895	7539	8181	9190	9834	10476
29	24	81	88	6923	7567	8209	9286	9930	10572

If Switch Style (D, M, N or O) is specified, add 134.
If Powerbar (I or P) is specified, add 182.

Pricing is continued on the following page.

Xpress

B F _ L

Full-Modesty Height-Adjustable L-Shape Run-Off – Offset Base (Continued)

DIMENSIONS – INCHES
FOR MM X BY 25.4

PRICING

				1 9/16" (X)					
				FOUNDATION LAMINATE (CONTINUED)			FLINTWOOD (CONTINUED)		
				UPPER MODESTY FINISH					
				SOURCE LAMINATE	FLINTWOOD		SOURCE LAMINATE	FLINTWOOD	
				LOWER MODESTY FINISH					
Da	Db	Wa	Wb	Source Laminate	Source Laminate	Flintwood	Source Laminate	Source Laminate	Flintwood
29	24	87	58	6849	7540	8229	8877	9568	10257
29	24	87	64	6876	7567	8256	8976	9667	10356
29	24	87	70	6907	7598	8287	9100	9791	10480
29	24	87	76	6936	7627	8316	9199	9890	10579
29	24	87	82	6966	7657	8346	9332	10023	10712
29	24	87	88	6994	7685	8374	9429	10120	10809
29	27	75	58	6735	7331	7926	8629	9225	9820
29	27	75	64	6767	7363	7958	8760	9356	9951
29	27	75	70	6800	7396	7991	8861	9457	10052
29	27	75	76	6832	7428	8023	9002	9598	10193
29	27	75	82	6865	7461	8056	9104	9700	10295
29	27	75	88	6895	7491	8086	9225	9821	10416
29	27	81	58	6796	7440	8082	8766	9410	10052
29	27	81	64	6830	7474	8116	8898	9542	10184
29	27	81	70	6862	7506	8148	8999	9643	10285
29	27	81	76	6895	7539	8181	9140	9784	10426
29	27	81	82	6926	7570	8212	9242	9886	10528
29	27	81	88	6959	7603	8245	9364	10008	10650
29	27	87	58	6867	7558	8247	8910	9601	10290
29	27	87	64	6899	7590	8279	9041	9732	10421
29	27	87	70	6933	7624	8313	9143	9834	10523
29	27	87	76	6966	7657	8346	9284	9975	10664
29	27	87	82	6997	7688	8377	9385	10076	10765
29	27	87	88	7028	7719	8408	9506	10197	10886
35	21	69	58	6616	7164	7712	8519	9067	9615
35	21	69	64	6644	7192	7740	8624	9172	9720
35	21	69	70	6670	7218	7766	8719	9267	9815
35	21	69	76	6694	7242	7790	8811	9359	9907
35	21	69	82	6722	7270	7818	8932	9480	10028
35	21	69	88	6746	7294	7842	9024	9572	10120
35	21	75	58	6691	7287	7882	8675	9271	9866
35	21	75	64	6717	7313	7908	8781	9377	9972
35	21	75	70	6744	7340	7935	8873	9469	10064
35	21	75	76	6769	7365	7960	8967	9563	10158
35	21	75	82	6797	7393	7988	9088	9684	10279
35	21	75	88	6822	7418	8013	9180	9776	10371

If Switch Style (D, M, N or O) is specified, add 134.
If Powerbar (I or P) is specified, add 182.

Pricing is continued on the following page.

Xpress

B F _ L

Full-Modesty Height-Adjustable L-Shape Run-Off – Offset Base (Continued)

DIMENSIONS – INCHES
FOR MM X BY 25.4

PRICING

				1 9/16" (X)					
				FOUNDATION LAMINATE (CONTINUED)			FLINTWOOD (CONTINUED)		
				UPPER MODESTY FINISH					
				SOURCE LAMINATE	FLINTWOOD		SOURCE LAMINATE	FLINTWOOD	
				LOWER MODESTY FINISH					
Da	Db	Wa	Wb	Source Laminate	Source Laminate	Flintwood	Source Laminate	Source Laminate	Flintwood
35	21	81	58	6759	7403	8045	8867	9511	10153
35	21	81	64	6786	7430	8072	8973	9617	10259
35	21	81	70	6812	7456	8098	9067	9711	10353
35	21	81	76	6838	7482	8124	9160	9804	10446
35	21	81	82	6864	7508	8150	9281	9925	10567
35	21	81	88	6891	7535	8177	9372	10016	10658
35	21	87	58	6837	7528	8217	9022	9713	10402
35	21	87	64	6862	7553	8242	9127	9818	10507
35	21	87	70	6889	7580	8269	9222	9913	10602
35	21	87	76	6914	7605	8294	9315	10006	10695
35	21	87	82	6942	7633	8322	9436	10127	10816
35	21	87	88	6967	7658	8347	9528	10219	10908
35	24	75	58	6709	7305	7900	8701	9297	9892
35	24	75	64	6739	7335	7930	8813	9409	10004
35	24	75	70	6767	7363	7958	8913	9509	10104
35	24	75	76	6797	7393	7988	9037	9633	10228
35	24	75	82	6826	7422	8017	9135	9731	10326
35	24	75	88	6855	7451	8046	9271	9867	10462
35	24	81	58	6778	7422	8064	8893	9537	10179
35	24	81	64	6808	7452	8094	9006	9650	10292
35	24	81	70	6835	7479	8121	9105	9749	10391
35	24	81	76	6864	7508	8150	9229	9873	10515
35	24	81	82	6894	7538	8180	9327	9971	10613
35	24	81	88	6923	7567	8209	9463	10107	10749
35	24	87	58	6854	7545	8234	9049	9740	10429
35	24	87	64	6884	7575	8264	9161	9852	10541
35	24	87	70	6912	7603	8292	9260	9951	10640
35	24	87	76	6942	7633	8322	9384	10075	10764
35	24	87	82	6971	7662	8351	9483	10174	10863
35	24	87	88	7000	7691	8380	9618	10309	10998

If Switch Style (D, M, N or O) is specified, add 134.
If Powerbar (I or P) is specified, add 182.

Xpress

B F _ U

Full-Modesty Height-Adjustable Desk for U-Shape Workstation – Offset Bases

One Table
One Plug

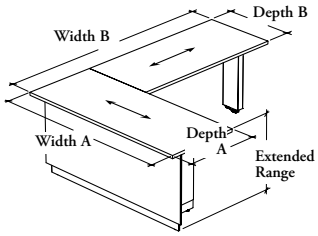

This height-adjustable desk for U-shape workstation allows to work at seated and standing positions. It offer a executive desk look with complete privacy by its full height modesty and the recessed Offset Base accentuate the intriguing flooting look. The desk must only be mounted on a Workwall Credenza (BSMHLR or BSMCHR) or a High Secondary Desk (BH_SR) at one end and is supported by two Offset Bases at the other.

WHAT'S INCLUDED
2 worksurfaces, 2 height-adjustable offset bases with levelers, 2 modesty panels, 2 height-adjustable mechanisms with supports and wire management, 1 power tray, 1 wire management kit, 1 switch for height-adjustable mechanism (as specified), 1 integrated powerbar (as specified), diamond and/or square cut-out(s) (if applicable), and mounting hardware.

WHAT'S EXCLUDED
Workwall Credenzas, High Secondary Desk, Duo Grommet – Square and Rectangular Grommet.

NOTES
For more information about Integrated Powerbar with IEC Outlet option (P), refer to One Table One Plug Application Guide in Complements: Teknion's Ergonomics & Accessories Programm.

Not all Thickness, Finish, Style or Color options are available. Refer to the Application Guide for more details.

Not all product options are available as Xpress, Please see Xpress catalogue and/or specification software for details.

PRODUCT OPTIONS

Worksurface Thickness	Configuration	Depth A	Depth B	Width A	Width B	Cut-Out Style	Configuration	Powerbar
M 1 3/16" **X** 1 9/16" **V** 1 3/16" Knife Edge	**K** Mid-Height **H** High Secondary	29, 35	23, 29	71, 77, 83, 89	093, 099, 105	**N** No Cut-Out (Shown) **0** Offset – Diamond Cut-Out **1** Offset – Square Cut-Out **2** Offset – Square & Diamond Cut-Outs	**L** Left Handed (Shown) **R** Right Handed	**N** None Powerbar **I** Integrated Powerbar **P** Integrated Powerbar with IEC Outlet

SAMPLE ORDER CODE

BFMU	K	29	29	77	099	1	R	N

PRODUCT OPTIONS CONTINUED

Range	Switch		Worksurface Finish	Edge Trim Style	Edge Trim Finish	Upper Modesty Finish	Lower Modesty Finish	Base Finish
E Extended Range – 26" to 48" (Mid) **E** Extended Range – 29" to 48" (High)	**D** Display with Up/Down Memory **F** Toggle Up/Down – Platinum **G** Toggle Up/Down – Crisp Grey **H** Toggle Up/Down – Anthracite	**M** Display Toggle with Memory – Platinum **N** Display Toggle with Memory– Crisp Grey **O** Display Toggle with Memory – Anthracite	Foundation Laminate Grade 2 Laminate (No Accents) Flintwood (No Cathedral)	**6** Straight Trim (3mm) **8** Flat Trim (1.5mm) **9** Flintwood Flat Trim **F** Full Knife Trim	Edge Trim Colors (for trim style 6, 8 and F)	Source Laminate Grade 2 Laminate (No Accents) Flintwood (No Cathedral)	Source Laminate Grade 2 Laminate (No Accents) Flintwood (No Cathedral)	Foundation Mica

SAMPLE ORDER CODE CONTINUED

E	D	2D	6	4D	3D	3D	83

See Pricing on the following page.

Xpress

B F _ U

Full-Modesty Height-Adjustable Desk for U-Shape Workstation – Offset Bases (Continued)

DIMENSIONS – INCHES
FOR MM X BY 25.4

PRICING

				1 3/16" (M)			
				FOUNDATION LAMINATE			
				UPPER MODESTY FINISH			
				SOURCE LAMINATE	GRADE 2 LAMINATE	FLINTWOOD	
				LOWER MODESTY FINISH			
Da	Db	Wa	Wb	Source Laminate	Grade 2 Laminate	Source Laminate	Flintwood
29	23	71	93	6959	7997	7507	8055
29	23	71	99	6985	8023	7533	8081
29	23	71	105	7010	8048	7558	8106
29	23	77	93	7005	8139	7601	8196
29	23	77	99	7032	8166	7628	8223
29	23	77	105	7057	8191	7653	8248
29	23	83	93	7047	8276	7691	8333
29	23	83	99	7073	8302	7717	8359
29	23	83	105	7099	8328	7743	8385
29	23	89	93	7099	8424	7790	8479
29	23	89	99	7124	8449	7815	8504
29	23	89	105	7148	8473	7839	8528
29	29	77	93	7005	8139	7601	8196
29	29	77	99	7032	8166	7628	8223
29	29	77	105	7057	8191	7653	8248
29	29	83	93	7047	8276	7691	8333
29	29	83	99	7073	8302	7717	8359
29	29	83	105	7099	8328	7743	8385
29	29	89	93	7099	8424	7790	8479
29	29	89	99	7124	8449	7815	8504
29	29	89	105	7148	8473	7839	8528
35	23	71	93	7231	8269	7779	8327
35	23	71	99	7263	8301	7811	8359
35	23	71	105	7291	8329	7839	8387
35	23	77	93	7288	8422	7884	8479
35	23	77	99	7318	8452	7914	8509
35	23	77	105	7349	8483	7945	8540
35	23	83	93	7332	8561	7976	8618
35	23	83	99	7363	8592	8007	8649
35	23	83	105	7392	8621	8036	8678
35	23	89	93	7387	8712	8078	8767
35	23	89	99	7418	8743	8109	8798
35	23	89	105	7447	8772	8138	8827

If Switch Style (D, M, N or O) is specified, add 134.
If Powerbar (I or P) is specified, add 182.

Pricing is continued on the following page.

Xpress

B F _ U

Full-Modesty Height-Adjustable Desk for U-Shape Workstation – Offset Bases (Continued)

DIMENSIONS – INCHES
FOR MM X BY 25.4

PRICING

1 3/16" (M)

FOUNDATION LAMINATE (CONTINUED)

UPPER MODESTY FINISH

SOURCE LAMINATE	GRADE 2 LAMINATE	FLINTWOOD

LOWER MODESTY FINISH

Da	Db	Wa	Wb	Source Laminate	Grade 2 Laminate	Source Laminate	Flintwood
35	29	77	93	7288	8422	7884	8479
35	29	77	99	7318	8452	7914	8509
35	29	77	105	7349	8483	7945	8540
35	29	83	93	7332	8561	7976	8618
35	29	83	99	7363	8592	8007	8649
35	29	83	105	7392	8621	8036	8678
35	29	89	93	7387	8712	8078	8767
35	29	89	99	7418	8743	8109	8798
35	29	89	105	7447	8772	8138	8827

GRADE 2 LAMINATE

UPPER MODESTY FINISH

SOURCE LAMINATE	GRADE 2 LAMINATE	FLINTWOOD

LOWER MODESTY FINISH

				Source Laminate	Grade 2 Laminate	Source Laminate	Flintwood
29	23	71	93	7264	8302	7812	8360
29	23	71	99	7302	8340	7850	8398
29	23	71	105	7339	8377	7887	8435
29	23	77	93	7326	8460	7922	8517
29	23	77	99	7365	8499	7961	8556
29	23	77	105	7402	8536	7998	8593
29	23	83	93	7383	8612	8027	8669
29	23	83	99	7420	8649	8064	8706
29	23	83	105	7458	8687	8102	8744
29	23	89	93	7450	8775	8141	8830
29	23	89	99	7486	8811	8177	8866
29	23	89	105	7522	8847	8213	8902
29	29	77	93	7359	8493	7955	8550
29	29	77	99	7401	8535	7997	8592
29	29	77	105	7441	8575	8037	8632
29	29	83	93	7415	8644	8059	8701
29	29	83	99	7457	8686	8101	8743
29	29	83	105	7497	8726	8141	8783
29	29	89	93	7483	8808	8174	8863
29	29	89	99	7522	8847	8213	8902
29	29	89	105	7562	8887	8253	8942

If Switch Style (D, M, N or O) is specified, add 134.
If Powerbar (I or P) is specified, add 182.

Pricing is continued on the following page.

Xpress

B F _ U

Full-Modesty Height-Adjustable Desk for U-Shape Workstation – Offset Bases (Continued)

DIMENSIONS – INCHES
FOR MM X BY 25.4

PRICING

1 3/16" (M)

GRADE 2 LAMINATE (CONTINUED)

UPPER MODESTY FINISH

SOURCE LAMINATE	GRADE 2 LAMINATE	FLINTWOOD

LOWER MODESTY FINISH

Da	Db	Wa	Wb	Source Laminate	Grade 2 Laminate	Source Laminate	Flintwood
35	23	71	93	7562	8600	8110	8658
35	23	71	99	7606	8644	8154	8702
35	23	71	105	7645	8683	8193	8741
35	23	77	93	7637	8771	8233	8828
35	23	77	99	7678	8812	8274	8869
35	23	77	105	7721	8855	8317	8912
35	23	83	93	7698	8927	8342	8984
35	23	83	99	7742	8971	8386	9028
35	23	83	105	7782	9011	8426	9068
35	23	89	93	7772	9097	8463	9152
35	23	89	99	7815	9140	8506	9195
35	23	89	105	7856	9181	8547	9236
35	29	77	93	7667	8801	8263	8858
35	29	77	99	7712	8846	8308	8903
35	29	77	105	7757	8891	8353	8948
35	29	83	93	7728	8957	8372	9014
35	29	83	99	7775	9004	8419	9061
35	29	83	105	7819	9048	8463	9105
35	29	89	93	7802	9127	8493	9182
35	29	89	99	7848	9173	8539	9228
35	29	89	105	7893	9218	8584	9273

FLINTWOOD

UPPER MODESTY FINISH

SOURCE LAMINATE	GRADE 2 LAMINATE	FLINTWOOD

LOWER MODESTY FINISH

				Source Laminate	Grade 2 Laminate	Source Laminate	Flintwood
29	23	71	93	9402	10440	9950	10498
29	23	71	99	9534	10572	10082	10630
29	23	71	105	9631	10669	10179	10727
29	23	77	93	9544	10678	10140	10735
29	23	77	99	9675	10809	10271	10866
29	23	77	105	9773	10907	10369	10964
29	23	83	93	9653	10882	10297	10939
29	23	83	99	9784	11013	10428	11070
29	23	83	105	9880	11109	10524	11166

If Switch Style (D, M, N or O) is specified, add 134.
If Powerbar (I or P) is specified, add 182.

Pricing is continued on the following page.

Xpress

B F _ U

Full-Modesty Height-Adjustable Desk for U-Shape Workstation – Offset Bases (Continued)

DIMENSIONS – INCHES
FOR MM X BY 25.4

PRICING

				1 3/16" (M)			
				FLINTWOOD (CONTINUED)			
				UPPER MODESTY FINISH			
				SOURCE LAMINATE	GRADE 2 LAMINATE	FLINTWOOD	
				LOWER MODESTY FINISH			
Da	Db	Wa	Wb	Source Laminate	Grade 2 Laminate	Source Laminate	Flintwood
29	23	89	93	9762	11087	10453	11142
29	23	89	99	9894	11219	10585	11274
29	23	89	105	9991	11316	10682	11371
29	29	77	93	9544	10678	10140	10735
29	29	77	99	9675	10809	10271	10866
29	29	77	105	9773	10907	10369	10964
29	29	83	93	9653	10882	10297	10939
29	29	83	99	9784	11013	10428	11070
29	29	83	105	9880	11109	10524	11166
29	29	89	93	9762	11087	10453	11142
29	29	89	99	9894	11219	10585	11274
29	29	89	105	9991	11316	10682	11371
35	23	71	93	9644	10682	10192	10740
35	23	71	99	9751	10789	10299	10847
35	23	71	105	9891	10929	10439	10987
35	23	77	93	9767	10901	10363	10958
35	23	77	99	9872	11006	10468	11063
35	23	77	105	10012	11146	10608	11203
35	23	83	93	9925	11154	10569	11211
35	23	83	99	10031	11260	10675	11317
35	23	83	105	10171	11400	10815	11457
35	23	89	93	10047	11372	10738	11427
35	23	89	99	10154	11479	10845	11534
35	23	89	105	10295	11620	10986	11675
35	29	77	93	9767	10901	10363	10958
35	29	77	99	9872	11006	10468	11063
35	29	77	105	10012	11146	10608	11203
35	29	83	93	9925	11154	10569	11211
35	29	83	99	10031	11260	10675	11317
35	29	83	105	10171	11400	10815	11457
35	29	89	93	10047	11372	10738	11427
35	29	89	99	10154	11479	10845	11534
35	29	89	105	10295	11620	10986	11675

If Switch Style (D, M, N or O) is specified, add 134.
If Powerbar (I or P) is specified, add 182.

Pricing is continued on the following page.

Xpress

B F _ U

Full-Modesty Height-Adjustable Desk for U-Shape Workstation – Offset Bases (Continued)

DIMENSIONS – INCHES
FOR MM X BY 25.4

PRICING

				1 3/16" KNIFE EDGE (V)			
				FOUNDATION LAMINATE		GRADE 2 LAMINATE	
				UPPER MODESTY FINISH			
				SOURCE LAMINATE	GRADE 2 LAMINATE	SOURCE LAMINATE	GRADE 2 LAMINATE
				LOWER MODESTY FINIS--			
Da	Db	Wa	Wb	Source Laminate	Grade 2 Laminate	Source Laminate	Grade 2 Laminate
29	23	71	93	7162	8200	7468	8506
29	23	71	99	7194	8232	7511	8549
29	23	71	105	7224	8262	7554	8592
29	23	77	93	7220	8354	7540	8674
29	23	77	99	7252	8386	7585	8719
29	23	77	105	7282	8416	7626	8760
29	23	83	93	7272	8501	7608	8837
29	23	83	99	7303	8532	7650	8879
29	23	83	105	7334	8563	7693	8922
29	23	89	93	7334	8659	7685	9010
29	23	89	99	7364	8689	7726	9051
29	23	89	105	7393	8718	7768	9093
29	29	77	93	7220	8354	7573	8707
29	29	77	99	7252	8386	7620	8754
29	29	77	105	7282	8416	7666	8800
29	29	83	93	7272	8501	7640	8869
29	29	83	99	7303	8532	7687	8916
29	29	83	105	7334	8563	7732	8961
29	29	89	93	7334	8659	7718	9043
29	29	89	99	7364	8689	7763	9088
29	29	89	105	7393	8718	7807	9132
35	23	71	93	7435	8473	7766	8804
35	23	71	99	7472	8510	7815	8853
35	23	71	105	7506	8544	7859	8897
35	23	77	93	7503	8637	7851	8985
35	23	77	99	7538	8672	7898	9032
35	23	77	105	7573	8707	7946	9080
35	23	83	93	7557	8786	7923	9152
35	23	83	99	7593	8822	7972	9201
35	23	83	105	7627	8856	8017	9246
35	23	89	93	7622	8947	8007	9332
35	23	89	99	7659	8984	8055	9380
35	23	89	105	7693	9018	8102	9427

If Switch Style (D, M, N or O) is specified, add 134.
If Powerbar (I or P) is specified, add 182.

Pricing is continued on the following page.

Xpress

B F _ U

Full-Modesty Height-Adjustable Desk for U-Shape Workstation – Offset Bases (Continued)

DIMENSIONS – INCHES
FOR MM X BY 25.4

PRICING

1 3/16" KNIFE EDGE (V)

				FOUNDATION LAMINATE (CONTINUED)		GRADE 2 LAMINATE (CONTINUED)	
				UPPER MODESTY FINISH			
				SOURCE LAMINATE	GRADE 2 LAMINATE	SOURCE LAMINATE	GRADE 2 LAMINATE
				LOWER MODESTY FINIS..			
Da	Db	Wa	Wb	Source Laminate	Grade 2 Laminate	Source Laminate	Grade 2 Laminate
35	29	77	93	7503	8637	7881	9015
35	29	77	99	7538	8672	7931	9065
35	29	77	105	7573	8707	7982	9116
35	29	83	93	7557	8786	7953	9182
35	29	83	99	7593	8822	8005	9234
35	29	83	105	7627	8856	8054	9283
35	29	89	93	7622	8947	8037	9362
35	29	89	99	7659	8984	8088	9413
35	29	89	105	7693	9018	8138	9463

1 9/16" (X)

				FOUNDATION LAMINATE			FLINTWOOD		
				UPPER MODESTY FINISH					
				SOURCE LAMINATE	FLINTWOOD		SOURCE LAMINATE	FLINTWOOD	
				LOWER MODESTY FINIS..					
Da	Db	Wa	Wb	Source Laminate	Source Laminate	Flintwood	Source Laminate	Source Laminate	Flintwood
29	23	71	93	7063	7611	8159	9726	10274	10822
29	23	71	99	7100	7648	8196	9872	10420	10968
29	23	71	105	7135	7683	8231	9983	10531	11079
29	23	77	93	7124	7720	8315	9882	10478	11073
29	23	77	99	7160	7756	8351	10026	10622	11217
29	23	77	105	7198	7794	8389	10137	10733	11328
29	23	83	93	7178	7822	8464	10000	10644	11286
29	23	83	99	7212	7856	8498	10144	10788	11430
29	23	83	105	7249	7893	8535	10256	10900	11542
29	23	89	93	7237	7928	8617	10123	10814	11503
29	23	89	99	7273	7964	8653	10269	10960	11649
29	23	89	105	7311	8002	8691	10380	11071	11760
29	29	77	93	7124	7720	8315	9882	10478	11073
29	29	77	99	7160	7756	8351	10026	10622	11217
29	29	77	105	7198	7794	8389	10137	10733	11328
29	29	83	93	7178	7822	8464	10000	10644	11286
29	29	83	99	7212	7856	8498	10144	10788	11430
29	29	83	105	7249	7893	8535	10256	10900	11542

If Switch Style (D, M, N or O) is specified, add 134.
If Powerbar (I or P) is specified, add 182.

Pricing is continued on the following page.

Xpress

B F _ U

Full-Modesty Height-Adjustable Desk for U-Shape Workstation – Offset Bases (Continued)

DIMENSIONS – INCHES
FOR MM X BY 25.4

PRICING

				1 9/16" (X)					
				FOUNDATION LAMINATE (CONTINUED)			FLINTWOOD (CONTINUED)		
				UPPER MODESTY FINISH					
				SOURCE LAMINATE	FLINTWOOD		SOURCE LAMINATE	FLINTWOOD	
				LOWER MODESTY FINIS--					
Da	Db	Wa	Wb	Source Laminate	Source Laminate	Flintwood	Source Laminate	Source Laminate	Flintwood
29	29	89	93	7237	7928	8617	10123	10814	11503
29	29	89	99	7273	7964	8653	10269	10960	11649
29	29	89	105	7311	8002	8691	10380	11071	11760
35	23	71	93	7389	7937	8485	10105	10653	11201
35	23	71	99	7434	7982	8530	10228	10776	11324
35	23	71	105	7477	8025	8573	10386	10934	11482
35	23	77	93	7453	8049	8644	10241	10837	11432
35	23	77	99	7499	8095	8690	10365	10961	11556
35	23	77	105	7541	8137	8732	10523	11119	11714
35	23	83	93	7513	8157	8799	10416	11060	11702
35	23	83	99	7557	8201	8843	10538	11182	11824
35	23	83	105	7601	8245	8887	10700	11344	11986
35	23	89	93	7580	8271	8960	10552	11243	11932
35	23	89	99	7623	8314	9003	10676	11367	12056
35	23	89	105	7668	8359	9048	10835	11526	12215
35	29	77	93	7453	8049	8644	10241	10837	11432
35	29	77	99	7499	8095	8690	10365	10961	11556
35	29	77	105	7541	8137	8732	10523	11119	11714
35	29	83	93	7513	8157	8799	10416	11060	11702
35	29	83	99	7557	8201	8843	10538	11182	11824
35	29	83	105	7601	8245	8887	10700	11344	11986
35	29	89	93	7580	8271	8960	10552	11243	11932
35	29	89	99	7623	8314	9003	10676	11367	12056
35	29	89	105	7668	8359	9048	10835	11526	12215

If Switch Style (D, M, N or O) is specified, add 134.
If Powerbar (I or P) is specified, add 182.

B H _ C R

Height-Adjustable Cantilever Rectangular Run-Off

One Table
One Plug

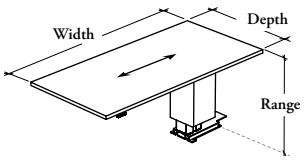

This Height-Adjustable Cantilever Run-Off offers an elevated, executive desk look with sti-to-stand capabilities. It must be installed on the Workwall Module – Height-Adjustable Cantilever Run-Off (BHKHC).

WHAT'S INCLUDED
1 worksurface, 1 height-adjustable cantilever structure with 1 adjustable mechanism, leveling shim kit, 1 power tray, 1 switch for height-adjustable mechanism (as specified), 1 integrated powerbar (as specified), anchors for concret floor and wire management.

WHAT'S EXCLUDED
Workwall Storage for Height-Adjustable Cantilever Run-Off.

NOTES
When Worksurface Thickness (V) is specified, Corner Detail (R) Radius is **not** available.

For more information about Integrated Powerbar with IEC Outlet option (P), refer to One Table One Plug Application Guide in Complements: Teknion's Ergonomics & Accessories Programm.

Not all Thickness, Finish, Style or Color options are available. Refer to the Application Guide for more details.

PRODUCT OPTIONS

Worksurface Thickness	Configuration	Depth	Width	Storage Depth	Corner Detail	Cut-Out Style	Configuration
M 1 3/16"	**K** Mid-Height	28, 34	57, 63, 69, 75, 81, 87	24	**R** Radius	**N** No Cut-Out (Shown)	**L** Left Handed (Shown)
V 1 3/16" Knife Edge					**S** Straight (Shown)		**R** Right Handed

SAMPLE ORDER CODE

BHMCR	K	28	69	24	R	N	L

PRODUCT OPTIONS CONTINUED

Powerbar	Range	Switch		Worksurface Finish	Edge Trim Style	Edge Trim Finish	Base Finish
N None	**E** Extended Range – 26" to 48"	**D** Display with Up/ Down Memory	**M** Display Toggle with Memory – Platinum	Foundation Laminate	**6** Straight Trim (3mm)	Edge Trim Colors (for trim style 6, 8 or F)	Coordinate Colors
I Integrated Powerbar		**F** Toggle Up/Down – Platinum	**N** Display Toggle with Memory – Crisp Grey	Grade 2 Laminate (No Accents)	**8** Flat Trim (1.5mm)		Foundation
P Integrated Powerbar with IEC Outlet		**G** Toggle Up/Down – Crisp Grey	**O** Display Toggle with Memory – Anthracite	Flintwood (No Cathedral)	**9** Flintwood Flat Trim		Mica
		H Toggle Up/Down – Anthracite			**F** Full Knife Trim		

SAMPLE ORDER CODE CONTINUED

N	E	D	RV	6	SS	20

See Pricing on the following page.

B H _ C R

Height-Adjustable Cantilever Rectangular Run-Off (Continued)

DIMENSIONS INCHES / MM | **PRICING**

		24" STORAGE DEPTH				
		1 3/16" (M)			1 3/16" KNIFE EDGE (V)	
D	W	Foundation Laminate	Grade 2 Laminate	Flintwood	Foundation Laminate	Grade 2 Laminate
28 / 711	57 / 1448	5999	6137	6632	6122	6261
28 / 711	63 / 1600	6257	6410	6940	6391	6544
28 / 711	69 / 1753	6306	6473	7039	6450	6618
28 / 711	75 / 1905	7325	7507	8094	7480	7662
28 / 711	81 / 2057	7693	7889	8514	7858	8055
28 / 711	87 / 2210	7742	7953	8615	7918	8129
34 / 864	57 / 1448	6046	6213	6746	6174	6342
34 / 864	63 / 1600	6307	6492	7062	6446	6631
34 / 864	69 / 1753	6360	6562	7167	6509	6712
34 / 864	75 / 1905	7384	7604	8230	7544	7765
34 / 864	81 / 2057	7756	7994	8664	7927	8165
34 / 864	87 / 2210	7809	8065	8779	7990	8246

If Switch Style (D, M, N or O) is specified, add 134.
If Powerbar (I or P) is specified, add 182.

B H _ C P

Height-Adjustable Cantilever Wing Shape Run-Off

One Table
One Plug

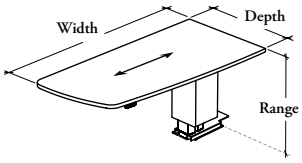

This Height-Adjustable Cantilever Run-Off offers an elevated, executive desk look with sti-to-stand capabilities. It must be installed on the Workwall Module – Height-Adjustable Cantilever Run-Off (BHKHC).

WHAT'S INCLUDED
1 worksurface, 1 height-adjustable cantilever structure with 1 adjustable mechanism, leveling shim kit, 1 power tray, 1 switch for height-adjustable mechanism (as specified), 1 integrated powerbar (as specified), anchors for concret floor and wire management.

WHAT'S EXCLUDED
Workwall Storage for Height-Adjustable Cantilever Run-Off.

NOTES
For more information about Integrated Powerbar with IEC Outlet option (P), refer to One Table One Plug Application Guide in Complements: Teknion's Ergonomics & Accessories Programm.

Not all Thickness, Finish, Style or Color options are available. Refer to the Application Guide for more details.

PRODUCT OPTIONS

Worksurface Thickness	Configuration	Depth	Width	Storage Depth	Cut-Out Style	Configuration
M 1 3/16"	**K** Mid-Height	28, 34	57, 63, 69, 75, 81, 87	24	**N** No Cut-Out (Shown)	**L** Left Handed (Shown) **R** Right Handed

SAMPLE ORDER CODE

BHMCP	K	28	69	24	N	R

PRODUCT OPTIONS CONTINUED

Powerbar	Range	Switch		Worksurface Finish	Edge Trim Style	Edge Trim Finish	Base Finish
N None **I** Integrated Powerbar **P** Integrated Powerbar with IEC Outlet	**E** Extended Range – 26" to 48"	**D** Display with Up/ Down Memory **F** Toggle Up/Down – Platinum **G** Toggle Up/Down – Crisp Grey **H** Toggle Up/Down – Anthracite	**M** Display Toggle with Memory – Platinum **N** Display Toggle with Memory – Crisp Grey **O** Display Toggle with Memory – Anthracite	Foundation Laminate Grade 2 Laminate (No Accents) Flintwood (No Cathedral)	**6** Straight Trim (3mm) **8** Flat Trim (1.5mm) **9** Flintwood Flat Trim	Edge Trim Colors (for trim style 6 or 8)	Coordinate Colors Foundation Mica

SAMPLE ORDER CODE CONTINUED

N	E	D	RV	6	SS	20

See Pricing on the following page.

B H _ C P

Height-Adjustable Cantilever Wing Shape Run-Off (Continued)

DIMENSIONS INCHES / MM

PRICING

D	W	24" STORAGE DEPTH 1 3/16" (M) Foundation Laminate	Grade 2 Laminate	Flintwood
28 / 711	57 / 1448	5999	6137	6632
28 / 711	63 / 1600	6257	6410	6940
28 / 711	69 / 1753	6306	6473	7039
28 / 711	75 / 1905	7325	7507	8094
28 / 711	81 / 2057	7693	7889	8514
28 / 711	87 / 2210	7742	7953	8615
34 / 864	57 / 1448	6046	6213	6746
34 / 864	63 / 1600	6307	6492	7062
34 / 864	69 / 1753	6360	6562	7167
34 / 864	75 / 1905	7384	7604	8230
34 / 864	81 / 2057	7756	7994	8664
34 / 864	87 / 2210	7809	8065	8779

If Switch Style (D, M, N or O) is specified, add 134.
If Powerbar (I or P) is specified, add 182.

Xpress

B H _ R L

Height-Adjustable Rectangular Worksurface

One Table
One Plug

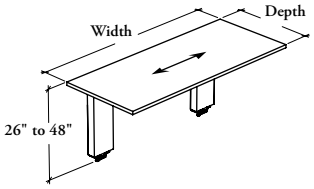

This height-adjustable worksurface allows to work at seated and standing positions. It must only be mounted on a Worwall Kneespace Module (BHKHW or BHKHF).

WHAT'S INCLUDED

1 worksurface, 2 height-adjustable mechanisms with supports and wire management, 1 power tray, 1 wire management kit, 1 switch for height-adjustable mechanism (as specified), 1 integrated powerbar (as specified), 1 rectangular cut-out with grommet (as specified), 1 square cut-out without ring (if applicable), and mounting hardware.

WHAT'S EXCLUDED

Workwall Kneespace Modules.

NOTES

When Worksurface Thickness (V) option is specified, Radius (R) Corner Detail is **not** available.

For more information about Integrated Powerbar with IEC Outlet option (P), refer to One Table One Plug Application Guide in Complements: Teknion's Ergonomics & Accessories Programm.

Not all Thickness, Finish, Style or Color options are available. Refer to the Application Guide for more details.

Not all product options are available as Xpress, Please see Xpress catalogue and/or specification software for details.

PRODUCT OPTIONS

Worksurface Thickness	Configuration	Depth	Width	Corner Detail	Grommet Option	Powerbar
M 1 3/16"	**K** Mid-Height	21, 24, 27	40, 46, 52, 58, 64, 70	**R** Radius	**C** Centered – Rectangular	**I** Integrated Powerbar
X 1 9/16"				**S** Standard (Shown)	**D** Centered – Rectangular (L) & Square (R)	**P** Integrated Powerbar with IEC Outlet
V 1 3/16" Knife Edge					**E** Centered – Square (L) & Rectangular (R)	**N** None
					N No Grommet	

SAMPLE ORDER CODE

BHMRL	K	21	70	S	C	I

PRODUCT OPTIONS CONTINUED

Range	Switch		Worksurface Finish	Edge Trim Style	Edge Trim Finish	Base Finish	Grommet Finish (If Applicable)
E Extended Range – 26" to 48"	**D** Display with Up/ Down Memory	**M** Display Toggle with Memory – Platinum	Foundation Laminate	**6** Straight Trim (3mm)	Edge Trim Colors (for trim style 6, 8 and F)	Coordinate Colors	Foundation
	F Toggle Up/Down – Platinum	**N** Display Toggle with Memory– Crisp Grey	Grade 2 Laminate (No Accents)	**8** Flat Trim (1.5mm)		Foundation	Mica
	G Toggle Up/Down – Crisp Grey	**O** Display Toggle with Memory – Anthracite	Flintwood (No Cathedral)	**9** Flintwood Flat Trim		Mica	
	H Toggle Up/Down – Anthracite			**F** Full Knife Trim			

SAMPLE ORDER CODE CONTINUED

E	D	2D	6	4D	R9	60

See Pricing on the following page.

Xpress

B H _ R L

Height-Adjustable Rectangular Worksurface (Continued)

DIMENSIONS INCHES / MM

PRICING

D	W	1 3/16" (M) Foundation Laminate	1 3/16" (M) Grade 2 Laminate	1 3/16" (M) Flintwood	1 3/16" KNIFE EDGE (V) Foundation Laminate	1 3/16" KNIFE EDGE (V) Grade 2 Laminate	1 9/16" (X) Foundation Laminate	1 9/16" (X) Flintwood
21 / 533	40 / 1016	3192	3265	3717	3264	3336	3249	3768
21 / 533	46 / 1168	3213	3297	3801	3290	3374	3279	3859
21 / 533	52 / 1321	3234	3329	3855	3317	3411	3310	3922
21 / 533	58 / 1473	3248	3354	3946	3335	3441	3331	4020
21 / 533	64 / 1626	3267	3383	4002	3359	3476	3362	4082
21 / 533	70 / 1778	3287	3415	4075	3385	3513	3391	4164
24 / 610	40 / 1016	3205	3288	3779	3282	3365	3275	3838
24 / 610	46 / 1168	3230	3326	3839	3312	3408	3309	3905
24 / 610	52 / 1321	3255	3363	3934	3343	3451	3343	4011
24 / 610	58 / 1473	3270	3390	3995	3362	3483	3368	4078
24 / 610	64 / 1626	3295	3428	4072	3392	3526	3400	4164
24 / 610	70 / 1778	3317	3462	4131	3420	3565	3435	4232
27 / 686	40 / 1016	3220	3313	3816	3302	3396	3301	3881
27 / 686	46 / 1168	3249	3357	3916	3336	3444	3338	3990
27 / 686	52 / 1321	3275	3397	3980	3368	3489	3376	4063
27 / 686	58 / 1473	3294	3430	4058	3391	3528	3401	4155
27 / 686	64 / 1626	3319	3468	4124	3422	3571	3438	4229
27 / 686	70 / 1778	3346	3509	4223	3454	3617	3477	4338

If Switch Style (D, M, N or O) is specified, add 134.
If Powerbar (I or P) is specified, add 182.

Xpress

B H _ R C

Cross Grain Height-Adjustable Rectangular Worksurface

One Table
One Plug

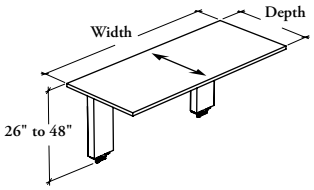

This height-adjustable worksurface allows to work at seated and standing positions. It must only be mounted on a Workwall Kneespace Module (BHKHW or BHKHF).

WHAT'S INCLUDED
1 worksurface, 2 height-adjustable mechanisms with supports and wire management, 1 power tray, 1 wire management kit, 1 switch for height-adjustable mechanism (as specified), 1 integrated powerbar (as specified), 1 rectangular cut-out with grommet (as specified), 1 square cut-out without ring (if applicable), and mounting hardware.

WHAT'S EXCLUDED
Workwall Kneespace Modules.

NOTES
When Worksurface Thickness (V) option is specified, Radius (R) Corner Detail is **not** available.

For more information about Integrated Powerbar with IEC Outlet option (P), refer to One Table One Plug Application Guide in Complements: Teknion's Ergonomics & Accessories Programm.

Not all Thickness, Finish, Style or Color options are available. Refer to the Application Guide for more details.

Not all finishes are available as Xpress, Please see Xpress catalogue and/or specification software for details.

PRODUCT OPTIONS

Worksurface Thickness	Configuration	Depth	Width	Corner Detail	Grommet Option	Powerbar
M 1 3/16"	**K** Mid-Height	21, 24, 27	40, 46, 52, 58	**R** Radius	**C** Centered – Rectangular	**I** Integrated Powerbar
X 1 9/16"				**S** Standard (Shown)	**D** Centered – Rectangular (L) & Square (R)	**P** Integrated Powerbar with IEC Outlet
V 1 3/16" Knife Edge					**E** Centered – Square (L) & Rectangular (R)	**N** None
					N No Grommet	

SAMPLE ORDER CODE

BHMRC	K	21	58	S	C	I

PRODUCT OPTIONS CONTINUED

Range	Switch		Worksurface Finish	Edge Trim Style	Edge Trim Finish	Base Finish	Grommet Finish (If Applicable)
E Extended Range – 26" to 48"	**D** Display with Up/ Down Memory	**M** Display Toggle with Memory – Platinum	Foundation Laminate	**6** Straight Trim (3mm)	Edge Trim Colors (for trim style 6, 8 and F)	Coordinate Colors	Foundation
	F Toggle Up/Down – Platinum	**N** Display Toggle with Memory– Crisp Grey	Grade 2 Laminate (No Accents)	**8** Flat Trim (1.5mm)		Foundation	Mica
	G Toggle Up/Down – Crisp Grey	**O** Display Toggle with Memory – Anthracite	Flintwood (No Cathedral)	**9** Flintwood Flat Trim		Mica	
	H Toggle Up/Down – Anthracite			**F** Full Knife Trim			

SAMPLE ORDER CODE CONTINUED

E	D	2D	6	4D	R9	60

See Pricing on the following page.

Xpress

B H _ R C

Cross Grain Height-Adjustable Rectangular Worksurface (Continued)

DIMENSIONS INCHES / MM

PRICING

D	W	1 3/16" (M) Foundation Laminate	1 3/16" (M) Grade 2 Laminate	1 3/16" (M) Flintwood	1 3/16" KNIFE EDGE (V) Foundation Laminate	1 3/16" KNIFE EDGE (V) Grade 2 Laminate	1 9/16" (X) Foundation Laminate	1 9/16" (X) Flintwood
21 / 533	40 / 1016	3192	3265	3717	3264	3336	3249	3768
21 / 533	46 / 1168	3213	3297	3801	3290	3374	3279	3859
21 / 533	52 / 1321	3234	3329	3855	3317	3411	3310	3922
21 / 533	58 / 1473	3248	3354	3946	3335	3441	3331	4020
24 / 610	40 / 1016	3205	3288	3779	3282	3365	3275	3838
24 / 610	46 / 1168	3230	3326	3839	3312	3408	3309	3905
24 / 610	52 / 1321	3255	3363	3934	3343	3451	3343	4011
24 / 610	58 / 1473	3270	3390	3995	3362	3483	3368	4078
27 / 686	40 / 1016	3220	3313	3816	3302	3396	3301	3881
27 / 686	46 / 1168	3249	3357	3916	3336	3444	3338	3990
27 / 686	52 / 1321	3275	3397	3980	3368	3489	3376	4063
27 / 686	58 / 1473	3294	3430	4058	3391	3528	3401	4155

If Switch Style (D, M, N or O) is specified, add 134.
If Powerbar (I or P) is specified, add 182.

Xpress

B H _ R B

Height-Adjustable Run-Off – Bevel Base

One Table One Plug

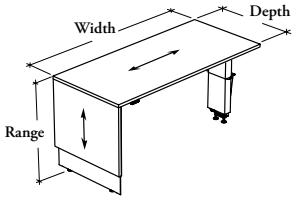

This Height-Adjustable Run-Off allows to work at seated and standing positions. It can be mounted on a Workwall Credenza (BSMHLR or BSMCHR) or a High or Low Secondary Desk (BH_SR) at one end and is supported by a Bevel Base at the other.

WHAT'S INCLUDED

1 worksurface, 1 height-adjustable bevel base with levelers, 1 height-adjustable mechanism with supports and wire management, 1 power tray, 1 wire management kit, 1 switch for height-adjustable mechanism (as specified), 1 integrated powerbar (as specified), 1 rectangular cut-out with grommet (as specified), 1 square cut-out without ring (if applicable), and mounting hardware.

WHAT'S EXCLUDED

Workwall Credenzas and High or Low Secondary Desk and Suspended Modesty Panel.

NOTES

For more information about Integrated Powerbar with IEC Outlet option (P), refer to One Table One Plug Application Guide in Complements: Teknion's Ergonomics & Accessories Programm.

Not all Thickness, Finish, Style or Color options are available. Refer to the Application Guide for more details.

Not all product options are available as Xpress, Please see Xpress catalogue and/or specification software for details.

PRODUCT OPTIONS

Worksurface Thickness	Configuration	Depth	Width	Grommet Option	Configuration	Powerbar	Range
M 1 3/16"	**K** Mid-Height	29, 35	57, 63, 69, 75, 81, 87	**N** No Grommet (Shown)	**L** Left Handed (Shown)	**I** Integrated Powerbar	**E** Extended Range – 26" to 48" (Low or Mid)
X 1 9/16"	**H** High Secondary			**O** Offset – Rectangular	**R** Right Handed	**N** None	**E** Extended Range – 29" to 48" (High)
	L Low Secondary			**P** Offset – Rectangular & Square		**P** Integrated Powerbar with IEC Outlet	

SAMPLE ORDER CODE

BHMRB	K	29	69	O	L	N	E

PRODUCT OPTIONS CONTINUED

Switch		Worksurface Finish	Edge Trim Style	Edge Trim Finish	End Panel Finish	Base Finish	Grommet Finish (If Applicable)
D Display with Up/Down Memory	**M** Display Toggle with Memory – Platinum	Foundation Laminate	**6** Straight Trim (3mm)	Edge Trim Colors (for trim style 6 and 8)	Source Laminate	Foundation	Foundation
F Toggle Up/Down – Platinum	**N** Display Toggle with Memory – Crisp Grey	Grade 2 Laminate (No Accents)	**8** Flat Trim (1.5mm)		Grade 2 Laminate (No Accents)	Mica	Mica
G Toggle Up/Down – Crisp Grey	**O** Display Toggle with Memory – Anthracite	Flintwood (No Cathedral)	**9** Flintwood Flat Trim		Flintwood (No Cathedral)	Coordinate Colors	
H Toggle Up/Down – Anthracite							

SAMPLE ORDER CODE CONTINUED

D	2D	6	4D	R9	74	74

See Pricing on the following page.

Xpress

B H _ R B

Height-Adjustable Run-Off – Bevel Base (Continued)

DIMENSIONS INCHES / MM

PRICING

1 3/16" (M)

D	W	NONE POWERBAR (N) Foundation Laminate	NONE POWERBAR (N) Grade 2 Laminate	NONE POWERBAR (N) Flintwood	INTEGRATED POWERBAR (I or P) Foundation Laminate	INTEGRATED POWERBAR (I or P) Grade 2 Laminate	INTEGRATED POWERBAR (I or P) Flintwood
29 / 737	57 / 1448	4086	4466	5588	4268	4648	5770
29 / 737	63 / 1600	4122	4516	5717	4304	4698	5899
29 / 737	69 / 1753	4160	4570	5818	4342	4752	6000
29 / 737	75 / 1905	4195	4620	5949	4378	4803	6131
29 / 737	81 / 2057	4228	4668	6046	4410	4850	6228
29 / 737	87 / 2210	4265	4720	6145	4447	4902	6327
35 / 889	57 / 1448	4194	4652	5906	4376	4834	6089
35 / 889	63 / 1600	4235	4711	6046	4417	4893	6228
35 / 889	69 / 1753	4280	4774	6154	4462	4956	6336
35 / 889	75 / 1905	4321	4834	6265	4503	5016	6447
35 / 889	81 / 2057	4357	4887	6412	4539	5069	6595
35 / 889	87 / 2210	4402	4951	6524	4584	5133	6706

1 9/16" (X)

		NONE POWERBAR (N) Foundation Laminate	NONE POWERBAR (N) Flintwood	INTEGRATED POWERBAR (I or P) Foundation Laminate	INTEGRATED POWERBAR (I or P) Flintwood
29 / 737	57 / 1448	4209	5762	4393	5945
29 / 737	63 / 1600	4255	5904	4437	6086
29 / 737	69 / 1753	4305	6017	4488	6199
29 / 737	75 / 1905	4356	6162	4538	6344
29 / 737	81 / 2057	4397	6272	4579	6454
29 / 737	87 / 2210	4446	6384	4628	6567
35 / 889	57 / 1448	4351	6115	4533	6297
35 / 889	63 / 1600	4403	6272	4585	6454
35 / 889	69 / 1753	4457	6396	4639	6578
35 / 889	75 / 1905	4509	6522	4695	6704
35 / 889	81 / 2057	4559	6687	4741	6870
35 / 889	87 / 2210	4614	6813	4796	6995

If Switch Style (D, M, N or O) is specified, add 134.

B H G R B

Height-Adjustable Run-Off with Glass Top – Bevel Base

One Table One Plug

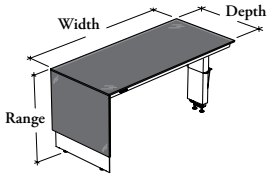

This Height-Adjustable Run-Off allows to work at seated and standing positions. It can be mounted on a Workwall Credenza (BSMHLR or BSMCHR) or a High or Low Secondary Desk (BH_SR) at one end and is supported by a Bevel Base at the other.

WHAT'S INCLUDED

1 glass worksurface, 1 top frame, 1 height-adjustable bevel base with levelers, 1 height-adjustable mechanism, 1 u-channel with levelers, 1 power tray, 1 rectangular cut-out with grommet (as specified), 1 switch for height-adjustable mechanism (as specified), 1 integrated powerbar (as specified) and mounting hardware.

WHAT'S EXCLUDED

Workwall Credenzas, High or Low Secondary Desk and Suspended Modesty Panel.

NOTES

For more information about Integrated Powerbar with IEC Outlet option (P), refer to One Table One Plug Application Guide in Complements: Teknion's Ergonomics & Accessories Programm.

PRODUCT OPTIONS

Configuration	Depth	Width	Grommet Option	Configuration	Powerbar	Range
K Mid-Height **H** High Secondary **L** Low Secondary	29, 35	57, 63, 69, 75, 81, 87	**N** No Grommet (Shown) **O** Offset – Rectangular	**L** Left Handed (Shown) **R** Right Handed	**I** Integrated Powerbar **N** None **P** Integrated Powerbar with IEC Outlet	**E** Extended Range – 26" to 48" (Low or Mid) **E** Extended Range – 29" to 48" (High)

SAMPLE ORDER CODE

BHGRB**H**	**29**	**69**	**O**	**R**	**N**	**E**

PRODUCT OPTIONS CONTINUED

Switch		Glass Thickness	Worksurface and End Panel Finish	Base and Frame Finish	Grommet Finish (If Applicable)
D Display with Up/Down Memory **F** Toggle Up/Down – Platinum **G** Toggle Up/Down – Crisp Grey **H** Toggle Up/Down – Anthracite	**M** Display Toggle with Memory – Platinum **N** Display Toggle with Memory– Crisp Grey **O** Display Toggle with Memory – Anthracite	**10** 10 mm	Back-Painted	Foundation Mica Coordinate Colors	Foundation Mica

SAMPLE ORDER CODE CONTINUED

D	**10**	**J4**	**60**	**60**

See Pricing on the following page.

B H G R B

Height-Adjustable Run-Off with Glass Top – Bevel Base (Continued)

DIMENSIONS INCHES / MM		PRICING	
D	W	NONE POWER BAR (N)	INTEGRATED POWERBAR (I or P)
29 / 737	57 / 1448	6580	6762
29 / 737	63 / 1600	6780	6962
29 / 737	69 / 1753	6976	7158
29 / 737	75 / 1905	7180	7362
29 / 737	81 / 2057	7374	7556
29 / 737	87 / 2210	7575	7757
35 / 889	57 / 1448	6952	7134
35 / 889	63 / 1600	7178	7360
35 / 889	69 / 1753	7402	7584
35 / 889	75 / 1905	7629	7811
35 / 889	81 / 2057	7851	8033
35 / 889	87 / 2210	8078	8261

If Switch Style (D, M, N or O) is specified, add 134.

Xpress

B H _ R P

Height-Adjustable Peninsula – Bevel Post Leg

One Table One Plug

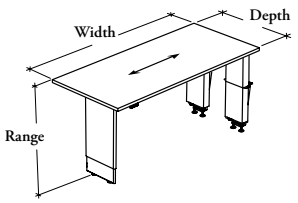

This Height-Adjustable Peninsula allows to work at seated and standing positions. It can be mounted on a Workwall Storage (BKKHW, BSMOBH, BSMHDP or BSMHCP) or a High or Low Secondary Desk (BH_SB) at one end and is supported by a Bevel Post Leg at the other.

WHAT'S INCLUDED

1 worksurface, 1 height-adjustable bevel base with levelers, 2 height-adjustable mechanism with supports and wire management, 1 power tray, 1 wire management kit, 1 switch for height-adjustable mechanism (as specified), 1 integrated powerbar (as specified), 1 rectangular cut-out with grommet (as specified), 1 square cut-out without ring (if applicable), and mounting hardware.

WHAT'S EXCLUDED

Workwall Kneespace Module, Workwall Bookcase, Workwall Credenzas, High or Low Secondary Desk and Suspended Modesty Panel.

NOTES

When Worksurface Thickness (V) option is specified, Radius (R) Corner Detail is **not** available.

For more information about Integrated Powerbar with IEC Outlet option (P), refer to One Table One Plug Application Guide in Complements: Teknion's Ergonomics & Accessories Programm.

Not all Thickness, Finish, Style or Color options are available. Refer to the Application Guide for more details.

Not all product options are available as Xpress, Please see Xpress catalogue and/or specification software for details.

PRODUCT OPTIONS

Worksurface Thickness	Configuration	Depth	Width	Corner Detail	Grommet Option	Configuration	Powerbar	Range
M 1 3/16"	**K** Mid-Height	35	57, 63, 69, 75, 81, 87	**S** Straight (Shown)	**N** No Grommet (Shown)	**L** Left Handed (Shown)	**I** Integrated Powerbar	**E** Extended Range – 26" to 48" (Low or Mid)
X 1 9/16"	**H** High Secondary			**R** Radius	**O** Offset – Rectangular	**R** Right Handed	**N** None	**E** Extended Range – 29" to 48" (High)
V 1 3/16" Knife Trim	**L** Low Secondary				**P** Offset – Rectangular & Square		**P** Integrated Powerbar with IEC Outlet	

SAMPLE ORDER CODE

BHMRP	L	35	87	S	P	L	N	E

PRODUCT OPTIONS CONTINUED

Switch		Worksurface Finish	Edge Trim Style	Edge Trim Finish	Base Finish	Grommet Finish (If Applicable)
D Display with Up/Down Memory	**M** Display Toggle with Memory – Platinum	Foundation Laminate	**6** Straight Trim (3mm)	Edge Trim Colors (for trim style 6, 8 and F)	Foundation	Foundation
F Toggle Up/Down – Platinum	**N** Display Toggle with Memory – Crisp Grey	Grade 2 Laminate (No Accents)	**8** Flat Trim (1.5mm)		Mica	Mica
G Toggle Up/Down – Crisp Grey	**O** Display Toggle with Memory – Anthracite	Flintwood (No Cathedral)	**9** Flintwood Flat Trim		Coordinate Colors	
H Toggle Up/Down – Anthracite			**F** Full Knife Trim			

SAMPLE ORDER CODE CONTINUED

D	2D	6	4D	74	74

See Pricing on the following page.

Xpress

B H _ R P

Height-Adjustable Peninsula – Bevel Post Leg (Continued)

DIMENSIONS INCHES / MM

PRICING

D	W	1 3/16" (M) Foundation Laminate	1 3/16" (M) Grade 2 Laminate	1 3/16" (M) Flintwood	1 3/16" KNIFE EDGE (V) Foundation Laminate	1 3/16" KNIFE EDGE (V) Grade 2 Laminate	1 9/16" (X) Foundation Laminate	1 9/16" (X) Flintwood
35 / 889	57 / 1448	5474	5646	6505	5604	5776	5599	7363
35 / 889	63 / 1600	5527	5718	6594	5667	5858	5665	7443
35 / 889	69 / 1753	5580	5789	6682	5730	5939	5730	7523
35 / 889	75 / 1905	5633	5859	6770	5794	6021	5796	7603
35 / 889	81 / 2057	5676	5922	6847	5848	6093	5852	7726
35 / 889	87 / 2210	5729	5992	6938	5911	6174	5919	7826

If Switch Style (D, M, N or O) is specified, add 134.
If Powerbar (I or P) is specified, add 182.

Xpress

B H _ T P

Height-Adjustable Tapered Peninsula – Bevel Post Leg

One Table
One Plug

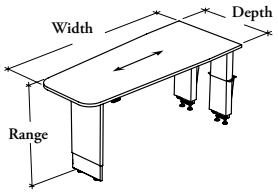

This Height-Adjustable Peninsula allows to work at seated and standing positions. It can be mounted on a Workwall Storage (BHKHW, BCMOBH, BSMHDP or BSMHCP) or a High or Low Secondary Desk (BH_SB) at one end and is supported by a Bevel Post Leg at the other.

WHAT'S INCLUDED

1 worksurface, 1 height-adjustable bevel post leg with levelers, 2 height-adjustable mechanisms with supports and wire management, 1 power tray, 1 wire management kit, 1 switch for height-adjustable mechanism (as specified), 1 integrated powerbar (as specified), 1 rectangular cut-out with grommet (as specified), 1 square cut-out without ring (if applicable), and mounting hardware.

WHAT'S EXCLUDED

Workwall Kneespace Module, Workwall Bookcase, Workwall Credenza, High or Low Secondary Desk and Suspended Modesty Panel.

NOTES

For more information about Integrated Powerbar with IEC Outlet option (P), refer to One Table One Plug Application Guide in Complements: Teknion's Ergonomics & Accessories Programm.

Not all Thickness, Finish, Style or Color options are available. Refer to the Application Guide for more details.

Not all product options are available as Xpress, Please see Xpress catalogue and/or specification software for details.

PRODUCT OPTIONS

Worksurface Thickness	Configuration	Depth	Width	Grommet Option	Configuration	Powerbar	Range
M 1 3/16"	**K** Mid-Height	35	57, 63, 69, 75, 81, 87	**N** No Grommet (Shown)	**L** Left Handed (Shown)	**I** Integrated Powerbar	**E** Extended Range – 26" to 48" (Low or Mid)
X 1 9/16"	**H** High Secondary			**O** Offset – Rectangular	**R** Right Handed	**N** None	**E** Extended Range – 29" to 48" (High)
	L Low Secondary			**P** Offset – Rectangular & Square		**P** Integrated Powerbar with IEC Outlet	

SAMPLE ORDER CODE

BHMTP	K	35	87	N	L	N	E

PRODUCT OPTIONS CONTINUED

Switch		Worksurface Finish	Edge Trim Style	Edge Trim Finish	Base Finish	Grommet Finish (If Applicable)
D Display with Up/Down Memory	**M** Display Toggle with Memory – Platinum	Foundation Laminate	**6** Straight Trim (3mm)	Edge Trim Colors (for trim style 6 and 8)	Foundation	Foundation
F Toggle Up/Down – Platinum	**N** Display Toggle with Memory – Crisp Grey	Grade 2 Laminate (No Accents)	**8** Flat Trim (1.5mm)		Mica	Mica
G Toggle Up/Down – Crisp Grey	**O** Display Toggle with Memory – Anthracite	Flintwood (No Cathedral)	**9** Flintwood Flat Trim		Coordinate Colors	
H Toggle Up/Down – Anthracite						

SAMPLE ORDER CODE CONTINUED

O	VZ	9		68	

See Pricing on the following page.

Xpress

B H _ T P

Height-Adjustable Tapered Peninsula – Bevel Post Leg (Continued)

DIMENSIONS INCHES / MM

PRICING

D	W	1 3/16" (M) Foundation Laminate	1 3/16" (M) Grade 2 Laminate	1 3/16" (M) Flintwood	1 9/16" (X) Foundation Laminate	1 9/16" (X) Flintwood
35 / 889	57 / 1448	5474	5646	6505	5599	7363
35 / 889	63 / 1600	5527	5718	6594	5665	7443
35 / 889	69 / 1753	5580	5789	6682	5730	7523
35 / 889	75 / 1905	5633	5859	6770	5796	7603
35 / 889	81 / 2057	5676	5922	6847	5852	7726
35 / 889	87 / 2210	5729	5992	6938	5919	7826

If Switch Style (D, M, N or O) is specified, add 134.
If Powerbar (I or P) is specified, add 182.

Xpress

B H _ P E

Height-Adjustable Extended Tapered Peninsula – Bevel Post Leg

One Table
One Plug

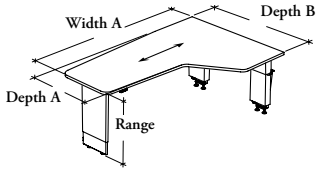

This height-adjustable peninsula allows to work at seated and standing positions. It can be mounted on a Workwall Storage (BHKHW, BCMOBH or BSMHCP) or a High or Low Secondary Desk (BH_SB) at one end and is supported by a Bevel Post Leg at the other.

WHAT'S INCLUDED

1 worksurface, 1 height-adjustable bevel post leg with levelers, 2 height-adjustable mechanisms with supports and wire management, 1 power tray, 1 wire management kit, 1 switch for height-adjustable mechanism (as specified), 1 integrated powerbar (as specified), 1 rectangular cut-out with grommet (as specified), 1 square cut-out without ring (if applicable), and mounting hardware.

WHAT'S EXCLUDED

Workwall Kneespace Module, Workwall Bookcase, Workwall Credenza, High or Low Secondary Desk and Suspended Modesty Panel.

NOTES

For more information about Integrated Powerbar with IEC Outlet option (P), refer to One Table One Plug Application Guide in Complements: Teknion's Ergonomics & Accessories Programm.

Not all Thickness, Finish, Style or Color options are available. Refer to the Application Guide for more details.

Not all finishes are available as Xpress, Please see Xpress catalogue and/or specification software for details.

PRODUCT OPTIONS

Worksurface Thickness	Configuration	Depth A	Depth B	Width A	Grommet Option	Configuration	Powerbar
M 1 3/16"	**K** Mid-Height	29, 35	46, 52, 58	57, 63, 69, 75, 81, 87	**N** No Grommet (Shown)	**L** Left Handed (Shown)	**I** Integrated Powerbar
X 1 9/16"	**H** High Secondary				**O** Offset – Rectangular	**R** Right Handed	**N** None
	L Low Secondary				**P** Offset – Rectangular & Square		**P** Integrated Powerbar with IEC Outlet

SAMPLE ORDER CODE

BHMPE	K	35	52	75	N	L	P

PRODUCT OPTIONS CONTINUED

Range	Switch		Worksurface Finish	Edge Trim Style	Edge Trim Finish	Base Finish	Grommet Finish (If Applicable)
E Extended Range – 26" to 48" (Low or Mid)	**D** Display with Up/ Down Memory	**M** Display Toggle with Memory – Platinum	Foundation Laminate	**6** Straight Trim (3mm)	Edge Trim Colors (for trim style 6 and 8)	Foundation	Foundation
E Extended Range – 29" to 48" (High)	**F** Toggle Up/Down – Platinum	**N** Display Toggle with Memory– Crisp Grey	Grade 2 Laminate (No Accents)	**8** Flat Trim (1.5mm)		Mica	Mica
	G Toggle Up/Down – Crisp Grey	**O** Display Toggle with Memory – Anthracite	Flintwood (No Cathedral)	**9** Flintwood Flat Trim		Coordinate Colors	
	H Toggle Up/Down – Anthracite						

SAMPLE ORDER CODE CONTINUED

E	D	2D	6	4D	83	

See Pricing on the following page.

Xpress

B H _ P E

Height-Adjustable Extended Tapered Peninsula – Bevel Post Leg (Continued)

DIMENSIONS – INCHES
FOR MM X 25.4

PRICING

			1 3/16" (M)			1 9/16" (X)	
Da	Db	Wb	Foundation Laminate	Grade 2 Laminate	Flintwood	Foundation Laminate	Flintwood
29	46	57	5868	6011	7023	5897	7959
29	46	63	5909	6067	7127	5945	8065
29	46	69	5951	6125	7231	5992	8171
29	46	75	5992	6181	7335	6064	8277
29	46	81	6072	6275	7429	6129	8425
29	46	87	6137	6355	7485	6334	8499
29	52	57	5932	6076	7158	5995	8132
29	52	63	5979	6137	7275	6044	8249
29	52	69	6026	6199	7391	6094	8367
29	52	75	6073	6261	7508	6170	8484
29	52	81	6158	6362	7654	6245	8689
29	52	87	6226	6445	7719	6456	8777
29	58	57	5995	6138	7217	6084	8209
29	58	63	6048	6206	7385	6140	8384
29	58	69	6101	6274	7554	6196	8560
29	58	75	6154	6342	7722	6282	8736
29	58	81	6243	6447	7835	6362	8910
29	58	87	6318	6536	7911	6580	9007
35	46	57	5940	6113	7153	5972	8095
35	46	63	5982	6173	7261	6018	8204
35	46	69	6024	6233	7369	6065	8312
35	46	75	6065	6292	7478	6136	8420
35	46	81	6144	6390	7571	6199	8566
35	46	87	6210	6473	7627	6404	8639
35	52	57	6005	6178	7304	6060	8268
35	52	63	6052	6243	7418	6113	8388
35	52	69	6099	6308	7533	6166	8507
35	52	75	6145	6372	7647	6246	8627
35	52	81	6229	6474	7797	6317	8831
35	52	87	6298	6561	7861	6528	8917
35	58	57	6073	6245	7353	6154	8352
35	58	63	6124	6315	7523	6211	8527
35	58	69	6174	6384	7694	6268	8702
35	58	75	6225	6452	7864	6354	8876
35	58	81	6316	6561	7978	6433	9050
35	58	87	6392	6655	8052	6651	9149

If Switch Style (D, M, N or O) is specified, add 134.
If Powerbar (I or P) is specified, add 182.

Xpress

B H _ L B

Height-Adjustable L-Shape Run-Off – Bevel Base

One Table
One Plug

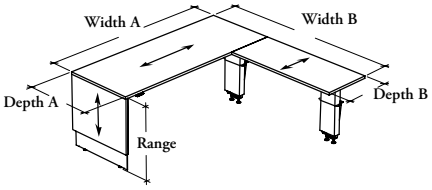

This height-adjustable L-shape desk allows to work at seated and standing positions. It can be mounted on a Workwall Kneespace Module (BHKHW) or on a High or Low Secondary Desk (BH_SL) at one end and is supported by a Bevel Base at the other.

WHAT'S INCLUDED
2 worksurfaces, 1 height-adjustable bevel base with levelers, 2 height-adjustable mechanisms with supports and wire management, 1 power tray, 1 wire management kit, 1 switch for height-adjustable mechanism (as specified), 1 integrated powerbar (as specified), 2 rectangular cut-outs with grommets (as specified), 1 square cut-out without ring (if applicable), and mounting hardware.

WHAT'S EXCLUDED
Workwall Kneespace Module, High or Low Secondary Desk and Suspended Modesty Panel.

NOTES
When Grommet Option (C, O or P) is specified on High Secondary (H) configuration, the Rectangular Grommet is **not** available on Return.

When 35" Depth A is specified, 27 Depth B is **not** available.

For more information about Integrated Powerbar with IEC Outlet option (P), refer to One Table One Plug Application Guide in Complements: Teknion's Ergonomics & Accessories Programm.

Not all Thickness, Finish, Style or Color options are available. Refer to the Application Guide for more details.

Not all finishes are available as Xpress, Please see Xpress catalogue and/or specification software for details.

PRODUCT OPTIONS

Worksurface Thickness	Configuration	Depth A	Depth B	Width A	Width B	Grommet Option	Configuration	Powerbar	Range
M 1 3/16" **X** 1 9/16"	**H** High Secondary **K** Mid-Height **L** Low Secondary	29, 35	21, 24, 27	63, 69, 75, 81, 87	58, 64, 70, 76, 82, 88	**C** Centered – Rectangular on Desk & Return **N** No Grommet (Shown) **O** Rectangular on Desk & Return **P** Rectangular on Desk & Return/ Square on Desk	**L** Left Handed (Shown) **R** Right Handed	**I** Integrated Powerbar **N** None **P** Integrated Powerbar with IEC Outlet	**E** Extended Range – 26" to 48" (Low or Mid) **E** Extended Range – 29" to 48" (High)

SAMPLE ORDER CODE

BHMLB	K	29	21	69	58	P	L	N	E

PRODUCT OPTIONS CONTINUED

Switch		Worksurface Finish	Edge Trim Style	Edge Trim Finish	End Panel Finish	Base Finish	Grommet Finish (If Applicable)
D Display with Up/ Down Memory **F** Toggle Up/Down – Platinum **G** Toggle Up/Down – Crisp Grey **H** Toggle Up/Down – Anthracite	**M** Display Toggle with Memory – Platinum **N** Display Toggle with Memory – Crisp Grey **O** Display Toggle with Memory – Anthracite	Foundation Laminate Grade 2 Laminate (No Accents) Flintwood (No Cathedral)	**6** Straight Trim (3mm) **8** Flat Trim (1.5mm) **9** Flintwood Flat Trim	Edge Trim Colors (for trim style 6 and 8)	Source Laminate Grade 2 Laminate (No Accents) Flintwood (No Cathedral)	Foundation Mica Coordinate Colors	Foundation Mica

SAMPLE ORDER CODE CONTINUED

D	VZ	9		VZ	60	60

See Pricing on the following page.

Xpress

B H _ L B

Height-Adjustable L-Shape Run-Off – Bevel Base (Continued)

DIMENSIONS – INCHES
FOR MM X BY 25.4

PRICING

1 3/16" (M)

MID-HEIGHT (K)

				NONE POWER BAR (N)			INTEGRATED POWER BAR (I or P)		
Da	Db	Wa	Wb	Foundation Laminate	Grade 2 Laminate	Flintwood	Foundation Laminate	Grade 2 Laminate	Flintwood
29	21	63	58	5869	6316	8092	6053	6500	8273
29	21	63	64	5890	6347	8174	6072	6529	8357
29	21	63	70	5908	6377	8258	6090	6559	8440
29	21	63	76	5925	6404	8368	6107	6586	8550
29	21	63	82	5945	6436	8451	6128	6619	8633
29	21	63	88	5963	6465	8569	6145	6647	8752
29	21	69	58	5908	6370	8190	6090	6552	8372
29	21	69	64	5926	6399	8273	6108	6581	8455
29	21	69	70	5947	6430	8357	6129	6612	8540
29	21	69	76	5963	6458	8468	6145	6640	8650
29	21	69	82	5981	6486	8550	6163	6668	8732
29	21	69	88	6001	6518	8668	6184	6701	8850
29	21	75	58	5947	6424	8322	6129	6606	8504
29	21	75	64	5964	6452	8405	6146	6634	8587
29	21	75	70	5982	6481	8488	6165	6664	8670
29	21	75	76	6001	6510	8599	6184	6693	8782
29	21	75	82	6018	6540	8681	6200	6722	8865
29	21	75	88	6038	6570	8799	6220	6752	8982
29	21	81	58	5977	6469	8421	6159	6651	8603
29	21	81	64	5995	6498	8503	6177	6680	8686
29	21	81	70	6014	6528	8586	6196	6710	8768
29	21	81	76	6031	6556	8695	6214	6739	8877
29	21	81	82	6049	6584	8780	6231	6766	8963
29	21	81	88	6069	6616	8898	6251	6798	9080
29	21	87	58	6015	6523	8519	6197	6705	8701
29	21	87	64	6034	6552	8603	6216	6734	8785
29	21	87	70	6053	6582	8686	6235	6764	8868
29	21	87	76	6070	6610	8794	6252	6792	8977
29	21	87	82	6089	6640	8877	6272	6823	9060
29	21	87	88	6107	6668	8996	6289	6850	9178
29	24	63	58	5884	6339	8120	6067	6522	8302
29	24	63	64	5903	6370	8206	6085	6552	8390
29	24	63	70	5921	6400	8321	6103	6582	8503
29	24	63	76	5943	6434	8407	6126	6618	8589
29	24	63	82	5965	6470	8530	6147	6652	8713
29	24	63	88	5985	6502	8616	6167	6684	8799
29	24	69	58	5921	6391	8219	6103	6573	8401
29	24	69	64	5940	6423	8306	6124	6606	8488
29	24	69	70	5958	6453	8421	6140	6635	8603
29	24	69	76	5980	6488	8506	6162	6670	8688
29	24	69	82	6004	6523	8629	6186	6705	8812
29	24	69	88	6024	6555	8717	6206	6737	8899

If Switch Style (D, M, N or O) is specified, add 134.

Pricing is continued on the following page.

Xpress

B H _ L B

Height-Adjustable L-Shape Run-Off – Bevel Base (Continued)

DIMENSIONS – INCHES
FOR MM X BY 25.4

PRICING

				1 3/16" (M)					
				MID-HEIGHT (K)					
				NONE POWER BAR (N)			INTEGRATED POWER BAR (I or P)		
Da	Db	Wa	Wb	Foundation Laminate	Grade 2 Laminate	Flintwood	Foundation Laminate	Grade 2 Laminate	Flintwood
29	24	75	58	5958	6443	8351	6140	6625	8533
29	24	75	64	5978	6475	8438	6160	6657	8620
29	24	75	70	5996	6505	8551	6178	6687	8733
29	24	75	76	6017	6540	8636	6199	6722	8819
29	24	75	82	6040	6575	8760	6222	6757	8942
29	24	75	88	6061	6608	8847	6243	6790	9030
29	24	81	58	5988	6489	8448	6170	6671	8631
29	24	81	64	6009	6522	8536	6191	6704	8718
29	24	81	70	6027	6551	8650	6210	6734	8832
29	24	81	76	6048	6584	8734	6230	6766	8917
29	24	81	82	6072	6621	8858	6254	6803	9040
29	24	81	88	6091	6653	8944	6274	6836	9126
29	24	87	58	6029	6544	8548	6211	6726	8730
29	24	87	64	6047	6574	8634	6229	6756	8816
29	24	87	70	6067	6607	8748	6249	6789	8930
29	24	87	76	6087	6639	8836	6270	6822	9018
29	24	87	82	6109	6674	8959	6291	6856	9141
29	24	87	88	6131	6708	9046	6313	6890	9228
29	27	63	58	5896	6358	8145	6078	6540	8329
29	27	63	64	5918	6394	8265	6100	6576	8448
29	27	63	70	5935	6425	8357	6117	6607	8540
29	27	63	76	5959	6464	8483	6142	6647	8665
29	27	63	82	5985	6503	8574	6167	6685	8756
29	27	63	88	6009	6542	8681	6191	6724	8865
29	27	69	58	5933	6411	8246	6115	6593	8428
29	27	69	64	5955	6446	8365	6137	6628	8548
29	27	69	70	5974	6479	8455	6156	6661	8638
29	27	69	76	5997	6516	8581	6180	6699	8763
29	27	69	82	6024	6557	8673	6206	6739	8855
29	27	69	88	6046	6593	8782	6228	6775	8964
29	27	75	58	5971	6463	8377	6154	6646	8559
29	27	75	64	5992	6499	8496	6174	6681	8679
29	27	75	70	6011	6531	8587	6193	6713	8770
29	27	75	76	6035	6570	8715	6218	6753	8897
29	27	75	82	6061	6609	8806	6243	6791	8988
29	27	75	88	6084	6647	8912	6266	6829	9094
29	27	81	58	6002	6509	8475	6185	6692	8658
29	27	81	64	6024	6545	8595	6206	6727	8778
29	27	81	70	6041	6577	8686	6223	6759	8868
29	27	81	76	6067	6616	8812	6249	6798	8994
29	27	81	82	6091	6655	8903	6274	6838	9085
29	27	81	88	6114	6691	9008	6296	6873	9193

If Switch Style (D, M, N or O) is specified, add 134.

Pricing is continued on the following page.

Xpress

B H _ L B

Height-Adjustable L-Shape Run-Off – Bevel Base (Continued)

DIMENSIONS – INCHES
FOR MM X BY 25.4

PRICING

1 3/16" (M)

MID-HEIGHT (K)

Da	Db	Wa	Wb	NONE POWER BAR (N) Foundation Laminate	NONE POWER BAR (N) Grade 2 Laminate	NONE POWER BAR (N) Flintwood	INTEGRATED POWER BAR (I or P) Foundation Laminate	INTEGRATED POWER BAR (I or P) Grade 2 Laminate	INTEGRATED POWER BAR (I or P) Flintwood
29	27	87	58	6040	6562	8574	6222	6744	8756
29	27	87	64	6062	6599	8693	6245	6782	8875
29	27	87	70	6080	6630	8785	6263	6813	8967
29	27	87	76	6105	6670	8911	6287	6852	9093
29	27	87	82	6131	6709	9001	6313	6891	9183
29	27	87	88	6154	6745	9109	6336	6927	9291
35	21	63	58	5965	6483	8323	6147	6665	8506
35	21	63	64	5984	6512	8421	6166	6694	8603
35	21	63	70	6004	6544	8503	6186	6726	8686
35	21	63	76	6022	6572	8586	6205	6755	8768
35	21	63	82	6039	6601	8695	6221	6783	8877
35	21	63	88	6057	6629	8780	6240	6812	8963
35	21	69	58	6009	6545	8430	6191	6727	8612
35	21	69	64	6027	6574	8527	6210	6757	8710
35	21	69	70	6046	6603	8610	6228	6785	8792
35	21	69	76	6065	6634	8693	6248	6817	8875
35	21	69	82	6082	6661	8805	6265	6844	8987
35	21	69	88	6101	6691	8885	6283	6873	9068
35	21	75	58	6053	6607	8543	6235	6789	8725
35	21	75	64	6072	6636	8638	6254	6818	8820
35	21	75	70	6090	6666	8722	6273	6849	8904
35	21	75	76	6108	6694	8806	6290	6876	8988
35	21	75	82	6128	6726	8914	6310	6908	9096
35	21	75	88	6145	6754	8997	6327	6936	9179
35	21	81	58	6087	6659	8691	6270	6842	8873
35	21	81	64	6106	6689	8787	6288	6871	8970
35	21	81	70	6126	6719	8870	6309	6902	9053
35	21	81	76	6144	6750	8955	6326	6932	9137
35	21	81	82	6161	6777	9063	6343	6959	9245
35	21	81	88	6180	6807	9147	6363	6990	9329
35	21	87	58	6132	6723	8802	6314	6905	8986
35	21	87	64	6151	6752	8899	6334	6935	9081
35	21	87	70	6168	6781	8982	6350	6963	9166
35	21	87	76	6189	6812	9064	6371	6994	9246
35	21	87	82	6206	6840	9175	6388	7022	9357
35	21	87	88	6223	6868	9258	6406	7051	9440
35	24	63	58	5979	6503	8347	6161	6685	8529
35	24	63	64	5997	6533	8448	6180	6716	8631
35	24	63	70	6016	6566	8536	6198	6748	8718
35	24	63	76	6035	6597	8650	6218	6780	8832
35	24	63	82	6056	6629	8734	6238	6811	8917
35	24	63	88	6079	6664	8858	6261	6846	9040

If Switch Style (D, M, N or O) is specified, add 134.

Pricing is continued on the following page.

Xpress

B H _ L B

Height-Adjustable L-Shape Run-Off – Bevel Base (Continued)

DIMENSIONS – INCHES
FOR MM X BY 25.4

PRICING

1 3/16" (M)

MID-HEIGHT (K)

Da	Db	Wa	Wb	NONE POWER BAR (N) Foundation Laminate	NONE POWER BAR (N) Grade 2 Laminate	NONE POWER BAR (N) Flintwood	INTEGRATED POWER BAR (I or P) Foundation Laminate	INTEGRATED POWER BAR (I or P) Grade 2 Laminate	INTEGRATED POWER BAR (I or P) Flintwood
35	24	69	58	6022	6563	8453	6205	6746	8635
35	24	69	64	6040	6595	8555	6222	6777	8737
35	24	69	70	6059	6626	8641	6242	6809	8823
35	24	69	76	6078	6657	8756	6260	6839	8938
35	24	69	82	6100	6691	8843	6282	6873	9025
35	24	69	88	6124	6728	8966	6304	6909	9148
35	24	75	58	6067	6628	8565	6249	6810	8747
35	24	75	64	6085	6657	8666	6267	6839	8849
35	24	75	70	6103	6687	8754	6286	6870	8936
35	24	75	76	6124	6720	8868	6304	6901	9050
35	24	75	82	6144	6754	8955	6326	6936	9137
35	24	75	88	6166	6788	9078	6348	6970	9260
35	24	81	58	6101	6679	8715	6283	6861	8897
35	24	81	64	6119	6710	8815	6302	6893	8997
35	24	81	70	6138	6741	8903	6320	6923	9085
35	24	81	76	6158	6774	9018	6340	6956	9200
35	24	81	82	6178	6806	9103	6362	6990	9286
35	24	81	88	6200	6841	9227	6384	7024	9409
35	24	87	58	6145	6741	8823	6327	6923	9005
35	24	87	64	6163	6771	8927	6346	6954	9109
35	24	87	70	6184	6805	9016	6365	6986	9197
35	24	87	76	6200	6834	9126	6384	7017	9310
35	24	87	82	6222	6868	9213	6404	7050	9395
35	24	87	88	6246	6905	9336	6427	7086	9520

SECONDARY (H or L)

				NONE POWER BAR (N) Foundation Laminate	NONE POWER BAR (N) Grade 2 Laminate	NONE POWER BAR (N) Flintwood	INTEGRATED POWER BAR (I or P) Foundation Laminate	INTEGRATED POWER BAR (I or P) Grade 2 Laminate	INTEGRATED POWER BAR (I or P) Flintwood
29	21	63	58	5869	6316	8092	6053	6500	8273
29	21	63	64	5890	6347	8174	6072	6529	8357
29	21	63	70	5908	6377	8258	6090	6559	8440
29	21	63	76	5925	6404	8368	6107	6586	8550
29	21	63	82	5945	6436	8451	6128	6619	8633
29	21	63	88	5963	6465	8569	6145	6647	8752
29	21	69	58	5908	6370	8190	6090	6552	8372
29	21	69	64	5926	6399	8273	6108	6581	8455
29	21	69	70	5947	6430	8357	6129	6612	8540
29	21	69	76	5963	6458	8468	6145	6640	8650
29	21	69	82	5981	6486	8550	6163	6668	8732
29	21	69	88	6001	6518	8668	6184	6701	8850

If Switch Style (D, M, N or O) is specified, add 134.

Pricing is continued on the following page.

Xpress

B H _ L B

Height-Adjustable L-Shape Run-Off – Bevel Base (Continued)

DIMENSIONS – INCHES
FOR MM X BY 25.4

PRICING

				1 3/16" (M)					
				SECONDARY (H or L)					
				NONE POWER BAR (N)			INTEGRATED POWER BAR (I or P)		
Da	Db	Wa	Wb	Foundation Laminate	Grade 2 Laminate	Flintwood	Foundation Laminate	Grade 2 Laminate	Flintwood
29	21	75	58	5947	6424	8322	6129	6606	8504
29	21	75	64	5964	6452	8405	6146	6634	8587
29	21	75	70	5982	6481	8488	6165	6664	8670
29	21	75	76	6001	6510	8599	6184	6693	8782
29	21	75	82	6018	6540	8681	6200	6722	8865
29	21	75	88	6038	6570	8799	6220	6752	8982
29	21	81	58	5977	6469	8421	6159	6651	8603
29	21	81	64	5995	6498	8503	6177	6680	8686
29	21	81	70	6014	6528	8586	6196	6710	8768
29	21	81	76	6031	6556	8695	6214	6739	8877
29	21	81	82	6049	6584	8780	6231	6766	8963
29	21	81	88	6069	6616	8898	6251	6798	9080
29	21	87	58	6015	6523	8519	6197	6705	8701
29	21	87	64	6034	6552	8603	6216	6734	8785
29	21	87	70	6053	6582	8686	6235	6764	8868
29	21	87	76	6070	6610	8794	6252	6792	8977
29	21	87	82	6089	6640	8877	6272	6823	9060
29	21	87	88	6107	6668	8996	6289	6850	9178
35	21	63	58	5965	6483	8323	6147	6665	8506
35	21	63	64	5984	6512	8421	6166	6694	8603
35	21	63	70	6004	6544	8503	6186	6726	8686
35	21	63	76	6022	6572	8586	6205	6755	8768
35	21	63	82	6039	6601	8695	6221	6783	8877
35	21	63	88	6057	6629	8780	6240	6812	8963
35	21	69	58	6009	6545	8430	6191	6727	8612
35	21	69	64	6027	6574	8527	6210	6757	8710
35	21	69	70	6046	6603	8610	6228	6785	8792
35	21	69	76	6065	6634	8693	6248	6817	8875
35	21	69	82	6082	6661	8805	6265	6844	8987
35	21	69	88	6101	6691	8885	6283	6873	9068
35	21	75	58	6053	6607	8543	6235	6789	8725
35	21	75	64	6072	6636	8638	6254	6818	8820
35	21	75	70	6090	6666	8722	6273	6849	8904
35	21	75	76	6108	6694	8806	6290	6876	8988
35	21	75	82	6128	6726	8914	6310	6908	9096
35	21	75	88	6145	6754	8997	6327	6936	9179
35	21	81	58	6087	6659	8691	6270	6842	8873
35	21	81	64	6106	6689	8787	6288	6871	8970
35	21	81	70	6126	6719	8870	6309	6902	9053
35	21	81	76	6144	6750	8955	6326	6932	9137
35	21	81	82	6161	6777	9063	6343	6959	9245
35	21	81	88	6180	6807	9147	6363	6990	9329

If Switch Style (D, M, N or O) is specified, add 134.

Pricing is continued on the following page.

Xpress

B H _ L B

Height-Adjustable L-Shape Run-Off – Bevel Base (Continued)

DIMENSIONS – INCHES
FOR MM X BY 25.4

PRICING

1 3/16" (M)

SECONDARY (H or L)

Da	Db	Wa	Wb	NONE POWER BAR (N) Foundation Laminate	NONE POWER BAR (N) Grade 2 Laminate	NONE POWER BAR (N) Flintwood	INTEGRATED POWER BAR (I or P) Foundation Laminate	INTEGRATED POWER BAR (I or P) Grade 2 Laminate	INTEGRATED POWER BAR (I or P) Flintwood
35	21	87	58	6132	6723	8802	6314	6905	8986
35	21	87	64	6151	6752	8899	6334	6935	9081
35	21	87	70	6168	6781	8982	6350	6963	9166
35	21	87	76	6189	6812	9064	6371	6994	9246
35	21	87	82	6206	6840	9175	6388	7022	9357
35	21	87	88	6223	6868	9258	6406	7051	9440

1 9/16" (X)

MID-HEIGHT (K)

Da	Db	Wa	Wb	NONE POWER BAR (N) Foundation Laminate	NONE POWER BAR (N) Flintwood	INTEGRATED POWER BAR (I or P) Foundation Laminate	INTEGRATED POWER BAR (I or P) Flintwood
29	21	63	58	6041	8325	6223	8508
29	21	63	64	6068	8421	6250	8603
29	21	63	70	6093	8512	6275	8694
29	21	63	76	6119	8633	6302	8815
29	21	63	82	6145	8726	6327	8908
29	21	63	88	6170	8854	6354	9036
29	21	69	58	6091	8440	6274	8623
29	21	69	64	6116	8534	6298	8717
29	21	69	70	6142	8627	6325	8809
29	21	69	76	6168	8747	6350	8929
29	21	69	82	6195	8840	6377	9023
29	21	69	88	6221	8968	6403	9151
29	21	75	58	6142	8585	6325	8766
29	21	75	64	6167	8679	6349	8861
29	21	75	70	6193	8771	6376	8955
29	21	75	76	6220	8892	6402	9076
29	21	75	82	6246	8986	6427	9168
29	21	75	88	6273	9114	6455	9296
29	21	81	58	6185	8693	6366	8875
29	21	81	64	6210	8787	6393	8970
29	21	81	70	6235	8880	6417	9062
29	21	81	76	6261	9000	6444	9182
29	21	81	82	6287	9093	6469	9275
29	21	81	88	6314	9223	6497	9405
29	21	87	58	6234	8807	6416	8989
29	21	87	64	6259	8900	6441	9083
29	21	87	70	6284	8993	6467	9175
29	21	87	76	6312	9114	6494	9296
29	21	87	82	6337	9206	6520	9388
29	21	87	88	6364	9334	6546	9516

If Switch Style (D, M, N or O) is specified, add 134.

Pricing is continued on the following page.

Xpress

B H _ L B

Height-Adjustable L-Shape Run-Off – Bevel Base (Continued)

DIMENSIONS – INCHES
FOR MM X BY 25.4

PRICING

1 9/16" (X)

MID-HEIGHT (K)

Da	Db	Wa	Wb	NONE POWER BAR (N) Foundation Laminate	NONE POWER BAR (N) Flintwood	INTEGRATED POWER BAR (I or P) Foundation Laminate	INTEGRATED POWER BAR (I or P) Flintwood
29	24	63	58	6062	8361	6245	8543
29	24	63	64	6090	8458	6273	8640
29	24	63	70	6119	8581	6302	8763
29	24	63	76	6150	8681	6333	8865
29	24	63	82	6178	8815	6362	8997
29	24	63	88	6207	8912	6389	9094
29	24	69	58	6110	8474	6294	8657
29	24	69	64	6139	8573	6321	8755
29	24	69	70	6168	8695	6350	8877
29	24	69	76	6198	8794	6380	8977
29	24	69	82	6228	8929	6410	9111
29	24	69	88	6257	9026	6439	9208
29	24	75	58	6162	8618	6344	8800
29	24	75	64	6191	8718	6373	8900
29	24	75	70	6220	8842	6402	9024
29	24	75	76	6250	8940	6432	9122
29	24	75	82	6280	9076	6462	9257
29	24	75	88	6309	9171	6490	9353
29	24	81	58	6205	8727	6387	8910
29	24	81	64	6231	8824	6415	9007
29	24	81	70	6261	8948	6444	9132
29	24	81	76	6290	9049	6472	9231
29	24	81	82	6320	9182	6502	9364
29	24	81	88	6348	9279	6530	9462
29	24	87	58	6254	8840	6437	9023
29	24	87	64	6282	8938	6464	9121
29	24	87	70	6312	9062	6494	9244
29	24	87	76	6341	9162	6523	9344
29	24	87	82	6371	9296	6553	9478
29	24	87	88	6399	9392	6581	9574
29	27	63	58	6080	8392	6263	8574
29	27	63	64	6113	8523	6295	8704
29	27	63	70	6145	8626	6327	8808
29	27	63	76	6178	8764	6362	8947
29	27	63	82	6211	8868	6394	9050
29	27	63	88	6242	8989	6424	9171
29	27	69	58	6131	8506	6313	8688
29	27	69	64	6162	8636	6344	8819
29	27	69	70	6195	8739	6377	8921
29	27	69	76	6228	8880	6410	9062
29	27	69	82	6260	8982	6442	9166
29	27	69	88	6290	9103	6472	9286

If Switch Style (D, M, N or O) is specified, add 134.

Pricing is continued on the following page.

Xpress

B H _ L B

Height-Adjustable L-Shape Run-Off – Bevel Base (Continued)

DIMENSIONS – INCHES
FOR MM X BY 25.4

PRICING

				1 9/16" (X)			
				MID-HEIGHT (K)			
				NONE POWER BAR (N)		INTEGRATED POWER BAR (I or P)	
Da	Db	Wa	Wb	Foundation Laminate	Flintwood	Foundation Laminate	Flintwood
29	27	75	58	6181	8651	6364	8835
29	27	75	64	6214	8783	6396	8965
29	27	75	70	6246	8883	6427	9065
29	27	75	76	6280	9025	6462	9207
29	27	75	82	6312	9125	6494	9307
29	27	75	88	6342	9246	6524	9430
29	27	81	58	6222	8759	6404	8941
29	27	81	64	6256	8891	6438	9073
29	27	81	70	6287	8993	6469	9175
29	27	81	76	6320	9133	6502	9316
29	27	81	82	6351	9235	6534	9417
29	27	81	88	6384	9356	6567	9538
29	27	87	58	6273	8872	6455	9054
29	27	87	64	6304	9002	6486	9184
29	27	87	70	6337	9106	6520	9288
29	27	87	76	6371	9245	6553	9427
29	27	87	82	6402	9349	6584	9531
29	27	87	88	6433	9469	6615	9651
35	21	63	58	6162	8587	6344	8770
35	21	63	64	6190	8693	6372	8875
35	21	63	70	6215	8787	6397	8970
35	21	63	76	6240	8880	6423	9062
35	21	63	82	6267	9000	6449	9182
35	21	63	88	6291	9093	6474	9275
35	21	69	58	6218	8713	6400	8896
35	21	69	64	6245	8817	6426	9000
35	21	69	70	6270	8912	6453	9094
35	21	69	76	6295	9003	6477	9185
35	21	69	82	6321	9124	6504	9306
35	21	69	88	6347	9216	6529	9401
35	21	75	58	6272	8839	6454	9021
35	21	75	64	6297	8943	6481	9125
35	21	75	70	6323	9038	6506	9221
35	21	75	76	6348	9129	6530	9313
35	21	75	82	6376	9252	6558	9434
35	21	75	88	6401	9344	6583	9527
35	21	81	58	6319	9002	6501	9184
35	21	81	64	6346	9109	6528	9291
35	21	81	70	6372	9204	6554	9386
35	21	81	76	6397	9296	6580	9478
35	21	81	82	6424	9416	6606	9598
35	21	81	88	6449	9509	6633	9691

If Switch Style (D, M, N or O) is specified, add 134.

Pricing is continued on the following page.

Xpress

B H _ L B

Height-Adjustable L-Shape Run-Off – Bevel Base (Continued)

DIMENSIONS – INCHES
FOR MM X BY 25.4

PRICING

				1 9/16" (X)			
				MID-HEIGHT (K)			
				NONE POWER BAR (N)		INTEGRATED POWER BAR (I or P)	
Da	Db	Wa	Wb	Foundation Laminate	Flintwood	Foundation Laminate	Flintwood
35	21	87	58	6374	9126	6557	9310
35	21	87	64	6401	9234	6583	9416
35	21	87	70	6426	9328	6608	9510
35	21	87	76	6453	9419	6635	9601
35	21	87	82	6478	9540	6662	9722
35	21	87	88	6504	9634	6687	9816
35	24	63	58	6180	8613	6363	8796
35	24	63	64	6210	8727	6393	8910
35	24	63	70	6237	8824	6421	9007
35	24	63	76	6267	8948	6449	9132
35	24	63	82	6296	9049	6478	9231
35	24	63	88	6326	9182	6508	9364
35	24	69	58	6235	8739	6417	8921
35	24	69	64	6265	8851	6447	9033
35	24	69	70	6291	8950	6474	9133
35	24	69	76	6321	9076	6504	9257
35	24	69	82	6350	9174	6532	9356
35	24	69	88	6380	9306	6562	9490
35	24	75	58	6288	8866	6470	9048
35	24	75	64	6318	8977	6500	9159
35	24	75	70	6346	9078	6528	9260
35	24	75	76	6376	9201	6558	9383
35	24	75	82	6404	9299	6587	9481
35	24	75	88	6434	9434	6618	9616
35	24	81	58	6337	9030	6520	9212
35	24	81	64	6366	9144	6548	9326
35	24	81	70	6395	9241	6577	9423
35	24	81	76	6424	9364	6606	9546
35	24	81	82	6454	9465	6636	9648
35	24	81	88	6483	9598	6665	9780
35	24	87	58	6393	9154	6575	9336
35	24	87	64	6422	9267	6604	9449
35	24	87	70	6449	9365	6633	9548
35	24	87	76	6478	9490	6662	9672
35	24	87	82	6508	9590	6692	9772
35	24	87	88	6537	9722	6720	9906

If Switch Style (D, M, N or O) is specified, add 134.

Pricing is continued on the following page.

Xpress

B H _ L B

Height-Adjustable L-Shape Run-Off – Bevel Base (Continued)

DIMENSIONS – INCHES
FOR MM X BY 25.4

PRICING

				1 9/16" (X)			
				SECONDARY (H or L)			
				NONE POWER BAR (N)		INTEGRATED POWER BAR (I or P)	
Da	Db	Wa	Wb	Foundation Laminate	Flintwood	Foundation Laminate	Flintwood
29	21	63	58	6041	8325	6223	8508
29	21	63	64	6068	8421	6250	8603
29	21	63	70	6093	8512	6275	8694
29	21	63	76	6119	8633	6302	8815
29	21	63	82	6145	8726	6327	8908
29	21	63	88	6170	8854	6354	9036
29	21	69	58	6091	8440	6274	8623
29	21	69	64	6116	8534	6298	8717
29	21	69	70	6142	8627	6325	8809
29	21	69	76	6168	8747	6350	8929
29	21	69	82	6195	8840	6377	9023
29	21	69	88	6221	8968	6403	9151
29	21	75	58	6142	8585	6325	8766
29	21	75	64	6167	8679	6349	8861
29	21	75	70	6193	8771	6376	8955
29	21	75	76	6220	8892	6402	9076
29	21	75	82	6246	8986	6427	9168
29	21	75	88	6273	9114	6455	9296
29	21	81	58	6185	8693	6366	8875
29	21	81	64	6210	8787	6393	8970
29	21	81	70	6235	8880	6417	9062
29	21	81	76	6261	9000	6444	9182
29	21	81	82	6287	9093	6469	9275
29	21	81	88	6314	9223	6497	9405
29	21	87	58	6234	8807	6416	8989
29	21	87	64	6259	8900	6441	9083
29	21	87	70	6284	8993	6467	9175
29	21	87	76	6312	9114	6494	9296
29	21	87	82	6337	9206	6520	9388
29	21	87	88	6364	9334	6546	9516
35	21	63	58	6162	8587	6344	8770
35	21	63	64	6190	8693	6372	8875
35	21	63	70	6215	8787	6397	8970
35	21	63	76	6240	8880	6423	9062
35	21	63	82	6267	9000	6449	9182
35	21	63	88	6291	9093	6474	9275
35	21	69	58	6218	8713	6400	8896
35	21	69	64	6245	8817	6426	9000
35	21	69	70	6270	8912	6453	9094
35	21	69	76	6295	9003	6477	9185
35	21	69	82	6321	9124	6504	9306
35	21	69	88	6347	9216	6529	9401

If Switch Style (D, M, N or O) is specified, add 134.

Pricing is continued on the following page.

Xpress

B H _ L B

Height-Adjustable L-Shape Run-Off – Bevel Base (Continued)

DIMENSIONS – INCHES
FOR MM X BY 25.4

PRICING

				1 9/16" (X)			
				SECONDARY (H or L)			
				NONE POWER BAR (N)		INTEGRATED POWER BAR (I or P)	
Da	Db	Wa	Wb	Foundation Laminate	Flintwood	Foundation Laminate	Flintwood
35	21	75	58	6272	8839	6454	9021
35	21	75	64	6297	8943	6481	9125
35	21	75	70	6323	9038	6506	9221
35	21	75	76	6348	9129	6530	9313
35	21	75	82	6376	9252	6558	9434
35	21	75	88	6401	9344	6583	9527
35	21	81	58	6319	9002	6501	9184
35	21	81	64	6346	9109	6528	9291
35	21	81	70	6372	9204	6554	9386
35	21	81	76	6397	9296	6580	9478
35	21	81	82	6424	9416	6606	9598
35	21	81	88	6449	9509	6633	9691
35	21	87	58	6374	9126	6557	9310
35	21	87	64	6401	9234	6583	9416
35	21	87	70	6426	9328	6608	9510
35	21	87	76	6453	9419	6635	9601
35	21	87	82	6478	9540	6662	9722
35	21	87	88	6504	9634	6687	9816

If Switch Style (D, M, N or O) is specified, add 134.

Xpress

B H _ L

Height-Adjustable L-Shape Peninsula – Bevel Post Leg

One Table One Plug

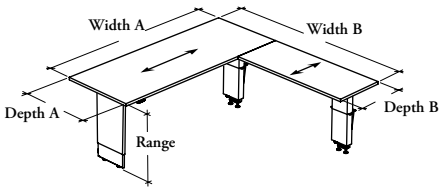

This height-adjustable L-shape desk allows to work at seated and standing positions. It can be mounted on a Workwall Kneespace Module (BHKHW) or on a High or Low Secondary Desk (BH_SL) at one end and is supported by a Bevel Post Leg at the other.

WHAT'S INCLUDED

2 worksurfaces, 1 height-adjustable bevel post leg with levelers, 2 height-adjustable mechanisms with supports and wire management, 1 power tray, 1 wire management kit, 1 switch for height-adjustable mechanism (as specified),1 integrated powerbar (as specified), 2 rectangular cut-outs with grommets (as specified), 1 square cut-out without ring (if applicable), and mounting hardware.

WHAT'S EXCLUDED

Workwall Kneespace Module, High or Low Secondary Desk and Suspended Modesty Panel.

NOTES

When Grommet Option (O or P) is specified on High Secondary (H) configuration, the Rectangular Grommet is **not** available on Return.

When Worksurface Thickness (V) option is specified, Radius (R) Corner Detail is **not** available.

When 35" Depth A is specified, 27 Depth B is **not** available.

For more information about Integrated Powerbar with IEC Outlet option (P), refer to One Table One Plug Application Guide in Complements: Teknion's Ergonomics & Accessories Programm.

Not all Thickness, Finish, Style or Color options are available. Refer to the Application Guide for more details.

Not all product options are available as Xpress, Please see Xpress catalogue and/or specification software for details.

PRODUCT OPTIONS

Worksurface Thickness	Configuration	Depth A	Depth B	Width A	Width B	Corner Detail	Grommet Option	Configuration	Powerbar
M 1 3/16" **X** 1 9/16" **V** 1 3/16" Knife Edge	**K** Mid-Height **H** High Secondary **L** Low Secondary	29, 35	21, 24, 27	57, 63, 69, 75, 81, 87	58, 64, 70, 76, 82, 88	**R** Radius **S** Straight (Shown)	**N** No Grommet (Shown) **O** Rectangular on Desk & Return **P** Rectangular on Desk & Return/ Square on Desk	**L** Left Handed (Shown) **R** Right Handed	**I** Integrated Powerbar **N** None **P** Integrated Powerbar with IEC Outlet

SAMPLE ORDER CODE

BHML	L	29	21	69	58	R	P	L	N

PRODUCT OPTIONS CONTINUED

Range	Switch		Worksurface Finish	Edge Trim Style	Edge Trim Finish	Base Finish	Grommet Finish (If Applicable)
E Extended Range – 26" to 48" (Low or Mid) **E** Extended Range – 29" to 48" (High)	**D** Display with Up/ Down Memory **F** Toggle Up/Down – Platinum **G** Toggle Up/Down – Crisp Grey **H** Toggle Up/Down – Anthracite	**M** Display Toggle with Memory – Platinum **N** Display Toggle with Memory– Crisp Grey **O** Display Toggle with Memory – Anthracite	Foundation Laminate Grade 2 Laminate (No Accents) Flintwood (No Cathedral)	**6** Straight Trim (3mm) **8** Flat Trim (1.5mm) **9** Flintwood Flat Trim **F** Full Knife Trim	Edge Trim Colors (for trim style 6, 8 and F)	Foundation Mica Coordinate Colors	Foundation Mica

SAMPLE ORDER CODE CONTINUED

E	D	LW	6	ST	74	74

See Pricing on the following page.

Xpress

B H _ L

Height-Adjustable L-Shape Peninsula – Bevel Post Leg (Continued)

DIMENSIONS – INCHES
FOR MM X BY 25.4

PRICING

1 3/16" (M)

MID-HEIGHT (K)

				NONE POWER BAR (N)			INTEGRATED POWER BAR (I or P)		
Da	Db	Wa	Wb	Foundation Laminate	Grade 2 Laminate	Flintwood	Foundation Laminate	Grade 2 Laminate	Flintwood
29	21	57	58	5891	6086	7407	6070	6266	7589
29	21	57	64	5914	6121	7492	6096	6303	7675
29	21	57	70	5926	6143	7575	6111	6328	7757
29	21	57	76	5946	6174	7688	6128	6356	7871
29	21	57	82	5961	6200	7767	6146	6386	7951
29	21	57	88	5981	6232	7886	6163	6414	8071
29	21	63	58	5937	6148	7557	6118	6329	7739
29	21	63	64	5959	6181	7641	6141	6363	7824
29	21	63	70	5974	6207	7724	6158	6391	7906
29	21	63	76	5992	6236	7835	6174	6418	8018
29	21	63	82	6009	6264	7916	6193	6448	8100
29	21	63	88	6029	6294	8035	6211	6476	8219
29	21	69	58	5984	6210	7706	6166	6392	7888
29	21	69	64	6004	6241	7790	6186	6423	7973
29	21	69	70	6022	6269	7873	6205	6452	8055
29	21	69	76	6039	6298	7983	6221	6480	8166
29	21	69	82	6057	6326	8066	6240	6509	8248
29	21	69	88	6077	6356	8184	6259	6538	8367
29	21	75	58	6031	6272	7856	6214	6455	8038
29	21	75	64	6049	6300	7938	6231	6482	8121
29	21	75	70	6069	6333	8022	6251	6515	8204
29	21	75	76	6086	6360	8131	6268	6542	8314
29	21	75	82	6105	6389	8216	6287	6571	8397
29	21	75	88	6125	6420	8332	6307	6602	8514
29	21	81	58	6072	6327	7973	6254	6509	8156
29	21	81	64	6090	6358	8055	6273	6541	8239
29	21	81	70	6108	6386	8138	6290	6568	8321
29	21	81	76	6128	6416	8248	6310	6598	8430
29	21	81	82	6145	6445	8331	6327	6627	8513
29	21	81	88	6163	6473	8450	6346	6656	8632
29	21	87	58	6119	6391	8091	6302	6574	8272
29	21	87	64	6138	6420	8173	6320	6602	8355
29	21	87	70	6158	6450	8257	6340	6632	8439
29	21	87	76	6174	6478	8367	6356	6660	8549
29	21	87	82	6193	6507	8450	6376	6690	8632
29	21	87	88	6213	6538	8568	6395	6720	8750
29	24	75	58	6044	6293	7884	6226	6475	8066
29	24	75	64	6064	6325	7972	6246	6507	8154
29	24	75	70	6082	6355	8084	6265	6538	8267
29	24	75	76	6103	6389	8171	6286	6572	8353
29	24	75	82	6128	6426	8294	6310	6608	8477
29	24	75	88	6146	6457	8381	6328	6639	8563

If Switch Style (D, M, N or O) is specified, add 134.

Pricing is continued on the following page.

Xpress

B H _ L

Height-Adjustable L-Shape Peninsula – Bevel Post Leg (Continued)

DIMENSIONS – INCHES
FOR MM X BY 25.4

PRICING

				1 3/16" (M)					
				MID-HEIGHT (K)					
				NONE POWER BAR (N)			INTEGRATED POWER BAR (I or P)		
Da	Db	Wa	Wb	Foundation Laminate	Grade 2 Laminate	Flintwood	Foundation Laminate	Grade 2 Laminate	Flintwood
29	24	81	58	6085	6348	8001	6267	6530	8183
29	24	81	64	6103	6378	8086	6286	6561	8270
29	24	81	70	6124	6412	8201	6304	6593	8383
29	24	81	76	6144	6445	8288	6326	6627	8470
29	24	81	82	6166	6479	8412	6348	6661	8594
29	24	81	88	6188	6514	8498	6370	6696	8680
29	24	87	58	6133	6412	8119	6316	6595	8301
29	24	87	64	6153	6444	8205	6335	6626	8388
29	24	87	70	6169	6473	8319	6351	6655	8502
29	24	87	76	6192	6508	8405	6374	6690	8587
29	24	87	82	6215	6544	8529	6397	6726	8711
29	24	87	88	6235	6576	8615	6417	6758	8797
29	27	75	58	6056	6312	7911	6238	6494	8093
29	27	75	64	6078	6348	8031	6260	6530	8212
29	27	75	70	6098	6381	8121	6280	6563	8303
29	27	75	76	6120	6418	8247	6303	6601	8429
29	27	75	82	6146	6458	8339	6328	6640	8520
29	27	75	88	6168	6494	8446	6350	6676	8628
29	27	81	58	6098	6369	8026	6280	6551	8210
29	27	81	64	6117	6402	8145	6301	6586	8329
29	27	81	70	6137	6436	8239	6319	6618	8421
29	27	81	76	6161	6474	8364	6343	6656	8546
29	27	81	82	6188	6515	8454	6370	6697	8636
29	27	81	88	6210	6551	8562	6393	6734	8745
29	27	87	58	6145	6431	8144	6327	6613	8327
29	27	87	64	6166	6466	8264	6348	6648	8447
29	27	87	70	6186	6500	8355	6369	6683	8538
29	27	87	76	6210	6537	8482	6393	6720	8664
29	27	87	82	6235	6577	8573	6417	6759	8755
29	27	87	88	6258	6613	8680	6440	6795	8862
35	21	57	58	5853	6067	7552	6038	6252	7732
35	21	57	64	5872	6098	7652	6054	6280	7834
35	21	57	70	5894	6130	7732	6073	6309	7914
35	21	57	76	5909	6157	7818	6091	6339	7998
35	21	57	82	5927	6185	7928	6110	6368	8108
35	21	57	88	5948	6217	8009	6130	6399	8193
35	21	63	58	5907	6140	7682	6091	6324	7863
35	21	63	64	5926	6169	7781	6108	6351	7963
35	21	63	70	5947	6202	7862	6127	6381	8044
35	21	63	76	5963	6229	7947	6145	6411	8128
35	21	63	82	5981	6257	8057	6164	6440	8238
35	21	63	88	6001	6288	8139	6183	6470	8322

If Switch Style (D, M, N or O) is specified, add 134.

Pricing is continued on the following page.

Xpress

B H _ L

Height-Adjustable L-Shape Peninsula – Bevel Post Leg (Continued)

DIMENSIONS – INCHES
FOR MM X BY 25.4

PRICING

1 3/16" (M)

MID-HEIGHT (K)

				NONE POWER BAR (N)			INTEGRATED POWER BAR (I or P)		
Da	Db	Wa	Wb	Foundation Laminate	Grade 2 Laminate	Flintwood	Foundation Laminate	Grade 2 Laminate	Flintwood
35	21	69	58	5961	6212	7812	6144	6395	7994
35	21	69	64	5980	6242	7910	6162	6424	8092
35	21	69	70	6000	6272	7992	6181	6453	8174
35	21	69	76	6017	6300	8076	6199	6482	8258
35	21	69	82	6035	6329	8186	6218	6512	8368
35	21	69	88	6054	6359	8269	6236	6541	8451
35	21	75	58	6015	6285	7942	6197	6467	8126
35	21	75	64	6034	6314	8039	6216	6496	8221
35	21	75	70	6053	6343	8122	6235	6525	8304
35	21	75	76	6072	6373	8205	6254	6555	8388
35	21	75	82	6089	6401	8315	6272	6584	8498
35	21	75	88	6107	6430	8399	6289	6612	8580
35	21	81	58	6057	6344	8110	6240	6527	8292
35	21	81	64	6077	6374	8205	6259	6556	8388
35	21	81	70	6095	6404	8289	6278	6587	8472
35	21	81	76	6114	6433	8371	6296	6615	8553
35	21	81	82	6132	6463	8482	6314	6645	8664
35	21	81	88	6151	6492	8565	6334	6675	8747
35	21	87	58	6110	6415	8240	6294	6599	8422
35	21	87	64	6131	6447	8335	6313	6629	8518
35	21	87	70	6150	6476	8420	6333	6659	8602
35	21	87	76	6167	6505	8502	6349	6687	8685
35	21	87	82	6186	6534	8611	6369	6717	8793
35	21	87	88	6205	6564	8694	6387	6746	8876
35	24	75	58	6029	6303	7964	6211	6485	8148
35	24	75	64	6047	6334	8067	6229	6516	8249
35	24	75	70	6067	6367	8156	6249	6549	8338
35	24	75	76	6085	6397	8269	6267	6579	8451
35	24	75	82	6106	6430	8354	6288	6612	8537
35	24	75	88	6130	6467	8478	6312	6649	8661
35	24	81	58	6072	6365	8131	6254	6547	8314
35	24	81	64	6090	6396	8234	6273	6579	8417
35	24	81	70	6108	6426	8321	6290	6608	8503
35	24	81	76	6129	6459	8434	6311	6641	8616
35	24	81	82	6150	6492	8520	6333	6675	8702
35	24	81	88	6170	6525	8642	6354	6709	8824
35	24	87	58	6126	6437	8262	6309	6620	8444
35	24	87	64	6144	6468	8364	6326	6650	8546
35	24	87	70	6162	6498	8451	6344	6680	8633
35	24	87	76	6181	6529	8565	6364	6712	8747
35	24	87	82	6203	6563	8651	6386	6746	8835
35	24	87	88	6225	6599	8776	6407	6781	8958

If Switch Style (D, M, N or O) is specified, add 134.

Pricing is continued on the following page.

Xpress

B H _ L

Height-Adjustable L-Shape Peninsula – Bevel Post Leg (Continued)

DIMENSIONS – INCHES
FOR MM X BY 25.4

PRICING

				1 3/16" (M)					
				SECONDARY (H or L)					
				NONE POWER BAR (N)			INTEGRATED POWER BAR (I or P)		
Da	Db	Wa	Wb	Foundation Laminate	Grade 2 Laminate	Flintwood	Foundation Laminate	Grade 2 Laminate	Flintwood
29	21	57	58	5891	6086	7407	6070	6266	7589
29	21	57	64	5914	6121	7492	6096	6303	7675
29	21	57	70	5926	6143	7575	6111	6328	7757
29	21	57	76	5946	6174	7688	6128	6356	7871
29	21	57	82	5961	6200	7767	6146	6386	7951
29	21	57	88	5981	6232	7886	6163	6414	8071
29	21	63	58	5937	6148	7557	6118	6329	7739
29	21	63	64	5959	6181	7641	6141	6363	7824
29	21	63	70	5974	6207	7724	6158	6391	7906
29	21	63	76	5992	6236	7835	6174	6418	8018
29	21	63	82	6009	6264	7916	6193	6448	8100
29	21	63	88	6029	6294	8035	6211	6476	8219
29	21	69	58	5984	6210	7706	6166	6392	7888
29	21	69	64	6004	6241	7790	6186	6423	7973
29	21	69	70	6022	6269	7873	6205	6452	8055
29	21	69	76	6039	6298	7983	6221	6480	8166
29	21	69	82	6057	6326	8066	6240	6509	8248
29	21	69	88	6077	6356	8184	6259	6538	8367
29	21	75	58	6031	6272	7856	6214	6455	8038
29	21	75	64	6049	6300	7938	6231	6482	8121
29	21	75	70	6069	6333	8022	6251	6515	8204
29	21	75	76	6086	6360	8131	6268	6542	8314
29	21	75	82	6105	6389	8216	6287	6571	8397
29	21	75	88	6125	6420	8332	6307	6602	8514
29	21	81	58	6072	6327	7973	6254	6509	8156
29	21	81	64	6090	6358	8055	6273	6541	8239
29	21	81	70	6108	6386	8138	6290	6568	8321
29	21	81	76	6128	6416	8248	6310	6598	8430
29	21	81	82	6145	6445	8331	6327	6627	8513
29	21	81	88	6163	6473	8450	6346	6656	8632
29	21	87	58	6119	6391	8091	6302	6574	8272
29	21	87	64	6138	6420	8173	6320	6602	8355
29	21	87	70	6158	6450	8257	6340	6632	8439
29	21	87	76	6174	6478	8367	6356	6660	8549
29	21	87	82	6193	6507	8450	6376	6690	8632
29	21	87	88	6213	6538	8568	6395	6720	8750
35	21	57	58	5853	6067	7552	6038	6252	7732
35	21	57	64	5872	6098	7652	6054	6280	7834
35	21	57	70	5894	6130	7732	6073	6309	7914
35	21	57	76	5909	6157	7818	6091	6339	7998
35	21	57	82	5927	6185	7928	6110	6368	8108
35	21	57	88	5948	6217	8009	6130	6399	8193

If Switch Style (D, M, N or O) is specified, add 134.

Pricing is continued on the following page.

Xpress

B H _ L

Height-Adjustable L-Shape Peninsula – Bevel Post Leg (Continued)

DIMENSIONS – INCHES
FOR MM X BY 25.4

PRICING

1 3/16" (M)

SECONDARY (H or L)

Da	Db	Wa	Wb	NONE POWER BAR (N) Foundation Laminate	NONE POWER BAR (N) Grade 2 Laminate	NONE POWER BAR (N) Flintwood	INTEGRATED POWER BAR (I or P) Foundation Laminate	INTEGRATED POWER BAR (I or P) Grade 2 Laminate	INTEGRATED POWER BAR (I or P) Flintwood
35	21	63	58	5907	6140	7682	6091	6324	7863
35	21	63	64	5926	6169	7781	6108	6351	7963
35	21	63	70	5947	6202	7862	6127	6381	8044
35	21	63	76	5963	6229	7947	6145	6411	8128
35	21	63	82	5981	6257	8057	6164	6440	8238
35	21	63	88	6001	6288	8139	6183	6470	8322
35	21	69	58	5961	6212	7812	6144	6395	7994
35	21	69	64	5980	6242	7910	6162	6424	8092
35	21	69	70	6000	6272	7992	6181	6453	8174
35	21	69	76	6017	6300	8076	6199	6482	8258
35	21	69	82	6035	6329	8186	6218	6512	8368
35	21	69	88	6054	6359	8269	6236	6541	8451
35	21	75	58	6015	6285	7942	6197	6467	8126
35	21	75	64	6034	6314	8039	6216	6496	8221
35	21	75	70	6053	6343	8122	6235	6525	8304
35	21	75	76	6072	6373	8205	6254	6555	8388
35	21	75	82	6089	6401	8315	6272	6584	8498
35	21	75	88	6107	6430	8399	6289	6612	8580
35	21	81	58	6057	6344	8110	6240	6527	8292
35	21	81	64	6077	6374	8205	6259	6556	8388
35	21	81	70	6095	6404	8289	6278	6587	8472
35	21	81	76	6114	6433	8371	6296	6615	8553
35	21	81	82	6132	6463	8482	6314	6645	8664
35	21	81	88	6151	6492	8565	6334	6675	8747
35	21	87	58	6110	6415	8240	6294	6599	8422
35	21	87	64	6131	6447	8335	6313	6629	8518
35	21	87	70	6150	6476	8420	6333	6659	8602
35	21	87	76	6167	6505	8502	6349	6687	8685
35	21	87	82	6186	6534	8611	6369	6717	8793
35	21	87	88	6205	6564	8694	6387	6746	8876

1 3/16" KNIFE EDGE (V)

MID-HEIGHT (K)

Da	Db	Wa	Wb	NONE POWER BAR (N) Foundation Laminate	NONE POWER BAR (N) Grade 2 Laminate	INTEGRATED POWER BAR (I or P) Foundation Laminate	INTEGRATED POWER BAR (I or P) Grade 2 Laminate
29	21	57	58	6058	6254	6238	6433
29	21	57	64	6087	6294	6269	6476
29	21	57	70	6104	6321	6289	6506
29	21	57	76	6129	6358	6311	6540
29	21	57	82	6150	6389	6335	6574
29	21	57	88	6174	6425	6356	6607

If Switch Style (D, M, N or O) is specified, add 134.

Pricing is continued on the following page.

Xpress

B H _ L

Height-Adjustable L-Shape Peninsula – Bevel Post Leg (Continued)

DIMENSIONS – INCHES
FOR MM X BY 25.4

PRICING

				1 3/16" KNIFE EDGE (V)			
				MID-HEIGHT (K)			
				NONE POWER BAR (N)		INTEGRATED POWER BAR (I or P)	
Da	Db	Wa	Wb	Foundation Laminate	Grade 2 Laminate	Foundation Laminate	Grade 2 Laminate
29	21	63	58	6115	6326	6296	6507
29	21	63	64	6142	6364	6324	6546
29	21	63	70	6162	6395	6346	6579
29	21	63	76	6186	6429	6368	6611
29	21	63	82	6208	6463	6392	6647
29	21	63	88	6233	6498	6415	6680
29	21	69	58	6172	6398	6354	6580
29	21	69	64	6197	6434	6379	6616
29	21	69	70	6220	6468	6403	6651
29	21	69	76	6243	6502	6425	6684
29	21	69	82	6266	6535	6449	6718
29	21	69	88	6291	6571	6473	6753
29	21	75	58	6230	6471	6413	6654
29	21	75	64	6252	6504	6434	6686
29	21	75	70	6278	6542	6460	6724
29	21	75	76	6300	6574	6482	6756
29	21	75	82	6324	6608	6506	6790
29	21	75	88	6349	6645	6531	6827
29	21	81	58	6281	6536	6463	6718
29	21	81	64	6304	6572	6488	6755
29	21	81	70	6327	6605	6509	6787
29	21	81	76	6352	6640	6534	6822
29	21	81	82	6375	6675	6557	6857
29	21	81	88	6398	6708	6581	6891
29	21	87	58	6339	6610	6522	6793
29	21	87	64	6363	6645	6545	6827
29	21	87	70	6388	6680	6570	6862
29	21	87	76	6410	6713	6592	6895
29	21	87	82	6433	6748	6616	6931
29	21	87	88	6458	6784	6640	6966
29	24	75	58	6246	6495	6428	6677
29	24	75	64	6271	6532	6453	6714
29	24	75	70	6294	6568	6477	6751
29	24	75	76	6320	6606	6503	6789
29	24	75	82	6350	6649	6532	6831
29	24	75	88	6374	6685	6556	6867
29	24	81	58	6297	6560	6479	6742
29	24	81	64	6320	6596	6503	6779
29	24	81	70	6346	6634	6527	6815
29	24	81	76	6372	6673	6554	6855
29	24	81	82	6399	6712	6581	6894
29	24	81	88	6426	6752	6608	6934

If Switch Style (D, M, N or O) is specified, add 134.

Pricing is continued on the following page.

Xpress

B H _ L

Height-Adjustable L-Shape Peninsula – Bevel Post Leg (Continued)

DIMENSIONS – INCHES
FOR MM X BY 25.4

PRICING

				1 3/16" KNIFE EDGE (V)			
				MID-HEIGHT (K)			
				NONE POWER BAR (N)		INTEGRATED POWER BAR (I or P)	
Da	Db	Wa	Wb	Foundation Laminate	Grade 2 Laminate	Foundation Laminate	Grade 2 Laminate
29	24	87	58	6355	6634	6538	6817
29	24	87	64	6380	6672	6562	6854
29	24	87	70	6402	6706	6584	6888
29	24	87	76	6430	6746	6612	6928
29	24	87	82	6458	6787	6640	6969
29	24	87	88	6483	6824	6665	7006
29	27	75	58	6260	6516	6442	6698
29	27	75	64	6287	6557	6469	6739
29	27	75	70	6312	6596	6494	6778
29	27	75	76	6340	6637	6523	6820
29	27	75	82	6371	6683	6553	6865
29	27	75	88	6398	6724	6580	6906
29	27	81	58	6312	6583	6494	6765
29	27	81	64	6337	6622	6521	6806
29	27	81	70	6362	6660	6544	6842
29	27	81	76	6391	6704	6573	6886
29	27	81	82	6423	6750	6605	6932
29	27	81	88	6450	6791	6633	6974
29	27	87	58	6370	6656	6552	6838
29	27	87	64	6396	6696	6578	6878
29	27	87	70	6421	6735	6604	6918
29	27	87	76	6450	6778	6633	6961
29	27	87	82	6480	6822	6662	7004
29	27	87	88	6508	6864	6690	7046
35	21	57	58	6021	6235	6206	6420
35	21	57	64	6044	6270	6226	6452
35	21	57	70	6072	6308	6250	6486
35	21	57	76	6092	6340	6274	6522
35	21	57	82	6115	6373	6298	6556
35	21	57	88	6141	6411	6323	6593
35	21	63	58	6085	6318	6269	6502
35	21	63	64	6109	6352	6291	6534
35	21	63	70	6135	6390	6315	6570
35	21	63	76	6157	6422	6339	6604
35	21	63	82	6180	6455	6363	6638
35	21	63	88	6205	6492	6387	6674
35	21	69	58	6150	6400	6333	6583
35	21	69	64	6173	6436	6355	6618
35	21	69	70	6198	6471	6379	6652
35	21	69	76	6221	6504	6403	6686
35	21	69	82	6244	6538	6427	6722
35	21	69	88	6268	6573	6450	6755

If Switch Style (D, M, N or O) is specified, add 134.

Pricing is continued on the following page.

Xpress

B H _ L

Height-Adjustable L-Shape Peninsula – Bevel Post Leg (Continued)

DIMENSIONS – INCHES
FOR MM X BY 25.4

PRICING

				1 3/16" KNIFE EDGE (V)			
				MID-HEIGHT (K)			
				NONE POWER BAR (N)		INTEGRATED POWER BAR (I or P)	
Da	Db	Wa	Wb	Foundation Laminate	Grade 2 Laminate	Foundation Laminate	Grade 2 Laminate
35	21	75	58	6214	6483	6396	6665
35	21	75	64	6238	6518	6420	6700
35	21	75	70	6262	6552	6444	6734
35	21	75	76	6286	6587	6468	6769
35	21	75	82	6309	6621	6492	6804
35	21	75	88	6332	6655	6514	6837
35	21	81	58	6266	6553	6449	6736
35	21	81	64	6291	6588	6473	6770
35	21	81	70	6315	6624	6498	6807
35	21	81	76	6339	6658	6521	6840
35	21	81	82	6362	6692	6544	6874
35	21	81	88	6386	6727	6569	6910
35	21	87	58	6329	6634	6514	6818
35	21	87	64	6355	6672	6537	6854
35	21	87	70	6379	6706	6562	6889
35	21	87	76	6402	6740	6584	6922
35	21	87	82	6426	6775	6609	6958
35	21	87	88	6450	6810	6632	6992
35	24	75	58	6231	6505	6413	6687
35	24	75	64	6254	6541	6436	6723
35	24	75	70	6280	6579	6462	6761
35	24	75	76	6302	6614	6484	6796
35	24	75	82	6328	6653	6510	6835
35	24	75	88	6358	6694	6540	6876
35	24	81	58	6284	6577	6466	6759
35	24	81	64	6308	6613	6491	6796
35	24	81	70	6330	6649	6512	6831
35	24	81	76	6356	6687	6538	6869
35	24	81	82	6382	6725	6566	6908
35	24	81	88	6408	6763	6593	6947
35	24	87	58	6348	6659	6531	6842
35	24	87	64	6372	6696	6554	6878
35	24	87	70	6395	6731	6577	6913
35	24	87	76	6419	6767	6602	6950
35	24	87	82	6446	6807	6629	6990
35	24	87	88	6474	6847	6656	7029

If Switch Style (D, M, N or O) is specified, add 134.

Pricing is continued on the following page.

Xpress

B H _ L

Height-Adjustable L-Shape Peninsula – Bevel Post Leg (Continued)

DIMENSIONS – INCHES
FOR MM X BY 25.4

PRICING

				1 3/16" KNIFE EDGE (V)			
				SECONDARY (H or L)			
				NONE POWER BAR (N)		INTEGRATED POWER BAR (I or P)	
Da	Db	Wa	Wb	Foundation Laminate	Grade 2 Laminate	Foundation Laminate	Grade 2 Laminate
29	21	57	58	6058	6254	6238	6433
29	21	57	64	6087	6294	6269	6476
29	21	57	70	6104	6321	6289	6506
29	21	57	76	6129	6358	6311	6540
29	21	57	82	6150	6389	6335	6574
29	21	57	88	6174	6425	6356	6607
29	21	63	58	6115	6326	6296	6507
29	21	63	64	6142	6364	6324	6546
29	21	63	70	6162	6395	6346	6579
29	21	63	76	6186	6429	6368	6611
29	21	63	82	6208	6463	6392	6647
29	21	63	88	6233	6498	6415	6680
29	21	69	58	6172	6398	6354	6580
29	21	69	64	6197	6434	6379	6616
29	21	69	70	6220	6468	6403	6651
29	21	69	76	6243	6502	6425	6684
29	21	69	82	6266	6535	6449	6718
29	21	69	88	6291	6571	6473	6753
29	21	75	58	6230	6471	6413	6654
29	21	75	64	6252	6504	6434	6686
29	21	75	70	6278	6542	6460	6724
29	21	75	76	6300	6574	6482	6756
29	21	75	82	6324	6608	6506	6790
29	21	75	88	6349	6645	6531	6827
29	21	81	58	6281	6536	6463	6718
29	21	81	64	6304	6572	6488	6755
29	21	81	70	6327	6605	6509	6787
29	21	81	76	6352	6640	6534	6822
29	21	81	82	6375	6675	6557	6857
29	21	81	88	6398	6708	6581	6891
29	21	87	58	6339	6610	6522	6793
29	21	87	64	6363	6645	6545	6827
29	21	87	70	6388	6680	6570	6862
29	21	87	76	6410	6713	6592	6895
29	21	87	82	6433	6748	6616	6931
29	21	87	88	6458	6784	6640	6966
35	21	57	58	6021	6235	6206	6420
35	21	57	64	6044	6270	6226	6452
35	21	57	70	6072	6308	6250	6486
35	21	57	76	6092	6340	6274	6522
35	21	57	82	6115	6373	6298	6556
35	21	57	88	6141	6411	6323	6593

If Switch Style (D, M, N or O) is specified, add 134.

Pricing is continued on the following page.

Xpress

B H _ L

Height-Adjustable L-Shape Peninsula – Bevel Post Leg (Continued)

DIMENSIONS – INCHES
FOR MM X BY 25.4

PRICING

1 3/16" KNIFE EDGE (V)

SECONDARY (H or L)

Da	Db	Wa	Wb	NONE POWER BAR (N) Foundation Laminate	NONE POWER BAR (N) Grade 2 Laminate	INTEGRATED POWER BAR (I or P) Foundation Laminate	INTEGRATED POWER BAR (I or P) Grade 2 Laminate
35	21	63	58	6085	6318	6269	6502
35	21	63	64	6109	6352	6291	6534
35	21	63	70	6135	6390	6315	6570
35	21	63	76	6157	6422	6339	6604
35	21	63	82	6180	6455	6363	6638
35	21	63	88	6205	6492	6387	6674
35	21	69	58	6150	6400	6333	6583
35	21	69	64	6173	6436	6355	6618
35	21	69	70	6198	6471	6379	6652
35	21	69	76	6221	6504	6403	6686
35	21	69	82	6244	6538	6427	6722
35	21	69	88	6268	6573	6450	6755
35	21	75	58	6214	6483	6396	6665
35	21	75	64	6238	6518	6420	6700
35	21	75	70	6262	6552	6444	6734
35	21	75	76	6286	6587	6468	6769
35	21	75	82	6309	6621	6492	6804
35	21	75	88	6332	6655	6514	6837
35	21	81	58	6266	6553	6449	6736
35	21	81	64	6291	6588	6473	6770
35	21	81	70	6315	6624	6498	6807
35	21	81	76	6339	6658	6521	6840
35	21	81	82	6362	6692	6544	6874
35	21	81	88	6386	6727	6569	6910
35	21	87	58	6329	6634	6514	6818
35	21	87	64	6355	6672	6537	6854
35	21	87	70	6379	6706	6562	6889
35	21	87	76	6402	6740	6584	6922
35	21	87	82	6426	6775	6609	6958
35	21	87	88	6450	6810	6632	6992

1 9/16" (X)

MID-HEIGHT (K)

Da	Db	Wa	Wb	NONE POWER BAR (N) Foundation Laminate	NONE POWER BAR (N) Flintwood	INTEGRATED POWER BAR (I or P) Foundation Laminate	INTEGRATED POWER BAR (I or P) Flintwood
29	21	57	58	6023	7590	6205	7773
29	21	57	64	6047	7681	6224	7861
29	21	57	70	6074	7774	6256	7956
29	21	57	76	6100	7895	6280	8077
29	21	57	82	6127	7984	6309	8164
29	21	57	88	6153	8113	6333	8298

If Switch Style (D, M, N or O) is specified, add 134.

Pricing is continued on the following page.

Xpress

B H _ L

Height-Adjustable L-Shape Peninsula – Bevel Post Leg (Continued)

DIMENSIONS – INCHES
FOR MM X BY 25.4

PRICING

				1 9/16" (X)			
				MID-HEIGHT (K)			
				NONE POWER BAR (N)		INTEGRATED POWER BAR (I or P)	
Da	Db	Wa	Wb	Foundation Laminate	Flintwood	Foundation Laminate	Flintwood
29	21	63	58	6084	7751	6266	7934
29	21	63	64	6108	7844	6288	8025
29	21	63	70	6135	7936	6317	8118
29	21	63	76	6161	8057	6342	8239
29	21	63	82	6188	8147	6370	8328
29	21	63	88	6214	8276	6395	8460
29	21	69	58	6145	7912	6327	8095
29	21	69	64	6169	8006	6351	8188
29	21	69	70	6196	8098	6378	8280
29	21	69	76	6222	8219	6404	8401
29	21	69	82	6249	8311	6431	8493
29	21	69	88	6275	8440	6457	8623
29	21	75	58	6207	8074	6389	8257
29	21	75	64	6231	8168	6415	8351
29	21	75	70	6258	8261	6440	8443
29	21	75	76	6284	8381	6467	8563
29	21	75	82	6311	8474	6493	8657
29	21	75	88	6337	8603	6520	8785
29	21	81	58	6259	8201	6441	8383
29	21	81	64	6284	8295	6467	8478
29	21	81	70	6311	8388	6493	8571
29	21	81	76	6337	8508	6520	8691
29	21	81	82	6363	8602	6545	8784
29	21	81	88	6389	8730	6573	8912
29	21	87	58	6318	8332	6500	8514
29	21	87	64	6343	8427	6525	8609
29	21	87	70	6370	8519	6551	8701
29	21	87	76	6396	8639	6578	8821
29	21	87	82	6422	8732	6604	8914
29	21	87	88	6448	8861	6632	9045
29	24	75	58	6226	8108	6408	8291
29	24	75	64	6256	8206	6438	8390
29	24	75	70	6284	8330	6467	8512
29	24	75	76	6314	8429	6497	8611
29	24	75	82	6343	8563	6525	8746
29	24	75	88	6372	8661	6554	8843
29	24	81	58	6280	8235	6462	8418
29	24	81	64	6309	8334	6490	8516
29	24	81	70	6337	8457	6520	8639
29	24	81	76	6366	8556	6548	8739
29	24	81	82	6396	8691	6578	8873
29	24	81	88	6424	8787	6606	8970

If Switch Style (D, M, N or O) is specified, add 134.

Pricing is continued on the following page.

Xpress

B H _ L

Height-Adjustable L-Shape Peninsula – Bevel Post Leg (Continued)

DIMENSIONS – INCHES
FOR MM X BY 25.4

PRICING

				1 9/16" (X)			
				MID-HEIGHT (K)			
				NONE POWER BAR (N)		INTEGRATED POWER BAR (I or P)	
Da	Db	Wa	Wb	Foundation Laminate	Flintwood	Foundation Laminate	Flintwood
29	24	87	58	6339	8367	6521	8549
29	24	87	64	6366	8466	6548	8648
29	24	87	70	6396	8589	6578	8771
29	24	87	76	6425	8688	6607	8870
29	24	87	82	6455	8821	6637	9003
29	24	87	88	6483	8918	6665	9102
29	27	75	58	6246	8140	6427	8322
29	27	75	64	6278	8271	6460	8453
29	27	75	70	6311	8372	6493	8555
29	27	75	76	6343	8513	6525	8695
29	27	75	82	6376	8615	6558	8797
29	27	75	88	6406	8736	6588	8918
29	27	81	58	6297	8267	6481	8450
29	27	81	64	6330	8399	6514	8580
29	27	81	70	6363	8500	6545	8683
29	27	81	76	6396	8640	6578	8822
29	27	81	82	6427	8743	6610	8926
29	27	81	88	6459	8865	6641	9047
29	27	87	58	6356	8399	6540	8580
29	27	87	64	6389	8530	6573	8713
29	27	87	70	6422	8632	6604	8814
29	27	87	76	6455	8773	6637	8956
29	27	87	82	6486	8874	6668	9056
29	27	87	88	6518	8995	6701	9177
35	21	57	58	6009	7749	6189	7934
35	21	57	64	6038	7852	6220	8040
35	21	57	70	6062	7954	6244	8134
35	21	57	76	6087	8041	6272	8221
35	21	57	82	6112	8162	6296	8342
35	21	57	88	6137	8254	6325	8440
35	21	63	58	6074	7895	6255	8079
35	21	63	64	6102	7999	6284	8185
35	21	63	70	6127	8097	6309	8278
35	21	63	76	6152	8187	6336	8368
35	21	63	82	6178	8308	6361	8488
35	21	63	88	6203	8400	6389	8584
35	21	69	58	6138	8040	6320	8223
35	21	69	64	6165	8145	6347	8329
35	21	69	70	6191	8241	6373	8423
35	21	69	76	6216	8332	6399	8514
35	21	69	82	6243	8453	6425	8635
35	21	69	88	6268	8546	6452	8729

If Switch Style (D, M, N or O) is specified, add 134.

Pricing is continued on the following page.

Xpress

B H _ L

Height-Adjustable L-Shape Peninsula – Bevel Post Leg (Continued)

DIMENSIONS – INCHES
FOR MM X BY 25.4

PRICING

				1 9/16" (X)			
				MID-HEIGHT (K)			
				NONE POWER BAR (N)		INTEGRATED POWER BAR (I or P)	
Da	Db	Wa	Wb	Foundation Laminate	Flintwood	Foundation Laminate	Flintwood
35	21	75	58	6203	8186	6386	8368
35	21	75	64	6229	8292	6411	8474
35	21	75	70	6256	8384	6438	8568
35	21	75	76	6281	8478	6463	8661
35	21	75	82	6309	8599	6490	8782
35	21	75	88	6334	8691	6516	8873
35	21	81	58	6260	8368	6442	8550
35	21	81	64	6287	8474	6469	8657
35	21	81	70	6313	8568	6495	8750
35	21	81	76	6339	8661	6521	8843
35	21	81	82	6365	8782	6547	8964
35	21	81	88	6392	8873	6574	9055
35	21	87	58	6326	8511	6508	8693
35	21	87	64	6351	8616	6534	8799
35	21	87	70	6378	8711	6560	8895
35	21	87	76	6403	8805	6585	8987
35	21	87	82	6431	8925	6612	9107
35	21	87	88	6456	9018	6638	9200
35	24	75	58	6220	8212	6402	8394
35	24	75	64	6250	8324	6432	8507
35	24	75	70	6278	8424	6460	8606
35	24	75	76	6309	8548	6490	8730
35	24	75	82	6337	8647	6520	8828
35	24	75	88	6366	8782	6548	8964
35	24	81	58	6278	8394	6460	8576
35	24	81	64	6309	8507	6490	8689
35	24	81	70	6336	8606	6518	8789
35	24	81	76	6365	8730	6547	8912
35	24	81	82	6395	8828	6577	9011
35	24	81	88	6424	8964	6606	9146
35	24	87	58	6343	8538	6525	8721
35	24	87	64	6373	8651	6555	8835
35	24	87	70	6401	8750	6583	8933
35	24	87	76	6431	8873	6612	9055
35	24	87	82	6460	8972	6642	9154
35	24	87	88	6490	9107	6672	9289

If Switch Style (D, M, N or O) is specified, add 134.

Pricing is continued on the following page.

Xpress

B H _ L

Height-Adjustable L-Shape Peninsula – Bevel Post Leg (Continued)

DIMENSIONS – INCHES
FOR MM X BY 25.4

PRICING

				1 9/16" (X)			
				SECONDARY (H or L)			
				NONE POWER BAR (N)		INTEGRATED POWER BAR (I or P)	
Da	Db	Wa	Wb	Foundation Laminate	Flintwood	Foundation Laminate	Flintwood
29	21	57	58	6023	7590	6205	7773
29	21	57	64	6047	7681	6224	7861
29	21	57	70	6074	7774	6256	7956
29	21	57	76	6100	7895	6280	8077
29	21	57	82	6127	7984	6309	8164
29	21	57	88	6153	8113	6333	8298
29	21	63	58	6084	7751	6266	7934
29	21	63	64	6108	7844	6288	8025
29	21	63	70	6135	7936	6317	8118
29	21	63	76	6161	8057	6342	8239
29	21	63	82	6188	8147	6370	8328
29	21	63	88	6214	8276	6395	8460
29	21	69	58	6145	7912	6327	8095
29	21	69	64	6169	8006	6351	8188
29	21	69	70	6196	8098	6378	8280
29	21	69	76	6222	8219	6404	8401
29	21	69	82	6249	8311	6431	8493
29	21	69	88	6275	8440	6457	8623
29	21	75	58	6207	8074	6389	8257
29	21	75	64	6231	8168	6415	8351
29	21	75	70	6258	8261	6440	8443
29	21	75	76	6284	8381	6467	8563
29	21	75	82	6311	8474	6493	8657
29	21	75	88	6337	8603	6520	8785
29	21	81	58	6259	8201	6441	8383
29	21	81	64	6284	8295	6467	8478
29	21	81	70	6311	8388	6493	8571
29	21	81	76	6337	8508	6520	8691
29	21	81	82	6363	8602	6545	8784
29	21	81	88	6389	8730	6573	8912
29	21	87	58	6318	8332	6500	8514
29	21	87	64	6343	8427	6525	8609
29	21	87	70	6370	8519	6551	8701
29	21	87	76	6396	8639	6578	8821
29	21	87	82	6422	8732	6604	8914
29	21	87	88	6448	8861	6632	9045
35	21	57	58	6009	7749	6189	7934
35	21	57	64	6038	7852	6220	8040
35	21	57	70	6062	7954	6244	8134
35	21	57	76	6087	8041	6272	8221
35	21	57	82	6112	8162	6296	8342
35	21	57	88	6137	8254	6325	8440

If Switch Style (D, M, N or O) is specified, add 134.

Pricing is continued on the following page.

Xpress

B H _ L

Height-Adjustable L-Shape Peninsula – Bevel Post Leg (Continued)

DIMENSIONS – INCHES
FOR MM X BY 25.4

PRICING

				1 9/16" (X)			
				SECONDARY (H or L)			
				NONE POWER BAR (N)		INTEGRATED POWER BAR (I or P)	
Da	Db	Wa	Wb	Foundation Laminate	Flintwood	Foundation Laminate	Flintwood
35	21	63	58	6074	7895	6255	8079
35	21	63	64	6102	7999	6284	8185
35	21	63	70	6127	8097	6309	8278
35	21	63	76	6152	8187	6336	8368
35	21	63	82	6178	8308	6361	8488
35	21	63	88	6203	8400	6389	8584
35	21	69	58	6138	8040	6320	8223
35	21	69	64	6165	8145	6347	8329
35	21	69	70	6191	8241	6373	8423
35	21	69	76	6216	8332	6399	8514
35	21	69	82	6243	8453	6425	8635
35	21	69	88	6268	8546	6452	8729
35	21	75	58	6203	8186	6386	8368
35	21	75	64	6229	8292	6411	8474
35	21	75	70	6256	8384	6438	8568
35	21	75	76	6281	8478	6463	8661
35	21	75	82	6309	8599	6490	8782
35	21	75	88	6334	8691	6516	8873
35	21	81	58	6260	8368	6442	8550
35	21	81	64	6287	8474	6469	8657
35	21	81	70	6313	8568	6495	8750
35	21	81	76	6339	8661	6521	8843
35	21	81	82	6365	8782	6547	8964
35	21	81	88	6392	8873	6574	9055
35	21	87	58	6326	8511	6508	8693
35	21	87	64	6351	8616	6534	8799
35	21	87	70	6378	8711	6560	8895
35	21	87	76	6403	8805	6585	8987
35	21	87	82	6431	8925	6612	9107
35	21	87	88	6456	9018	6638	9200

If Switch Style (D, M, N or O) is specified, add 134.

Xpress

B H _ L T

Height-Adjustable L-Shape Tapered Peninsula – Bevel Post Leg

One Table One Plug

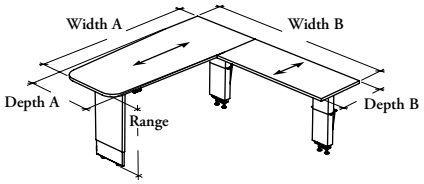

This height-adjustable L-shape desk allows to work at seated and standing positions. It can be mounted on a Workwall Kneespace Module (BHKHW) or on a High or Low Secondary Desk (BH_SL) at one end and is supported by a Bevel Post Leg at the other.

WHAT'S INCLUDED

2 worksurfaces, 1 height-adjustable bevel post leg with levelers, 2 height-adjustable mechanisms with supports and wire management, 1 power tray, 1 wire management kit, 1 switch for height-adjustable mechanism (as specified), 1 integrated powerbar (as specified), 2 rectangular cut-outs with grommets (as specified), 1 square cut-out without ring (if applicable), and mounting hardware.

WHAT'S EXCLUDED

Workwall Kneespace Module, High or Low Secondary Desk and Suspended Modesty Panel.

NOTES

When Grommet Option (O or P) is specified on High Secondary (H) configuration, the Rectangular Grommet is **not** available on Return.

When 35" Depth A is specified, 27 Depth B is **not** available.

For more information about Integrated Powerbar with IEC Outlet option (P), refer to One Table One Plug Application Guide in Complements: Teknion's Ergonomics & Accessories Programm.

Not all Thickness, Finish, Style or Color options are available. Refer to the Application Guide for more details.

Not all finishes are available as Xpress, Please see Xpress catalogue and/or specification software for details.

PRODUCT OPTIONS

Worksurface Thickness	Configu-ration	Depth A	Depth B	Width A	Width B	Grommet Option	Configu-ration	Powerbar
M 1 3/16" **X** 1 9/16"	**H** High Secondary **K** Mid-Height **L** Low Secondary	29, 35	21, 24, 27	57, 63, 69, 75, 81, 87	58, 64, 70, 76, 82, 88	**N** No Grommet (Shown) **O** Rectangular on Desk & Return **P** Rectangular on Desk & Return/ Square on Desk	**L** Left Handed (Shown) **R** Right Handed	**I** Integrated Powerbar **N** None **P** Integrated Powerbar with IEC Outlet

SAMPLE ORDER CODE

BHMLT	K	29	21	69	58	P	L	I

PRODUCT OPTIONS CONTINUED

Range	Switch		Worksurface Finish	Edge Trim Style	Edge Trim Finish	Base Finish	Grommet Finish (If Applicable)
E Extended Range – 26" to 48" (Low or Mid) **E** Extended Range – 29" to 48" (High)	**D** Display with Up/ Down Memory **F** Toggle Up/Down – Platinum **G** Toggle Up/Down – Crisp Grey **H** Toggle Up/Down – Anthracite	**M** Display Toggle with Memory – Platinum **N** Display Toggle with Memory– Crisp Grey **O** Display Toggle with Memory – Anthracite	Foundation Laminate Grade 2 Laminate (No Accents) Flintwood (No Cathedral)	**6** Straight Trim (3mm) **8** Flat Trim (1.5mm) **9** Flintwood Flat Trim	Edge Trim Colors (for trim style 6 and 8)	Foundation Mica Coordinate Colors	Foundation Mica

SAMPLE ORDER CODE CONTINUED

E	D	LW	6	ST	74	74

See Pricing on the following page.

Xpress

B H _ L T

Height-Adjustable L-Shape Tapered Peninsula – Bevel Post Leg (Continued)

DIMENSIONS – INCHES
FOR MM X BY 25.4

PRICING

1 3/16" (M)

MID-HEIGHT (K)

Da	Db	Wa	Wb	NONE POWER BAR (N) Foundation Laminate	NONE POWER BAR (N) Grade 2 Laminate	NONE POWER BAR (N) Flintwood	INTEGRATED POWER BAR (I or P) Foundation Laminate	INTEGRATED POWER BAR (I or P) Grade 2 Laminate	INTEGRATED POWER BAR (I or P) Flintwood
29	21	57	58	5891	6086	7407	6070	6266	7589
29	21	57	64	5914	6121	7492	6096	6303	7675
29	21	57	70	5926	6143	7575	6111	6328	7757
29	21	57	76	5946	6174	7688	6128	6356	7871
29	21	57	82	5961	6200	7767	6146	6386	7951
29	21	57	88	5981	6232	7886	6163	6414	8071
29	21	63	58	5937	6148	7557	6118	6329	7739
29	21	63	64	5959	6181	7641	6141	6363	7824
29	21	63	70	5974	6207	7724	6158	6391	7906
29	21	63	76	5992	6236	7835	6174	6418	8018
29	21	63	82	6009	6264	7916	6193	6448	8100
29	21	63	88	6029	6294	8035	6211	6476	8219
29	21	69	58	5984	6210	7706	6166	6392	7888
29	21	69	64	6004	6241	7790	6186	6423	7973
29	21	69	70	6022	6269	7873	6205	6452	8055
29	21	69	76	6039	6298	7983	6221	6480	8166
29	21	69	82	6057	6326	8066	6240	6509	8248
29	21	69	88	6077	6356	8184	6259	6538	8367
29	21	75	58	6031	6272	7856	6214	6455	8038
29	21	75	64	6049	6300	7938	6231	6482	8121
29	21	75	70	6069	6333	8022	6251	6515	8204
29	21	75	76	6086	6360	8131	6268	6542	8314
29	21	75	82	6105	6389	8216	6287	6571	8397
29	21	75	88	6125	6420	8332	6307	6602	8514
29	21	81	58	6072	6327	7973	6254	6509	8156
29	21	81	64	6090	6358	8055	6273	6541	8239
29	21	81	70	6108	6386	8138	6290	6568	8321
29	21	81	76	6128	6416	8248	6310	6598	8430
29	21	81	82	6145	6445	8331	6327	6627	8513
29	21	81	88	6163	6473	8450	6346	6656	8632
29	21	87	58	6119	6391	8091	6302	6574	8272
29	21	87	64	6138	6420	8173	6320	6602	8355
29	21	87	70	6158	6450	8257	6340	6632	8439
29	21	87	76	6174	6478	8367	6356	6660	8549
29	21	87	82	6193	6507	8450	6376	6690	8632
29	21	87	88	6213	6538	8568	6395	6720	8750
29	24	75	58	6044	6293	7884	6226	6475	8066
29	24	75	64	6064	6325	7972	6246	6507	8154
29	24	75	70	6082	6355	8084	6265	6538	8267
29	24	75	76	6103	6389	8171	6286	6572	8353
29	24	75	82	6128	6426	8294	6310	6608	8477
29	24	75	88	6146	6457	8381	6328	6639	8563

If Switch Style (D, M, N or O) is specified, add 134.

Pricing is continued on the following page.

Xpress

B H _ L T

Height-Adjustable L-Shape Tapered Peninsula – Bevel Post Leg (Continued)

DIMENSIONS – INCHES
FOR MM X BY 25.4

PRICING

				1 3/16" (M)					
				MID-HEIGHT (K)					
				NONE POWER BAR (N)			INTEGRATED POWER BAR (I or P)		
Da	Db	Wa	Wb	Foundation Laminate	Grade 2 Laminate	Flintwood	Foundation Laminate	Grade 2 Laminate	Flintwood
29	24	81	58	6085	6348	8001	6267	6530	8183
29	24	81	64	6103	6378	8086	6286	6561	8270
29	24	81	70	6124	6412	8201	6304	6593	8383
29	24	81	76	6144	6445	8288	6326	6627	8470
29	24	81	82	6166	6479	8412	6348	6661	8594
29	24	81	88	6188	6514	8498	6370	6696	8680
29	24	87	58	6133	6412	8119	6316	6595	8301
29	24	87	64	6153	6444	8205	6335	6626	8388
29	24	87	70	6169	6473	8319	6351	6655	8502
29	24	87	76	6192	6508	8405	6374	6690	8587
29	24	87	82	6215	6544	8529	6397	6726	8711
29	24	87	88	6235	6576	8615	6417	6758	8797
29	27	75	58	6056	6312	7911	6238	6494	8093
29	27	75	64	6078	6348	8031	6260	6530	8212
29	27	75	70	6098	6381	8121	6280	6563	8303
29	27	75	76	6120	6418	8247	6303	6601	8429
29	27	75	82	6146	6458	8339	6328	6640	8520
29	27	75	88	6168	6494	8446	6350	6676	8628
29	27	81	58	6098	6369	8026	6280	6551	8210
29	27	81	64	6117	6402	8145	6301	6586	8329
29	27	81	70	6137	6436	8239	6319	6618	8421
29	27	81	76	6161	6474	8364	6343	6656	8546
29	27	81	82	6188	6515	8454	6370	6697	8636
29	27	81	88	6210	6551	8562	6393	6734	8745
29	27	87	58	6145	6431	8144	6327	6613	8327
29	27	87	64	6166	6466	8264	6348	6648	8447
29	27	87	70	6186	6500	8355	6369	6683	8538
29	27	87	76	6210	6537	8482	6393	6720	8664
29	27	87	82	6235	6577	8573	6417	6759	8755
29	27	87	88	6258	6613	8680	6440	6795	8862
35	21	57	58	5853	6067	7552	6038	6252	7732
35	21	57	64	5872	6098	7652	6054	6280	7834
35	21	57	70	5894	6130	7732	6073	6309	7914
35	21	57	76	5909	6157	7818	6091	6339	7998
35	21	57	82	5927	6185	7928	6110	6368	8108
35	21	57	88	5948	6217	8009	6130	6399	8193
35	21	63	58	5907	6140	7682	6091	6324	7863
35	21	63	64	5926	6169	7781	6108	6351	7963
35	21	63	70	5947	6202	7862	6127	6381	8044
35	21	63	76	5963	6229	7947	6145	6411	8128
35	21	63	82	5981	6257	8057	6164	6440	8238
35	21	63	88	6001	6288	8139	6183	6470	8322

If Switch Style (D, M, N or O) is specified, add 134.

Pricing is continued on the following page.

Xpress

B H _ L T

Height-Adjustable L-Shape Tapered Peninsula – Bevel Post Leg (Continued)

DIMENSIONS – INCHES
FOR MM X BY 25.4

PRICING

1 3/16" (M)

MID-HEIGHT (K)

Da	Db	Wa	Wb	NONE POWER BAR (N) Foundation Laminate	NONE POWER BAR (N) Grade 2 Laminate	NONE POWER BAR (N) Flintwood	INTEGRATED POWER BAR (I or P) Foundation Laminate	INTEGRATED POWER BAR (I or P) Grade 2 Laminate	INTEGRATED POWER BAR (I or P) Flintwood
35	21	69	58	5961	6212	7812	6144	6395	7994
35	21	69	64	5980	6242	7910	6162	6424	8092
35	21	69	70	6000	6272	7992	6181	6453	8174
35	21	69	76	6017	6300	8076	6199	6482	8258
35	21	69	82	6035	6329	8186	6218	6512	8368
35	21	69	88	6054	6359	8269	6236	6541	8451
35	21	75	58	6015	6285	7942	6197	6467	8126
35	21	75	64	6034	6314	8039	6216	6496	8221
35	21	75	70	6053	6343	8122	6235	6525	8304
35	21	75	76	6072	6373	8205	6254	6555	8388
35	21	75	82	6089	6401	8315	6272	6584	8498
35	21	75	88	6107	6430	8399	6289	6612	8580
35	21	81	58	6057	6344	8110	6240	6527	8292
35	21	81	64	6077	6374	8205	6259	6556	8388
35	21	81	70	6095	6404	8289	6278	6587	8472
35	21	81	76	6114	6433	8371	6296	6615	8553
35	21	81	82	6132	6463	8482	6314	6645	8664
35	21	81	88	6151	6492	8565	6334	6675	8747
35	21	87	58	6110	6415	8240	6294	6599	8422
35	21	87	64	6131	6447	8335	6313	6629	8518
35	21	87	70	6150	6476	8420	6333	6659	8602
35	21	87	76	6167	6505	8502	6349	6687	8685
35	21	87	82	6186	6534	8611	6369	6717	8793
35	21	87	88	6205	6564	8694	6387	6746	8876
35	24	75	58	6029	6303	7964	6211	6485	8148
35	24	75	64	6047	6334	8067	6229	6516	8249
35	24	75	70	6067	6367	8156	6249	6549	8338
35	24	75	76	6085	6397	8269	6267	6579	8451
35	24	75	82	6106	6430	8354	6288	6612	8537
35	24	75	88	6130	6467	8478	6312	6649	8661
35	24	81	58	6072	6365	8131	6254	6547	8314
35	24	81	64	6090	6396	8234	6273	6579	8417
35	24	81	70	6108	6426	8321	6290	6608	8503
35	24	81	76	6129	6459	8434	6311	6641	8616
35	24	81	82	6150	6492	8520	6333	6675	8702
35	24	81	88	6170	6525	8642	6354	6709	8824
35	24	87	58	6126	6437	8262	6309	6620	8444
35	24	87	64	6144	6468	8364	6326	6650	8546
35	24	87	70	6162	6498	8451	6344	6680	8633
35	24	87	76	6181	6529	8565	6364	6712	8747
35	24	87	82	6203	6563	8651	6386	6746	8835
35	24	87	88	6225	6599	8776	6407	6781	8958

If Switch Style (D, M, N or O) is specified, add 134.

Pricing is continued on the following page.

Xpress

B H _ L T

Height-Adjustable L-Shape Tapered Peninsula – Bevel Post Leg (Continued)

DIMENSIONS – INCHES
FOR MM X BY 25.4

PRICING

				1 3/16" (M)					
				SECONDARY (H or L)					
				NONE POWER BAR (N)			INTEGRATED POWER BAR (I or P)		
Da	Db	Wa	Wb	Foundation Laminate	Grade 2 Laminate	Flintwood	Foundation Laminate	Grade 2 Laminate	Flintwood
29	21	57	58	5891	6086	7407	6070	6266	7589
29	21	57	64	5914	6121	7492	6096	6303	7675
29	21	57	70	5926	6143	7575	6111	6328	7757
29	21	57	76	5946	6174	7688	6128	6356	7871
29	21	57	82	5961	6200	7767	6146	6386	7951
29	21	57	88	5981	6232	7886	6163	6414	8071
29	21	63	58	5937	6148	7557	6118	6329	7739
29	21	63	64	5959	6181	7641	6141	6363	7824
29	21	63	70	5974	6207	7724	6158	6391	7906
29	21	63	76	5992	6236	7835	6174	6418	8018
29	21	63	82	6009	6264	7916	6193	6448	8100
29	21	63	88	6029	6294	8035	6211	6476	8219
29	21	69	58	5984	6210	7706	6166	6392	7888
29	21	69	64	6004	6241	7790	6186	6423	7973
29	21	69	70	6022	6269	7873	6205	6452	8055
29	21	69	76	6039	6298	7983	6221	6480	8166
29	21	69	82	6057	6326	8066	6240	6509	8248
29	21	69	88	6077	6356	8184	6259	6538	8367
29	21	75	58	6031	6272	7856	6214	6455	8038
29	21	75	64	6049	6300	7938	6231	6482	8121
29	21	75	70	6069	6333	8022	6251	6515	8204
29	21	75	76	6086	6360	8131	6268	6542	8314
29	21	75	82	6105	6389	8216	6287	6571	8397
29	21	75	88	6125	6420	8332	6307	6602	8514
29	21	81	58	6072	6327	7973	6254	6509	8156
29	21	81	64	6090	6358	8055	6273	6541	8239
29	21	81	70	6108	6386	8138	6290	6568	8321
29	21	81	76	6128	6416	8248	6310	6598	8430
29	21	81	82	6145	6445	8331	6327	6627	8513
29	21	81	88	6163	6473	8450	6346	6656	8632
29	21	87	58	6119	6391	8091	6302	6574	8272
29	21	87	64	6138	6420	8173	6320	6602	8355
29	21	87	70	6158	6450	8257	6340	6632	8439
29	21	87	76	6174	6478	8367	6356	6660	8549
29	21	87	82	6193	6507	8450	6376	6690	8632
29	21	87	88	6213	6538	8568	6395	6720	8750
35	21	57	58	5853	6067	7552	6038	6252	7732
35	21	57	64	5872	6098	7652	6054	6280	7834
35	21	57	70	5894	6130	7732	6073	6309	7914
35	21	57	76	5909	6157	7818	6091	6339	7998
35	21	57	82	5927	6185	7928	6110	6368	8108
35	21	57	88	5948	6217	8009	6130	6399	8193

If Switch Style (D, M, N or O) is specified, add 134.

Pricing is continued on the following page.

Xpress

B H _ L T

Height-Adjustable L-Shape Tapered Peninsula – Bevel Post Leg (Continued)

DIMENSIONS – INCHES
FOR MM X BY 25.4

PRICING

1 3/16" (M)

SECONDARY (H or L)

Da	Db	Wa	Wb	NONE POWER BAR (N) Foundation Laminate	NONE POWER BAR (N) Grade 2 Laminate	NONE POWER BAR (N) Flintwood	INTEGRATED POWER BAR (I or P) Foundation Laminate	INTEGRATED POWER BAR (I or P) Grade 2 Laminate	INTEGRATED POWER BAR (I or P) Flintwood
35	21	63	58	5907	6140	7682	6091	6324	7863
35	21	63	64	5926	6169	7781	6108	6351	7963
35	21	63	70	5947	6202	7862	6127	6381	8044
35	21	63	76	5963	6229	7947	6145	6411	8128
35	21	63	82	5981	6257	8057	6164	6440	8238
35	21	63	88	6001	6288	8139	6183	6470	8322
35	21	69	58	5961	6212	7812	6144	6395	7994
35	21	69	64	5980	6242	7910	6162	6424	8092
35	21	69	70	6000	6272	7992	6181	6453	8174
35	21	69	76	6017	6300	8076	6199	6482	8258
35	21	69	82	6035	6329	8186	6218	6512	8368
35	21	69	88	6054	6359	8269	6236	6541	8451
35	21	75	58	6015	6285	7942	6197	6467	8126
35	21	75	64	6034	6314	8039	6216	6496	8221
35	21	75	70	6053	6343	8122	6235	6525	8304
35	21	75	76	6072	6373	8205	6254	6555	8388
35	21	75	82	6089	6401	8315	6272	6584	8498
35	21	75	88	6107	6430	8399	6289	6612	8580
35	21	81	58	6057	6344	8110	6240	6527	8292
35	21	81	64	6077	6374	8205	6259	6556	8388
35	21	81	70	6095	6404	8289	6278	6587	8472
35	21	81	76	6114	6433	8371	6296	6615	8553
35	21	81	82	6132	6463	8482	6314	6645	8664
35	21	81	88	6151	6492	8565	6334	6675	8747
35	21	87	58	6110	6415	8240	6294	6599	8422
35	21	87	64	6131	6447	8335	6313	6629	8518
35	21	87	70	6150	6476	8420	6333	6659	8602
35	21	87	76	6167	6505	8502	6349	6687	8685
35	21	87	82	6186	6534	8611	6369	6717	8793
35	21	87	88	6205	6564	8694	6387	6746	8876

1 9/16" (X)

MID-HEIGHT (K)

Da	Db	Wa	Wb	NONE POWER BAR (N) Foundation Laminate	NONE POWER BAR (N) Flintwood	INTEGRATED POWER BAR (I or P) Foundation Laminate	INTEGRATED POWER BAR (I or P) Flintwood
29	21	57	58	6023	7590	6205	7773
29	21	57	64	6047	7681	6224	7861
29	21	57	70	6074	7774	6256	7956
29	21	57	76	6100	7895	6280	8077
29	21	57	82	6127	7984	6309	8164
29	21	57	88	6153	8113	6333	8298

If Switch Style (D, M, N or O) is specified, add 134.

Pricing is continued on the following page.

Xpress

B H _ L T

Height-Adjustable L-Shape Tapered Peninsula – Bevel Post Leg (Continued)

DIMENSIONS – INCHES
FOR MM X BY 25.4

PRICING

				1 9/16" (X)			
				MID-HEIGHT (K)			
				NONE POWER BAR (N)		INTEGRATED POWER BAR (I or P)	
Da	Db	Wa	Wb	Foundation Laminate	Flintwood	Foundation Laminate	Flintwood
29	21	63	58	6084	7751	6266	7934
29	21	63	64	6108	7844	6288	8025
29	21	63	70	6135	7936	6317	8118
29	21	63	76	6161	8057	6342	8239
29	21	63	82	6188	8147	6370	8328
29	21	63	88	6214	8276	6395	8460
29	21	69	58	6145	7912	6327	8095
29	21	69	64	6169	8006	6351	8188
29	21	69	70	6196	8098	6378	8280
29	21	69	76	6222	8219	6404	8401
29	21	69	82	6249	8311	6431	8493
29	21	69	88	6275	8440	6457	8623
29	21	75	58	6207	8074	6389	8257
29	21	75	64	6231	8168	6415	8351
29	21	75	70	6258	8261	6440	8443
29	21	75	76	6284	8381	6467	8563
29	21	75	82	6311	8474	6493	8657
29	21	75	88	6337	8603	6520	8785
29	21	81	58	6259	8201	6441	8383
29	21	81	64	6284	8295	6467	8478
29	21	81	70	6311	8388	6493	8571
29	21	81	76	6337	8508	6520	8691
29	21	81	82	6363	8602	6545	8784
29	21	81	88	6389	8730	6573	8912
29	21	87	58	6318	8332	6500	8514
29	21	87	64	6343	8427	6525	8609
29	21	87	70	6370	8519	6551	8701
29	21	87	76	6396	8639	6578	8821
29	21	87	82	6422	8732	6604	8914
29	21	87	88	6448	8861	6632	9045
29	24	75	58	6226	8108	6408	8291
29	24	75	64	6256	8206	6438	8390
29	24	75	70	6284	8330	6467	8512
29	24	75	76	6314	8429	6497	8611
29	24	75	82	6343	8563	6525	8746
29	24	75	88	6372	8661	6554	8843
29	24	81	58	6280	8235	6462	8418
29	24	81	70	6337	8457	6520	8639
29	24	81	76	6366	8556	6548	8739
29	24	81	82	6396	8691	6578	8873
29	24	81	88	6424	8787	6606	8970

If Switch Style (D, M, N or O) is specified, add 134.

Pricing is continued on the following page.

Xpress

B H _ L T

Height-Adjustable L-Shape Tapered Peninsula – Bevel Post Leg (Continued)

DIMENSIONS – INCHES FOR MM X BY 25.4				PRICING			
				1 9/16" (X)			
				MID-HEIGHT (K)			
				NONE POWER BAR (N)		INTEGRATED POWER BAR (I or P)	
				Foundation Laminate	Flintwood	Foundation Laminate	Flintwood
29	24	87	58	6339	8367	6521	8549
29	24	87	64	6366	8466	6548	8648
29	24	87	70	6396	8589	6578	8771
29	24	87	76	6425	8688	6607	8870
29	24	87	82	6455	8821	6637	9003
29	24	87	88	6483	8918	6665	9102
29	27	75	58	6246	8140	6427	8322
29	27	75	64	6278	8271	6460	8453
29	27	75	70	6311	8372	6493	8555
29	27	75	76	6343	8513	6525	8695
29	27	75	82	6376	8615	6558	8797
29	27	75	88	6406	8736	6588	8918
29	27	81	58	6297	8267	6481	8450
29	27	81	64	6330	8399	6514	8580
29	27	81	70	6363	8500	6545	8683
29	27	81	76	6396	8640	6578	8822
29	27	81	82	6427	8743	6610	8926
29	27	81	88	6459	8865	6641	9047
29	27	87	58	6356	8399	6540	8580
29	27	87	64	6389	8530	6573	8713
29	27	87	70	6422	8632	6604	8814
29	27	87	76	6455	8773	6637	8956
29	27	87	82	6486	8874	6668	9056
29	27	87	88	6518	8995	6701	9177
35	21	57	58	6009	7749	6189	7934
35	21	57	64	6038	7852	6220	8040
35	21	57	70	6062	7954	6244	8134
35	21	57	76	6087	8041	6272	8221
35	21	57	82	6112	8162	6296	8342
35	21	57	88	6137	8254	6325	8440
35	21	63	58	6074	7895	6255	8079
35	21	63	64	6102	7999	6284	8185
35	21	63	70	6127	8097	6309	8278
35	21	63	76	6152	8187	6336	8368
35	21	63	82	6178	8308	6361	8488
35	21	63	88	6203	8400	6389	8584
35	21	69	58	6138	8040	6320	8223
35	21	69	64	6165	8145	6347	8329
35	21	69	70	6191	8241	6373	8423
35	21	69	76	6216	8332	6399	8514
35	21	69	82	6243	8453	6425	8635
35	21	69	88	6268	8546	6452	8729

If Switch Style (D, M, N or O) is specified, add 134.

Pricing is continued on the following page.

Xpress

B H _ L T

Height-Adjustable L-Shape Tapered Peninsula – Bevel Post Leg (Continued)

DIMENSIONS – INCHES
FOR MM X BY 25.4

PRICING

				1 9/16" (X)			
				MID-HEIGHT (K)			
				NONE POWER BAR (N)		INTEGRATED POWER BAR (I or P)	
Da	Db	Wa	Wb	Foundation Laminate	Flintwood	Foundation Laminate	Flintwood
35	21	75	58	6203	8186	6386	8368
35	21	75	64	6229	8292	6411	8474
35	21	75	70	6256	8384	6438	8568
35	21	75	76	6281	8478	6463	8661
35	21	75	82	6309	8599	6490	8782
35	21	75	88	6334	8691	6516	8873
35	21	81	58	6260	8368	6442	8550
35	21	81	64	6287	8474	6469	8657
35	21	81	70	6313	8568	6495	8750
35	21	81	76	6339	8661	6521	8843
35	21	81	82	6365	8782	6547	8964
35	21	81	88	6392	8873	6574	9055
35	21	87	58	6326	8511	6508	8693
35	21	87	64	6351	8616	6534	8799
35	21	87	70	6378	8711	6560	8895
35	21	87	76	6403	8805	6585	8987
35	21	87	82	6431	8925	6612	9107
35	21	87	88	6456	9018	6638	9200
35	24	75	58	6220	8212	6402	8394
35	24	75	64	6250	8324	6432	8507
35	24	75	70	6278	8424	6460	8606
35	24	75	76	6309	8548	6490	8730
35	24	75	82	6337	8647	6520	8828
35	24	75	88	6366	8782	6548	8964
35	24	81	58	6278	8394	6460	8576
35	24	81	64	6309	8507	6490	8689
35	24	81	70	6336	8606	6518	8789
35	24	81	76	6365	8730	6547	8912
35	24	81	82	6395	8828	6577	9011
35	24	81	88	6424	8964	6606	9146
35	24	87	58	6343	8538	6525	8721
35	24	87	64	6373	8651	6555	8835
35	24	87	70	6401	8750	6583	8933
35	24	87	76	6431	8873	6612	9055
35	24	87	82	6460	8972	6642	9154
35	24	87	88	6490	9107	6672	9289

If Switch Style (D, M, N or O) is specified, add 134.

Pricing is continued on the following page.

Xpress

B H _ L T

Height-Adjustable L-Shape Tapered Peninsula – Bevel Post Leg (Continued)

DIMENSIONS – INCHES
FOR MM X BY 25.4

PRICING

				1 9/16" (X)			
				SECONDARY (H or L)			
				NONE POWER BAR (N)		INTEGRATED POWER BAR (I or P)	
Da	Db	Wa	Wb	Foundation Laminate	Flintwood	Foundation Laminate	Flintwood
29	21	57	58	6023	7590	6205	7773
29	21	57	64	6047	7681	6224	7861
29	21	57	70	6074	7774	6256	7956
29	21	57	76	6100	7895	6280	8077
29	21	57	82	6127	7984	6309	8164
29	21	57	88	6153	8113	6333	8298
29	21	63	58	6084	7751	6266	7934
29	21	63	64	6108	7844	6288	8025
29	21	63	70	6135	7936	6317	8118
29	21	63	76	6161	8057	6342	8239
29	21	63	82	6188	8147	6370	8328
29	21	63	88	6214	8276	6395	8460
29	21	69	58	6145	7912	6327	8095
29	21	69	64	6169	8006	6351	8188
29	21	69	70	6196	8098	6378	8280
29	21	69	76	6222	8219	6404	8401
29	21	69	82	6249	8311	6431	8493
29	21	69	88	6275	8440	6457	8623
29	21	75	58	6207	8074	6389	8257
29	21	75	64	6231	8168	6415	8351
29	21	75	70	6258	8261	6440	8443
29	21	75	76	6284	8381	6467	8563
29	21	75	82	6311	8474	6493	8657
29	21	75	88	6337	8603	6520	8785
29	21	81	58	6259	8201	6441	8383
29	21	81	64	6284	8295	6467	8478
29	21	81	70	6311	8388	6493	8571
29	21	81	76	6337	8508	6520	8691
29	21	81	82	6363	8602	6545	8784
29	21	81	88	6389	8730	6573	8912
29	21	87	58	6318	8332	6500	8514
29	21	87	64	6343	8427	6525	8609
29	21	87	70	6370	8519	6551	8701
29	21	87	76	6396	8639	6578	8821
29	21	87	82	6422	8732	6604	8914
29	21	87	88	6448	8861	6632	9045
35	21	57	58	6009	7749	6189	7934
35	21	57	64	6038	7852	6220	8040
35	21	57	70	6062	7954	6244	8134
35	21	57	76	6087	8041	6272	8221
35	21	57	82	6112	8162	6296	8342
35	21	57	88	6137	8254	6325	8440

If Switch Style (D, M, N or O) is specified, add 134.

Pricing is continued on the following page.

Xpress

B H _ L T

Height-Adjustable L-Shape Tapered Peninsula – Bevel Post Leg (Continued)

DIMENSIONS – INCHES
FOR MM X BY 25.4

PRICING

				1 9/16" (X)			
				SECONDARY (H or L)			
				NONE POWER BAR (N)		INTEGRATED POWER BAR (I or P)	
Da	Db	Wa	Wb	Foundation Laminate	Flintwood	Foundation Laminate	Flintwood
35	21	63	58	6074	7895	6255	8079
35	21	63	64	6102	7999	6284	8185
35	21	63	70	6127	8097	6309	8278
35	21	63	76	6152	8187	6336	8368
35	21	63	82	6178	8308	6361	8488
35	21	63	88	6203	8400	6389	8584
35	21	69	58	6138	8040	6320	8223
35	21	69	64	6165	8145	6347	8329
35	21	69	70	6191	8241	6373	8423
35	21	69	76	6216	8332	6399	8514
35	21	69	82	6243	8453	6425	8635
35	21	69	88	6268	8546	6452	8729
35	21	75	58	6203	8186	6386	8368
35	21	75	64	6229	8292	6411	8474
35	21	75	70	6256	8384	6438	8568
35	21	75	76	6281	8478	6463	8661
35	21	75	82	6309	8599	6490	8782
35	21	75	88	6334	8691	6516	8873
35	21	81	58	6260	8368	6442	8550
35	21	81	64	6287	8474	6469	8657
35	21	81	70	6313	8568	6495	8750
35	21	81	76	6339	8661	6521	8843
35	21	81	82	6365	8782	6547	8964
35	21	81	88	6392	8873	6574	9055
35	21	87	58	6326	8511	6508	8693
35	21	87	64	6351	8616	6534	8799
35	21	87	70	6378	8711	6560	8895
35	21	87	76	6403	8805	6585	8987
35	21	87	82	6431	8925	6612	9107
35	21	87	88	6456	9018	6638	9200

If Switch Style (D, M, N or O) is specified, add 134.

Xpress

B H _ U B

Height-Adjustable Desk for U-Shape Workstation – Bevel Bases

One Table
One Plug

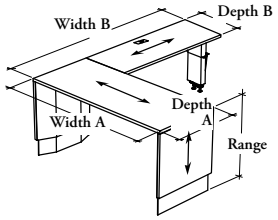

This height-adjustable desk allows to work at seated and standing positions. It can be mounted on a Workwall Credenza (BSMHLR or BSMCHR) or a High or Low Secondary Desk (BH_SR) at one end and is supported by a Bevel Base at the other.

WHAT'S INCLUDED

2 worksurfaces, 2 height-adjustable bevel base with levelers, 1 height-adjustable mechanism with support and wire management clips, 1 power tray, 1 switch for height-adjustable mechanism (as specified), 1 integrated powerbar (as specified), rectangular cut-outs with grommets (as specified), 1 square cut-out without ring (if applicable), and mounting hardware.

WHAT'S EXCLUDED

Workwall Credenzas, High or Low Secondary Desks and Suspended Modesty Panel.

NOTES

For more information about Integrated Powerbar with IEC Outlet option (P), refer to One Table One Plug Application Guide in Complements: Teknion's Ergonomics & Accessories Programm.

Not all Thickness, Finish, Style or Color options are available. Refer to the Application Guide for more details.

Not all product options are available as Xpress, Please see Xpress catalogue and/or specification software for details.

PRODUCT OPTIONS

Worksurface Thickness	Configuration	Depth A	Depth B	Width A	Width B	Grommet Option		Configuration	Powerbar	Range
M 1 3/16" **X** 1 9/16"	**H** High Secondary **K** Mid-Height **L** Low Secondary	29, 35	23, 29	65, 71, 77, 83, 89	093, 099, 105	**A** Rectangular & Square on Return **C** Rectangular on Return (Shown) **O** Rectangular on Desk & Return	**P** Rectangular on Desk & Return/Square on Desk **Q** Rectangular on Desk & Return/Square on Return	**L** Left Handed (Shown) **R** Right Handed	**I** Integrated Powerbar **N** None **P** Integrated Powerbar with IEC Outlet	**E** Extended Range – 26" to 48" (Low or Mid) **E** Extended Range – 29" to 48" (High)

SAMPLE ORDER CODE

BHMUB	H	29	29	77	099	C	L	I	E

PRODUCT OPTIONS CONTINUED

Switch		Worksurface Finish	Edge Trim Style	Edge Trim Finish	End Panel Finish	Base Finish	Grommet Finish
D Display with Up/Down Memory **F** Toggle Up/Down – Platinum **G** Toggle Up/Down – Crisp Grey **H** Toggle Up/Down – Anthracite	**M** Display Toggle with Memory – Platinum **N** Display Toggle with Memory – Crisp Grey **O** Display Toggle with Memory – Anthracite	Foundation Laminate Grade 2 Laminate (No Accents) Flintwood (No Cathedral)	**6** Straight Trim (3mm) **8** Flat Trim (1.5mm) **9** Flintwood Flat Trim	Edge Trim Colors (for trim style 6 and 8)	Source Laminate Grade 2 Laminate (No Accents) Flintwood (No Cathedral)	Foundation Mica Coordinate Colors	Foundation Mica

SAMPLE ORDER CODE CONTINUED

D	LW	6	ST	XS	74	74

See Pricing on the following page.

Xpress

B H _ U B

Height-Adjustable Desk for U-Shape Workstation – Bevel Bases (Continued)

DIMENSIONS – INCHES
FOR MM X BY 25.4

PRICING

1 3/16" (M)

MID-HEIGHT (K)

				NONE POWER BAR (N)			INTEGRATED POWER BAR (I or P)		
Da	Db	Wa	Wb	Foundation Laminate	Grade 2 Laminate	Flintwood	Foundation Laminate	Grade 2 Laminate	Flintwood
29	23	65	93	6396	7159	9863	6578	7341	10045
29	23	65	99	6422	7197	9995	6604	7379	10177
29	23	65	105	6447	7234	10091	6629	7416	10274
29	23	71	93	6433	7211	9962	6615	7393	10144
29	23	71	99	6459	7250	10094	6641	7432	10276
29	23	71	105	6484	7286	10192	6666	7468	10374
29	23	77	93	6470	7263	10094	6652	7445	10276
29	23	77	99	6497	7302	10225	6679	7484	10407
29	23	77	105	6522	7339	10323	6704	7521	10505
29	23	83	93	6501	7309	10193	6683	7491	10375
29	23	83	99	6527	7348	10324	6709	7530	10506
29	23	83	105	6553	7385	10420	6734	7566	10602
29	23	89	93	6542	7365	10291	6724	7547	10473
29	23	89	99	6567	7402	10422	6749	7584	10604
29	23	89	105	6590	7437	10520	6772	7619	10702
29	29	65	93	6396	7193	9863	6578	7375	10045
29	29	65	99	6422	7233	9995	6604	7415	10177
29	29	65	105	6447	7273	10091	6629	7455	10274
29	29	71	93	6433	7245	9962	6615	7427	10144
29	29	71	99	6459	7285	10094	6641	7467	10276
29	29	71	105	6484	7326	10192	6666	7508	10374
29	29	77	93	6470	7296	10094	6652	7478	10276
29	29	77	99	6497	7338	10225	6679	7520	10407
29	29	77	105	6522	7378	10323	6704	7560	10505
29	29	83	93	6501	7342	10193	6683	7524	10375
29	29	83	99	6527	7383	10324	6709	7565	10506
29	29	83	105	6553	7425	10420	6734	7606	10602
29	29	89	93	6542	7398	10291	6724	7580	10473
29	29	89	99	6567	7438	10422	6749	7620	10604
29	29	89	105	6590	7477	10520	6772	7659	10702
35	23	65	93	6664	7547	10408	6846	7729	10591
35	23	65	99	6696	7590	10515	6878	7772	10697
35	23	65	105	6725	7632	10656	6907	7814	10838
35	23	71	93	6706	7607	10516	6889	7790	10698
35	23	71	99	6738	7651	10624	6919	7832	10806
35	23	71	105	6766	7691	10764	6949	7874	10946

If Switch Style (D, M, N or O) is specified, add 134.

Pricing is continued on the following page.

Xpress

B H _ U B

Height-Adjustable Desk for U-Shape Workstation – Bevel Bases (Continued)

DIMENSIONS – INCHES
FOR MM X BY 25.4

PRICING

1 3/16" (M)

MID-HEIGHT (K)

Da	Db	Wa	Wb	NONE POWER BAR (N) Foundation Laminate	NONE POWER BAR (N) Grade 2 Laminate	NONE POWER BAR (N) Flintwood	INTEGRATED POWER BAR (I or P) Foundation Laminate	INTEGRATED POWER BAR (I or P) Grade 2 Laminate	INTEGRATED POWER BAR (I or P) Flintwood
35	23	77	93	6753	7672	10629	6935	7854	10811
35	23	77	99	6783	7714	10734	6965	7896	10916
35	23	77	105	6813	7755	10874	6995	7937	11056
35	23	83	93	6786	7723	10776	6968	7905	10958
35	23	83	99	6817	7766	10883	6999	7948	11066
35	23	83	105	6846	7807	11023	7028	7989	11205
35	23	89	93	6830	7784	10888	7012	7966	11070
35	23	89	99	6861	7828	10994	7042	8009	11176
35	23	89	105	6890	7869	11135	7072	8051	11317
35	29	65	93	6664	7577	10408	6846	7759	10591
35	29	65	99	6696	7623	10515	6878	7805	10697
35	29	65	105	6725	7667	10656	6907	7849	10838
35	29	71	93	6706	7637	10516	6889	7820	10698
35	29	71	99	6738	7684	10624	6919	7864	10806
35	29	71	105	6766	7727	10764	6949	7910	10946
35	29	77	93	6753	7701	10629	6935	7883	10811
35	29	77	99	6783	7747	10734	6965	7929	10916
35	29	77	105	6813	7792	10874	6995	7974	11056
35	29	83	93	6786	7753	10776	6968	7935	10958
35	29	83	99	6817	7799	10883	6999	7981	11066
35	29	83	105	6846	7844	11023	7028	8026	11205
35	29	89	93	6830	7815	10888	7012	7997	11070
35	29	89	99	6861	7861	10994	7042	8042	11176
35	29	89	105	6890	7905	11135	7072	8087	11317

SECONDARY (H or L)

Da	Db	Wa	Wb	NONE POWER BAR (N) Foundation Laminate	NONE POWER BAR (N) Grade 2 Laminate	NONE POWER BAR (N) Flintwood	INTEGRATED POWER BAR (I or P) Foundation Laminate	INTEGRATED POWER BAR (I or P) Grade 2 Laminate	INTEGRATED POWER BAR (I or P) Flintwood
29	23	65	93	6396	7159	9863	6578	7341	10045
29	23	65	99	6422	7197	9995	6604	7379	10177
29	23	65	105	6447	7234	10091	6629	7416	10274
29	23	71	93	6433	7211	9962	6615	7393	10144
29	23	71	99	6459	7250	10094	6641	7432	10276
29	23	71	105	6484	7286	10192	6666	7468	10374
29	23	77	93	6470	7263	10094	6652	7445	10276
29	23	77	99	6497	7302	10225	6679	7484	10407
29	23	77	105	6522	7339	10323	6704	7521	10505

If Switch Style (D, M, N or O) is specified, add 134.

Pricing is continued on the following page.

Xpress

B H _ U B

Height-Adjustable Desk for U-Shape Workstation – Bevel Bases (Continued)

DIMENSIONS – INCHES
FOR MM X BY 25.4

PRICING

				1 3/16" (M)					
				SECONDARY (H or L)					
				NONE POWER BAR (N)			INTEGRATED POWER BAR (I or P)		
Da	Db	Wa	Wb	Foundation Laminate	Grade 2 Laminate	Flintwood	Foundation Laminate	Grade 2 Laminate	Flintwood
29	23	83	93	6501	7309	10193	6683	7491	10375
29	23	83	99	6527	7348	10324	6709	7530	10506
29	23	83	105	6553	7385	10420	6734	7566	10602
29	23	89	93	6542	7365	10291	6724	7547	10473
29	23	89	99	6567	7402	10422	6749	7584	10604
29	23	89	105	6590	7437	10520	6772	7619	10702
29	29	65	93	6396	7193	9863	6578	7375	10045
29	29	65	99	6422	7233	9995	6604	7415	10177
29	29	65	105	6447	7273	10091	6629	7455	10274
29	29	71	93	6433	7245	9962	6615	7427	10144
29	29	71	99	6459	7285	10094	6641	7467	10276
29	29	71	105	6484	7326	10192	6666	7508	10374
29	29	77	93	6470	7296	10094	6652	7478	10276
29	29	77	99	6497	7338	10225	6679	7520	10407
29	29	77	105	6522	7378	10323	6704	7560	10505
29	29	83	93	6501	7342	10193	6683	7524	10375
29	29	83	99	6527	7383	10324	6709	7565	10506
29	29	83	105	6553	7425	10420	6734	7606	10602
29	29	89	93	6542	7398	10291	6724	7580	10473
29	29	89	99	6567	7438	10422	6749	7620	10604
29	29	89	105	6590	7477	10520	6772	7659	10702
35	23	65	93	6664	7547	10408	6846	7729	10591
35	23	65	99	6696	7590	10515	6878	7772	10697
35	23	65	105	6725	7632	10656	6907	7814	10838
35	23	71	93	6706	7607	10516	6889	7790	10698
35	23	71	99	6738	7651	10624	6919	7832	10806
35	23	71	105	6766	7691	10764	6949	7874	10946
35	23	77	93	6753	7672	10629	6935	7854	10811
35	23	77	99	6783	7714	10734	6965	7896	10916
35	23	77	105	6813	7755	10874	6995	7937	11056
35	23	83	93	6786	7723	10776	6968	7905	10958
35	23	83	99	6817	7766	10883	6999	7948	11066
35	23	83	105	6846	7807	11023	7028	7989	11205
35	23	89	93	6830	7784	10888	7012	7966	11070
35	23	89	99	6861	7828	10994	7042	8009	11176
35	23	89	105	6890	7869	11135	7072	8051	11317

If Switch Style (D, M, N or O) is specified, add 134.

Pricing is continued on the following page.

Xpress

B H _ U B

Height-Adjustable Desk for U-Shape Workstation – Bevel Bases (Continued)

DIMENSIONS – INCHES
FOR MM X BY 25.4

PRICING

1 3/16" (M)

SECONDARY (H or L)

Da	Db	Wa	Wb	NONE POWER BAR (N) Foundation Laminate	NONE POWER BAR (N) Grade 2 Laminate	NONE POWER BAR (N) Flintwood	INTEGRATED POWER BAR (I or P) Foundation Laminate	INTEGRATED POWER BAR (I or P) Grade 2 Laminate	INTEGRATED POWER BAR (I or P) Flintwood
35	29	65	93	6664	7577	10408	6846	7759	10591
35	29	65	99	6696	7623	10515	6878	7805	10697
35	29	65	105	6725	7667	10656	6907	7849	10838
35	29	71	93	6706	7637	10516	6889	7820	10698
35	29	71	99	6738	7684	10624	6919	7864	10806
35	29	71	105	6766	7727	10764	6949	7910	10946
35	29	77	93	6753	7701	10629	6935	7883	10811
35	29	77	99	6783	7747	10734	6965	7929	10916
35	29	77	105	6813	7792	10874	6995	7974	11056
35	29	83	93	6786	7753	10776	6968	7935	10958
35	29	83	99	6817	7799	10883	6999	7981	11066
35	29	83	105	6846	7844	11023	7028	8026	11205
35	29	89	93	6830	7815	10888	7012	7997	11070
35	29	89	99	6861	7861	10994	7042	8042	11176
35	29	89	105	6890	7905	11135	7072	8087	11317

1 9/16" (X)

MID-HEIGHT (K)

				NONE POWER BAR (N) Foundation Laminate	NONE POWER BAR (N) Flintwood	INTEGRATED POWER BAR (I or P) Foundation Laminate	INTEGRATED POWER BAR (I or P) Flintwood
29	23	65	93	6488	10242	6671	10425
29	23	65	99	6524	10389	6706	10571
29	23	65	105	6560	10499	6742	10682
29	23	71	93	6537	10357	6719	10539
29	23	71	99	6575	10503	6757	10685
29	23	71	105	6610	10614	6792	10795
29	23	77	93	6588	10503	6770	10685
29	23	77	99	6625	10646	6808	10828
29	23	77	105	6662	10758	6844	10940
29	23	83	93	6632	10610	6814	10792
29	23	83	99	6666	10755	6848	10938
29	23	83	105	6703	10867	6885	11049
29	23	89	93	6680	10722	6862	10904
29	23	89	99	6715	10868	6898	11051
29	23	89	105	6754	10979	6936	1116 2
29	29	65	93	6488	10242	6671	10425
29	29	65	99	6524	10389	6706	10571
29	29	65	105	6560	10499	6742	10682
29	29	71	93	6537	10357	6719	10539
29	29	71	99	6575	10503	6757	10685
29	29	71	105	6610	10614	6792	10795

If Switch Style (D, M, N or O) is specified, add 134.

Pricing is continued on the following page.

Xpress

B H _ U B

Height-Adjustable Desk for U-Shape Workstation – Bevel Bases (Continued)

DIMENSIONS – INCHES
FOR MM X BY 25.4

PRICING

				1 9/16" (X)			
				MID-HEIGHT (K)			
				NONE POWER BAR (N)		INTEGRATED POWER BAR (I or P)	
Da	Db	Wa	Wb	Foundation Laminate	Flintwood	Foundation Laminate	Flintwood
29	29	77	93	6588	10503	6770	10685
29	29	77	99	6625	10646	6808	10828
29	29	77	105	6662	10758	6844	10940
29	29	83	93	6632	10610	6814	10792
29	29	83	99	6666	10755	6848	10938
29	29	83	105	6703	10867	6885	11049
29	29	89	93	6680	10722	6862	10904
29	29	89	99	6715	10868	6898	11051
29	29	89	105	6754	10979	6936	11161
35	23	65	93	6811	10849	6994	11032
35	23	65	99	6854	10973	7036	11156
35	23	65	105	6898	11132	7080	11315
35	23	71	93	6864	10975	7047	11157
35	23	71	99	6909	11099	7091	11281
35	23	71	105	6951	11257	7133	11439
35	23	77	93	6917	11101	7100	11283
35	23	77	99	6964	11225	7146	11407
35	23	77	105	7005	11383	7187	11565
35	23	83	93	6967	11265	7149	11447
35	23	83	99	7011	11388	7193	11571
35	23	83	105	7055	11549	7237	11731
35	23	89	93	7022	11390	7205	11572
35	23	89	99	7066	11514	7248	11697
35	23	89	105	7110	11673	7292	11855
35	29	65	93	6811	10849	6994	11032
35	29	65	99	6854	10973	7036	11156
35	29	65	105	6898	11132	7080	11315
35	29	71	93	6864	10975	7047	11157
35	29	71	99	6909	11099	7091	11281
35	29	71	105	6951	11257	7133	11439
35	29	77	93	6917	11101	7100	11283
35	29	77	99	6964	11225	7146	11407
35	29	77	105	7005	11383	7187	11565
35	29	83	93	6967	11265	7149	11447
35	29	83	99	7011	11388	7193	11571
35	29	83	105	7055	11549	7237	11731
35	29	89	93	7022	11390	7205	11572
35	29	89	99	7066	11514	7248	11697
35	29	89	105	7110	11673	7292	11855

If Switch Style (D, M, N or O) is specified, add 134.

Pricing is continued on the following page.

Xpress

B H _ U B

Height-Adjustable Desk for U-Shape Workstation – Bevel Bases (Continued)

DIMENSIONS – INCHES
FOR MM X BY 25.4

PRICING

				1 9/16" (X)			
				SECONDARY (H or L)			
				NONE POWER BAR (N)		INTEGRATED POWER BAR (I or P)	
Da	Db	Wa	Wb	Foundation Laminate	Flintwood	Foundation Laminate	Flintwood
29	23	65	93	6488	10242	6671	10425
29	23	65	99	6524	10389	6706	10571
29	23	65	105	6560	10499	6742	10682
29	23	71	93	6537	10357	6719	10539
29	23	71	99	6575	10503	6757	10685
29	23	71	105	6610	10614	6792	10795
29	23	77	93	6588	10503	6770	10685
29	23	77	99	6625	10646	6808	10828
29	23	77	105	6662	10758	6844	10940
29	23	83	93	6632	10610	6814	10792
29	23	83	99	6666	10755	6848	10938
29	23	83	105	6703	10867	6885	11049
29	23	89	93	6680	10722	6862	10904
29	23	89	99	6715	10868	6898	11051
29	23	89	105	6754	10979	6936	11161
29	29	65	93	6488	10242	6671	10425
29	29	65	99	6524	10389	6706	10571
29	29	65	105	6560	10499	6742	10682
29	29	71	93	6537	10357	6719	10539
29	29	71	99	6575	10503	6757	10685
29	29	71	105	6610	10614	6792	10795
29	29	77	93	6588	10503	6770	10685
29	29	77	99	6625	10646	6808	10828
29	29	77	105	6662	10758	6844	10940
29	29	83	93	6632	10610	6814	10792
29	29	83	99	6666	10755	6848	10938
29	29	83	105	6703	10867	6885	11049
29	29	89	93	6680	10722	6862	10904
29	29	89	99	6715	10868	6898	11051
29	29	89	105	6754	10979	6936	11161
35	23	65	93	6811	10849	6994	11032
35	23	65	99	6854	10973	7036	11156
35	23	65	105	6898	11132	7080	11315
35	23	71	93	6864	10975	7047	11157
35	23	71	99	6909	11099	7091	11281
35	23	71	105	6951	11257	7133	11439

If Switch Style (D, M, N or O) is specified, add 134.

Pricing is continued on the following page.

Xpress

B H _ U B

Height-Adjustable Desk for U-Shape Workstation – Bevel Bases (Continued)

DIMENSIONS – INCHES
FOR MM X BY 25.4

PRICING

				1 9/16" (X)			
				SECONDARY (H or L)			
				NONE POWER BAR (N)		INTEGRATED POWER BAR (I or P)	
Da	Db	Wa	Wb	Foundation Laminate	Flintwood	Foundation Laminate	Flintwood
35	23	77	93	6917	11101	7100	11283
35	23	77	99	6964	11225	7146	11407
35	23	77	105	7005	11383	7187	11565
35	23	83	93	6967	11265	7149	11447
35	23	83	99	7011	11388	7193	11571
35	23	83	105	7055	11549	7237	11731
35	23	89	93	7022	11390	7205	11572
35	23	89	99	7066	11514	7248	11697
35	23	89	105	7110	11673	7292	11855
35	29	65	93	6811	10849	6994	11032
35	29	65	99	6854	10973	7036	11156
35	29	65	105	6898	11132	7080	11315
35	29	71	93	6864	10975	7047	11157
35	29	71	99	6909	11099	7091	11281
35	29	71	105	6951	11257	7133	11439
35	29	77	93	6917	11101	7100	11283
35	29	77	99	6964	11225	7146	11407
35	29	77	105	7005	11383	7187	11565
35	29	83	93	6967	11265	7149	11447
35	29	83	99	7011	11388	7193	11571
35	29	83	105	7055	11549	7237	11731
35	29	89	93	7022	11390	7205	11572
35	29	89	99	7066	11514	7248	11697
35	29	89	105	7110	11673	7292	11855

If Switch Style (D, M, N or O) is specified, add 134.

Xpress

B H _ S R

Secondary Desk – Height-Adjustable Run-Off and U-Shape

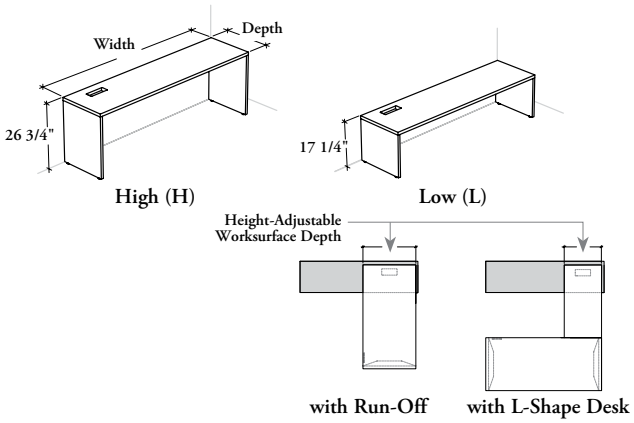

This desk provides a secondary working area (High only) and can support a Height-Adjustable Run-Off (BH_RB or BHGRB), a Height-Adjustable Desk for U-Shape Workstation (BH_UB), Full-Modesty Height-Adjustable Desk for U-Shape Workstation (BF_U), a Wall Panel and Mounted Towers. It must be installed against a wall.

WHAT'S INCLUDED

1 worksurface, 2 gables, 1 or 2 reinforcing bars, 1 rectangular cut-out with grommet (as specified), and mounting hardware.

WHAT'S EXCLUDED

High or Low Height-Adjustable Run-Off, High or Low Height-Adjustable for U-Shape Workstation, Full-Modesty Height-Adjustable Desk for U-Shape Workstation, Wall Panels, Mounted Towers and Storage for Secondary Desk.

NOTES

For more details on Height-Adjustable Run-Off and Height-Adjustable Desk for U-Shape Workstation position and secondary desk, refer on Application Guide.

When Low (L) Configuration is specified, the Flat Trim (8) option is **not** available.

Not all Thickness, Finish, Style or Color options are available. Refer to the Application Guide for more details.

Not all product options are available as Xpress, Please see Xpress catalogue and/or specification software for details.

PRODUCT OPTIONS

Worksurface Thickness	Configuration	Height-Adjustable Worksurface Depth	Depth	Width	Worksurface Position (From Left)
M 1 3/16"	**H** High	23, 29, 35	20, 24	060, 066, 072, 078, 084, 090, 096, 102, 108	00, 06, 12, 18, 24, 30, 36, 42, 48, 54, 60, 66, 72, 78, 84
X 1 9/16"	**L** Low				

SAMPLE ORDER CODE

BHXSR	H	29	24	078	30

PRODUCT OPTIONS CONTINUED

Grommet Option	Worksurface Finish	Edge Trim Style	Edge Trim Finish	Gable Finish	Grommet Finish (If Applicable)
L Left	Foundation Laminate	**6** Straight Trim (3mm)	Edge Trim Colors (for trim style 6 and 8)	Source Laminate	Foundation
N No Grommet (Shown)	Grade 2 Laminate (No Accents)	**8** Flat Trim (1.5mm)		Flintwood (No Cathedral)	Mica
R Right	Flintwood (No Cathedral)	**9** Flintwood Flat Trim			

SAMPLE ORDER CODE CONTINUED

L	2E	6	4E	3E	60

See Pricing on the following page.

Xpress

B H _ S R

Secondary Desk – Height-Adjustable Run-Off and U-Shape (Continued)

DIMENSIONS INCHES / MM

PRICING

1 3/16" (M)

LOW (L)					HIGH (H)			
23" or 29" HEIGHT-ADJUSTABLE WORKSURFACE DEPTH								
FOUNDATION LAMINATE		GRADE 2 LAMINATE		FLINTWOOD	FOUNDATION LAMINATE		GRADE 2 LAMINATE		FLINTWOOD
GABLE FINISH									
D	W	Source Laminate	Source Laminate	Flintwood	Flintwood	Source Laminate	Source Laminate	Flintwood	Flintwood
20 / 508	60 / 1524	977	1081	1532	2124	1048	1152	1710	2363
20 / 508	66 / 1676	1043	1158	1609	2196	1117	1231	1789	2434
20 / 508	72 / 1829	1087	1212	1663	2288	1159	1283	1841	2522
20 / 508	78 / 1981	1128	1264	1715	2358	1203	1338	1896	2596
20 / 508	84 / 2134	1185	1330	1782	2426	1258	1404	1961	2664
20 / 508	90 / 2286	1250	1406	1857	2499	1319	1475	2032	2736
20 / 508	96 / 2438	1307	1474	1925	2606	1385	1552	2109	2843
20 / 508	102 / 2591	1364	1541	1993	2673	1442	1619	2177	2913
20 / 508	108 / 2743	1432	1619	2071	2747	1503	1690	2247	2983
24 / 610	60 / 1524	1091	1216	1688	2278	1180	1305	1923	2640
24 / 610	66 / 1676	1166	1303	1775	2354	1254	1392	2009	2718
24 / 610	72 / 1829	1241	1390	1863	2432	1330	1480	2098	2797
24 / 610	78 / 1981	1308	1471	1943	2544	1397	1559	2177	2907
24 / 610	84 / 2134	1382	1557	2029	2620	1465	1640	2258	2985
24 / 610	90 / 2286	1450	1637	2109	2697	1539	1726	2344	3064
24 / 610	96 / 2438	1526	1725	2198	2813	1609	1809	2426	3174
24 / 610	102 / 2591	1592	1804	2277	2885	1682	1894	2512	3250
24 / 610	108 / 2743	1664	1889	2361	2964	1752	1977	2595	3327

1 9/16" (X)

LOW (L)				HIGH (H)	
23" or 29" HEIGHT-ADJUSTABLE WORKSURFACE DEPTH					
FOUNDATION LAMINATE		FLINTWOOD	FOUNDATION LAMINATE		FLINTWOOD
GABLE FINISH					
		Source Laminate	Flintwood	Source Laminate	Flintwood
20 / 508	60 / 1524	1031	2361	1125	2620
20 / 508	66 / 1676	1096	2458	1191	2718
20 / 508	72 / 1829	1163	2571	1256	2828
20 / 508	78 / 1981	1229	2666	1325	2926
20 / 508	84 / 2134	1298	2761	1392	3017
20 / 508	90 / 2286	1361	2857	1458	3115
20 / 508	96 / 2438	1435	2986	1529	3244
20 / 508	102 / 2591	1499	3084	1596	3340
20 / 508	108 / 2743	1570	3176	1663	3436
24 / 610	60 / 1524	1199	2539	1307	2929
24 / 610	66 / 1676	1277	2642	1389	3028
24 / 610	72 / 1829	1355	2747	1467	3135
24 / 610	78 / 1981	1435	2883	1545	3272
24 / 610	84 / 2134	1513	2988	1627	3376
24 / 610	90 / 2286	1592	3092	1706	3479
24 / 610	96 / 2438	1675	3230	1788	3617
24 / 610	102 / 2591	1753	3332	1864	3718
24 / 610	108 / 2743	1834	3436	1945	3822

Pricing is continued on the following page.

Xpress

B H _ S R

Secondary Desk – Height-Adjustable Run-Off and U-Shape (Continued)

DIMENSIONS
INCHES / MM

PRICING

1 3/16" (M)

		LOW (L)				HIGH (H)			
		35" HEIGHT-ADJUSTABLE WORKSURFACE DEPTH							
		FOUNDATION LAMINATE	GRADE 2 LAMINATE		FLINTWOOD	FOUNDATION LAMINATE	GRADE 2 LAMINATE		FLINTWOOD
		GABLE FINISH							
D	W	Source Laminate	Source Laminate	Flintwood	Flintwood	Source Laminate	Source Laminate	Flintwood	Flintwood
20 / 508	72 / 1829	1087	1212	1663	2288	1159	1283	1841	2522
20 / 508	78 / 1981	1128	1264	1715	2358	1203	1338	1896	2596
20 / 508	84 / 2134	1185	1330	1782	2426	1258	1404	1961	2664
20 / 508	90 / 2286	1250	1406	1857	2499	1319	1475	2032	2736
20 / 508	96 / 2438	1307	1474	1925	2606	1385	1552	2109	2843
20 / 508	102 / 2591	1364	1541	1993	2673	1442	1619	2177	2913
20 / 508	108 / 2743	1432	1619	2071	2747	1503	1690	2247	2983
24 / 610	72 / 1829	1241	1390	1863	2432	1330	1480	2098	2797
24 / 610	78 / 1981	1308	1471	1943	2544	1397	1559	2177	2907
24 / 610	84 / 2134	1382	1557	2029	2620	1465	1640	2258	2985
24 / 610	90 / 2286	1450	1637	2109	2697	1539	1726	2344	3064
24 / 610	96 / 2438	1526	1725	2198	2813	1609	1809	2426	3174
24 / 610	102 / 2591	1592	1804	2277	2885	1682	1894	2512	3250
24 / 610	108 / 2743	1664	1889	2361	2964	1752	1977	2595	3327

1 9/16" (X)

		LOW (L)		HIGH (H)	
		35" HEIGHT-ADJUSTABLE WORKSURFACE DEPTH			
		FOUNDATION LAMINATE	FLINTWOOD	FOUNDATION LAMINATE	FLINTWOOD
		GABLE FINISH			
		Source Laminate	Flintwood	Source Laminate	Flintwood
20 / 508	72 / 1829	1163	2571	1256	2828
20 / 508	78 / 1981	1229	2666	1325	2926
20 / 508	84 / 2134	1298	2761	1392	3017
20 / 508	90 / 2286	1361	2857	1458	3115
20 / 508	96 / 2438	1435	2986	1529	3244
20 / 508	102 / 2591	1499	3084	1596	3340
20 / 508	108 / 2743	1570	3176	1663	3436
24 / 610	72 / 1829	1355	2747	1467	3135
24 / 610	78 / 1981	1435	2883	1545	3272
24 / 610	84 / 2134	1513	2988	1627	3376
24 / 610	90 / 2286	1592	3092	1706	3479
24 / 610	96 / 2438	1675	3230	1788	3617
24 / 610	102 / 2591	1753	3332	1864	3718
24 / 610	108 / 2743	1834	3436	1945	3822

Xpress

B H _ S B

Secondary Desk – Height-Adjustable Peninsula

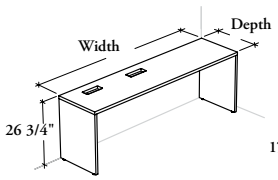

High (H)

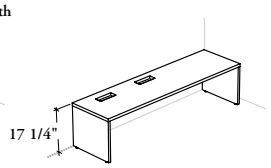

Low (L)

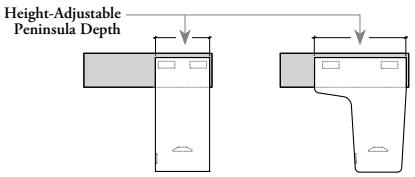

with Peninsula or Tapered Peninsula

with Extended Tapared Peninsula

This desk supports a Height-Adjustable Peninsula (BH_TP, BH_TT or BH_PE), a Wall Panel and Mounted Towers. It must be installed against a wall.

WHAT'S INCLUDED
1 worksurface, 2 gables, 1 or 2 reinforcing bars, 1 rectangular cut-out with grommets (as specified), and mounting hardware.

WHAT'S EXCLUDED
Height-Adjustable Peninsulas, Wall Panels, Mounted Towers and Storage for Secondary Desk.

NOTES
For more details on Height-Adjustable Peninsula position and secondary desk, refer on Application Guide.

When 35" or 40" deep Height-Adjustable Peninsula is selected, 00" wide Worksurface Position is **not** available.

Not all Thickness, Finish, Style or Color options are available. Refer to the Application Guide for more details.

Not all product options are available as Xpress, Please see Xpress catalogue and/or specification software for details.

PRODUCT OPTIONS

Worksurface Thickness	Configuration	Height-Adjustable Peninsula Depth	Depth	Width	Worksurface Position (From Left)
M 1 3/16"	**H** High	35, 40, 46, 52, 58	20, 24	060, 066, 072, 078, 084, 090, 096, 102, 108	00, 06, 12, 18, 24, 30, 36, 42, 48, 54, 60, 66
X 1 9/16"	**L** Low				

SAMPLE ORDER CODE

BHXSB	H	52	24	078	24

PRODUCT OPTIONS CONTINUED

Grommet Option	Worksurface Finish	Edge Trim Style	Edge Trim Finish	Gable Finish	Grommet Finish (If Applicable)
L Left	Foundation Laminate	**6** Straight Trim (3mm)	Edge Trim Colors (for trim style 6 and 8)	Source Laminate	Foundation
N No Grommet (Shown)	Grade 2 Laminate (No Accents)	**8** Flat Trim (1.5mm)		Flintwood (No Cathedral)	Mica
R Right	Flintwood (No Cathedral)	**9** Flintwood Flat Trim			

SAMPLE ORDER CODE CONTINUED

N	2E	6	4E	3E	83

See Pricing on the following page.

Xpress

B H _ S B

Secondary Desk – Height-Adjustable Peninsula (Continued)

DIMENSIONS INCHES / MM

PRICING

1 3/16" (M)

D	W	LOW (L) 35" HEIGHT-ADJUSTABLE PENINSULA DEPTH				HIGH (H)			
		FOUNDATION LAMINATE	GRADE 2 LAMINATE		FLINTWOOD	FOUNDATION LAMINATE	GRADE 2 LAMINATE		FLINTWOOD
		GABLE FINISH							
		Source Laminate	Source Laminate	Flintwood	Flintwood	Source Laminate	Source Laminate	Flintwood	Flintwood
20 / 508	72 / 1829	1087	1212	1663	2288	1159	1283	1841	2522
20 / 508	78 / 1981	1128	1264	1715	2358	1203	1338	1896	2596
20 / 508	84 / 2134	1185	1330	1782	2426	1258	1404	1961	2664
20 / 508	90 / 2286	1250	1406	1857	2499	1319	1475	2032	2736
20 / 508	96 / 2438	1307	1474	1925	2606	1385	1552	2109	2843
20 / 508	102 / 2591	1364	1541	1993	2673	1442	1619	2177	2913
20 / 508	108 / 2743	1432	1619	2071	2747	1503	1690	2247	2983
24 / 610	72 / 1829	1241	1390	1863	2432	1330	1480	2098	2797
24 / 610	78 / 1981	1308	1471	1943	2544	1397	1559	2177	2907
24 / 610	84 / 2134	1382	1557	2029	2620	1465	1640	2258	2985
24 / 610	90 / 2286	1450	1637	2109	2697	1539	1726	2344	3064
24 / 610	96 / 2438	1526	1725	2198	2813	1609	1809	2426	3174
24 / 610	102 / 2591	1592	1804	2277	2885	1682	1894	2512	3250
24 / 610	108 / 2743	1664	1889	2361	2964	1752	1977	2595	3327

1 9/16" (X)

D	W	LOW (L) 35" HEIGHT-ADJUSTABLE PENINSULA DEPTH		HIGH (H)	
		FOUNDATION LAMINATE	FLINTWOOD	FOUNDATION LAMINATE	FLINTWOOD
		GABLE FINISH			
		Source Laminate	Flintwood	Source Laminate	Flintwood
20 / 508	72 / 1829	1163	2571	1256	2828
20 / 508	78 / 1981	1229	2666	1325	2926
20 / 508	84 / 2134	1298	2761	1392	3017
20 / 508	90 / 2286	1361	2857	1458	3115
20 / 508	96 / 2438	1435	2986	1529	3244
20 / 508	102 / 2591	1499	3084	1596	3340
20 / 508	108 / 2743	1570	3176	1663	3436
24 / 610	72 / 1829	1355	2747	1467	3135
24 / 610	78 / 1981	1435	2883	1545	3272
24 / 610	84 / 2134	1513	2988	1627	3376
24 / 610	90 / 2286	1592	3092	1706	3479
24 / 610	96 / 2438	1675	3230	1788	3617
24 / 610	102 / 2591	1753	3332	1864	3718
24 / 610	108 / 2743	1834	3436	1945	3822

Pricing is continued on the following page.

Xpress

B H _ S B

Secondary Desk – Height-Adjustable Peninsula (Continued)

DIMENSIONS
INCHES / MM

PRICING

1 3/16" (M)

		LOW (L)				HIGH (H)			
		40", 46", 52" or 58" HEIGHT-ADJUSTABLE PENINSULA DEPTH							
		FOUNDATION LAMINATE	GRADE 2 LAMINATE		FLINTWOOD	FOUNDATION LAMINATE	GRADE 2 LAMINATE		FLINTWOOD
		GABLE FINISH							
D	W	Source Laminate	Source Laminate	Flintwood	Flintwood	Source Laminate	Source Laminate	Flintwood	Flintwood
20 / 508	60 / 1524	977	1081	1532	2124	1048	1152	1710	2363
20 / 508	66 / 1676	1043	1158	1609	2196	1117	1231	1789	2434
20 / 508	72 / 1829	1087	1212	1663	2288	1159	1283	1841	2522
20 / 508	78 / 1981	1128	1264	1715	2358	1203	1338	1896	2596
20 / 508	84 / 2134	1185	1330	1782	2426	1258	1404	1961	2664
20 / 508	90 / 2286	1250	1406	1857	2499	1319	1475	2032	2736
20 / 508	96 / 2438	1307	1474	1925	2606	1385	1552	2109	2843
20 / 508	102 / 2591	1364	1541	1993	2673	1442	1619	2177	2913
20 / 508	108 / 2743	1432	1619	2071	2747	1503	1690	2247	2983
24 / 610	60 / 1524	1091	1216	1688	2278	1180	1305	1923	2640
24 / 610	66 / 1676	1166	1303	1775	2354	1254	1392	2009	2718
24 / 610	72 / 1829	1241	1390	1863	2432	1330	1480	2098	2797
24 / 610	78 / 1981	1308	1471	1943	2544	1397	1559	2177	2907
24 / 610	84 / 2134	1382	1557	2029	2620	1465	1640	2258	2985
24 / 610	90 / 2286	1450	1637	2109	2697	1539	1726	2344	3064
24 / 610	96 / 2438	1526	1725	2198	2813	1609	1809	2426	3174
24 / 610	102 / 2591	1592	1804	2277	2885	1682	1894	2512	3250
24 / 610	108 / 2743	1664	1889	2361	2964	1752	1977	2595	3327

1 9/16" (X)

		LOW (L)		HIGH (H)	
		40", 46", 52" or 58" HEIGHT-ADJUSTABLE PENINSULA DEPTH			
		FOUNDATION LAMINATE	FLINTWOOD	FOUNDATION LAMINATE	FLINTWOOD
		GABLE FINISH			
		Source Laminate	Flintwood	Source Laminate	Flintwood
20 / 508	60 / 1524	1031	2361	1125	2620
20 / 508	66 / 1676	1096	2458	1191	2718
20 / 508	72 / 1829	1163	2571	1256	2828
20 / 508	78 / 1981	1229	2666	1325	2926
20 / 508	84 / 2134	1298	2761	1392	3017
20 / 508	90 / 2286	1361	2857	1458	3115
20 / 508	96 / 2438	1435	2986	1529	3244
20 / 508	102 / 2591	1499	3084	1596	3340
20 / 508	108 / 2743	1570	3176	1663	3436
24 / 610	60 / 1524	1199	2539	1307	2929
24 / 610	66 / 1676	1277	2642	1389	3028
24 / 610	72 / 1829	1355	2747	1467	3135
24 / 610	78 / 1981	1435	2883	1545	3272
24 / 610	84 / 2134	1513	2988	1627	3376
24 / 610	90 / 2286	1592	3092	1706	3479
24 / 610	96 / 2438	1675	3230	1788	3617
24 / 610	102 / 2591	1753	3332	1864	3718
24 / 610	108 / 2743	1834	3436	1945	3822

Xpress

B H _ S L

Secondary Desk – Height-Adjustable L-Shape Worksurface

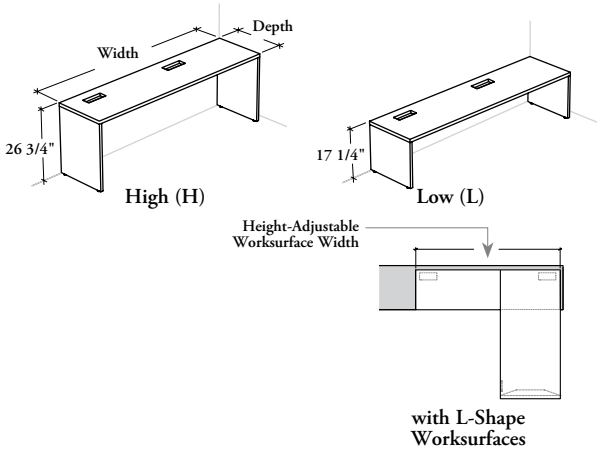

This desk supports a Height-Adjustable L-Shape Worksurfaces (BH_LB, BH_L, BH_LT), a Wall Panel and Mounted Towers. It must be installed against a wall.

WHAT'S INCLUDED
1 worksurface, 2 gables, 1 or 2 reinforcing bars, and mounting hardware.

WHAT'S EXCLUDED
Height-Adjustable L-Shape Worksurfaces, Wall Panels, Mounted Towers and Storage for Secondary Desk.

NOTES
For more details on Height-Adjustable L-Shape Worksurface position and secondary desk, refer on Application Guide.

Not all Thickness, Finish, Style or Color options are available. Refer to the Application Guide for more details.

Not all product options are available as Xpress, Please see Xpress catalogue and/or specification software for details.

PRODUCT OPTIONS

Worksurface Thickness	Configuration	Height-Adjustable Worksurface Width	Depth	Width
M 1 3/16"	**H** High	58, 64, 70, 76, 82, 88	20, 24	060, 066, 072, 078, 084, 090, 096, 102, 108
X 1 9/16"	**L** Low			

SAMPLE ORDER CODE

BHXSL	L	58	20	108

PRODUCT OPTIONS CONTINUED

Worksurface Position (From Left)	Worksurface Finish	Edge Trim Style	Edge Trim Finish	Gable Finish
00, 06, 12, 18, 24, 30, 36, 42, 48	Foundation Laminate Grade 2 Laminate (No Accents) Flintwood (No Cathedral)	**6** Straight Trim (3mm) **8** Flat Trim (1.5mm) **9** Flintwood Flat Trim	Edge Trim Colors (for trim style 6 and 8)	Source Laminate Flintwood (No Cathedral)

SAMPLE ORDER CODE CONTINUED

00	LW	6	ST	XS

See Pricing on the following page.

Xpress

B H _ S L

Secondary Desk – Height-Adjustable L-Shape Worksurface (Continued)

DIMENSIONS INCHES / MM

PRICING

1 3/16" (M)

LOW (L)					HIGH (H)			
58" HEIGHT-ADJUSTABLE WORKSURFACE DEPTH								
FOUNDATION LAMINATE		GRADE 2 LAMINATE		FLINTWOOD	FOUNDATION LAMINATE		GRADE 2 LAMINATE		FLINTWOOD
GABLE FINISH									
D	W	Source Laminate	Source Laminate	Flintwood	Flintwood	Source Laminate	Source Laminate	Flintwood	Flintwood
20 / 508	60 / 1524	977	1081	1532	2124	1048	1152	1710	2363
20 / 508	66 / 1524	1043	1158	1609	2196	1117	1231	1789	2434
20 / 508	72 / 1829	1087	1212	1663	2288	1159	1283	1841	2522
20 / 508	78 / 1981	1128	1264	1715	2358	1203	1338	1896	2596
20 / 508	84 / 2134	1185	1330	1782	2426	1258	1404	1961	2664
20 / 508	90 / 2286	1250	1406	1857	2499	1319	1475	2032	2736
20 / 508	96 / 2438	1307	1474	1925	2606	1385	1552	2109	2843
20 / 508	102 / 2591	1364	1541	1993	2673	1442	1619	2177	2913
20 / 508	108 / 2743	1432	1619	2071	2747	1503	1690	2247	2983
24 / 610	60 / 1524	1091	1216	1688	2278	1180	1305	1923	2640
24 / 610	66 / 1524	1166	1303	1775	2354	1254	1392	2009	2718
24 / 610	72 / 1829	1241	1390	1863	2432	1330	1480	2098	2797
24 / 610	78 / 1981	1308	1471	1943	2544	1397	1559	2177	2907
24 / 610	84 / 2134	1382	1557	2029	2620	1465	1640	2258	2985
24 / 610	90 / 2286	1450	1637	2109	2697	1539	1726	2344	3064
24 / 610	96 / 2438	1526	1725	2198	2813	1609	1809	2426	3174
24 / 610	102 / 2591	1592	1804	2277	2885	1682	1894	2512	3250
24 / 610	108 / 2743	1664	1889	2361	2964	1752	1977	2595	3327

1 9/16" (X)

LOW (L)				HIGH (H)	
58" HEIGHT-ADJUSTABLE PENINSULA DEPTH					
FOUNDATION LAMINATE		FLINTWOOD	FOUNDATION LAMINATE		FLINTWOOD
GABLE FINISH					
		Source Laminate	Flintwood	Source Laminate	Flintwood
20 / 508	60 / 1524	1031	2361	1125	2620
20 / 508	66 / 1524	1096	2458	1191	2718
20 / 508	72 / 1829	1163	2571	1256	2828
20 / 508	78 / 1981	1229	2666	1325	2926
20 / 508	84 / 2134	1298	2761	1392	3017
20 / 508	90 / 2286	1361	2857	1458	3115
20 / 508	96 / 2438	1435	2986	1529	3244
20 / 508	102 / 2591	1499	3084	1596	3340
20 / 508	108 / 2743	1570	3176	1663	3436
24 / 610	60 / 1524	1199	2539	1307	2929
24 / 610	66 / 1524	1277	2642	1389	3028
24 / 610	72 / 1829	1355	2747	1467	3135
24 / 610	78 / 1981	1435	2883	1545	3272
24 / 610	84 / 2134	1513	2988	1627	3376
24 / 610	90 / 2286	1592	3092	1706	3479
24 / 610	96 / 2438	1675	3230	1788	3617
24 / 610	102 / 2591	1753	3332	1864	3718
24 / 610	108 / 2743	1834	3436	1945	3822

Pricing is continued on the following page.

Xpress

B H _ S L

Secondary Desk – Height-Adjustable L-Shape Worksurface (Continued)

DIMENSIONS
INCHES / MM

PRICING

1 3/16" (M)

		LOW (L)				HIGH (H)			
		64" HEIGHT-ADJUSTABLE WORKSURFACE DEPTH							
		FOUNDATION LAMINATE	GRADE 2 LAMINATE		FLINTWOOD	FOUNDATION LAMINATE	GRADE 2 LAMINATE		FLINTWOOD
		GABLE FINISH							
D	W	Source Laminate	Source Laminate	Flintwood	Flintwood	Source Laminate	Source Laminate	Flintwood	Flintwood
20 / 508	66 / 1524	1043	1158	1609	2196	1117	1231	1789	2434
20 / 508	72 / 1829	1087	1212	1663	2288	1159	1283	1841	2522
20 / 508	78 / 1981	1128	1264	1715	2358	1203	1338	1896	2596
20 / 508	84 / 2134	1185	1330	1782	2426	1258	1404	1961	2664
20 / 508	90 / 2286	1250	1406	1857	2499	1319	1475	2032	2736
20 / 508	96 / 2438	1307	1474	1925	2606	1385	1552	2109	2843
20 / 508	102 / 2591	1364	1541	1993	2673	1442	1619	2177	2913
20 / 508	108 / 2743	1432	1619	2071	2747	1503	1690	2247	2983
24 / 610	66 / 1524	1166	1303	1775	2354	1254	1392	2009	2718
24 / 610	72 / 1829	1241	1390	1863	2432	1330	1480	2098	2797
24 / 610	78 / 1981	1308	1471	1943	2544	1397	1559	2177	2907
24 / 610	84 / 2134	1382	1557	2029	2620	1465	1640	2258	2985
24 / 610	90 / 2286	1450	1637	2109	2697	1539	1726	2344	3064
24 / 610	96 / 2438	1526	1725	2198	2813	1609	1809	2426	3174
24 / 610	102 / 2591	1592	1804	2277	2885	1682	1894	2512	3250
24 / 610	108 / 2743	1664	1889	2361	2964	1752	1977	2595	3327

1 9/16" (X)

		LOW (L)		HIGH (H)	
		64" HEIGHT-ADJUSTABLE WORKSURFACE DEPTH			
		FOUNDATION LAMINATE	FLINTWOOD	FOUNDATION LAMINATE	FLINTWOOD
		GABLE FINISH			
		Source Laminate	Flintwood	Source Laminate	Flintwood
20 / 508	66 / 1524	1096	2458	1191	2718
20 / 508	72 / 1829	1163	2571	1256	2828
20 / 508	78 / 1981	1229	2666	1325	2926
20 / 508	84 / 2134	1298	2761	1392	3017
20 / 508	90 / 2286	1361	2857	1458	3115
20 / 508	96 / 2438	1435	2986	1529	3244
20 / 508	102 / 2591	1499	3084	1596	3340
20 / 508	108 / 2743	1570	3176	1663	3436
24 / 610	66 / 1524	1277	2642	1389	3028
24 / 610	72 / 1829	1355	2747	1467	3135
24 / 610	78 / 1981	1435	2883	1545	3272
24 / 610	84 / 2134	1513	2988	1627	3376
24 / 610	90 / 2286	1592	3092	1706	3479
24 / 610	96 / 2438	1675	3230	1788	3617
24 / 610	102 / 2591	1753	3332	1864	3718
24 / 610	108 / 2743	1834	3436	1945	3822

Pricing is continued on the following page.

Xpress

B H _ S L

Secondary Desk – Height-Adjustable L-Shape Worksurface (Continued)

DIMENSIONS INCHES / MM

PRICING

1 3/16" (M)

LOW (L)

70" HEIGHT-ADJUSTABLE WORKSURFACE DEPTH

D	W	FOUNDATION LAMINATE GABLE FINISH Source Laminate	GRADE 2 LAMINATE Source Laminate	GRADE 2 LAMINATE Flintwood	FLINTWOOD Flintwood
20 / 508	72 / 1829	1087	1212	1663	2288
20 / 508	78 / 1981	1128	1264	1715	2358
20 / 508	84 / 2134	1185	1330	1782	2426
20 / 508	90 / 2286	1250	1406	1857	2499
20 / 508	96 / 2438	1307	1474	1925	2606
20 / 508	102 / 2591	1364	1541	1993	2673
20 / 508	108 / 2743	1432	1619	2071	2747
24 / 610	72 / 1829	1241	1390	1863	2432
24 / 610	78 / 1981	1308	1471	1943	2544
24 / 610	84 / 2134	1382	1557	2029	2620
24 / 610	90 / 2286	1450	1637	2109	2697
24 / 610	96 / 2438	1526	1725	2198	2813
24 / 610	102 / 2591	1592	1804	2277	2885
24 / 610	108 / 2743	1664	1889	2361	2964

HIGH (H)

FOUNDATION LAMINATE GABLE FINISH Source Laminate	GRADE 2 LAMINATE Source Laminate	GRADE 2 LAMINATE Flintwood	FLINTWOOD Flintwood
1159	1283	1841	2522
1203	1338	1896	2596
1258	1404	1961	2664
1319	1475	2032	2736
1385	1552	2109	2843
1442	1619	2177	2913
1503	1690	2247	2983
1330	1480	2098	2797
1397	1559	2177	2907
1465	1640	2258	2985
1539	1726	2344	3064
1609	1809	2426	3174
1682	1894	2512	3250
1752	1977	2595	3327

1 9/16" (X)

LOW (L)

70" HEIGHT-ADJUSTABLE WORKSURFACE DEPTH

D	W	FOUNDATION LAMINATE GABLE FINISH Source Laminate	FLINTWOOD Flintwood
20 / 508	72 / 1829	1163	2571
20 / 508	78 / 1981	1229	2666
20 / 508	84 / 2134	1298	2761
20 / 508	90 / 2286	1361	2857
20 / 508	96 / 2438	1435	2986
20 / 508	102 / 2591	1499	3084
20 / 508	108 / 2743	1570	3176
24 / 610	72 / 1829	1355	2747
24 / 610	78 / 1981	1435	2883
24 / 610	84 / 2134	1513	2988
24 / 610	90 / 2286	1592	3092
24 / 610	96 / 2438	1675	3230
24 / 610	102 / 2591	1753	3332
24 / 610	108 / 2743	1834	3436

HIGH (H)

FOUNDATION LAMINATE GABLE FINISH Source Laminate	FLINTWOOD Flintwood
1256	2828
1325	2926
1392	3017
1458	3115
1529	3244
1596	3340
1663	3436
1467	3135
1545	3272
1627	3376
1706	3479
1788	3617
1864	3718
1945	3822

Pricing is continued on the following page.

Xpress

B H _ S L

Secondary Desk – Height Adjustable L-Shape Worksurface (Continued)

DIMENSIONS
INCHES / MM

PRICING

1 3/16" (M)

		LOW (L)				HIGH (H)			
		76" HEIGHT-ADJUSTABLE WORKSURFACE DEPTH							
		FOUNDATION LAMINATE	GRADE 2 LAMINATE		FLINTWOOD	FOUNDATION LAMINATE	GRADE 2 LAMINATE		FLINTWOOD
		GABLE FINISH							
D	W	Source Laminate	Source Laminate	Flintwood	Flintwood	Source Laminate	Source Laminate	Flintwood	Flintwood
20 / 508	78 / 1981	1128	1264	1715	2358	1203	1338	1896	2596
20 / 508	84 / 2134	1185	1330	1782	2426	1258	1404	1961	2664
20 / 508	90 / 2286	1250	1406	1857	2499	1319	1475	2032	2736
20 / 508	96 / 2438	1307	1474	1925	2606	1385	1552	2109	2843
20 / 508	102 / 2591	1364	1541	1993	2673	1442	1619	2177	2913
20 / 508	108 / 2743	1432	1619	2071	2747	1503	1690	2247	2983
24 / 610	78 / 1981	1308	1471	1943	2544	1397	1559	2177	2907
24 / 610	84 / 2134	1382	1557	2029	2620	1465	1640	2258	2985
24 / 610	90 / 2286	1450	1637	2109	2697	1539	1726	2344	3064
24 / 610	96 / 2438	1526	1725	2198	2813	1609	1809	2426	3174
24 / 610	102 / 2591	1592	1804	2277	2885	1682	1894	2512	3250
24 / 610	108 / 2743	1664	1889	2361	2964	1752	1977	2595	3327

1 9/16" (X)

		LOW (L)		HIGH (H)	
		76" HEIGHT-ADJUSTABLE WORKSURFACE DEPTH			
		FOUNDATION LAMINATE	FLINTWOOD	FOUNDATION LAMINATE	FLINTWOOD
		GABLE FINISH			
		Source Laminate	Flintwood	Source Laminate	Flintwood
20 / 508	78 / 1981	1229	2666	1325	2926
20 / 508	84 / 2134	1298	2761	1392	3017
20 / 508	90 / 2286	1361	2857	1458	3115
20 / 508	96 / 2438	1435	2986	1529	3244
20 / 508	102 / 2591	1499	3084	1596	3340
20 / 508	108 / 2743	1570	3176	1663	3436
24 / 610	78 / 1981	1435	2883	1545	3272
24 / 610	84 / 2134	1513	2988	1627	3376
24 / 610	90 / 2286	1592	3092	1706	3479
24 / 610	96 / 2438	1675	3230	1788	3617
24 / 610	102 / 2591	1753	3332	1864	3718
24 / 610	108 / 2743	1834	3436	1945	3822

Pricing is continued on the following page.

Xpress

B H _ S L

Secondary Desk – Height-Adjustable L-Shape Worksurface (Continued)

DIMENSIONS INCHES / MM

PRICING

1 3/16" (M)

		LOW (L)				HIGH (H)			
		82" HEIGHT-ADJUSTABLE WORKSURFACE DEPTH							
		FOUNDATION LAMINATE	GRADE 2 LAMINATE		FLINTWOOD	FOUNDATION LAMINATE	GRADE 2 LAMINATE		FLINTWOOD
		GABLE FINISH							
D	W	Source Laminate	Source Laminate	Flintwood	Flintwood	Source Laminate	Source Laminate	Flintwood	Flintwood
20 / 508	84 / 2134	1185	1330	1782	2426	1258	1404	1961	2664
20 / 508	90 / 2286	1250	1406	1857	2499	1319	1475	2032	2736
20 / 508	96 / 2438	1307	1474	1925	2606	1385	1552	2109	2843
20 / 508	102 / 2591	1364	1541	1993	2673	1442	1619	2177	2913
20 / 508	108 / 2743	1432	1619	2071	2747	1503	1690	2247	2983
24 / 610	84 / 2134	1382	1557	2029	2620	1465	1640	2258	2985
24 / 610	90 / 2286	1450	1637	2109	2697	1539	1726	2344	3064
24 / 610	96 / 2438	1526	1725	2198	2813	1609	1809	2426	3174
24 / 610	102 / 2591	1592	1804	2277	2885	1682	1894	2512	3250
24 / 610	108 / 2743	1664	1889	2361	2964	1752	1977	2595	3327

1 9/16" (X)

		LOW (L)		HIGH (H)	
		82" HEIGHT-ADJUSTABLE WORKSURFACE DEPTH			
		FOUNDATION LAMINATE	FLINTWOOD	FOUNDATION LAMINATE	FLINTWOOD
		GABLE FINISH			
		Source Laminate	Flintwood	Source Laminate	Flintwood
20 / 508	84 / 2134	1298	2761	1392	3017
20 / 508	90 / 2286	1361	2857	1458	3115
20 / 508	96 / 2438	1435	2986	1529	3244
20 / 508	102 / 2591	1499	3084	1596	3340
20 / 508	108 / 2743	1570	3176	1663	3436
24 / 610	84 / 2134	1513	2988	1627	3376
24 / 610	90 / 2286	1592	3092	1706	3479
24 / 610	96 / 2438	1675	3230	1788	3617
24 / 610	102 / 2591	1753	3332	1864	3718
24 / 610	108 / 2743	1834	3436	1945	3822

Pricing is continued on the following page.

Xpress

B H _ S L

Secondary Desk – Height-Adjustable L-Shape Worksurface (Continued)

DIMENSIONS INCHES / MM | **PRICING**

1 3/16" (M)

		LOW (L)				HIGH (H)			
		88" HEIGHT-ADJUSTABLE WORKSURFACE DEPTH							
		FOUNDATION LAMINATE	GRADE 2 LAMINATE		FLINTWOOD	FOUNDATION LAMINATE	GRADE 2 LAMINATE		FLINTWOOD
		GABLE FINISH							
D	W	Source Laminate	Source Laminate	Flintwood	Flintwood	Source Laminate	Source Laminate	Flintwood	Flintwood
20 / 508	90 / 2286	1250	1406	1857	2499	1319	1475	2032	2736
20 / 508	96 / 2438	1307	1474	1925	2606	1385	1552	2109	2843
20 / 508	102 / 2591	1364	1541	1993	2673	1442	1619	2177	2913
20 / 508	108 / 2743	1432	1619	2071	2747	1503	1690	2247	2983
24 / 610	90 / 2286	1450	1637	2109	2697	1539	1726	2344	3064
24 / 610	96 / 2438	1526	1725	2198	2813	1609	1809	2426	3174
24 / 610	102 / 2591	1592	1804	2277	2885	1682	1894	2512	3250
24 / 610	108 / 2743	1664	1889	2361	2964	1752	1977	2595	3327

1 9/16" (X)

		LOW (L)		HIGH (H)	
		88" HEIGHT-ADJUSTABLE WORKSURFACE DEPTH			
		FOUNDATION LAMINATE	FLINTWOOD	FOUNDATION LAMINATE	FLINTWOOD
		GABLE FINISH			
		Source Laminate	Flintwood	Source Laminate	Flintwood
20 / 508	90 / 2286	1361	2857	1458	3115
20 / 508	96 / 2438	1435	2986	1529	3244
20 / 508	102 / 2591	1499	3084	1596	3340
20 / 508	108 / 2743	1570	3176	1663	3436
24 / 610	90 / 2286	1592	3092	1706	3479
24 / 610	96 / 2438	1675	3230	1788	3617
24 / 610	102 / 2591	1753	3332	1864	3718
24 / 610	108 / 2743	1834	3436	1945	3822

desk accessories

desk accessories product map

B A S M L Suspended Modesty Panel – Solid

Page 880

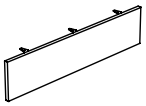

B A S M G Suspended Modesty Panel – Glass

Page 882

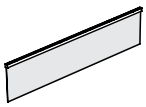

B A S M M Suspended Modesty Panel – Metal

Page 884

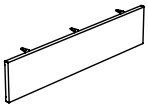

B A S M E Suspended Modesty Panel – Felt

Page 886

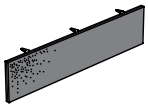

B A S M C L Suspended Modesty Panel for Cantilever Run-Off – Solid

Page 888

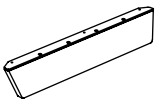

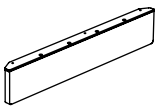

B A S M C G Suspended Modesty Panel for Cantilever Run-Off – Glass

Page 890

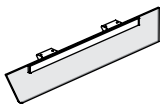

B A M P L Peninsula Modesty Panel – Solid

Page 892

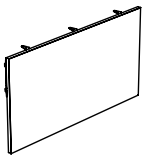

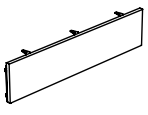

B A M P M Peninsula Modesty Panel – Metal

Page 893

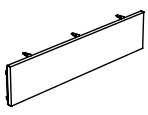

desk accessories product map

B W G G Semi-Supported Gable with Spacers – Solid

Page 894

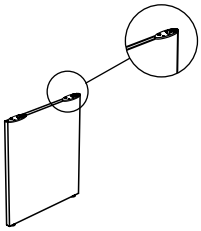

B W G L Semi-Supported Leg – Solid

Page 895

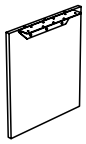

B W W O Frame Leg – Open

Page 896



B W W F Frame Leg – Full Infill

Page 897

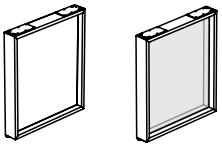

B W W B Fixed-Height Bevel Base – Solid End Panel

Page 898

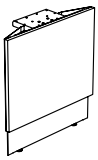

B W B L Fixed-Height Bevel Post Leg

Page 899

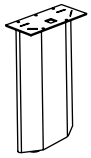

B W E B Elliptical Base

Page 900

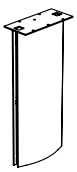

B W S Q Central Square Post Leg

Page 901

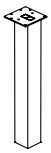

desk accessories product map

B W S C Column Leg

Page 902



B W A L Angular Leg

Page 903

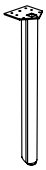

B W S L B Blade Leg

Page 904



B A S W L Worksurface Edge Screen – Solid

Page 906

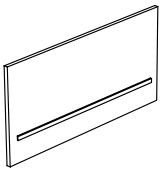

B A S W G Worksurface Edge Screen – Glass

Page 907

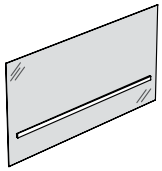

B A S F F Desk Screen – Fabric

Page 908

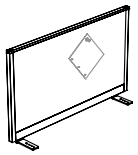

B A S F G Desk Screen – Glass

Page 909

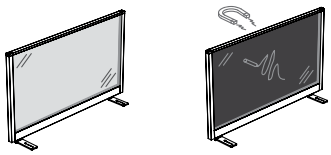

B A P S E Personal Screen – Felt

Page 910



desk accessories product map

B A D F Stow[Away] Drawer

Page 911

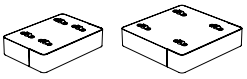

B A D M F Multi-Functional Drawer

Page 912

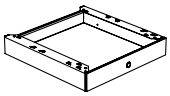

B R A X Accessories

Page 913

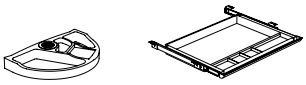

B A W O Box Drawer Organizers

Page 914

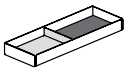

B A L W O Lateral Worksurface Organizer

Page 915

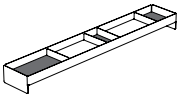

B A B E Metal Bookends

Page 916

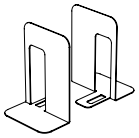

R A K B Retractable Keyboard Shelf

Page 917

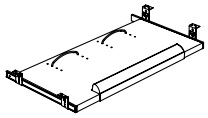

desk accessories product map

B A S F C Seat Cushion – Fabric

Page 918

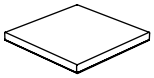

B A S E P Seat Pad – Felt

Page 920

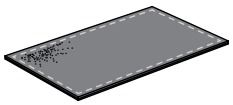

Xpress

B A S M L
Suspended Modesty Panel – Solid

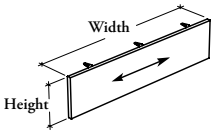

This modesty panel provides additional seated privacy and can be used with specific desks and tables.

WHAT'S INCLUDED
1 half-height modesty panel and hardware.

NOTES
The width to specified depends on products and supports selected. For details, refer to the Application Guide.

This Suspended Modesty Panel can be used with specific products. For details, refer to the Application Guide.

Only 6" can be installed pass-over a Low Secondary Desk for Height-Adjustable Worksurfaces.

Hardware is finished in Black.

Not all finishes are **not** available as Xpress, Please see Xpress catalogue and/or specification software for details.

PRODUCT OPTIONS

Width	Height	Worksurface Style	Modesty Panel Finish
24, 25, 26, 27, 28, 29, 30, 31, 32, 33, 34, 35, 36, 37, 38, 39, 40, 41, 42, 43, 44, 45, 46, 47, 48, 49, 50, 51, 52, 53, 54, 55, 56, 57, 58, 59, 60, 61, 62, 63, 64, 65, 66, 67, 68, 69, 70, 71, 72, 73, 74, 75, 76, 77, 78, 79, 80, 81, 82, 83, 84	06, 10	**G** Glass Top **S** Standard Solid Top (D, M and X)	Source Laminate Grade 2 Laminate (No Accents) Flintwood (No Cathedral)

SAMPLE ORDER CODE

BASML 45	10	S	XS

DIMENSIONS INCHES / MM / **PRICING**

6" HEIGHT (06)

W	Source Laminate	Grade 2 Laminate	Flintwood
24 / 610	86	136	347
25 / 635	87	138	365
26 / 660	87	140	365
27 / 686	87	142	365
28 / 711	88	146	380
29 / 737	88	148	380
30 / 762	88	150	380
31 / 787	90	154	396
32 / 813	90	156	396
33 / 838	90	158	396
34 / 864	100	170	410
35 / 889	100	172	410
36 / 914	100	174	410
37 / 940	104	180	432
38 / 965	104	182	432
39 / 991	104	184	432
40 / 1016	112	194	445
41 / 1041	112	197	445
42 / 1067	112	199	445
43 / 1092	115	204	462
44 / 1118	115	206	462
45 / 1143	115	208	462
46 / 1168	119	213	502
47 / 1194	119	215	502

DIMENSIONS INCHES / MM / **PRICING**

W	Source Laminate	Grade 2 Laminate	Flintwood
48 / 1219	119	217	502
49 / 1245	123	224	519
50 / 1270	123	225	519
51 / 1295	123	227	519
52 / 1321	131	237	532
53 / 1346	131	239	532
54 / 1372	131	241	532
55 / 1397	148	260	551
56 / 1422	148	262	551
57 / 1448	148	264	551
58 / 1473	150	268	566
59 / 1499	150	270	566
60 / 1524	150	272	566
61 / 1549	155	280	584
62 / 1575	155	282	584
63 / 1600	155	284	584
64 / 1626	162	293	599
65 / 1651	162	295	599
66 / 1676	162	297	599
67 / 1702	164	302	618
68 / 1727	164	304	618
69 / 1753	164	306	618
70 / 1778	170	313	632
71 / 1803	170	315	632

Pricing is continued on the following page.

Xpress

B A S M L

Suspended Modesty Panel – Solid (Continued)

6" HEIGHT (06) (CONTINUED)

DIMENSIONS INCHES / MM	PRICING		
W	Source Laminate	Grade 2 Laminate	Flintwood
72 / 1829	170	317	632
73 / 1854	178	328	648
74 / 1880	178	329	648
75 / 1905	178	331	648
76 / 1030	183	338	666
77 / 1956	183	340	666
78 / 1981	183	342	666
79 / 2007	187	348	684
80 / 2032	187	350	684
81 / 2057	187	353	684
82 / 2083	190	358	699
83 / 2109	190	360	699
84 / 2134	190	362	699

10" HEIGHT (10)

DIMENSIONS INCHES / MM	PRICING		
W	Source Laminate	Grade 2 Laminate	Flintwood
24 / 610	96	178	431
25 / 635	98	183	446
26 / 660	98	186	446
27 / 686	98	190	446
28 / 711	101	197	467
29 / 737	101	200	467
30 / 762	101	203	467
31 / 787	104	210	488
32 / 813	104	213	488
33 / 838	104	216	488
34 / 864	116	233	506
35 / 889	116	236	506
36 / 914	116	239	506
37 / 940	126	252	527
38 / 965	126	256	527
39 / 991	126	259	527
40 / 1016	132	268	547
41 / 1041	132	271	547
42 / 1067	132	276	547
43 / 1092	135	282	565
44 / 1118	135	285	565
45 / 1143	135	288	565
46 / 1168	142	300	610
47 / 1194	142	303	610
48 / 1219	142	306	610
49 / 1245	149	316	629
50 / 1270	149	319	629
51 / 1295	149	322	629
52 / 1321	162	339	648
53 / 1346	162	343	648
54 / 1372	162	346	648
55 / 1397	182	369	667
56 / 1422	182	372	667
57 / 1448	182	376	667
58 / 1473	186	384	688
59 / 1499	186	387	688
60 / 1524	186	390	688
61 / 1549	190	398	710
62 / 1575	190	401	710
63 / 1600	190	405	710
64 / 1626	198	415	728
65 / 1651	198	419	728
66 / 1676	198	422	728
67 / 1702	209	437	750
68 / 1727	209	441	750
69 / 1753	209	444	750
70 / 1778	214	452	768
71 / 1803	214	456	768
72 / 1829	214	460	768
73 / 1854	222	470	785
74 / 1880	222	473	785
75 / 1905	222	476	785
76 / 1030	230	489	808
77 / 1956	230	492	808
78 / 1981	230	495	808
79 / 2007	240	509	828
80 / 2032	240	513	828
81 / 2057	240	516	828
82 / 2083	245	524	847
83 / 2109	245	528	847
84 / 2134	245	531	847

Xpress

B A S M G
Suspended Modesty Panel – Glass

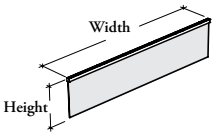

This modesty panel provides additional seated privacy and can be used with specific desks and tables.

WHAT'S INCLUDED
1 half-height modesty panel and hardware.

NOTES
The width to specified depends on products and supports selected. For details, refer to the Application Guide.

This Suspended Modesty Panel can be used with specific products. For details, refer to the Application Guide.

All Height-Adjustable Worksurfaces on Low Secondary Desk must only be specified with 6" height modesty when overlapping Secondary Desk – Height-Adjustable Run-Off or U-Shape (BH_SR).

Not all glass finishes are available as Xpress, Please see Xpress catalogue and/or specification software for details.

PRODUCT OPTIONS

Width	Height	Worksurface Style	Glass Finish	Hardware Finish
30, 31, 32, 33, 34, 35, 36, 37, 38, 39, 40, 41, 42, 43, 44, 45, 46, 47, 48, 49, 50, 51, 52, 53, 54, 55, 56, 57, 58, 59, 60, 61, 62, 63, 64, 65, 66, 67, 68, 69, 70, 71, 72, 73, 74, 75, 76, 77, 78, 79, 80, 81, 82, 83, 84	06, 10	**G** Glass Top **S** Standard Solid Top (D, M or X)	**Standard:** **FT** Frosted **Back-Painted**	Foundation Mica

SAMPLE ORDER CODE

BASMG 46	**06**	**G**	**FT**	**60**

DIMENSIONS INCHES / MM

PRICING

6" HEIGHT (06)

W	Frosted Glass (FT)/ Back-Painted Glass
30 / 762	394
31 / 787	407
32 / 813	407
33 / 838	407
34 / 864	422
35 / 889	422
36 / 914	422
37 / 940	447
38 / 965	447
39 / 991	447
40 / 1016	472
41 / 1041	472
42 / 1067	472
43 / 1092	491
44 / 1118	491
45 / 1143	491
46 / 1168	502
47 / 1194	502
48 / 1219	502
49 / 1245	516
50 / 1270	516
51 / 1295	516
52 / 1321	527
53 / 1346	527
54 / 1372	527
55 / 1397	542
56 / 1422	542
57 / 1448	542

DIMENSIONS INCHES / MM

PRICING

W	Frosted Glass (FT)/ Back-Painted Glass
58 / 1473	555
59 / 1499	555
60 / 1524	555
61 / 1549	570
62 / 1575	570
63 / 1600	570
64 / 1626	581
65 / 1651	581
66 / 1676	581
67 / 1702	594
68 / 1727	594
69 / 1753	594
70 / 1778	610
71 / 1803	610
72 / 1829	610
73 / 1854	621
74 / 1880	621
75 / 1905	621
76 / 1030	638
77 / 1956	638
78 / 1981	638
79 / 2007	648
80 / 2032	648
81 / 2057	648
82 / 2083	664
83 / 2109	664
84 / 2134	664

Pricing is continued on the following page.

Xpress

B A S M G

Suspended Modesty Panel – Glass (Continued)

DIMENSIONS INCHES / MM	PRICING
	10" HEIGHT (10)
W	Frosted Glass (FT)/ Back-Painted Glass
30 / 762	394
31 / 787	407
32 / 813	407
33 / 838	407
34 / 864	422
35 / 889	422
36 / 914	422
37 / 940	447
38 / 965	447
39 / 991	447
40 / 1016	472
41 / 1041	472
42 / 1067	472
43 / 1092	496
44 / 1118	496
45 / 1143	496
46 / 1168	520
47 / 1194	520
48 / 1219	520
49 / 1245	547
50 / 1270	547
51 / 1295	547
52 / 1321	570
53 / 1346	570
54 / 1372	570
55 / 1397	595
56 / 1422	595
57 / 1448	595

DIMENSIONS INCHES / MM	PRICING
W	Frosted Glass (FT)/ Back-Painted Glass
58 / 1473	620
59 / 1499	620
60 / 1524	620
61 / 1549	647
62 / 1575	647
63 / 1600	647
64 / 1626	669
65 / 1651	669
66 / 1676	669
67 / 1702	698
68 / 1727	698
69 / 1753	698
70 / 1778	722
71 / 1803	722
72 / 1829	722
73 / 1854	749
74 / 1880	749
75 / 1905	749
76 / 1030	775
77 / 1956	775
78 / 1981	775
79 / 2007	798
80 / 2032	798
81 / 2057	798
82 / 2083	825
83 / 2109	825
84 / 2134	825

Xpress

B A S M M
Suspended Modesty Panel – Metal

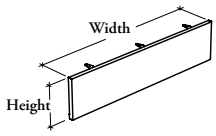

This modesty panel provides additional seated privacy and can be used with specific desks and tables.

WHAT'S INCLUDED
1 half-height modesty panel and hardware.

NOTES
The width to specified depends on products and supports selected. For details, refer to the Application Guide.

This Suspended Modesty Panel can be used with specific products. For details, refer to the Application Guide.

All Height-Adjustable Worksurfaces on Low Secondary Desk must only be specified with 6" height modesty when overlapping Secondary Desk – Height-Adjustable Run-Off or U-Shape (BH_SR).

PRODUCT OPTIONS

Width	Height	Style	Worksurface Style	Modesty Panel and Hardware Finish
11, 12, 13, 14, 15, 16, 17, 18, 19, 20, 21, 22, 23, 24, 25, 26, 27, 28, 29, 30, 31, 32, 33, 34, 35, 36, 37, 38, 39, 40, 41, 42, 43, 44, 45, 46, 47, 48, 49, 50, 51, 52, 53, 54, 55, 56, 57, 58, 59, 60, 61, 62, 63, 64, 65, 66, 67, 68, 69, 70, 71, 72, 73, 74, 75, 76, 77, 78, 79, 80, 81, 82, 83, 84	06, 10	**N** Solid	**G** Glass Top **S** Standard Solid Top (D, M, X)	Foundation Mica

SAMPLE ORDER CODE

BASMM 54	10	N	S	60

DIMENSIONS INCHES / MM	PRICING	DIMENSIONS INCHES / MM	PRICING
	6" HEIGHT (06)		
W	Solid	W	Solid
11 / 279	136	31 / 787	156
12 / 305	136	32 / 813	156
13 / 330	139	33 / 838	156
14 / 356	139	34 / 864	177
15 / 381	139	35 / 889	177
16 / 406	142	36 / 914	177
17 / 432	142	37 / 940	186
18 / 457	142	38 / 965	186
19 / 483	144	39 / 991	186
20 / 508	144	40 / 1016	196
21 / 533	144	41 / 1041	196
22 / 559	148	42 / 1067	196
23 / 584	148	43 / 1092	218
24 / 610	148	44 / 1118	218
25 / 635	149	45 / 1143	218
26 / 660	149	46 / 1168	226
27 / 686	149	47 / 1194	226
28 / 711	154	48 / 1219	225
29 / 737	154	49 / 1245	230
30 / 762	154	50 / 1270	230

Pricing is continued on the following page.

Xpress

BASMM

Suspended Modesty Panel – Metal (Continued)

DIMENSIONS INCHES / MM	PRICING
	6" HEIGHT (06) (CONTINUED)
W	Solid
51 / 1295	230
52 / 1321	234
53 / 1346	234
54 / 1372	234
55 / 1397	242
56 / 1422	242
57 / 1448	242
58 / 1473	245
59 / 1499	245
60 / 1524	245
61 / 1549	251
62 / 1575	251
63 / 1600	251
64 / 1626	254
65 / 1651	254
66 / 1676	254
67 / 1702	265
68 / 1727	265
69 / 1753	265
70 / 1778	269
71 / 1803	269
72 / 1829	269
73 / 1854	274
74 / 1880	274
75 / 1905	274
76 / 1030	279
77 / 1956	279
78 / 1981	279
79 / 2007	288
80 / 2032	288
81 / 2057	288
82 / 2083	293
83 / 2109	293
84 / 2134	293

	10" HEIGHT (10)
W	Solid
11 / 279	136
12 / 305	136
13 / 330	139
14 / 356	139
15 / 381	139
16 / 406	142
17 / 432	142
18 / 457	142
19 / 483	144
20 / 508	144
21 / 533	144
22 / 559	148
23 / 584	148
24 / 610	148
25 / 635	149
26 / 660	149
27 / 686	149
28 / 711	154
29 / 737	154
30 / 762	154
31 / 787	160
32 / 813	160
33 / 838	160
34 / 864	181
35 / 889	181
36 / 914	181
37 / 940	190
38 / 965	190
39 / 991	190
40 / 1016	206
41 / 1041	206
42 / 1067	206
43 / 1092	228
44 / 1118	228
45 / 1143	228
46 / 1168	237
47 / 1194	237
48 / 1219	237
49 / 1245	243
50 / 1270	243
51 / 1295	243
52 / 1321	248
53 / 1346	248
54 / 1372	248
55 / 1397	256
56 / 1422	256
57 / 1448	256
58 / 1473	260
59 / 1499	260
60 / 1524	260
61 / 1549	268
62 / 1575	268
63 / 1600	268
64 / 1626	272
65 / 1651	272
66 / 1676	272
67 / 1702	284
68 / 1727	284
69 / 1753	284
70 / 1778	290
71 / 1803	290
72 / 1829	290
73 / 1854	300
74 / 1880	300
75 / 1905	300
76 / 1030	306
77 / 1956	306
78 / 1981	306
79 / 2007	314
80 / 2032	314
81 / 2057	314
82 / 2083	320
83 / 2109	320
84 / 2134	320

B A S M E
Suspended Modesty Panel – Felt

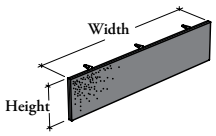

This modesty panel provides additional seated privacy and can be used with specific desks and tables.

WHAT'S INCLUDED
1 half-height modesty panel and hardware.

NOTES
The width to specified depends on products and supports selected. For details, refer to the Application Guide.

This Suspended Modesty Panel can be used with specific products. For details, refer to the Application Guide.

All Height-Adjustable Worksurfaces on Low Secondary Desk must only be specified with 6" height modesty when overlapping Secondary Desk – Height-Adjustable Run-Off or U-Shape (BH_SR).

Hardware is finished in Black.

PRODUCT OPTIONS

Width	Height	Worksurface Style	Modesty Panel Finish
11, 12, 13, 14, 15, 16, 17, 18, 19, 20, 21, 22, 23, 24, 25, 26, 27, 28, 29, 30, 31, 32, 33, 34, 35, 36, 37, 38, 39, 40, 41, 42, 43, 44, 45, 46, 47, 48, 49, 50, 51, 52, 53, 54, 55, 56, 57, 58, 59, 60, 61, 62, 63, 64, 65, 66, 67, 68, 69, 70, 71, 72, 73, 74, 75, 76, 77, 78, 79, 80, 81, 82, 83, 84	06, 10	**G** Glass Top **S** Standard Solid Top (D, M, X)	Loft

SAMPLE ORDER CODE

BASME 54	10	S	RB11

DIMENSIONS INCHES / MM	PRICING	DIMENSIONS INCHES / MM	PRICING
	6" HEIGHT (06)		
W		W	
11 / 279	257	31 / 787	375
12 / 305	257	32 / 813	375
13 / 330	257	33 / 838	375
14 / 356	257	34 / 864	397
15 / 381	257	35 / 889	397
16 / 406	257	36 / 914	397
17 / 432	257	37 / 940	421
18 / 457	257	38 / 965	421
19 / 483	281	39 / 991	421
20 / 508	281	40 / 1016	444
21 / 533	281	41 / 1041	444
22 / 559	306	42 / 1067	444
23 / 584	306	43 / 1092	468
24 / 610	306	44 / 1118	468
25 / 635	328	45 / 1143	468
26 / 660	328	46 / 1168	492
27 / 686	328	47 / 1194	492
28 / 711	350	48 / 1219	492
29 / 737	350	49 / 1245	515
30 / 762	350	50 / 1270	515

Pricing is continued on the following page.

BASME

Suspended Modesty Panel – Felt (Continued)

DIMENSIONS INCHES / MM	PRICING	DIMENSIONS INCHES / MM	PRICING
	6" HEIGHT (06) (CONTINUED)		
W		W	
51 / 1295	515	68 / 1727	653
52 / 1321	536	69 / 1753	653
53 / 1346	536	70 / 1778	678
54 / 1372	536	71 / 1803	678
55 / 1397	562	72 / 1829	678
56 / 1422	562	73 / 1854	700
57 / 1448	562	74 / 1880	700
58 / 1473	584	75 / 1905	700
59 / 1499	584	76 / 1030	723
60 / 1524	584	77 / 1956	723
61 / 1549	608	78 / 1981	723
62 / 1575	608	79 / 2007	747
63 / 1600	608	80 / 2032	747
64 / 1626	630	81 / 2057	747
65 / 1651	630	82 / 2083	771
66 / 1676	630	83 / 2109	771
67 / 1702	653	84 / 2134	771
	10" HEIGHT (10)		
W		W	
11 / 279	280	48 / 1219	544
12 / 305	280	49 / 1245	570
13 / 330	280	50 / 1270	570
14 / 356	280	51 / 1295	570
15 / 381	280	52 / 1321	595
16 / 406	280	53 / 1346	595
17 / 432	280	54 / 1372	595
18 / 457	280	55 / 1397	624
19 / 483	307	56 / 1422	624
20 / 508	307	57 / 1448	624
21 / 533	307	58 / 1473	649
22 / 559	334	59 / 1499	649
23 / 584	334	60 / 1524	649
24 / 610	334	61 / 1549	676
25 / 635	360	62 / 1575	676
26 / 660	360	63 / 1600	676
27 / 686	360	64 / 1626	702
28 / 711	385	65 / 1651	702
29 / 737	385	66 / 1676	702
30 / 762	385	67 / 1702	728
31 / 787	411	68 / 1727	728
32 / 813	411	69 / 1753	728
33 / 838	411	70 / 1778	754
34 / 864	439	71 / 1803	754
35 / 889	439	72 / 1829	754
36 / 914	439	73 / 1854	781
37 / 940	465	74 / 1880	781
38 / 965	465	75 / 1905	781
39 / 991	465	76 / 1030	808
40 / 1016	492	77 / 1956	808
41 / 1041	492	78 / 1981	808
42 / 1067	492	79 / 2007	833
43 / 1092	517	80 / 2032	833
44 / 1118	517	81 / 2057	833
45 / 1143	517	82 / 2083	859
46 / 1168	544	83 / 2109	859
47 / 1194	544	84 / 2134	859

Xpress

B A S M C L

Suspended Modesty Panel for Cantilever Run-Off – Solid

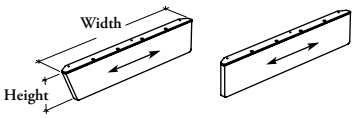

Angled (A) Rectangular (R)

This modesty panel provides seated privacy and is designed to be used with the Cantilever Run-Off.

WHAT'S INCLUDED
1 modesty panel and hardware.

WHAT'S EXCLUDED
Fixed-Height and Height-Adjustable Cantilever Run-Off.

NOTES
When Height (06) is specified, Modestie Style (A) is **not** available.

When Modesty Style (A) is specified, Configuration (L and R) must be selected.

Hardware is finished in Black

Not all finishes are available as Xpress, Please see Xpress catalogue and/or specification software for details.

PRODUCT OPTIONS

Modesty Style	Width	Height	Configuration	Modesty Panel Finish
A Angled **R** Rectangular	28, 29, 30, 31, 32, 33, 34, 35, 36, 37, 38, 39, 40, 41, 42, 43, 44, 45, 46, 47, 48, 49, 50, 51, 52, 53, 54, 55, 56, 57, 58, 59, 60, 61, 62, 63, 64, 65, 66, 67, 68, 69, 70, 71, 72, 73, 74, 75, 76, 77, 78, 79, 80	06, 10	**L** Left Handed **R** Right Handed (Shown)	Source Laminate Grade 2 Laminate (No Accents) Flintwood (No Cathedral)

SAMPLE ORDER CODE

BASMCL A	43	10	L	XS

DIMENSIONS INCHES / MM / **PRICING**

6" HEIGHT (06)

W	Source Laminate	Grade 2 Laminate	Flintwood
28 / 711	115	173	407
29 / 737	116	176	408
30 / 762	119	180	410
31 / 787	122	185	427
32 / 813	123	188	428
33 / 838	124	191	430
34 / 864	135	205	445
35 / 889	136	208	446
36 / 914	137	211	447
37 / 940	142	218	470
38 / 965	145	223	472
39 / 991	146	226	473
40 / 1016	155	237	488
41 / 1041	156	240	489
42 / 1067	158	244	491
43 / 1092	162	251	509
44 / 1118	163	254	510
45 / 1143	164	257	511
46 / 1168	164	259	548
47 / 1194	165	262	549
48 / 1219	166	265	550
49 / 1245	172	272	568
50 / 1270	174	276	570
51 / 1295	175	279	571
52 / 1321	184	290	586
53 / 1346	185	293	587
54 / 1372	187	297	589

DIMENSIONS INCHES / MM / **PRICING**

W	Source Laminate	Grade 2 Laminate	Flintwood
55 / 1397	205	317	608
56 / 1422	206	320	609
57 / 1448	207	323	610
58 / 1473	211	330	627
59 / 1499	212	333	628
60 / 1524	213	336	629
61 / 1549	219	344	649
62 / 1575	220	347	650
63 / 1600	223	352	652
64 / 1626	231	362	668
65 / 1651	232	365	669
66 / 1676	233	368	670
67 / 1702	237	374	691
68 / 1727	238	378	692
69 / 1753	239	381	693
70 / 1778	245	389	708
71 / 1803	248	393	710
72 / 1829	249	396	711
73 / 1854	258	408	728
74 / 1880	259	410	729
75 / 1905	261	414	731
76 / 1030	267	422	750
77 / 1956	268	425	751
78 / 1981	269	428	752
79 / 2007	276	437	773
80 / 2032	277	440	774

Pricing is continued on the following page.

Xpress

BASMCL

Suspended Modesty Panel for Cantilever Run-Off – Solid (Continued)

10" HEIGHT (10)

DIMENSIONS INCHES / MM	PRICING		
W	Source Laminate	Grade 2 Laminate	Flintwood
28 / 711	128	224	494
29 / 737	129	228	495
30 / 762	131	233	497
31 / 787	135	241	519
32 / 813	136	245	520
33 / 838	137	250	521
34 / 864	152	268	542
35 / 889	153	272	543
36 / 914	154	277	544
37 / 940	164	290	566
38 / 965	166	296	568
39 / 991	167	301	569
40 / 1016	175	311	590
41 / 1041	176	315	591
42 / 1067	178	321	593
43 / 1092	182	329	612
44 / 1118	183	333	613
45 / 1143	184	337	614
46 / 1168	188	345	656
47 / 1194	189	349	657
48 / 1219	190	354	658
49 / 1245	198	365	678
50 / 1270	200	370	680
51 / 1295	201	374	681
52 / 1321	215	392	701
53 / 1346	216	397	702
54 / 1372	218	402	704

DIMENSIONS INCHES / MM	PRICING		
W	Source Laminate	Grade 2 Laminate	Flintwood
55 / 1397	239	426	724
56 / 1422	240	431	725
57 / 1448	241	436	726
58 / 1473	248	445	750
59 / 1499	249	449	751
60 / 1524	250	453	752
61 / 1549	255	463	775
62 / 1575	256	467	776
63 / 1600	258	472	778
64 / 1626	266	484	797
65 / 1651	267	489	798
66 / 1676	268	493	799
67 / 1702	282	510	823
68 / 1727	283	515	824
69 / 1753	284	519	825
70 / 1778	290	528	843
71 / 1803	292	534	846
72 / 1829	293	539	847
73 / 1854	302	550	865
74 / 1880	303	554	866
75 / 1905	305	560	868
76 / 1030	314	573	892
77 / 1956	315	577	893
78 / 1981	316	581	894
79 / 2007	329	597	916
80 / 2032	330	602	917

Xpress

B A S M C G

Suspended Modesty Panel for Cantilever Run-Off – Glass

This modesty panel provides seated privacy and is designed to be used with the Cantilever Run-Off.

WHAT'S INCLUDED
1 modesty panel and hardware.

WHAT'S EXCLUDED
Fixed-Height and Height-Adjustable Cantilever Run-Off.

NOTES
Not all glass finishes are available as Xpress, Please see Xpress catalogue and/or specification software for details.

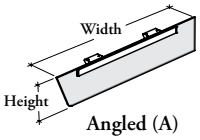

Angled (A)

PRODUCT OPTIONS

Modesty Style	Width	Height	Configuration	Glass Finish	Hardware Finish
A Angled	28, 29, 30, 31, 32, 33, 34, 35, 36, 37, 38, 39, 40, 41, 42, 43, 44, 45, 46, 47, 48, 49, 50, 51, 52, 53, 54, 55, 56, 57, 58, 59, 60, 61, 62, 63, 64, 65, 66, 67, 68, 69, 70, 71, 72, 73, 74, 75, 76, 77, 78, 79, 80	06, 10	**L** Left Handed **R** Right Handed (Shown)	**Standard:** **FT** Frosted **Back-Painted**	Foundation Mica

SAMPLE ORDER CODE

BASMCG A	43	6	L	FT	74

DIMENSIONS INCHES / MM | **PRICING**

6" HEIGHT (06)

W	Frosted Glass (FT)/ Back-Painted Glass
28 / 711	369
29 / 737	382
30 / 762	394
31 / 787	407
32 / 813	407
33 / 838	407
34 / 864	422
35 / 889	422
36 / 914	422
37 / 940	447
38 / 965	447
39 / 991	447
40 / 1016	472
41 / 1041	472
42 / 1067	472
43 / 1092	491
44 / 1118	491
45 / 1143	491
46 / 1168	502
47 / 1194	502
48 / 1219	502
49 / 1245	516
50 / 1270	516
51 / 1295	516
52 / 1321	527
53 / 1346	527
54 / 1372	527

DIMENSIONS INCHES / MM | **PRICING**

W	Frosted Glass (FT)/ Back-Painted Glass
55 / 1397	542
56 / 1422	542
57 / 1448	542
58 / 1473	555
59 / 1499	555
60 / 1524	555
61 / 1549	570
62 / 1575	570
63 / 1600	570
64 / 1626	581
65 / 1651	581
66 / 1676	581
67 / 1702	594
68 / 1727	594
69 / 1753	594
70 / 1778	610
71 / 1803	610
72 / 1829	610
73 / 1854	621
74 / 1880	621
75 / 1905	621
76 / 1030	638
77 / 1956	638
78 / 1981	638
79 / 2007	648
80 / 2032	648

Pricing is continued on the following page.

Xpress

BASMCG

Suspended Modesty Panel for Cantilever Run-Off – Glass (Continued)

10" HEIGHT (10)

DIMENSIONS INCHES / MM	PRICING	DIMENSIONS INCHES / MM	PRICING
W	Frosted Glass (FT)/ Back-Painted Glass	W	Frosted Glass (FT)/ Back-Painted Glass
28 / 711	369	55 / 1397	595
29 / 737	382	56 / 1422	595
30 / 762	394	57 / 1448	595
31 / 787	407	58 / 1473	620
32 / 813	407	59 / 1499	620
33 / 838	407	60 / 1524	620
34 / 864	422	61 / 1549	647
35 / 889	422	62 / 1575	647
36 / 914	422	63 / 1600	647
37 / 940	447	64 / 1626	n/a
38 / 965	447	65 / 1651	n/a
39 / 991	447	66 / 1676	n/a
40 / 1016	472	67 / 1702	n/a
41 / 1041	472	68 / 1727	n/a
42 / 1067	472	69 / 1753	n/a
43 / 1092	496	70 / 1778	n/a
44 / 1118	496	71 / 1803	n/a
45 / 1143	496	72 / 1829	n/a
46 / 1168	520	73 / 1854	n/a
47 / 1194	520	74 / 1880	n/a
48 / 1219	520	75 / 1905	n/a
49 / 1245	547	76 / 1030	n/a
50 / 1270	547	77 / 1956	n/a
51 / 1295	547	78 / 1981	n/a
52 / 1321	570	79 / 2007	n/a
53 / 1346	570	80 / 2032	n/a
54 / 1372	570		

Xpress

B A M P L
Peninsula Modesty Panel – Solid

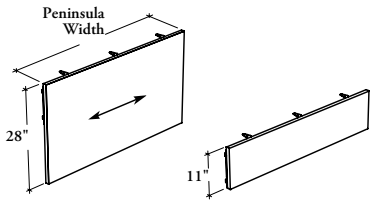

Full-Height Half-Height

This modesty panel provides additional seated privacy for a variety of configurations.

WHAT'S INCLUDED
1 modesty panel (as specified) and hardware.

NOTES
Specify the Peninsula Style and Width options accordingly with the desk under which the Peninsula Modesty Panel will be installed.

Full-Height Modesty Panel (F) option is **not** available with Dual-Leg (D) option.

This Peninsula Modesty Panel can be used only on the following products:

- Peninsula Worksurfaces (B_PDH, B_BWW, B_EPH, B_RPW and B_RPC)

Not all finishes are available as Xpress, Please see Xpress catalogue and/or specification software for details.

PRODUCT OPTIONS

Peninsula Style	Modesty Panel Height	Width	Modesty Panel Finish	Hardware Finish
D Dual-Leg	**F** Full	48, 54, 60, 66, 72, 78, 84	Source Laminate	Foundation
M Mono-Leg or Base	**H** Half		Grade 2 Laminate (No Accents)	Mica

SAMPLE ORDER CODE

BAMPL M	F	66	XS	74

DIMENSIONS
INCHES / MM

PRICING

	HALF PENINSULA MODESTY PANEL (H)		FULL PENINSULA MODESTY PANEL (F)	
W	Source Laminate	Grade 2 Laminate	Source Laminate	Grade 2 Laminate
48 / 1219	128	308	251	707
54 / 1372	139	341	279	792
60 / 1524	154	379	311	882
66 / 1676	174	421	337	965
72 / 1829	186	456	367	1052
78 / 1981	197	489	397	1140
84 / 2134	214	528	427	1227

Xpress

B A M P M
Peninsula Modesty Panel – Metal

This modesty panel provides additional seated privacy for a variety of configurations.

WHAT'S INCLUDED
1 half-height modesty panel and hardware.

NOTES
Specify the Peninsula Style and Width options accordingly with the desk under which the Peninsula Modesty Panel will be installed.

This Peninsula Modesty Panel can be used only on the following products:

- Peninsula Worksurfaces (B_PDH, B_BWW, B_EPH, B_RPW and B_RPC)

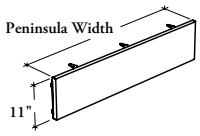

PRODUCT OPTIONS

Peninsula Style	Modesty Panel Height	Width	Style	Modesty Panel and Hardware Finish
D Dual-Leg	**H** Half	48, 54, 60, 66, 72, 78, 84	**N** Solid	Foundation
M Mono-Leg or Base				Mica

SAMPLE ORDER CODE

BAMPM M	**H**	**78**	**N**	**60**

DIMENSIONS INCHES / MM

W
48 / 1219
54 / 1372
60 / 1524
66 / 1676
72 / 1829
78 / 1981
84 / 2134

PRICING

Solid
190
210
222
243
260
276
293

Xpress

B W G G

Semi-Supported Gable with Spacers – Solid

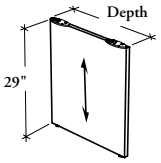

This support is an alternative to legs for Rectangular Worksurfaces (B_RWL or B_RWC). It can be used in left or right position.

WHAT'S INCLUDED

1 semi-supported gable with levelers, 2 elliptical attachment spacers, 1 fixation bracket and hardware.

NOTES

Cannot be used to support a glass top.

Base height is 29" from the finished floor to the top of the finished worksurface with a leveling range of 1".

Mounting bracket finish will match the gable finish.

PRODUCT OPTIONS

Depth	Gable Finish	Hardware Finish (Elliptical Attachment Spacers)
24, 30, 36	Source Laminate	Foundation Mica

SAMPLE ORDER CODE

BWGG 24	**XS**	**52**

DIMENSIONS INCHES / MM

D
24 / 610
30 / 762
36 / 914

PRICING

Source Laminate
305
350
433

Xpress

BWGL
Semi-Supported Leg – Solid

This support is an alternative to legs for Rectangular Worksurfaces (B_RWL or B_RWC) and Run-Off Worksurfaces (B_MHH, B_MPL or B_MPG). It can be used in left or right position.

WHAT'S INCLUDED
1 semi-supported leg with levelers, mounting bracket, and hardware.

NOTES
Specify the Worksurface Thickness and Depth options accordingly with the worksurface under which the Semi-Supported Leg will be installed.

Cannot be used to support a glass top.

Base height is 29" from the finished floor to the top of the finished worksurface with a leveling range of 3".

The 1 9/16" (X) thickness is **not** available in all Source Laminate. Refer to the finish page of the Application Guide for details.

Not all finishes are available as Xpress, Please see Xpress catalogue and/or specification software for details.

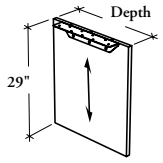

PRODUCT OPTIONS

Worksurface Thickness	Height	Depth	Gable Finish
D 1"	**S** Standard (29")	24, 30, 36	Source Laminate
M 1 3/16"			Flintwood (No Cathedral)
X 1 9/16"			

SAMPLE ORDER CODE

BWGL X	S	24	XS

DIMENSIONS
INCHES / MM

PRICING

		1" (D)	1 3/16" (M)		1 9/16" (X)	
		GABLE FINISH				
H	D	Source Laminate	Source Laminate	Flintwood	Source Laminate	Flintwood
29 / 137	24 / 610	248	248	826	303	875
29 / 137	30 / 762	296	296	946	360	1005
29 / 137	36 / 914	n/a	376	1244	418	1310

Xpress

B W W O
Frame Leg – Open

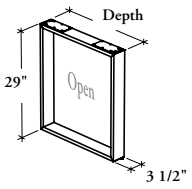

This support comes without an infill and is an alternative to legs for Rectangular Worksurfaces (B_RWL or B_RWC) and Run-Off Worksurfaces (B_MHH, B_MPL or B_MPG).

WHAT'S INCLUDED
1 frame leg with levelers, 1 mounting bracket and hardware.

NOTES
Cannot be used to support a glass top.

Base height is 29" from the finished floor to the top of the finished worksurface with a leveling range of 3".

Support brackets are finished in black.

PRODUCT OPTIONS

Height	Depth	Frame Leg Finish
S Standard (29")	24, 30, 36	**AC** Clear Anodized Foundation Mica

SAMPLE ORDER CODE

BWWO S	**36**	**AC**

DIMENSIONS
INCHES / MM

D
24 / 610
30 / 762
36 / 914

PRICING

492
509
538

Xpress

B W W F
Frame Leg – Full Infill

This support comes with full infill and is an alternative to legs for Rectangular Worksurfaces (B_RWL or B_RWC) and Run-Off Worksurfaces (B_MHH, B_MPL or B_MPG).

WHAT'S INCLUDED
1 frame leg with full infill, levelers, 1 mounting bracket and hardware.

NOTES
Cannot be used to support a glass top.

Base height is 29" from the finished floor to the top of the finished worksurface with a leveling range of 3".

Support brackets are finished in black.

The centered solid infill is 11/16" thick.

The centered glass infill is 4 mm thick.

Not all finishes and glass infill finishes are available as Xpress, Please see Xpress catalogue and/or specification software for details.

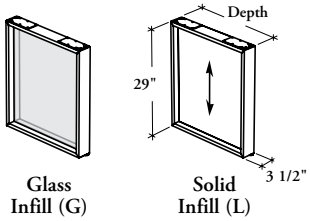

Glass Infill (G) | Solid Infill (L)

PRODUCT OPTIONS

Infill Style	Height	Depth	Frame Leg Finish	Infill Finish
G Glass Infill **L** Solid Infill	**S** Standard (29")	24, 30, 36	**AC** Clear Anodized Foundation Mica	**Glass Infill:** **Standard:** **FT** Frosted **Back-Painted** **Solid Infill:** Source Laminate Flintwood (No Cathedral)

SAMPLE ORDER CODE

BWWF L	**S**	**24**	**AC**	**XS**

DIMENSIONS
INCHES / MM

PRICING

D	SOLID INFILL (L) Source Laminate	SOLID INFILL (L) Flintwood	GLASS INFILL (G) Frosted Glass (FT)/ Back-Painted Glass
24 / 610	633	1078	812
30 / 762	684	1201	914
36 / 914	738	1407	992

Xpress

B W W B

Fixed-Height Bevel Base – Solid End Panel

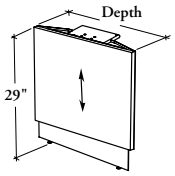

This support is an alternative to legs for Run-Off Worksurfaces (B_MHH, B_MPL or B_MPG). It can be used in left or right position.

WHAT'S INCLUDED
1 bevel base with levelers, 1 end panel, and hardware.

NOTES
Cannot be used to support a glass top.

Specify the worksurface Thickness and Depth options accordingly with the worksurface under which the Bevel Base will be installed.

Base height is 29" from the finished floor to the top of the finished worksurface with a leveling range of 3".

The 1 9/16" (X) thickness is **not** available in all Source Laminate. Refer to the finish page of the Application Guide for details.

Not all finishes are available as Xpress, Please see Xpress catalogue and/or specification software for details.

PRODUCT OPTIONS

Worksurface Thickness	Depth	End Panel Finish	Base Finish
D 1"	30, 36	Source Laminate	Foundation
M 1 3/16"		Flintwood (No Cathedral)	Mica
X 1 9/16"			Coordinate Colors

SAMPLE ORDER CODE

BWWB X	36	FX	60

DIMENSIONS
INCHES / MM

PRICING

	1" (D)	1 3/16" (M)		1 9/16" (X)	
	END PANEL FINISH				
D	Source Laminate	Source Laminate	Flintwood	Source Laminate	Flintwood
30 / 762	739	739	1303	783	1384
36 / 914	n/a	783	1509	839	1564

Xpress

BWBL
Fixed-Height Bevel Post Leg

This leg is an alternative to supports for Fixed Run-Off – Mid-Height (BM_R) and Fixed Extended Tapered Peninsula – Mid-Height (BM_EP).

WHAT'S INCLUDED
1 fixed-height bevel post leg with leveler and hardware.

WHAT'S EXCLUDED
Fixed Run-Off – Mid-Height and Fixed Extended Tapered Peninsula – Mid-Height.

NOTES
Cannot be used to support a glass top.

Base height is 29" from the finished floor to the top of the finished worksurface with a leveling range of 1".

It is **not** available with 57" wide worksurface.

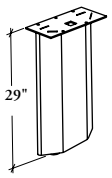

PRODUCT OPTIONS

Height	Post Leg Finish
29	Foundation Mica

SAMPLE ORDER CODE

BWBL 29	**60**

DIMENSIONS INCHES / MM

H
29 / 137

PRICING

332

Xpress

B W E B
Elliptical Base

This base is available for Desks and is included as an option with specific products.

WHAT'S INCLUDED
1 base with leveler and hardware.

NOTES
Cannot be used to support a glass top.

Base height is 29" from the finished floor to the top of the finished worksurface with a leveling range of 1".

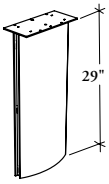

PRODUCT OPTIONS

Height	Support Finish
29	Foundation Mica

SAMPLE ORDER CODE

BWEB 29	**60**

DIMENSIONS INCHES / MM

H
29 / 137

PRICING

488

Xpress

BWSQ
Central Square Post Leg

This leg is available for Desks and Multi-Level Workstations and is included as an option with specific products.

WHAT'S INCLUDED
1 central square post leg with leveler and hardware.

NOTES
Cannot be used to support a glass top.

Leg height is 29" from the finished floor to the top of the finished worksurface with a leveling range of 3".

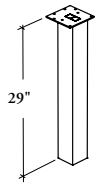

PRODUCT OPTIONS

Height	Support Finish
29	**AC** Clear Anodized Foundation Mica

SAMPLE ORDER CODE

BWSQ 29	AC

DIMENSIONS INCHES / MM	PRICING
H	
29 / 137	265

Xpress

B W S C
Column Leg

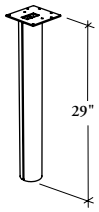

This leg is available for Desks and Meeting Tables and is included as an option with specific products.

WHAT'S INCLUDED
1 leg with leveler and hardware.

NOTES
Cannot be used to support a glass top.

Leg height is 29" from the finished floor to the top of the finished worksurface with a leveling range of 1".

PRODUCT OPTIONS

Height	Support Finish
29	Foundation Mica

SAMPLE ORDER CODE

BWSC 29	**60**

DIMENSIONS INCHES / MM	PRICING
H	
29 / 137	244

Xpress

BWAL
Angular Leg

This leg is available for Desks and is included as an option with specific products.

WHAT'S INCLUDED
1 leg with leveler and hardware.

NOTES
Cannot be used to support a glass top.

Leg height is 29" from the finished floor to the top of the finished worksurface with a leveling range of 1".

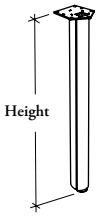

PRODUCT OPTIONS

Height	Support Finish
15, 18, 29	Foundation Mica

SAMPLE ORDER CODE

BWAL 15	60

DIMENSIONS INCHES / MM

H
15 / 381
18 / 457
29 / 137

PRICING

233
233
244

Xpress

B W S L B
Blade Leg

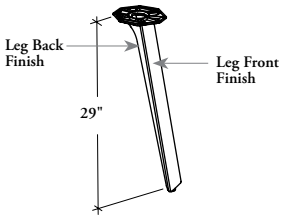

This leg is available for Desks and Meeting Tables and is included as an option with specific products.

WHAT'S INCLUDED
1 leg with leveler and hardware.

NOTES
Cannot be used to support a glass top.

Leg height is 29" from the finished floor to the top of the finished worksurface with a leveling range of 1".

PRODUCT OPTIONS

Height	Leg Back Finish	Leg Front Finish
29	Foundation Accent Mica	Foundation Accent Mica

SAMPLE ORDER CODE

BWSLB 29	**60**	**60**

DIMENSIONS INCHES / MM

H
29 / 137

PRICING

279

Xpress

B A S W L
Worksurface Edge Screen – Solid

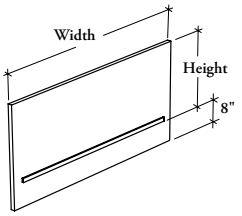

This screen attaches to the worksurface edge to provide space division and desktop privacy. It also provides a half-height modesty panel.

WHAT'S INCLUDED
1 solid screen and attachment bracket.

NOTES
The solid panel is 11/16" thick.

Cannot be installed on the worksurface edges of Run-Off with Glass Top products.

Cannot be installed on a worksurface with Knife Edge.

Cannot be installed on Cantilever Run-Off (B_MCR, B_MCP, BH_CR, BH_CP).

Not all finishes are available as Xpress, Please see Xpress catalogue and/or specification software for details.

PRODUCT OPTIONS

Height	Width	Screen Finish	Hardware Finish
13	24, 30, 36, 42, 48, 54, 60	Source Laminate Grade 2 Laminate (No Accents)	Foundation Mica

SAMPLE ORDER CODE

BASWL 13	**42**	**XS**	**74**

DIMENSIONS
INCHES / MM

H	W
13 / 330	24 / 610
13 / 330	30 / 762
13 / 330	36 / 914
13 / 330	42 / 1067
13 / 330	48 / 1219
13 / 330	54 / 1372
13 / 330	60 / 1524

PRICING

Source Laminate	Grade 2 Laminate
198	369
238	452
276	532
314	615
350	694
390	776
427	856

Xpress

BASWG
Worksurface Edge Screen – Glass

This screen attaches to the worksurface edge to provide space division and desktop privacy. It also provides a half-height modesty panel.

WHAT'S INCLUDED
1 glass screen and attachment bracket.

NOTES
The glass is 6 mm thick and is available in Frosted finish.

Cannot be installed on the worksurface edges of Run-Off with Glass Top products.

Cannot be installed on a worksurface with Knife Edge.

Cannot be installed on Cantilever Run-Off (B_MCR, B_MCP, BH_CR, BH_CP).

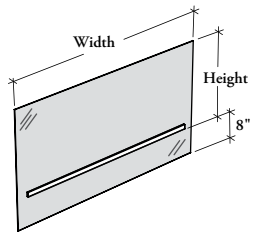

PRODUCT OPTIONS

Height	Width	Glass Finish	Hardware Finish
13	24, 30, 36, 42, 48, 54, 60	**FT** Frosted	Foundation Mica

SAMPLE ORDER CODE

BASWG 13	**60**	**FT**	**68**

DIMENSIONS INCHES / MM

H	W	PRICING
13 / 330	24 / 610	390
13 / 330	30 / 762	475
13 / 330	36 / 914	563
13 / 330	42 / 1067	648
13 / 330	48 / 1219	736
13 / 330	54 / 1372	823
13 / 330	60 / 1524	909

Xpress

B A S F F
Desk Screen – Fabric

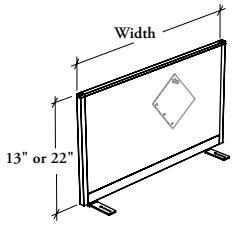

This screen can be installed on most worksurfaces and desks, preferrably on straight edges.

WHAT'S INCLUDED
1 screen, fixation brackets and hardware.

NOTES
This product has the same finish on both sides.

Cannot be installed on worksurface edges of the glass top.

Cannot be installed on a worksurface with Knife Edge.

Cannot be installed on Cantilever Run-Off (B_MCR, B_MCP, BH_CR, BH_CP).

PRODUCT OPTIONS

Height	Width	Screen Finish	Frame and Hardware Finish
13, 22	24, 30, 36, 42, 48, 54, 60, 66, 72, 78, 84	Panel Fabric	Foundation Mica

SAMPLE ORDER CODE

BASFF 13	**48**	**B220**	**60**

DIMENSIONS INCHES / MM

PRICING

H	W	Gr. A/ COM	Gr. 1	Gr. 2	Gr. 3	Gr. 4	Gr. 5	Gr. 6	Gr. 7
13 / 330	24 / 610	445	460	475	494	526	562	588	617
13 / 330	30 / 762	467	483	501	523	562	602	632	661
13 / 330	36 / 914	486	501	527	548	593	638	676	711
13 / 330	42 / 1067	506	524	553	575	626	676	714	752
13 / 330	48 / 1219	526	547	577	602	658	716	760	804
13 / 330	54 / 1372	593	616	649	678	744	806	853	899
13 / 330	60 / 1524	614	635	673	704	775	844	899	950
13 / 330	66 / 1676	632	658	695	728	802	875	930	980
13 / 330	72 / 1829	655	681	721	757	837	914	972	1031
13 / 330	78 / 1981	673	700	743	781	864	945	1008	1071
13 / 330	84 / 2134	691	722	768	808	892	977	1042	1107
22 / 559	24 / 610	486	501	526	546	588	629	666	700
22 / 559	30 / 762	515	529	557	582	635	687	726	765
22 / 559	36 / 914	536	558	593	624	687	750	797	842
22 / 559	42 / 1067	562	586	624	650	713	777	828	877
22 / 559	48 / 1219	586	614	652	683	752	825	879	933
22 / 559	54 / 1372	661	688	729	766	843	922	981	1042
22 / 559	60 / 1524	686	718	765	804	888	977	1041	1106
22 / 559	66 / 1676	713	746	795	836	927	1017	1087	1156
22 / 559	72 / 1829	744	773	828	870	971	1074	1151	1225
22 / 559	78 / 1981	763	801	856	906	1010	1114	1196	1275
22 / 559	84 / 2134	785	828	888	938	1045	1154	1238	1323

Xpress

BASFG
Desk Screen – Glass

This screen can be installed on most worksurfaces and desks, preferrably on straight edges. It provides desktop privacy and vertical writable surface and/or vertical magnetic writable surface.

WHAT'S INCLUDED

1 screen, fixation brackets, hardware and accessory listed below:

	Width	
	24" to 48"	54" to 84"
Rear earth magnets (magnetic glass only)	8	16

NOTES

This product has the same finish on both sides.

Frost (FT) is a single-sided etched glass which is facing inward of the screen assembly.

Tempered glass infills are doubled for a flush look.

When used with a back-painted writable surface, use dry-erase markers only.

Cannot be installed on worksurface edges of the glass top.

Cannot be installed on Cantilever Run-Off (B_MCR, B_MCP, BH_CR, BH_CP).

Cannot be installed on a worksurface with Knife Edge.

When Magnetic Glass (M) is specified, only Back-Painted Glass Finish is available.

Not all glass finishes are available as Xpress, Please see Xpress catalogue and/or specification software for details.

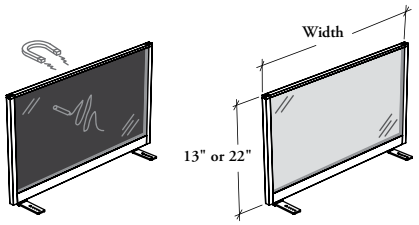

Magnetic Glass (M)

Non-Magnetic Glass (G)

PRODUCT OPTIONS

Glass Style	Height	Width	Glass Finish	Frame and Hardware Finish
G Non-Magnetic Glass	13, 22	24, 30, 36, 42, 48, 54, 60, 66, 72, 78, 84	**FT** Frost	Foundation
M Magnetic Glass			Back-Painted Glass	Mica

SAMPLE ORDER CODE

BASFG M	22	66	K1	60

DIMENSIONS INCHES / MM

PRICING

H	W	NON-MAGNETIC GLASS (G)	MAGNETIC GLASS (M)
13 / 330	24 / 610	555	648
13 / 330	30 / 762	587	686
13 / 330	36 / 914	652	761
13 / 330	42 / 1067	716	839
13 / 330	48 / 1219	781	917
13 / 330	54 / 1372	899	1058
13 / 330	60 / 1524	964	1137
13 / 330	66 / 1676	1028	1213
13 / 330	72 / 1829	1095	1288
13 / 330	78 / 1981	1158	1368
13 / 330	84 / 2134	1223	1444
22 / 559	24 / 610	697	816
22 / 559	30 / 762	801	940
22 / 559	36 / 914	903	1064
22 / 559	42 / 1067	1005	1188
22 / 559	48 / 1219	1108	1310
22 / 559	54 / 1372	1265	1497
22 / 559	60 / 1524	1368	1619
22 / 559	66 / 1676	1470	1742
22 / 559	72 / 1829	1575	1866
22 / 559	78 / 1981	1680	1988
22 / 559	84 / 2134	1780	2112

B A P S E
Personal Screen – Felt

This screen provides additional privacy and can be used with specific desks and tables.

WHAT'S INCLUDED
1 felt personal screen and mounting hardware.

WHAT'S EXCLUDED
Worksurface.

NOTES
Can be used on each worksurface thickness offers, but can be used with specific desks and tables. For more details, refer to the specification software.

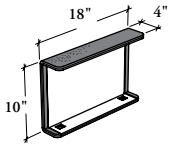

PRODUCT OPTIONS

Width	Height	Depth	Exterior Finish	Interior Finish
18	10	04	Loft	Foundation Accent Mica

SAMPLE ORDER CODE

BAPSE 18	**10**	**04**	**RB11**	**60**

DIMENSIONS
INCHES / MM

W	H	D
18 / 457	10 / 254	4 / 102

PRICING

269

Xpress

BADF
Stow[Away] Drawer

WHAT'S INCLUDED
1 drawer, 1 pencil tray compartment (as specified) with Standard (S)), 1 felt liner, and mounting hardware.

NOTES
Cannot be used on all products. Refer to the Application Guide for more details.

Felt Liner is finished in Carbon (RB11).

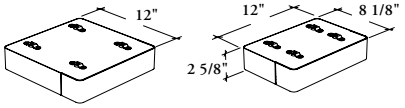

Standard (S) Pocket (P)

PRODUCT OPTIONS

Mounting Style	Size	Drawer Finish	Key Style
W Underworksurface	**P** Pocket	Foundation	**N** No Lock
	S Standard	Mica	
		Accent	

SAMPLE ORDER CODE

BADF W	P	74	N

SIZE	PRICING
P	372
S	446

Xpress

B A D M F
Multi-Functional Drawer

This drawer enhances the function and organizational ability of a workstation. They provide compartmentalized storage under the worksurface or inside a tower.

WHAT'S INCLUDED
1 drawer, 1 pencil tray, 1 black inlay, hardware, locks and keys (as specified).

NOTES
Cannot be used on all products. Refer to the Application Guide for more details.

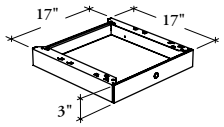

PRODUCT OPTIONS

Depth	Width	Height	Front Finish	Case Finish	Key Style
17	17	03	**AC** Clear Anodized	Foundation	**N** No Lock
			Foundation	Accent	**K** Keyed Alike
			Accent	Mica	**R** Keyed Randomly
			Mica		

SAMPLE ORDER CODE

BADMF 17	**17**	**03**	**AC**	**52**	**R**

DIMENSIONS
INCHES / MM

D	W	H
17 / 432	17 / 432	3 / 76

PRICING

No Lock (N)	Keyed Alike (K)	Keyed Randomly (R)
480	525	525

BRAX
Accessories

Accessories enhance the function and organizational ability of a workstation. They provide compartmentalized storage under the worksurface.

WHAT'S INCLUDED
1 desk accessory.

NOTES
These products come in Black.

Cannot be installed under a glass top, all Height-Adjustable products and all Cantilever products.

Not all styles are available as Xpress, Please see Xpress catalogue and/or specification software for details.



Half-Moon Pencil Tray (01)

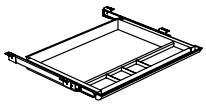

Center Pencil Drawer (05)

PRODUCT OPTIONS

Style

01 Half-Moon Pencil Tray

05 Center Pencil Drawer

SAMPLE ORDER CODE

BRAX 01

STYLE		PRICING
BRAX		
01	Xpress	49
05		164

Xpress

B A W O
Box Drawer Organizers

This organizer provides compartmentalized drawer.

WHAT'S INCLUDED
1 box drawer organizer, 1 felt liner and 1 sliding tray.

NOTES
The Letter (L) option is placed along the width of the box drawer.

The Legal (G) option is placed along the depth of the box drawer.

Felt Liner is finished in Carbon (RB11).

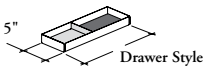

PRODUCT OPTIONS

Drawer Style	Organizer Finish	Sliding Tray Finish	Liner Finish
L Letter	Foundation	Foundation	**Loft :**
G Legal	Accent	Accent	**RB11** Carbon
	Mica	Mica	

SAMPLE ORDER CODE

BAWO G	**74**	**74**	**RB11**

DRAWER STYLE	PRICING
G	179
L	186

Xpress

BALWO
Lateral Worksurface Organizer

This organizer provides compartmentalized storage on worksurface.

WHAT'S INCLUDED
1 lateral worksurface organizer, 4 bumpers, 1 felt liner and accessories listed below:

	Depth		
	17" or 21"	23" to 40"	41" or 46"
Sliding Tray	1	2	3

WHAT'S EXCLUDED
Worksurfaces.

NOTES
The depth to specified depends on worksurface selected. For details refer to the Application Guide.

Can be used on Run-Off Worksurfaces, Height-Adjustable Run-Off, Height-Adjustable L-Shape Worksurfaces and Height-Adjustable Desk for U-Shape Workstations.

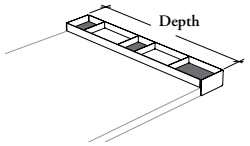

PRODUCT OPTIONS

Depth	Organizer Finish	Sliding Tray Finish	Liner Finish
17, 21, 23, 24, 27, 29, 30, 35, 36, 40, 41, 46	Foundation Accent Mica	Foundation Accent Mica	Loft

SAMPLE ORDER CODE

BALWO 24	**7**	**7**	**RB11**

DIMENSIONS INCHES / MM

PRICING

D	
17 / 432	199
21 / 533	216
23 / 584	277
24 / 610	277
27 / 686	283
29 / 737	289
30 / 762	289
35 / 889	304
36 / 914	304
40 / 1046	370
41 / 1041	370
46 / 1168	384

Xpress

B A B E
Metal Bookends

Metal Bookends enhance functionality by supporting binders or books on mounted overheads or laminate shelves.

WHAT'S INCLUDED
2 metal bookends.

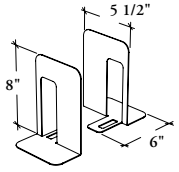

PRODUCT OPTIONS

Finish
Foundation
Accent
Mica

SAMPLE ORDER CODE

BABE 52

PRICING

86

RAKB
Rectractable Keyboard Shelf

The Retractable Keyboard Shelf fits under worksurfaces and can accommodate a keyboard and a mouse.

WHAT'S INCLUDED
1 keyboard shelf, wrist support, 2 retaining rods, and mounting hardware.

NOTES
Both shelf widths can accommodate a keyboard and a mouse on the same surface, but the 30" wide model is more suitable for this application.

The 26" wide shelf can be installed on most worksurfaces wider than 30".

The 30" wide shelf can be installed on most worksurfaces wider than 33".

The wrist support and retaining rods are finished in Black.

Cannot be installed under a glass top, Height-Adjustable products and Cantilever products.

Some worksurfaces do **not** accept a keyboard support. Refer to individual product pages.

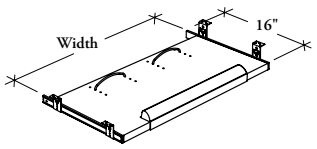

PRODUCT OPTIONS

Depth	Width	Finish
16	26, 30	Source Laminate

SAMPLE ORDER CODE

RAKB 16	**30**	**3E**

DIMENSIONS
INCHES / MM

D	W
16 / 406	26 / 660
16 / 406	30 / 762

PRICING

421
477

B A S F C
Seat Cushion – Fabric

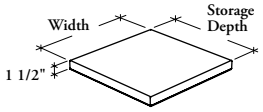

The Seat Cushion is removeable and is intended to provide casual guest seating when applied on a Low Secondary Desk, a Mobile Pedestal, a Mid-Height Storage and a Workwall Storage.

WHAT'S INCLUDED
1 seat cushion and mounting hardware.

WHAT'S EXCLUDED
Low Secondary Desks and Storage.

NOTE:
Can also be used in conjunction with a wall panel mounted on a Low Secondary Desk or a storage.

Cannot be used on Flintwood finishes.

When Mobile Pedestal (M) Configuration is specified, only No Reduction (NA) Depth Reduction is available.

When Wall Panel and Accessories (WA) Depth Reduction is specified, only Mid-Height (K) option is available.

Can be mounted on a :

- Low Secondary Desks (B_MSDL, BH_SRL, BH_SBL, BH_SLL)
- 21" high Mobile Pedestal (BSPMS)
- Mid-Height Storage (BSMPS or BSMFL)
- Workwall Cedenzas (BSMCD, BSMOD, BSMWL, BSMLHR, BSMHDP, BSMCFW, BSMCHR , BSMHCP, BSMCHC, BSMHLC, BSMDOD)
- Workwall Cabinets (BSMO, BSMD, BSMSSP)

PRODUCT OPTIONS

Configuration	Storage Depth	Depth Reduction	Width	Seat Upholstery Finish
L Low Secondary Desk	18, 20, 24	**NA** No Reduction	16, 18, 24, 30, 36, 42, 45, 48, 51, 54, 57, 60, 63, 66, 72	Fabric
K Mid-Height		**WA** Wall Panel and Accessories		Leather
M Mobile Pedestal		**WW** Wall Panel		

SAMPLE ORDER CODE

BASFC L	20	NA	24	L104

DIMENSIONS
INCHES / MM

PRICING

		MID-HEIGHT (K)													
D	W	COM/ Gr. 1	COL/ Gr. 2	Gr. 3	Gr. 4	Gr. 5	Gr. 6	Gr. 7	Gr. 8	Gr. 9	Gr. 10	Leather/ Gr. LA	Gr. LB	Gr. LC	Gr. LD
18/ 457	18/ 457	336	356	375	393	413	433	450	470	489	508	641	660	680	698
18/ 457	24 / 610	390	414	438	462	486	509	532	556	580	604	772	796	820	842
18/ 457	30 / 762	445	474	502	531	560	589	617	645	674	702	903	932	960	989
18/ 457	36 / 914	499	532	566	599	632	666	699	732	766	800	1032	1065	1099	1133
18/ 457	42 / 1067	556	594	633	671	709	747	785	824	861	899	1166	1203	1243	1280
18/ 457	45 / 1143	583	624	665	704	746	785	827	866	907	947	1230	1271	1311	1352
18/ 457	48 / 1219	610	653	696	739	781	825	867	910	953	995	1296	1338	1381	1424
18/ 457	51 / 1295	636	682	727	773	818	863	909	953	998	1044	1360	1406	1451	1497
18/ 457	54 / 1372	664	711	758	806	854	902	950	997	1045	1092	1425	1473	1520	1568
18/ 457	57 / 1448	691	740	790	840	890	940	991	1041	1090	1140	1490	1540	1590	1640
18/ 457	60 / 1524	718	770	823	875	927	979	1031	1084	1136	1189	1555	1608	1660	1713
18/ 457	63 / 1600	744	799	854	908	963	1018	1072	1127	1182	1237	1619	1674	1730	1784
18/ 457	66 / 1676	771	828	885	942	999	1057	1113	1170	1227	1284	1685	1742	1799	1856
18/ 457	72 / 1829	825	886	947	1010	1072	1134	1195	1257	1320	1381	1814	1877	1939	2000

Pricing is continued on the following page.

B A S F C
Seat Cushion – Fabric (Continued)

DIMENSIONS INCHES / MM

PRICING

MID-HEIGHT (K) (CONTINUED)

D	W	Gr. 1	COM/ Gr. 2	COL/ Gr. 3	Gr. 4	Gr. 5	Gr. 6	Gr. 7	Gr. 8	Gr. 9	Gr. 10	Leather/ Gr. LA	Gr. LB	Gr. LC	Gr. LD
20 / 508	18/ 457	336	356	375	393	413	433	450	470	489	508	641	660	680	698
20 / 508	24 / 610	390	414	438	462	486	509	532	556	580	604	772	796	820	842
20 / 508	30 / 762	445	474	502	531	560	589	617	645	674	702	903	932	960	989
20 / 508	36 / 914	499	532	566	599	632	666	699	732	766	800	1032	1065	1099	1133
20 / 508	42 / 1067	556	594	633	671	709	747	785	824	861	899	1166	1203	1243	1280
20 / 508	45 / 1143	583	624	665	704	746	785	827	866	907	947	1230	1271	1311	1352
20 / 508	48 / 1219	610	653	696	739	781	825	867	910	953	995	1296	1338	1381	1424
20 / 508	51 / 1295	636	682	727	773	818	863	909	953	998	1044	1360	1406	1451	1497
20 / 508	54 / 1372	664	711	758	806	854	902	950	997	1045	1092	1425	1473	1520	1568
20 / 508	57 / 1448	691	740	790	840	890	940	991	1041	1090	1140	1490	1540	1590	1640
20 / 508	60 / 1524	718	770	823	875	927	979	1031	1084	1136	1189	1555	1608	1660	1713
20 / 508	63 / 1600	744	799	854	908	963	1018	1072	1127	1182	1237	1619	1674	1730	1784
20 / 508	66 / 1676	771	828	885	942	999	1057	1113	1170	1227	1284	1685	1742	1799	1856
20 / 508	72 / 1829	825	886	947	1010	1072	1134	1195	1257	1320	1381	1814	1877	1939	2000
24 / 610	18/ 457	363	383	400	420	440	459	477	497	516	535	668	687	705	725
24 / 610	24 / 610	421	445	469	493	517	541	564	588	612	635	802	826	850	874
24 / 610	30 / 762	480	509	537	566	594	624	652	681	709	737	938	966	994	1023
24 / 610	36 / 914	538	572	605	638	671	704	738	772	805	837	1071	1104	1138	1171
24 / 610	42 / 1067	600	638	675	713	752	790	828	865	905	942	1210	1247	1284	1323
24 / 610	45 / 1143	628	669	709	750	790	831	870	911	952	992	1276	1317	1356	1397
24 / 610	48 / 1219	657	700	743	785	829	870	914	958	999	1043	1342	1385	1429	1471
24 / 610	51 / 1295	686	730	776	822	866	912	958	1003	1047	1092	1409	1454	1500	1545
24 / 610	54 / 1372	714	761	809	857	905	953	1000	1048	1096	1143	1476	1524	1571	1618
24 / 610	57 / 1448	744	794	842	893	943	993	1043	1093	1143	1193	1543	1592	1643	1693
24 / 610	60 / 1524	773	825	877	930	981	1034	1086	1139	1191	1244	1610	1662	1715	1767
24 / 610	63 / 1600	801	856	910	965	1020	1074	1129	1185	1239	1294	1678	1733	1786	1841
24 / 610	66 / 1676	830	887	944	1000	1058	1115	1172	1229	1286	1345	1744	1801	1857	1915
24 / 610	72 / 1829	887	948	1012	1073	1135	1196	1258	1321	1382	1445	1877	1940	2001	2062

LOW SECONDARY DESK (L)

		Gr. 1	COM/ Gr. 2	COL/ Gr. 3	Gr. 4	Gr. 5	Gr. 6	Gr. 7	Gr. 8	Gr. 9	Gr. 10	Leather/ Gr. LA	Gr. LB	Gr. LC	Gr. LD
20 / 508	18/ 457	336	356	375	393	413	433	450	470	489	508	641	660	680	698
20 / 508	24 / 610	390	414	438	462	486	509	532	556	580	604	772	796	820	842
20 / 508	30 / 762	445	474	502	531	560	589	617	645	674	702	903	932	960	989
20 / 508	36 / 914	499	532	566	599	632	666	699	732	766	800	1032	1065	1099	1133
24 / 610	18/ 457	363	383	400	420	440	459	477	497	516	535	668	687	705	725
24 / 610	24 / 610	421	445	469	493	517	541	564	588	612	635	802	826	850	874
24 / 610	30 / 762	480	509	537	566	594	624	652	681	709	737	938	966	994	1023
24 / 610	36 / 914	538	572	605	638	671	704	738	772	805	837	1071	1104	1138	1171

MOBILE PEDESTAL (M)

		Gr. 1	COM/ Gr. 2	COL/ Gr. 3	Gr. 4	Gr. 5	Gr. 6	Gr. 7	Gr. 8	Gr. 9	Gr. 10	Leather/ Gr. LA	Gr. LB	Gr. LC	Gr. LD
18/ 457	16 / 406	320	337	355	371	389	407	424	442	460	476	599	616	633	652

B A S E P
Seat Pad – Felt

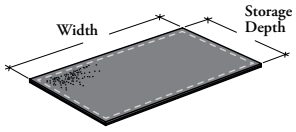

This pad provides casual guest seating on top of a Low Secondary Desk, a Mobile Pedestal, a Mid-Height Storage and a Workwall Storage.

WHAT'S INCLUDED
1 felt seat pad and mounting hardware.

WHAT'S EXCLUDED
Low Secondary Desks and Storage.

NOTES
Can also be used in conjunction with a wall panel mounted on a Low Secondary Desk or a storage.

Two-sides finished products have the same finish on both sides.

When Mobile Pedestal (M) Configuration is specified, only No Reduction (NA) Depth Reduction is available.

When Wall Panel and Accessories (WA) Depth Reduction is specified, only Mid-Height (K) option is available.

Can be mounted on a :

- Low Secondary Desks (B_MSDL, BH_SRL, BH_SBL, BH_SLL)
- 21" high Mobile Pedestal (BSPMS)
- Mid-Height Storage (BSMPS or BSMFL)
- Workwall Cedenzas (BSMCD, BSMOD, BSMWL, BSMLHR, BSMHDP, BSMCFW, BSMCHR , BSMHCP, BSMCHC, BSMHLC, BSMDOD)
- Workwall Cabinets (BSMO, BSMD, BSMSSP)

PRODUCT OPTIONS

Configuration	Storage Depth	Depth Reduction	Width	Seat Finish	Stitches Finish
L Low Secondary Desk	18, 20, 24	**NA** No Reduction	16, 18, 24, 30, 36, 42, 45, 48, 51, 54, 57, 60, 63, 66, 72	Loft	**C** Carbon Coordinate
K Mid-Height		**WA** Wall Panel and Accessories			**E** Shale Coordinate
M Mobile Pedestal		**WW** Wall Panel			**G** Carrara Coordinate
					M Umber Coordinate

SAMPLE ORDER CODE

BASEP K	20	WA	42	RB11	C

DIMENSIONS INCHES / MM

D	W
18/ 457	16 / 406
18/ 457	18/ 457
18/ 457	24 / 610
18/ 457	30 / 762
18/ 457	36 / 914
18/ 457	42 / 1067
18/ 457	45 / 1143
18/ 457	48 / 1219
18/ 457	51 / 1295
18/ 457	54 / 1372
18/ 457	57 / 1448
18/ 457	60 / 1524
18/ 457	63 / 1600
18/ 457	66 / 1676
18/ 457	72 / 1829

PRICING

MID-HEIGHT (K)	LOW SECONDARY DESK (L)	MOBILE PEDESTAL (M)
n/a	n/a	139
146	n/a	n/a
174	n/a	n/a
214	n/a	n/a
257	n/a	n/a
305	n/a	n/a
308	n/a	n/a
312	n/a	n/a
441	n/a	n/a
445	n/a	n/a
448	n/a	n/a
452	n/a	n/a
456	n/a	n/a
461	n/a	n/a
468	n/a	n/a

Pricing is continued on the following page.

BASEP
Seat Pad – Felt

DIMENSIONS INCHES / MM		PRICING		
D	W	MID-HEIGHT (K)	LOW SECONDARY DESK (L)	MOBILE PEDESTAL (M)
20 / 508	18/ 457	150	150	n/a
20 / 508	24 / 610	189	189	n/a
20 / 508	30 / 762	238	238	n/a
20 / 508	36 / 914	271	271	n/a
20 / 508	42 / 1067	341	n/a	n/a
20 / 508	45 / 1143	344	n/a	n/a
20 / 508	48 / 1219	348	n/a	n/a
20 / 508	51 / 1295	477	n/a	n/a
20 / 508	54 / 1372	480	n/a	n/a
20 / 508	57 / 1448	486	n/a	n/a
20 / 508	60 / 1524	489	n/a	n/a
20 / 508	63 / 1600	492	n/a	n/a
20 / 508	66 / 1676	495	n/a	n/a
20 / 508	72 / 1829	502	n/a	n/a
24 / 610	18/ 457	162	162	n/a
24 / 610	24 / 610	203	203	n/a
24 / 610	30 / 762	254	254	n/a
24 / 610	36 / 914	289	289	n/a
24 / 610	42 / 1067	363	n/a	n/a
24 / 610	45 / 1143	366	n/a	n/a
24 / 610	48 / 1219	370	n/a	n/a
24 / 610	51 / 1295	505	n/a	n/a
24 / 610	54 / 1372	510	n/a	n/a
24 / 610	57 / 1448	514	n/a	n/a
24 / 610	60 / 1524	517	n/a	n/a
24 / 610	63 / 1600	521	n/a	n/a
24 / 610	66 / 1676	524	n/a	n/a
24 / 610	72 / 1829	531	n/a	n/a

mounted storage & accessories

mounted storage & accessories product map

B _ H C L Standard Hutch – Solid Hinged Doors

Page 930

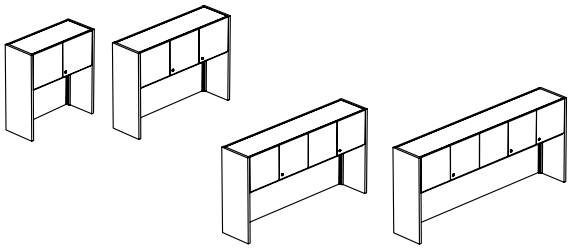

B _ H C G Standard Hutch – Glass Hinged Doors

Page 932

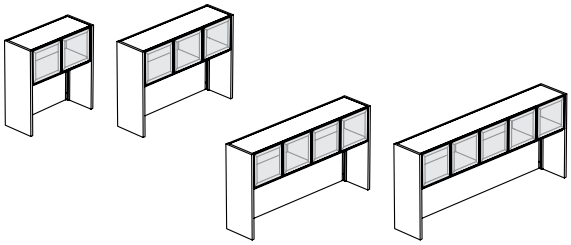

B _ H F L Standard Hutch – Solid Flipper Door(s)

Page 934

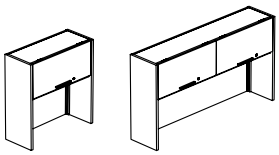

B _ H O Standard Hutch – Open

Page 936

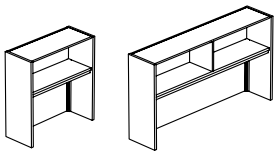

B _ T L L Double Tower Hutch – Solid Doors

Page 938

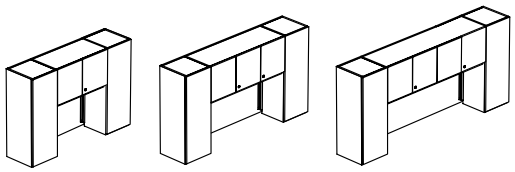

B _ E L L Single Tower Hutch – Solid Doors

Page 940

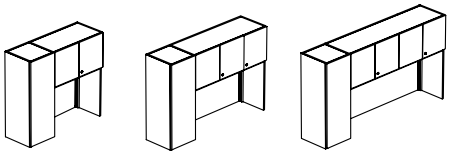

B O T B Tackboard – Hutch Mounted

Page 942

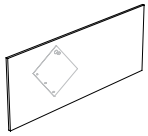

B O T M Glass Makerboard – Hutch Mounted

Page 943

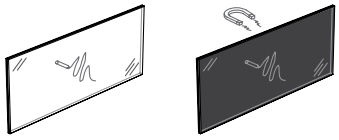

mounted storage & accessories product map

B O T R Tool Rail

Page 944

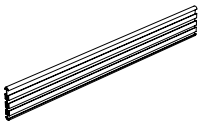

B _ H T Top for Hutch

Page 945

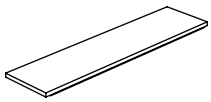

B R L L Tower with Full Solid Door – Low Secondary Desk Mounted

Page 946

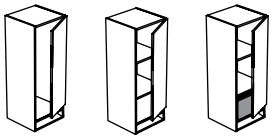

B R L G Tower with Full Glass Door – Low Secondary Desk Mounted

Page 948

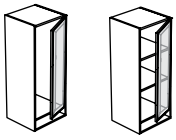

B R L O Open Tower – Low Secondary Desk Mounted

Page 950

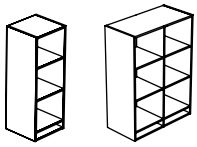

B R H L Tower with Full Solid Door – High Secondary Desk Mounted

Page 952

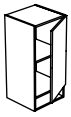

B R H G Tower with Full Glass Door – High Secondary Desk Mounted

Page 954

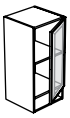

B R H O Open Tower – High Secondary Desk Mounted

Page 956

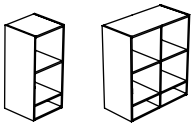

mounted storage & accessories product map

B O S H Overhead Cabinet – Solid Hinged Doors

Page 958

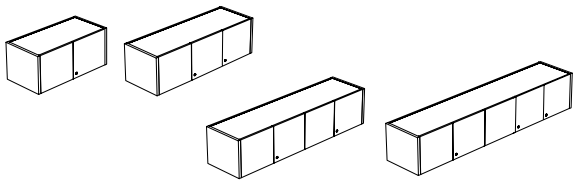

B O G H Overhead Cabinet – Glass Hinged Doors

Page 960

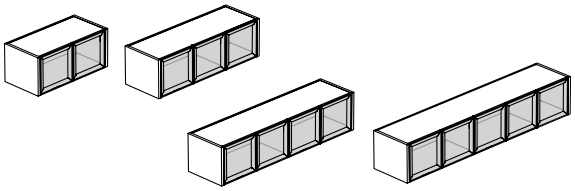

B O S F Overhead Cabinet – Solid Flipper Door(s)

Page 962

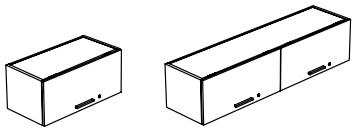

B O S S Overhead Cabinet – Solid Sliding Doors

Page 964

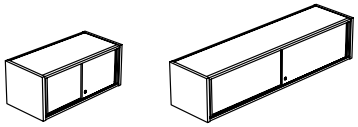

B O G S Overhead Cabinet – Sliding Glass Doors

Page 966

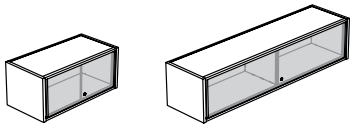

B O S O S Overhead Cabinet – Solid Overlay Sliding Door

Page 968

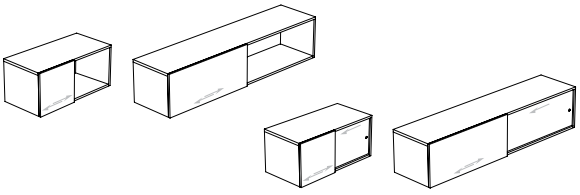

B O S O G Overhead Cabinet – Glass Overlay Sliding Door

Page 970

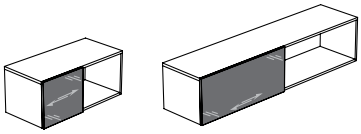

B O C O L Overhead Cabinet – Open

Page 972

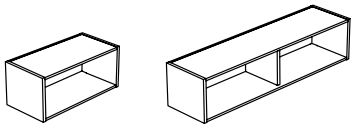

mounted storage & accessories product map

B O D S H Double Overhead Cabinet – Solid Hinged Doors

Page 974

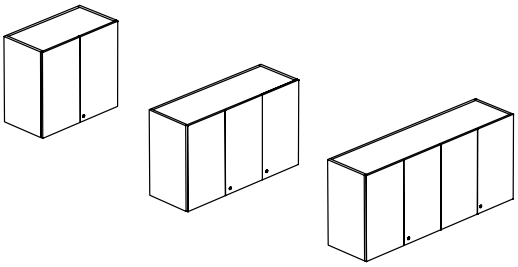

B O D G H Double Overhead Cabinet – Glass Hinged Doors

Page 976

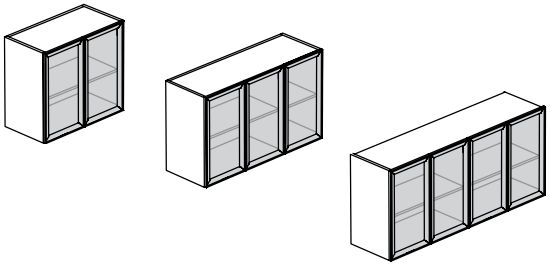

B O D S S Double Overhead Cabinet – Solid Overlay Sliding Door

Page 978

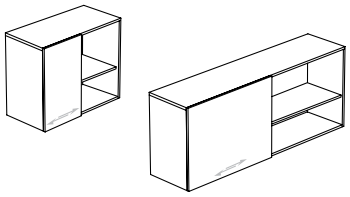

B O D G S Double Overhead Cabinet – Glass Overlay Sliding Door

Page 980

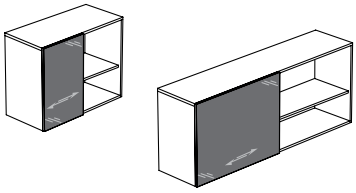

B O D O L Double Overhead Cabinet – Open

Page 982

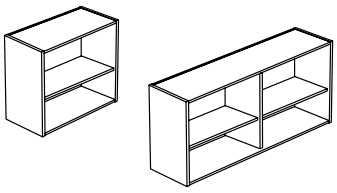

B _ O T Top for Overhead Cabinet

Page 983

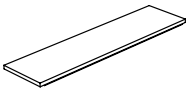

B O W F Wall-Mounted Tackboard – Fabric

Page 984

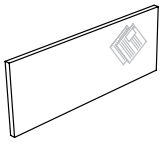

B O W E Wall-Mounted Tackboard – Felt

Page 986

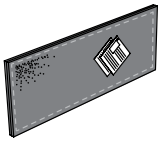

mounted storage & accessories product map

B _ W C C Wall Panel for Overhead Cabinet

Page 988

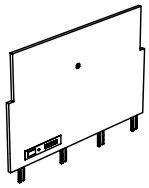

B _ W C O Wall Panel for Overhead Cabinet and Shelf

Page 992

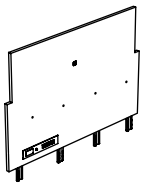

B _ W A A Wall Panel

Page 998

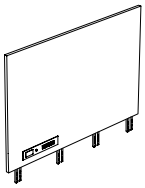

B _ W O O Wall Panel with Solid Shelves

Page 1004

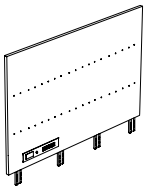

B _ W M D Wall Panel for Media

Page 1010

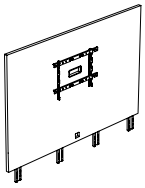

B _ W M O Wall Panel for Media and Shelves

Page 1012

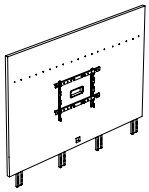

B _ W M M Wall Panel for Metal Accessory Shelves

Page 1014

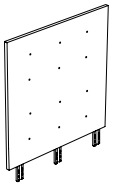

B A W S S Solid Shelf for Wall Panel

Page 1016

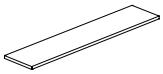

mounted storage & accessories product map

B A W D S Solid Display Shelf for Wall Panel

Page 1018

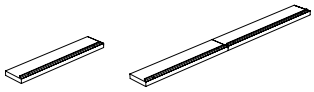

B B A M S Metal Accessory Shelf for Wall Panel

Page 1019

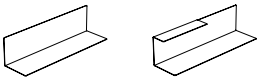

B A W P F Side Filler for Wall Panel

Page 1020



B A W A T Fabric Tackboard – Wall Panel Mounted

Page 1022

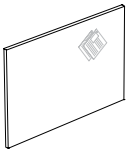

B A W A E Felt Tackboard – Wall Panel Mounted

Page 1028



B A W A M Glass Makerboard – Wall Panel Mounted

Page 1030

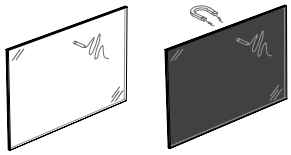

B A C T Tray for Makerboard

Page 1034



B A C M T Marker Holder for Markerboard

Page 1035



mounted storage & accessories product map

B A R E M Rare Earth Magnet Kit

Page 1036



Xpress

B _ H C L

Standard Hutch – Solid Hinged Doors

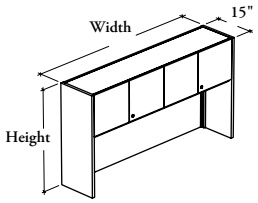

This hutch can be mounted on most desks and credenzas and provides overhead storage.

WHAT'S INCLUDED
1 hutch, 2 extrusions for tool rail, 1 removeable shelf per section (43" high hutch only), lock and keys (as specified), mounting hardware, and accessories as listed below:

	Width			
	24" to 36"	42" to 54"	60" to 78"	84"
Door	2	3	4	5
Divider	n/a	1	1	2

WHAT'S EXCLUDED
Top for Hutch (B_HT) and accessories (BLYTU, BLEDD, BOTB, and BOTR).

NOTES
You must specify the thickness of the worksurface on which the hutch will be installed.

PRODUCT OPTIONS

Worksurface Thickness	Depth	Width	Height	Door Front Finish
D 1"	15	24, 30, 36, 42, 48, 54, 60, 66, 72, 78, 84	37, 43	Source Laminate
M 1 3/16"				Foundation Laminate
X 1 9/16"				

SAMPLE ORDER CODE

B**M**HCL	**15**	**72**	**37**	**LW**

PRODUCT OPTIONS CONTINUED

Edge Trim Finish	Case Finish	Shelf and Hardware Finish	Key Style
Edge Trim Colors	Source Laminate	Foundation	**N** No Lock
		Mica	**K** Keyed Alike
			R Keyed Randomly

SAMPLE ORDER CODE CONTINUED

ST	**XS**	**52**	**N**

See Pricing on the following page.

Xpress

B_HCL

Standard Hutch – Solid Hinged Doors (Continued)

DIMENSIONS INCHES / MM

PRICING

			1" (D)		1 3/16" (M)		1 9/16" (X)	
			DOOR FRONT FINISH					
D	W	H	Source Laminate	Foundation Laminate	Source Laminate	Foundation Laminate	Source Laminate	Foundation Laminate
15 / 381	24 / 610	37 / 940	1051	1095	1051	1095	1051	1095
15 / 381	30 / 762	37 / 940	1080	1135	1080	1135	1080	1135
15 / 381	36 / 914	37 / 940	1099	1168	1099	1168	1099	1168
15 / 381	42 / 1067	37 / 940	1201	1247	1201	1247	1201	1247
15 / 381	48 / 1219	37 / 940	1298	1388	1298	1388	1298	1388
15 / 381	54 / 1372	37 / 940	1509	1611	1509	1611	1509	1611
15 / 381	60 / 1524	37 / 940	1528	1636	1528	1636	1528	1636
15 / 381	66 / 1676	37 / 940	1549	1673	1549	1673	1549	1673
15 / 381	72 / 1829	37 / 940	1564	1700	1564	1700	1564	1700
15 / 381	78 / 1981	37 / 940	1735	1888	1735	1888	1735	1888
15 / 381	84 / 2134	37 / 940	1838	1977	1838	1977	1838	1977
15 / 381	24 / 610	43 / 1093	1165	1217	1165	1217	1165	1217
15 / 381	30 / 762	43 / 1093	1194	1262	1194	1262	1194	1262
15 / 381	36 / 914	43 / 1093	1210	1300	1210	1300	1210	1300
15 / 381	42 / 1067	43 / 1093	1333	1388	1333	1388	1333	1388
15 / 381	48 / 1219	43 / 1093	1428	1544	1428	1544	1428	1544
15 / 381	54 / 1372	43 / 1093	1644	1780	1644	1780	1644	1780
15 / 381	60 / 1524	43 / 1093	1674	1816	1674	1816	1674	1816
15 / 381	66 / 1676	43 / 1093	1707	1864	1707	1864	1707	1864
15 / 381	72 / 1829	43 / 1093	1725	1901	1725	1901	1725	1901
15 / 381	78 / 1981	43 / 1093	1899	2098	1899	2098	1899	2098
15 / 381	84 / 2134	43 / 1093	2016	2199	2016	2199	2016	2199

Xpress

B _ H C G

Standard Hutch – Glass Hinged Doors

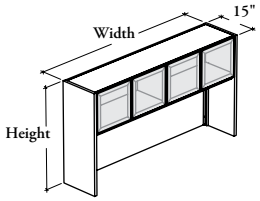

This hutch can be mounted on most desks and credenzas and provides overhead storage.

WHAT'S INCLUDED
1 hutch, 2 extrusions for tool rail, 1 removeable shelf per section (43" high hutch only), lock and keys (as specified), mounting hardware, and accessories as listed below:

	Width			
	24" to 36"	42" to 54"	60" to 78"	84"
Door	2	3	4	5
Divider	n/a	1	1	2

WHAT'S EXCLUDED
Top for Hutch (B_HT) and accessories (BLYTU, BLEDD, BOTB, and BOTR).

NOTES
You must specify the thickness of the worksurface on which the hutch will be installed.

Not all glass finishes are available as Xpress, Please see Xpress catalogue and/or specification software for details.

PRODUCT OPTIONS

Worksurface Thickness	Depth	Width	Height	Case Finish
D 1"	15	24. 30, 36, 42, 48, 54, 60, 66, 72, 78, 84	37, 43	Source Laminate
M 1 3/16"				
X 1 9/16"				

SAMPLE ORDER CODE

B**M**HCG	**15**	**24**	**37**	**XS**

PRODUCT OPTIONS CONTINUED

Door Frame Finish	Glass Door Finish	Shelf and Hardware Finish	Key Style
AC Clear Anodized	**Standard:**	Foundation	**N** No Lock
Foundation	**CL** Clear	Mica	**K** Keyed Alike
Accent	**FT** Frosted		**R** Keyed Randomly
Mica	**Back-Painted**		

SAMPLE ORDER CODE CONTINUED

AC	**FT**	**52**	**K**

See Pricing on the following page.

Xpress

B _ H C G

Standard Hutch – Glass Hinged Doors (Continued)

DIMENSIONS INCHES / MM			PRICING						KEY UPCHARGE
			1" (D)		1 3/16" (M)		1 9/16" (X)		
			GLASS DOOR FINISH						
D	W	H	Clear Glass (CL)	Frosted Glass (FT)/ Back-Painted Glass	Clear Glass (CL)	Frosted Glass (FT)/ Back-Painted Glass	Clear Glass (CL)	Frosted Glass (FT)/ Back-Painted Glass	Keyed Alike or Keyed Randomly
15 / 381	24 / 610	37 / 940	1496	1673	1496	1673	1496	1673	59
15 / 381	30 / 762	37 / 940	1553	1728	1553	1728	1553	1728	59
15 / 381	36 / 914	37 / 940	1607	1784	1607	1784	1607	1784	59
15 / 381	42 / 1067	37 / 940	1869	2131	1869	2131	1869	2131	124
15 / 381	48 / 1219	37 / 940	2030	2291	2030	2291	2030	2291	124
15 / 381	54 / 1372	37 / 940	2271	2532	2271	2532	2271	2532	124
15 / 381	60 / 1524	37 / 940	2482	2830	2482	2830	2482	2830	124
15 / 381	66 / 1676	37 / 940	2537	2884	2537	2884	2537	2884	124
15 / 381	72 / 1829	37 / 940	2578	2930	2578	2930	2578	2930	124
15 / 381	78 / 1981	37 / 940	2788	3135	2788	3135	2788	3135	124
15 / 381	84 / 2134	37 / 940	3054	3492	3054	3492	3054	3492	185
15 / 381	24 / 610	43 / 1093	1644	1818	1644	1818	1644	1818	59
15 / 381	30 / 762	43 / 1093	1715	1891	1715	1891	1715	1891	59
15 / 381	36 / 914	43 / 1093	1786	1959	1786	1959	1786	1959	59
15 / 381	42 / 1067	43 / 1093	2059	2321	2059	2321	2059	2321	124
15 / 381	48 / 1219	43 / 1093	2247	2508	2247	2508	2247	2508	124
15 / 381	54 / 1372	43 / 1093	2513	2778	2513	2778	2513	2778	124
15 / 381	60 / 1524	43 / 1093	2740	3087	2740	3087	2740	3087	124
15 / 381	66 / 1676	43 / 1093	2813	3162	2813	3162	2813	3162	124
15 / 381	72 / 1829	43 / 1093	2886	3239	2886	3239	2886	3239	124
15 / 381	78 / 1981	43 / 1093	3110	3458	3110	3458	3110	3458	124
15 / 381	84 / 2134	43 / 1093	3401	3837	3401	3837	3401	3837	185

Xpress

B _ H F L

Standard Hutch – Solid Flipper Door(s)

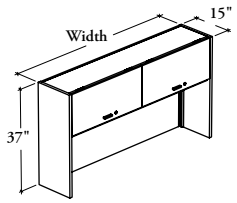

This hutch can be mounted on most desks and credenzas and provides overhead storage.

WHAT'S INCLUDED
1 hutch, 2 extrusions for tool rail, pulls (as specified), lock and keys (as specified), mounting hardware, and accessories as listed below:

	Width	
	24" to 48"	54" to 84"
Flipper Door	1	2
Center Divider	n/a	1

WHAT'S EXCLUDED
Accessories (BLYTU, BLEDD, BOTB, and BOTR).

NOTES
The hutch top (B_HT) **cannot** be installed on this type of hutch.

You must specify the thickness of the worksurface on which the hutch will be installed.

PRODUCT OPTIONS

Worksurface Thickness	Depth	Width	Height	Door Front Finish
D 1"	15	24, 30, 36, 42, 48, 54, 60, 66, 72, 78, 84	37	Source Laminate
M 1 3/16"				Foundation Laminate
X 1 9/16"				

SAMPLE ORDER CODE

B**M**HFL	**15**	**60**	**37**	**3E**

PRODUCT OPTIONS CONTINUED

Edge Trim Finish	Case Finish	Pull Style	Shelf, Pull and Hardware Finish	Key Style
Edge Trim Colors	Source Laminate	**1** Standard Expansion	Foundation	**N** No Lock
		9 Rectangular	Mica	**K** Keyed Alike
				R Keyed Randomly

SAMPLE ORDER CODE CONTINUED

4E	**3E**	**1**	**60**	**K**

See Pricing on the following page.

Xpress

B _ H F L

Standard Hutch – Solid Flipper Door(s) (Continued)

DIMENSIONS
INCHES / MM

PRICING

D	W	H	1" (D)		1 3/16" (M)		1 9/16" (X)	
			DOOR FRONT FINISH					
			Source Laminate	Foundation Laminate	Source Laminate	Foundation Laminate	Source Laminate	Foundation Laminate
15 / 381	24 / 610	37 / 940	1138	1223	1138	1223	1138	1223
15 / 381	30 / 762	37 / 940	1213	1303	1213	1303	1213	1303
15 / 381	36 / 914	37 / 940	1285	1384	1285	1384	1285	1384
15 / 381	42 / 1067	37 / 940	1356	1460	1356	1460	1356	1460
15 / 381	48 / 1219	37 / 940	1433	1541	1433	1541	1433	1541
15 / 381	54 / 1372	37 / 940	1462	1588	1462	1588	1462	1588
15 / 381	60 / 1524	37 / 940	1497	1635	1497	1635	1497	1635
15 / 381	66 / 1676	37 / 940	1545	1698	1545	1698	1545	1698
15 / 381	72 / 1829	37 / 940	1596	1761	1596	1761	1596	1761
15 / 381	78 / 1981	37 / 940	1650	1844	1650	1844	1650	1844
15 / 381	84 / 2134	37 / 940	1769	1925	1769	1925	1769	1925

Xpress

B _ H O
Standard Hutch – Open

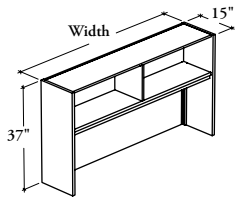

This hutch can be mounted on most desks and credenzas and provides overhead storage.

WHAT'S INCLUDED
1 hutch, 2 extrusions for tool rail, mounting hardware, and accessories as listed below:

	Width	
	24" to 48"	54" to 84"
Center Divider	n/a	1

WHAT'S EXCLUDED
Top for Hutch (B_HT) and accessories (BLYTU, BLEDD, BOTB, and BOTR).

NOTES
You must specify the thickness of the worksurface on which the hutch will be installed.

The open hutch top **cannot** be loaded unless it is supported by center divider.

PRODUCT OPTIONS

Worksurface Thickness	Depth	Width	Height	Case Finish	Shelf and Hardware Finish
D 1"	15	24. 30, 36, 42, 48, 54, 60, 66, 72, 78, 84	37	Source Laminate	Foundation
M 1 3/16"					Mica
X 1 9/16"					

SAMPLE ORDER CODE

BMHO	15	24	37	XS	60

DIMENSIONS
INCHES / MM

D	W	H
15 / 381	24 / 610	37 / 940
15 / 381	30 / 762	37 / 940
15 / 381	36 / 914	37 / 940
15 / 381	42 / 1067	37 / 940
15 / 381	48 / 1219	37 / 940
15 / 381	54 / 1372	37 / 940
15 / 381	60 / 1524	37 / 940
15 / 381	66 / 1676	37 / 940
15 / 381	72 / 1829	37 / 940
15 / 381	78 / 1981	37 / 940
15 / 381	84 / 2134	37 / 940

PRICING

1" (D)	1 3/16" (M)	1 9/16" (X)
892	892	892
945	945	945
995	995	995
1043	1043	1043
1095	1095	1095
1114	1114	1114
1138	1138	1138
1173	1173	1173
1201	1201	1201
1228	1228	1228
1322	1322	1322

Xpress

B _ T L L

Double Tower Hutch – Solid Doors

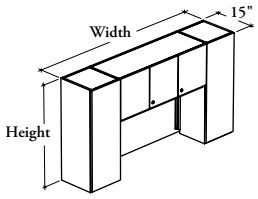

This hutch can be mounted on most desks and credenzas and provides overhead storage.

WHAT'S INCLUDED
1 hutch, 2 extrusions for tool rail, 1 removeable shelf per section (43" high hutch, central section only), lock and keys (as specified), mounting hardware, and accessories as listed below:

	Width				Height	
	48" to 60"	66" to 78"	84"		37"	43"
Door	2	3	4	Solid Adjustable Shelf (inside each tower)	1	2
Divider	n/a	1	1			

WHAT'S EXCLUDED
Top for Hutch (B_HT) and accessories (BLYTU, BLEDD, BOTB, and BOTR).

NOTES
Tower doors have a touch latch and are **not** lockable.

You must specify the thickness of the worksurface on which the hutch will be installed.

PRODUCT OPTIONS

Worksurface Thickness	Depth	Width	Height	Door Front Finish
D 1"	15	48, 54, 60, 66, 72, 78, 84	37, 43	Source Laminate
M 1 3/16"				Foundation Laminate
X 1 9/16"				

SAMPLE ORDER CODE

B**M**TLL	**15**	**72**	**37**	**2D**

PRODUCT OPTIONS CONTINUED

Edge Trim Finish	Case Finish	Shelf and Hardware Finish	Key Style
Edge Trim Colors	Source Laminate	Foundation	**N** No Lock
		Mica	**K** Keyed Alike
			R Keyed Randomly

SAMPLE ORDER CODE CONTINUED

4D	**3D**	**60**	**K**

See Pricing on the following page.

Xpress

B_TLL

Double Tower Hutch – Solid Doors (Continued)

DIMENSIONS
INCHES / MM

PRICING

			1" (D)		1 3/16" (M)		1 9/16" (X)	
			DOOR FRONT FINISH					
D	W	H	Source Laminate	Foundation Laminate	Source Laminate	Foundation Laminate	Source Laminate	Foundation Laminate
15 / 381	48 / 1219	37 / 940	2003	2133	2003	2133	2003	2133
15 / 381	54 / 1372	37 / 940	2030	2172	2030	2172	2030	2172
15 / 381	60 / 1524	37 / 940	2050	2208	2050	2208	2050	2208
15 / 381	66 / 1676	37 / 940	2155	2287	2155	2287	2155	2287
15 / 381	72 / 1829	37 / 940	2246	2423	2246	2423	2246	2423
15 / 381	78 / 1981	37 / 940	2466	2648	2466	2648	2466	2648
15 / 381	84 / 2134	37 / 940	2490	2673	2490	2673	2490	2673
15 / 381	48 / 1219	43 / 1093	2215	2385	2215	2385	2215	2385
15 / 381	54 / 1372	43 / 1093	2236	2426	2236	2426	2236	2426
15 / 381	60 / 1524	43 / 1093	2259	2466	2259	2466	2259	2466
15 / 381	66 / 1676	43 / 1093	2382	2556	2382	2556	2382	2556
15 / 381	72 / 1829	43 / 1093	2477	2709	2477	2709	2477	2709
15 / 381	78 / 1981	43 / 1093	2704	2944	2704	2944	2704	2944
15 / 381	84 / 2134	43 / 1093	2747	2985	2747	2985	2747	2985

Xpress

B_ELL

Single Tower Hutch – Solid Doors

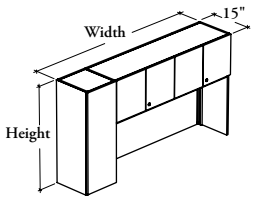

This hutch can be mounted on most desks and credenzas and provides overhead storage.

WHAT'S INCLUDED
1 hutch, 2 extrusions for tool rail, 1 removeable shelf per section (43" high hutch, central section only), lock and keys (as specified), mounting hardware, and accessories as listed below:

	Width				Height	
	36" to 48"	54" to 66"	72" to 84"		37"	43"
Door	2	3	4	Solid Adjustable		
Divider	n/a	1	1	Shelf (inside tower)	1	2

WHAT'S EXCLUDED
Top for Hutch (B_HT) and accessories (BLYTU, BLEDD, BOTB, and BOTR).

NOTES
Tower door has a touch latch and is **not** lockable.

You must specify the thickness of the worksurface on which the hutch will be installed.

PRODUCT OPTIONS

Worksurface Thickness	Depth	Width	Height	Tower Configuration
D 1"	15	36, 42, 48, 54, 60, 66, 72, 78, 84	37, 43	**L** Left (Shown)
M 1 3/16"				**R** Right
X 1 9/16"				

SAMPLE ORDER CODE

BMELL	15	72	37	R

PRODUCT OPTIONS CONTINUED

Door Front Finish	Edge Trim Finish	Case Finish	Shelf and Hardware Finish	Key Style
Source Laminate	Edge Trim Colors	Source Laminate	Foundation	**N** No Lock
Foundation Laminate			Mica	**K** Keyed Alike
				R Keyed Randomly

SAMPLE ORDER CODE CONTINUED

2E	4E	3E	60	N

See Pricing on the following page.

Xpress

B_ELL

Single Tower Hutch – Solid Doors (Continued)

DIMENSIONS INCHES / MM

PRICING

			1" (D)		1 3/16" (M)		1 9/16" (X)	
			DOOR FRONT FINISH					
D	W	H	Source Laminate	Foundation Laminate	Source Laminate	Foundation Laminate	Source Laminate	Foundation Laminate
15 / 381	36 / 914	37 / 940	1528	1612	1528	1612	1528	1612
15 / 381	42 / 1067	37 / 940	1550	1652	1550	1652	1550	1652
15 / 381	48 / 1219	37 / 940	1576	1685	1576	1685	1576	1685
15 / 381	54 / 1372	37 / 940	1679	1765	1679	1765	1679	1765
15 / 381	60 / 1524	37 / 940	1768	1905	1768	1905	1768	1905
15 / 381	66 / 1676	37 / 940	1984	2130	1984	2130	1984	2130
15 / 381	72 / 1829	37 / 940	2000	2156	2000	2156	2000	2156
15 / 381	78 / 1981	37 / 940	2033	2188	2033	2188	2033	2188
15 / 381	84 / 2134	37 / 940	2061	2221	2061	2221	2061	2221
15 / 381	36 / 914	43 / 1093	1689	1799	1689	1799	1689	1799
15 / 381	42 / 1067	43 / 1093	1714	1844	1714	1844	1714	1844
15 / 381	48 / 1219	43 / 1093	1737	1880	1737	1880	1737	1880
15 / 381	54 / 1372	43 / 1093	1857	1972	1857	1972	1857	1972
15 / 381	60 / 1524	43 / 1093	1950	2129	1950	2129	1950	2129
15 / 381	66 / 1676	43 / 1093	2172	2360	2172	2360	2172	2360
15 / 381	72 / 1829	43 / 1093	2200	2402	2200	2402	2200	2402
15 / 381	78 / 1981	43 / 1093	2243	2446	2243	2446	2243	2446
15 / 381	84 / 2134	43 / 1093	2284	2486	2284	2486	2284	2486

Xpress

B O T B
Tackboard – Hutch Mounted

This fabric-wrapped tackboard installs under all Expansion Casegoods Hutches only.

WHAT'S INCLUDED
1 tackboard with Velcro® attachment.

NOTES
Specify the width according to the dimension between the two towers or gables of the hutch to which the tackboard is mounted. Refer to the Hutch Accessory Compatibility Chart in the Application Guide.

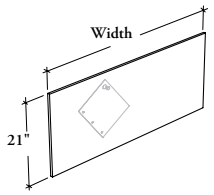

PRODUCT OPTIONS

Height	Width	Tackboard Upholstery Finish
21	24, 30, 36, 42, 48, 54, 60, 66, 72, 78, 84	Panel Fabric

SAMPLE ORDER CODE

BOTB 21	**72**	**T531**

DIMENSIONS
INCHES / MM

H	W
21 / 533	24 / 610
21 / 533	30 / 762
21 / 533	36 / 914
21 / 533	42 / 1067
21 / 533	48 / 1219
21 / 533	54 / 1372
21 / 533	60 / 1524
21 / 533	66 / 1676
21 / 533	72 / 1829
21 / 533	78 / 1981
21 / 533	84 / 2134

PRICING

Gr. A/COM	Gr. 1	Gr. 2	Gr. 3	Gr. 4	Gr. 5	Gr. 6	Gr. 7
92	98	107	122	139	162	178	189
102	107	126	133	158	183	198	216
134	142	156	179	213	245	268	290
142	154	179	187	220	256	279	304
179	188	209	226	265	303	329	355
187	197	220	238	276	315	344	375
191	210	230	248	285	323	355	385
226	240	268	289	341	391	427	462
233	248	277	301	353	405	442	477
264	283	314	337	391	445	488	526
271	290	323	350	408	467	509	554

BOTM
Glass Markerboard – Hutch Mounted

This markerboard must be installed under all Expansion Casegoods Hutches only.

WHAT'S INCLUDED
1 glass markerboard, mounting extrusion, double face tape attachment, mounting hardware, and accessory listed below:

	Width	
	24" to 48"	54" to 84"
Rare Earth Magnet (Magnetic Glass only)	4	8

WHAT'S EXCLUDED
Marker Holder for Markerboard.

NOTES
Specify the width according to the dimension between the two towers or gables of the hutch to which the markerboard is mounted. Refer to the Hutch Accessory Compatibility Chart in the Application Guide.


Magnetic Glass (M)

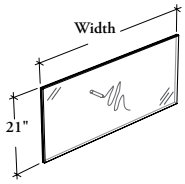

Non-Magnetic Glass (G)

PRODUCT OPTIONS

Markerboard Style	Height	Width	Glass Finish
G Non-Magnetic Glass **M** Magnetic Glass	21	24, 30, 36, 42, 48, 54, 60, 66, 72, 78, 84	**Back-Painted**

SAMPLE ORDER CODE

BOTM M	**21**	**72**	**K7**

DIMENSIONS INCHES / MM

PRICING

H	W	NON-MAGNETIC GLASS (G)	MAGNETIC GLASS (M)
21 / 533	24 / 610	373	512
21 / 533	30 / 762	439	581
21 / 533	36 / 914	512	657
21 / 533	42 / 1067	579	724
21 / 533	48 / 1219	656	802
21 / 533	54 / 1372	723	947
21 / 533	60 / 1524	792	1018
21 / 533	66 / 1676	866	1091
21 / 533	72 / 1829	938	1167
21 / 533	78 / 1981	1009	1241
21 / 533	84 / 2134	1075	1307

Xpress

B O T R
Tool Rail

This rail is installed between the hutch side gables or towers.

WHAT'S INCLUDED
1 tool rail, and hardware.

NOTES
Rails can be installed at various heights and can be vertically superimposed to increase capacity.

Specify the width according to the dimension between the two towers or gables of the hutch to which the Tool Rail is mounted. Refer to the Hutch Accessory Compatibility Chart in the Application Guide.

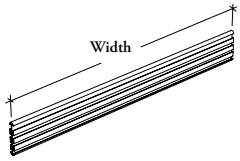

PRODUCT OPTIONS

Width	Finish
24, 30, 36, 42, 48, 54, 60, 66, 72, 78, 84	Foundation Mica

SAMPLE ORDER CODE

BOTR 60	**60**

DIMENSIONS INCHES / MM

PRICING

W	
24 / 610	174
30 / 762	186
36 / 914	198
42 / 1067	219
48 / 1219	245
54 / 1372	274
60 / 1524	303
66 / 1676	331
72 / 1829	358
78 / 1981	384
84 / 2134	409

Xpress

B _ H T
Top for Hutch

The Top for Hutch can be installed on all styles of hutch with the exception of Hutches with Flipper Door(s).

WHAT'S INCLUDED
1 rectangular top with 3/8" thick neoprene spacer kit and mounting hardware.

NOTES
Can only be installed on a hutch top.

Specify the width according to the width of the hutch on which the top is mounted.

The 1 9/16" (X) thickness is **not** available in all Foundation Laminate and Edge Trim colors. Refer to the finish page of the Application Guide for details.

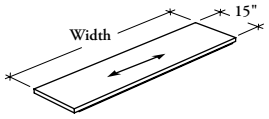

PRODUCT OPTIONS

Worksurface Thickness	Depth	Width	Finish	Edge Trim Style	Edge Trim Finish
D 1"	15	24, 30, 36, 42, 48, 54, 60, 66, 72, 78, 84	Source Laminate	**6** Straight Trim (3mm)	Edge Trim Colors
M 1 3/16"			Foundation Laminate		
X 1 9/16"					

SAMPLE ORDER CODE

BDHT	15	72	3D	6	4D

DIMENSIONS
INCHES / MM

D	W
15 / 381	24 / 610
15 / 381	30 / 762
15 / 381	36 / 914
15 / 381	42 / 1067
15 / 381	48 / 1219
15 / 381	54 / 1372
15 / 381	60 / 1524
15 / 381	66 / 1676
15 / 381	72 / 1829
15 / 381	78 / 1981
15 / 381	84 / 2134

PRICING

1" (D)	1 3/16" (M)	1 9/16" (X)
Source Laminate	Foundation Laminate	Foundation Laminate
188	209	252
238	258	315
283	312	379
334	360	441
380	457	502
427	492	565
475	529	629
525	562	692
567	598	754
610	633	818
657	667	881

Xpress

B R L L

Tower with Full Solid Door – Low Secondary Desk Mounted

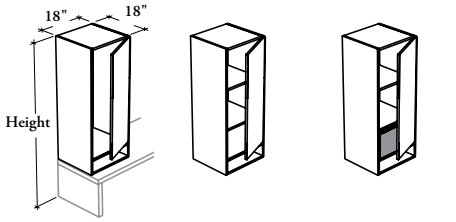

(W) Wardrobe (S) Shelves (F) File Drawer, Shelves

This Tower combines file drawer, shelves or wardrobe storage compartments and a pigeonhole section in a full door aesthetic. It must always be mounted on a Low Secondary Desk.

WHAT'S INCLUDED

1 tower, 1 rectangular door, mounting hardware, locks and keys (as specified), and accessories as listed below:

	Interior Configuration		
	W	S	F
Adjustable Shelf	n/a	2	1
File Drawer	n/a	n/a	1
15" Cross File Bar	n/a	n/a	1
Coat Hook	2	n/a	2

WHAT'S EXCLUDED

Low Secondary Desks and Multi-Functional Drawer.

NOTES

This mounted tower **cannot** be used alone. It must be connected to another mounted tower, a freestanding tower, a wall panel or a single or double overhead cabinet in order to ensure stability.

When applicable, the 15" cross file bar is included and is installed along the depth only.

File Drawer accepts the legal- and letter-size paper.

The Multi-Functionnal Drawer (BADMF) can only be installed in the pigeonhole section.

The shelf has a five positions adjustment with 1 1/4" intervals.

Not all finishes are available as Xpress, Please see Xpress catalogue and/or specification software for details.

PRODUCT OPTIONS

Interior Configuration	Depth	Width	Height	Door Swing Direction
F File Drawer and Shelves	18	18	66, 72	**L** Left Side
S Shelves				**R** Right Side (Shown)
W Wardrobe				

SAMPLE ORDER CODE

BRLL F	18	18	72	R

PRODUCT OPTIONS CONTINUED

Case Finish	Door Front Finish	Edge Trim Finish (For Source and Grade 2 Lam. Fronts only)	Key Style
Source Laminate	Source Laminate	Edge Trim Colors	**N** No Lock
Flintwood (No Cathedral)	Grade 2 Laminate (No Accents)		**K** Keyed Alike
	Flintwood (No Cathedral)		**R** Keyed Randomly

SAMPLE ORDER CODE CONTINUED

XS	XS	ST	K

See Pricing on the following page.

Xpress

B R L L

Tower with Full Solid Door – Low Secondary Desk Mounted (Continued)

CUBE STYLE | **PRICING**

	SOURCE LAMINATE CASE FINISH			FLINTWOOD CASE FINISH	
	DOOR FRONT FINISH				
	Source Laminate	Grade 2 Laminate	Flintwood	Grade 2 Laminate	Flintwood
BRLLW1866	1020	1290	1274	2898	2883
BRLLW1872	1090	1396	1380	3038	3022
BRLLS1866	1149	1419	1401	3395	3377
BRLLS1872	1217	1523	1503	3530	3510
BRLLF1866	1401	1670	1655	3789	3773
BRLLF1872	1474	1779	1754	3927	3902

Xpress

B R L G

Tower with Full Glass Door – Low Secondary Desk Mounted

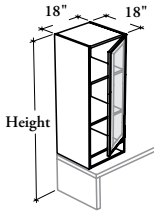

(S) Shelves

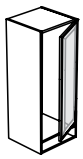

(W) Wardrobe

This Tower combines a 3-level of closed storage with shelves or wardrobe and a pigeonhole section in a full door aesthetic. It must always be mounted on a Low Secondary Desk.

WHAT'S INCLUDED
1 tower, 1 rectangular door, mounting hardware, locks and keys (as specified), and accessories as listed below:

	Interior Configuration	
	W	S
Adjustable Shelf	n/a	2
Coat Hook	2	n/a

WHAT'S EXCLUDED
Low Secondary Desks and Multi-Functional Drawer.

NOTES
This mounted tower **cannot** be used alone. It must be connected to another mounted tower, a freestanding tower, a wall panel or a single or double overhead cabinet in order to ensure stability.

The Multi-Functionnal Drawer (BADMF) can only be installed in the pigeonhole section.

When Wardrobe (W) option is specified, the glass door finish is **not** available in Clear (CL) standard finish.

The shelf has a five positions adjustment with 1 1/4" intervals.

Not all glass finishes are available as Xpress, Please see Xpress catalogue and/or specification software for details.

PRODUCT OPTIONS

Interior Configuration	Depth	Width	Height	Door Swing Direction
S Shelves	18	18	66, 72	**L** Left Side
W Wardrobe				**R** Right Side (Shown)

SAMPLE ORDER CODE

BRLG W	18	18	72	R

PRODUCT OPTIONS CONTINUED

Case Finish	Door Frame Finish	Glass Door Finish	Key Style
Source Laminate	**AC** Clear Anodized	**Standard:**	**N** No Lock
Flintwood (No Cathedral)	Foundation	**CL** Clear	**K** Keyed Alike
	Accent	**FT** Frosted	**R** Keyed Randomly
	Mica	**Back-Painted**	

SAMPLE ORDER CODE CONTINUED

3D	AC	FT	N

See Pricing on the following page.

Xpress

B R L G

Tower with Full Glass Door – Low Secondary Desk Mounted (Continued)

CUBE STYLE	PRICING		KEY UPCHARGE
	CLEAR GLASS DOOR (CL)		
	CASE FINISH		
	Source Laminate	Flintwood	Keyed Alike or Keyed Randomly
BRLGS1866	1389	3479	59
BRLGS1872	1488	3610	59
	FROSTED GLASS (FT) / BACK-PAINTED GLASS DOOR		
	CASE FINISH		
	Source Laminate	Flintwood	
BRLGW1866	1403	3131	59
BRLGW1872	1513	3275	59
BRLGS1866	1530	3620	59
BRLGS1872	1643	3765	59

Xpress

B R L O

Open Tower – Low Secondary Desk Mounted

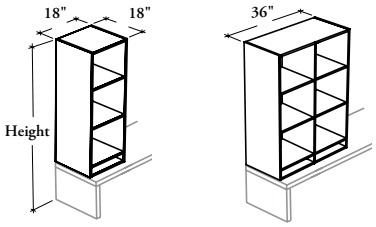

This tower combines 3-level open storage compartments and a pigeonhole section. It must always be mounted on a Low Secondary Desk.

WHAT'S INCLUDED
1 tower with 3 or 6 open compartments, 1 pigeonhole, and mounting hardware.

WHAT'S EXCLUDED
Low Secondary Desks and Multi-Functional Drawer.

NOTES
This mounted tower **cannot** be used alone. It must be connected to another mounted tower, a freestanding tower, a wall panel or a single or double overhead cabinet in order to ensure stability.

The Multi-Functionnal Drawer (BADMF) can only be installed in the pigeonhole section.

Not all finishes are available as Xpress, Please see Xpress catalogue and/or specification software for details.

PRODUCT OPTIONS

Depth	Width	Height	Case Finish
18	18, 36	66, 72	Source Laminate Flintwood (No Cathedral)

SAMPLE ORDER CODE

BRLO 18	**36**	**72**	**XS**

CUBE STYLE **PRICING**

	Source Laminate	Flintwood
BRLO181866	898	2875
BRLO181872	947	2961
BRLO183666	1479	4238
BRLO183672	1636	4389

Xpress

B R H L

Tower with Full Solid Door – High Secondary Desk Mounted

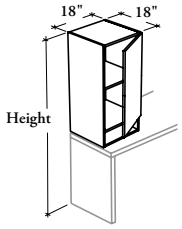

This tower combines a 2-level of closed storage with shelves and a pigeonhole section in a full door aesthetic. It must always be mounted on a High Secondary Desk.

WHAT'S INCLUDED
1 tower, 1 rectangular door, mounting hardware, locks and keys (as specified), and components as listed below:

	Heights	
	66"	72" or 81"
Adjustable Shelf	1	2

WHAT'S EXCLUDED
All High Secondary Desks and Multi-Functional Drawer.

NOTES
This mounted tower **cannot** be used alone. It must be connected to another mounted tower, a freestanding tower, a wall panel or a single or double overhead cabinet in order to ensure stability.

The shelf has ajustment at 5 1/8" intervals.

The Multi-Functionnal Drawer (BADMF) can only be installed in the pigeonhole section.

Not all finishes are available as Xpress, Please see Xpress catalogue and/or specification software for details.

PRODUCT OPTIONS

Interior Configuration	Depth	Width	Height	Door Swing Direction
S Shelf	18	18	66, 72, 81	**L** Left Side **R** Right Side (Shown)

SAMPLE ORDER CODE

BRHL S	**18**	**18**	**66**	**R**

PRODUCT OPTIONS CONTINUED

Case Finish	Door Front Finish	Edge Trim Finish (For Source and Grade 2 Lam. Front only)	Key Style
Source Laminate Flintwood (No Cathedral)	Source Laminate Grade 2 Laminate (No Accents) Flintwood (No Cathedral)	Edge Trim Colors	**N** No Lock **K** Keyed Alike **R** Keyed Randomly

SAMPLE ORDER CODE CONTINUED

XS	**XS**	**ST**	**N**

See Pricing on the following page.

Xpress

B R H L

Tower with Full Solid Door – High Secondary Desk Mounted (Continued)

CUBE STYLE	PRICING				
	SOURCE LAMINATE CASE FINISH			FLINTWOOD CASE FINISH	
	DOOR FRONT FINISH				
	Source Laminate	Grade 2 Laminate	Flintwood	Grade 2 Laminate	Flintwood
BRHLS181866	979	1193	1264	2900	2970
BRHLS181872	1047	1298	1345	3026	3073
BRHLS181881	1158	1414	1425	3217	3227

Xpress

B R H G

Tower with Full Glass Door – High Secondary Desk Mounted

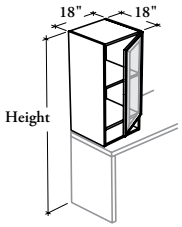

This tower combines a 2-level of closed storage with shelves and a pigeonhole section in a full door aesthetic. It must always be mounted on a High Secondary Desk.

WHAT'S INCLUDED
1 tower, 1 rectangular door, 1 adjustable shelf, mounting hardware, locks and keys (as specified), and components as listed below:

	Heights	
	66"	72" or 81"
Adjustable Shelf	1	2

WHAT'S EXCLUDED
All High Secondary Desks, Multi-Functional Drawer and Shelf for Tower.

NOTES
This mounted tower **cannot** be used alone. It must be connected to another mounted tower, a freestanding tower, a wall panel or a single or double overhead cabinet in order to ensure stability.

The shelf has ajustment at 5 1/8" intervals.

The Multi-Functionnal Drawer (BADMF) can only be installed in the pigeonhole section.

Not all glass finishes are available as Xpress, Please see Xpress catalogue and/or specification software for details.

PRODUCT OPTIONS

Interior Configuration	Depth	Width	Height	Door Swing Direction
S Shelf	18	18	66, 72, 81	**L** Left Side **R** Right Side (Shown)

SAMPLE ORDER CODE

BRHG S	**18**	**18**	**72**	**L**

PRODUCT OPTIONS CONTINUED

Case Finish	Door Frame Finish	Glass Door Finish	Key Style
Source Laminate Flintwood (No Cathedral)	**AC** Clear Anodized Foundation Accent Mica	**Standard:** **CL** Clear **FT** Frosted **Back-Painted**	**N** No Lock **K** Keyed Alike **R** Keyed Randomly

SAMPLE ORDER CODE CONTINUED

3D	**60**	**FT**	**R**

See Pricing on the following page.

Xpress

B R H G

Tower with Full Glass Door – High Secondary Desk Mounted (Continued)

CUBE STYLE	PRICING		KEY UPCHARGE
	CLEAR GLASS DOOR (CL)		
	CASE FINISH		
	Source Laminate	Flintwood	Keyed Alike or Keyed Randomly
BRHGS181866	1212	3043	59
BRHGS181872	1292	3178	59
BRHGS181881	1473	3313	59
	FROSTED GLASS (FT) / BACK-PAINTED GLASS DOOR		
	CASE FINISH		
	Source Laminate	Flintwood	
BRHGS181866	1336	3167	59
BRHGS181872	1421	3307	59
BRHGS181881	1606	3446	59

Xpress

B R H O

Open Tower – High Secondary Desk Mounted

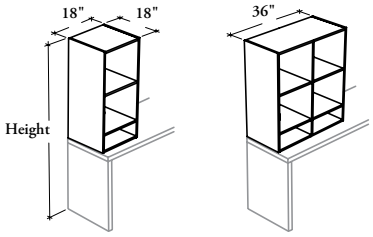

This tower combines a 2-level open storage compartments and a pigeonhole section. It must always be mounted on a High Secondary Desk.

WHAT'S INCLUDED

1 tower with open compartments, mounting hardware, and components as listed below:

	Heights			
	66"		72" or 81"	
Widths	18"	36"	18"	36"
Adjustable Shelf	1	2	2	4
Pigeonhole	1	2	1	2

WHAT'S EXCLUDED

All High Secondary Desks, Multi-Functional Drawer, and Shelf for Tower.

NOTES

This mounted tower **cannot** be used alone. It must be connected to another mounted tower, a freestanding tower, a wall panel or a single or double overhead cabinet in order to ensure stability.

The Multi-Functionnal Drawer (BADMF) can only be installed in the pigeonhole section.

Not all finishes are available as Xpress, Please see Xpress catalogue and/or specification software for details.

PRODUCT OPTIONS

Depth	Width	Height	Case Finish
18	18, 36	66, 72, 81	Source Laminate Flintwood (No Cathedral)

SAMPLE ORDER CODE

BRHO 18	**18**	**72**	**3D**

CUBE STYLE

PRICING

	Source Laminate	Flintwood
BRHO181866	751	2514
BRHO181872	806	2596
BRHO181881	900	2678
BRHO183666	1169	3507
BRHO183672	1255	3632
BRHO183681	1418	3758

Xpress

B O S H

Overhead Cabinet – Solid Hinged Doors

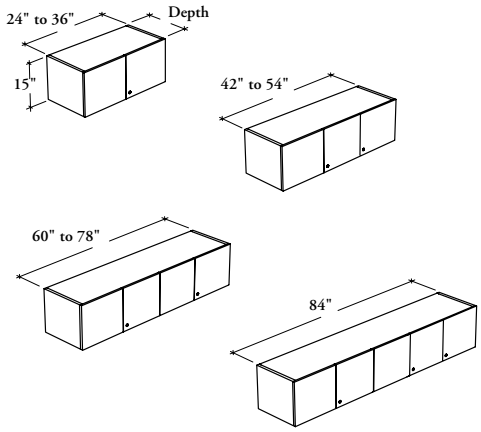

This cabinet is a lockable mounted storage unit that supplies overhead storage in a variety of widths.

WHAT'S INCLUDED

1 overhead cabinet, wall-mounted supports (as specified), locks and keys (as specified), and components as listed below:

	Widths			
	24" to 36"	42" to 54"	60" to 78"	84"
Door	2	3	4	5
Divider	n/a	1	1	2

WHAT'S EXCLUDED

Wall Panel for Overhead Cabinet (B_WCC), Wall Panel for Overhead Cabinet and Shelf (B_WCO), Top for Overhead Cabinet (B_OT), and accessories (BLEDD or BLEDS).

NOTES

For the Wall Panel Mounting Style (B), specify the width according to the width of the Wall Panel for Overhead Cabinet.

When Wall-Mounted (W) option is specified, only 16" depth is available.

When Linear LED Light Ready (L) option is specified, 24" width is **not** available.

When Linear LED Light Ready (L) option is specified, a Support for Linear LED Light – Overhead (BLEDS) must be ordered separately.

Edge Trim finish on Door Front always match Door Front finish.

Not all finishes are available as Xpress, Please see Xpress catalogue and/or specification software for details.

PRODUCT OPTIONS

Mounting Style	Depth	Width	Height
B Wall Panel Mounted **W** Wall-Mounted	16, 18	24, 30, 36, 42, 48, 54, 60, 66, 72, 78, 84	15

SAMPLE ORDER CODE

BOSH B	16	54	15

PRODUCT OPTIONS CONTINUED

Light Management	Door Front Finish	Case Finish	Key Style
L Linear LED Light Ready **N** No Light Management	Source Laminate Foundation Laminate Grade 2 Laminate (No Accents) Flintwood (No Cathedral)	Source Laminate Flintwood (No Cathedral)	**N** No Lock **K** Keyed Alike **R** Keyed Randomly

SAMPLE ORDER CODE CONTINUED

L	XS	XS	K

See Pricing on the following page.

Xpress

BOSH

Overhead Cabinet – Solid Hinged Doors (Continued)

DIMENSIONS INCHES / MM

PRICING

D	W	H	SOURCE LAMINATE CASE FINISH DOOR FRONT FINISH Source Laminate	Foundation Laminate	Grade 2 Laminate	Flintwood	FLINTWOOD CASE FINISH Grade 2 Laminate	Flintwood
16 / 406	24 / 610	15 / 381	776	818	899	2104	996	2202
16 / 406	30 / 762	15 / 381	816	870	969	2240	1180	2451
16 / 406	36 / 914	15 / 381	864	933	1048	2398	1362	2712
16 / 406	42 / 1067	15 / 381	1004	1031	1218	2645	1569	2996
16 / 406	48 / 1219	15 / 381	1080	1169	1325	2824	1770	3269
16 / 406	54 / 1372	15 / 381	1149	1248	1425	3214	1974	3763
16 / 406	60 / 1524	15 / 381	1264	1370	1569	3410	2160	4001
16 / 406	66 / 1676	15 / 381	1302	1419	1639	3532	2344	4237
16 / 406	72 / 1829	15 / 381	1361	1499	1728	3674	2528	4474
16 / 406	78 / 1981	15 / 381	1402	1546	1800	3799	2730	4729
16 / 406	84 / 2134	15 / 381	1556	1713	1984	4026	2933	4974
18 / 457	24 / 610	15 / 381	776	818	899	2104	996	2202
18 / 457	30 / 762	15 / 381	816	870	969	2240	1180	2451
18 / 457	36 / 914	15 / 381	864	933	1048	2398	1362	2712
18 / 457	42 / 1067	15 / 381	1004	1031	1218	2645	1569	2996
18 / 457	48 / 1219	15 / 381	1080	1169	1325	2824	1770	3269
18 / 457	54 / 1372	15 / 381	1149	1248	1425	3214	1974	3763
18 / 457	60 / 1524	15 / 381	1264	1370	1569	3410	2160	4001
18 / 457	66 / 1676	15 / 381	1302	1419	1639	3532	2344	4237
18 / 457	72 / 1829	15 / 381	1361	1499	1728	3674	2528	4474
18 / 457	78 / 1981	15 / 381	1402	1546	1800	3799	2730	4729
18 / 457	84 / 2134	15 / 381	1556	1713	1984	4026	2933	4974

Xpress

B O G H

Overhead Cabinet – Glass Hinged Doors

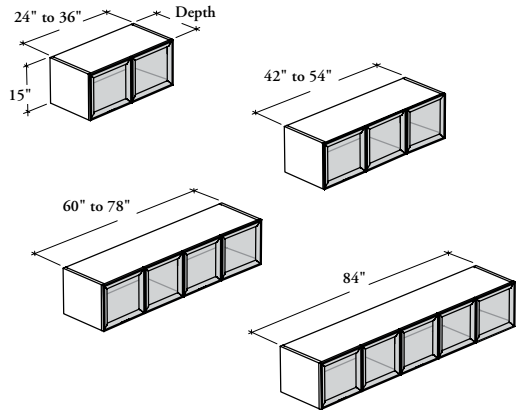

This cabinet is a lockable mounted storage unit that supplies overhead storage in a variety of widths.

WHAT'S INCLUDED

1 overhead cabinet, wall-mounted supports (as specified), locks and keys (as specified), and components as listed below:

	Widths			
	24" to 36"	42" to 54"	60" to 78"	84"
Door	2	3	4	5
Divider	n/a	1	1	2

WHAT'S EXCLUDED

Wall Panel for Overhead Cabinet (B_WCC), Wall Panel for Overhead Cabinet and Shelf (B_WCO), Top for Overhead Cabinet (B_OT), and accessories (BLEDD or BLEDS).

NOTES

For the Wall Panel Mounting Style (B), specify the width according to the width of the Wall Panel for Overhead Cabinet.

When Wall-Mounted (W) option is specified, only 16" depth is available.

When Linear LED Light Ready (L) option is specified, 24" width is **not** available.

When Linear LED Light Ready (L) option is specified, a Support for Linear LED Light – Overhead (BLEDS) must be ordered separately.

Not all glass finishes are available as Xpress, Please see Xpress catalogue and/or specification software for details.

PRODUCT OPTIONS

Mounting Style	Depth	Width	Height	Light Management
B Wall Panel Mounted **W** Wall-Mounted	16, 18	24, 30, 36, 42, 48, 54, 60, 66, 72, 78, 84	15	**L** Linear LED Light Ready **N** No Light Management

SAMPLE ORDER CODE

BOGH W	16	84	15	L

PRODUCT OPTIONS CONTINUED

Case Finish	Door Frame Finish	Glass Door Finish	Key Style
Source Laminate Flintwood (No Cathedral)	**AC** Clear Anodized Foundation Accent Mica	**Standard:** **CL** Clear **FT** Frosted **Back-Painted**	**N** No Lock **K** Keyed Alike **R** Keyed Randomly

SAMPLE ORDER CODE CONTINUED

XS	AC	FT	N

See Pricing on the following page.

Xpress

B O G H

Overhead Cabinet – Glass Hinged Doors (Continued)

DIMENSIONS INCHES / MM			PRICING				KEY UPCHARGE
			SOURCE LAMINATE CASE FINISH		FLINTWOOD CASE FINISH		
			GLASS DOOR FRONT FINISH				
D	W	H	Clear Glass (CL)	Frosted Glass (FT) / Back-Painted Glass	Clear Glass (CL)	Frosted Glass (FT) / Back-Painted Glass	Keyed Alike or Keyed Randomly
16 / 406	24 / 610	15 / 381	1229	1426	2436	2633	59
16 / 406	30 / 762	15 / 381	1387	1604	2659	2876	59
16 / 406	36 / 914	15 / 381	1418	1643	2767	2992	59
16 / 406	42 / 1067	15 / 381	1694	1962	3122	3390	124
16 / 406	48 / 1219	15 / 381	1850	2139	3349	3638	124
16 / 406	54 / 1372	15 / 381	2005	2317	3794	4106	124
16 / 406	60 / 1524	15 / 381	2187	2521	4028	4362	124
16 / 406	66 / 1676	15 / 381	2344	2699	4237	4592	124
16 / 406	72 / 1829	15 / 381	2427	2795	4373	4741	124
16 / 406	78 / 1981	15 / 381	2576	2969	4575	4968	124
16 / 406	84 / 2134	15 / 381	2805	3232	4846	5273	185
18 / 457	24 / 610	15 / 381	1229	1426	2436	2633	59
18 / 457	30 / 762	15 / 381	1387	1604	2659	2876	59
18 / 457	36 / 914	15 / 381	1418	1643	2767	2992	59
18 / 457	42 / 1067	15 / 381	1694	1962	3122	3390	124
18 / 457	48 / 1219	15 / 381	1850	2139	3349	3638	124
18 / 457	54 / 1372	15 / 381	2005	2317	3794	4106	124
18 / 457	60 / 1524	15 / 381	2187	2521	4028	4362	124
18 / 457	66 / 1676	15 / 381	2344	2699	4237	4592	124
18 / 457	72 / 1829	15 / 381	2427	2795	4373	4741	124
18 / 457	78 / 1981	15 / 381	2576	2969	4575	4968	124
18 / 457	84 / 2134	15 / 381	2805	3232	4846	5273	185

Xpress

B O S F

Overhead Cabinet – Solid Flipper Door(s)

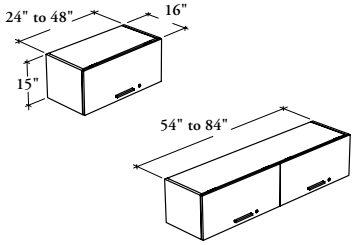

This cabinet is a lockable mounted storage unit that supplies overhead storage in a variety of widths.

WHAT'S INCLUDED
1 overhead cabinet, wall-mounted supports (as specified), pulls, lock and keys (as specified), and components as listed below:

	Widths	
	24" to 48"	54" to 84"
Door	1	2
Divider	n/a	1

WHAT'S EXCLUDED
Wall Panel for Overhead Cabinet (B_WCC), Wall Panel for Overhead Cabinet and Shelf (B_WCO), and accessories (BLEDD or BLEDS).

NOTES
For the Wall Panel Mounting Style (B), specify the width according to the width of the Wall Panel for Overhead Cabinet.

When Linear LED Light Ready (L) option is specified, 24" width is **not** available.

When Linear LED Light Ready (L) option is specified, a Support for Linear LED Light – Overhead (BLEDS) must be ordered separately.

Top for Overhead Cabinet (B_OT) **cannot** be installed on this product.

Edge Trim finish on Door Front always match Door Front finish.

Not all finishes are available as Xpress, Please see Xpress catalogue and/or specification software for details.

PRODUCT OPTIONS

Mounting Style	Depth	Width	Height	Light Management
B Wall Panel Mounted **W** Wall-Mounted	16	24, 30, 36, 42, 48, 54, 60, 66, 72, 78, 84	15	**L** Linear LED Light Ready **N** No Light Management

SAMPLE ORDER CODE

BOSF B	16	78	15	L

PRODUCT OPTIONS CONTINUED

Door Front Finish	Case Finish	Pull Style	Pull Finish	Key Style
Source Laminate Foundation Laminate Grade 2 Laminate (No Accents)	Source Laminate	**1** Standard Expansion **9** Rectangular **M** Modern Straight (ADA) **S** Slim	Foundation Mica	**N** No Lock **K** Keyed Alike **R** Keyed Randomly

SAMPLE ORDER CODE CONTINUED

XS	XS	9	52	R

See Pricing on the following page.

Xpress

B O S F

Overhead Cabinet – Solid Flipper Door(s) (Continued)

DIMENSIONS
INCHES / MM

D	W	H
16 / 406	24 / 610	15 / 381
16 / 406	30 / 762	15 / 381
16 / 406	36 / 914	15 / 381
16 / 406	42 / 1067	15 / 381
16 / 406	48 / 1219	15 / 381
16 / 406	54 / 1372	15 / 381
16 / 406	60 / 1524	15 / 381
16 / 406	66 / 1676	15 / 381
16 / 406	72 / 1829	15 / 381
16 / 406	78 / 1981	15 / 381
16 / 406	84 / 2134	15 / 381

PRICING

Source Laminate	Foundation Laminate	Grade 2 Laminate
1044	1106	1167
1106	1148	1258
1176	1228	1360
1244	1333	1458
1272	1381	1517
1534	1660	1810
1574	1706	1879
1639	1786	1976
1683	1847	2050
1773	1925	2172
1820	2006	2248

Xpress

B O S S

Overhead Cabinet – Solid Sliding Doors

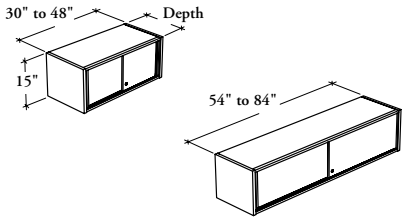

This cabinet is a lockable mounted storage unit that supplies overhead storage in a variety of widths.

WHAT'S INCLUDED
1 overhead cabinet, wall-mounted supports (as specified), 2 sliding doors, 2 sliding door pulls, 1 divider (54" to 84" only), lock and keys (as specified).

WHAT'S EXCLUDED
Wall Panel for Overhead Cabinet (B_WCC), Wall Panel for Overhead Cabinet and Shelf (B_WCO), Top for Overhead Cabinet (B_OT), and accessories (BLEDD or BLEDS).

NOTES
For the Wall Panel Mounting Style (B), specify the width according to the width of the Wall Panel for Overhead Cabinet.

When Wall Panel Mountred (B) option is specified, only 18" depth is available.

When Wall-Mountred (W) option is specified, only 16" depth is available.

When Linear LED Light Ready (L) option is specified, a Support for Linear LED Light – Overhead (BLEDS) must be ordered separately.

Edge Trim finish on Door Front always match Door Front finish.

Not all finishes are available as Xpress, Please see Xpress catalogue and/or specification software for details.

PRODUCT OPTIONS

Mounting Style	Depth	Width	Height	Light Management
B Wall Panel Mounted **W** Wall-Mounted	16, 18	30, 36, 42, 48, 54, 60, 66, 72, 78, 84	15	**L** Linear LED Light Ready **N** No Light Management

SAMPLE ORDER CODE

BOSS B	**18**	**84**	**15**	**L**

PRODUCT OPTIONS CONTINUED

Sliding Door Finish	Case Finish	Pull Finish	Key Style
Source Laminate Grade 2 Laminate (No Accents) Flintwood (No Cathedral)	Source Laminate Flintwood (No Cathedral)	Foundation Mica	**N** No Lock **K** Keyed Alike **R** Keyed Randomly

SAMPLE ORDER CODE CONTINUED

XS	**XS**	**52**	**N**

See Pricing on the following page.

Xpress

BOSS

Overhead Cabinet – Solid Sliding Doors (Continued)

DIMENSIONS INCHES / MM

PRICING

D	W	H	SOURCE LAMINATE CASE FINISH SLIDING DOOR FINISH Source Laminate	Grade 2 Laminate	Flintwood	FLINTWOOD CASE FINISH Grade 2 Laminate	Flintwood
16 / 406	30 / 762	15 / 381	1292	1445	2716	1503	2775
16 / 406	36 / 914	15 / 381	1490	1674	3024	1730	3079
16 / 406	42 / 1067	15 / 381	1590	1804	3232	1858	3286
16 / 406	48 / 1219	15 / 381	1700	1946	3444	2002	3501
16 / 406	54 / 1372	15 / 381	1920	2195	3983	2151	3938
16 / 406	60 / 1524	15 / 381	2033	2339	4180	2294	4135
16 / 406	66 / 1676	15 / 381	2137	2474	4367	2428	4321
16 / 406	72 / 1829	15 / 381	2215	2582	4529	2534	4481
16 / 406	78 / 1981	15 / 381	2309	2707	4706	2659	4658
16 / 406	84 / 2134	15 / 381	2408	2836	4878	2798	4839
18 / 457	30 / 762	15 / 381	1292	1445	2716	1503	2775
18 / 457	36 / 914	15 / 381	1490	1674	3024	1730	3079
18 / 457	42 / 1067	15 / 381	1590	1804	3232	1858	3286
18 / 457	48 / 1219	15 / 381	1700	1946	3444	2002	3501
18 / 457	54 / 1372	15 / 381	1920	2195	3983	2151	3938
18 / 457	60 / 1524	15 / 381	2033	2339	4180	2294	4135
18 / 457	66 / 1676	15 / 381	2137	2474	4367	2428	4321
18 / 457	72 / 1829	15 / 381	2215	2582	4529	2534	4481
18 / 457	78 / 1981	15 / 381	2309	2707	4706	2659	4658
18 / 457	84 / 2134	15 / 381	2408	2836	4878	2798	4839

Xpress

B O G S

Overhead Cabinet – Sliding Glass Doors

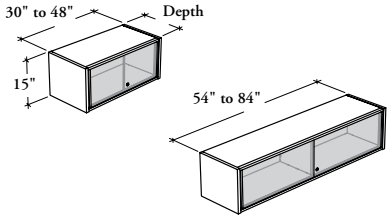

This cabinet is a lockable mounted storage unit that supplies overhead storage in a variety of widths.

WHAT'S INCLUDED
1 overhead cabinet, wall-mounted supports (as specified), 2 sliding doors, 2 sliding door pulls, 1 divider (54" to 84" only), lock and keys (as specified).

WHAT'S EXCLUDED
Wall Panel for Overhead Cabinet (B_WCC), Wall Panel for Overhead Cabinet and Shelf (B_WCO), Top for Overhead Cabinet (B_OT), and accessories (BLEDD or BLEDS).

NOTES
For the Wall Panel Mounting Style (B), specify the width according to the width of the Wall Panel for Overhead Cabinet.

When Wall Panel Mountred (B) option is specified, only 18" depth is available.

When Wall-Mountred (W) option is specified, only 16" depth is available.

When Linear LED Light Ready (L) option is specified, a Support for Linear LED Light – Overhead (BLEDS) must be ordered separately.

Not all glass finishes are available as Xpress, Please see Xpress catalogue and/or specification software for details.

PRODUCT OPTIONS

Mounting Style	Depth	Width	Height	Light Management
B Wall Panel Mounted **W** Wall-Mounted	16, 18	30, 36, 42, 48, 54, 60, 66, 72, 78, 84	15	**L** Linear LED Light Ready **N** No Light Management

SAMPLE ORDER CODE

BOGS B	18	84	15	L

PRODUCT OPTIONS CONTINUED

Case Finish	Glass Door Finish	Pull Finish	Key Style
Source Laminate Flintwood (No Cathedral)	**Standard:** **CL** Clear **FT** Frosted **Back-Painted**	Foundation Mica	**N** No Lock **K** Keyed Alike **R** Keyed Randomly

SAMPLE ORDER CODE CONTINUED

XS	CL	74	K

See Pricing on the following page.

Xpress

BOGS

Overhead Cabinet – Sliding Glass Doors (Continued)

DIMENSIONS INCHES / MM

PRICING

D	W	H	SOURCE LAMINATE CASE FINISH GLASS DOOR FRONT FINISH		FLINTWOOD CASE FINISH GLASS DOOR FRONT FINISH	
			Clear Glass (CL)	Frosted Glass (FT) / Back-Painted Glass	Clear Glass (CL)	Frosted Glass (FT) / Back-Painted Glass
16 / 406	30 / 762	15 / 381	1397	1502	2669	2774
16 / 406	36 / 914	15 / 381	1496	1624	2845	2973
16 / 406	42 / 1067	15 / 381	1583	1731	3011	3159
16 / 406	48 / 1219	15 / 381	1683	1845	3181	3343
16 / 406	54 / 1372	15 / 381	1891	2076	3680	3865
16 / 406	60 / 1524	15 / 381	1987	2196	3828	4037
16 / 406	66 / 1676	15 / 381	2084	2312	3978	4206
16 / 406	72 / 1829	15 / 381	2161	2437	4107	4383
16 / 406	78 / 1981	15 / 381	2255	2558	4255	4558
16 / 406	84 / 2134	15 / 381	2354	2676	4395	4717
18 / 457	30 / 762	15 / 381	1397	1502	2669	2774
18 / 457	36 / 914	15 / 381	1496	1624	2845	2973
18 / 457	42 / 1067	15 / 381	1583	1731	3011	3159
18 / 457	48 / 1219	15 / 381	1683	1845	3181	3343
18 / 457	54 / 1372	15 / 381	1891	2076	3680	3865
18 / 457	60 / 1524	15 / 381	1987	2196	3828	4037
18 / 457	66 / 1676	15 / 381	2084	2312	3978	4206
18 / 457	72 / 1829	15 / 381	2161	2437	4107	4383
18 / 457	78 / 1981	15 / 381	2255	2558	4255	4558
18 / 457	84 / 2134	15 / 381	2354	2676	4395	4717

Xpress

B O S O S

Overhead Cabinet – Solid Overlay Sliding Door

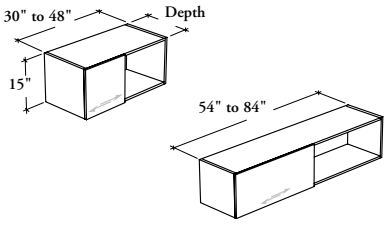

This cabinet is a mounted storage unit that supplies overhead storage in a variety of widths.

WHAT'S INCLUDED
1 overhead cabinet, wall-mounted supports (as specified), 1 overlay sliding door and 1 divider (54" to 84" only).

WHAT'S EXCLUDED
Wall Panel for Overhead Cabinet (B_WCC), Wall Panel for Overhead Cabinet and Shelf (B_WCO), and accessories (BLEDD or BLEDS).

NOTES
For the Wall Panel Mounting Style (B), specify the width according to the width of the Wall Panel for Overhead Cabinet.

When Wall-Mounted (W) option is specified, only 16" depth is avalaible.

Top for Overhead Cabinet (B_OT) **cannot** be installed on this product.

When Linear LED Light Ready (L) option is specified, a Support for Linear LED Light – Overhead (BLEDS) must be ordered separately.

Edge Trim finish on Overlay Door Front always match Overlay Door Front finish.

Not all finishes are available as Xpress, Please see Xpress catalogue and/or specification software for details.

PRODUCT OPTIONS

Mounting Style	Configuration	Depth	Width	Height
B Wall Panel Mounted **W** Wall-Mounted	**O** One Door	16, 18	30, 36, 42, 48, 54, 60, 66, 72, 78, 84	15

SAMPLE ORDER CODE

BOSOS B	**O**	**18**	**72**	**15**

PRODUCT OPTIONS CONTINUED

Orientation	Light Management	Overlay Door Finish	Case Finish	Key Style
L Overlay Door on Left (Shown) **R** Overlay Door on Right	**L** Linear LED Light Ready **N** No Light Management	Source Laminate Grade 2 Laminate (No Accents) Flintwood (No Cathedral)	Source Laminate Flintwood (No Cathedral)	**N** No Lock

SAMPLE ORDER CODE CONTINUED

L	**L**	**XS**	**XS**	**N**

See Pricing on the following page.

Xpress

BOSOS

Overhead Cabinet – Solid Overlay Sliding Door (Continued)

DIMENSIONS INCHES / MM

PRICING

D	W	H	ONE DOOR (O) SOURCE LAMINATE CASE FINISH / OVERLAY DOOR FRONT FINISH: Source Laminate	Grade 2 Laminate	Flintwood	FLINTWOOD CASE FINISH: Grade 2 Laminate	Flintwood
16 / 406	30 / 762	15 / 381	840	917	2189	966	2238
16 / 406	36 / 914	15 / 381	894	987	2337	1025	2375
16 / 406	42 / 1067	15 / 381	948	1056	2484	1086	2514
16 / 406	48 / 1219	15 / 381	1002	1124	2623	1142	2641
16 / 406	54 / 1372	15 / 381	1057	1195	2984	1201	2990
16 / 406	60 / 1524	15 / 381	1110	1263	3103	1263	3103
16 / 406	66 / 1676	15 / 381	1163	1331	3224	1320	3213
16 / 406	72 / 1829	15 / 381	1217	1401	3347	1381	3327
16 / 406	78 / 1981	15 / 381	1272	1472	3470	1439	3438
16 / 406	84 / 2134	15 / 381	1325	1539	3581	1496	3537
18 / 457	30 / 762	15 / 381	840	917	2189	966	2238
18 / 457	36 / 914	15 / 381	894	987	2337	1025	2375
18 / 457	42 / 1067	15 / 381	948	1056	2484	1086	2514
18 / 457	48 / 1219	15 / 381	1002	1124	2623	1142	2641
18 / 457	54 / 1372	15 / 381	1057	1195	2984	1201	2990
18 / 457	60 / 1524	15 / 381	1110	1263	3103	1263	3103
18 / 457	66 / 1676	15 / 381	1163	1331	3224	1320	3213
18 / 457	72 / 1829	15 / 381	1217	1401	3347	1381	3327
18 / 457	78 / 1981	15 / 381	1272	1472	3470	1439	3438
18 / 457	84 / 2134	15 / 381	1325	1539	3581	1496	3537

B O S O G

Overhead Cabinet – Glass Overlay Sliding Door

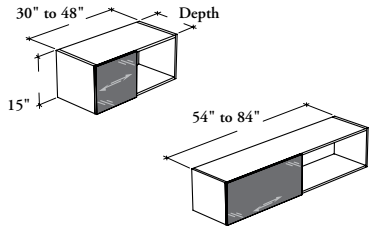

This cabinet is a mounted storage unit that supplies overhead storage in a variety of widths.

WHAT'S INCLUDED
1 overhead cabinet, wall-mounted supports (as specified), 1 overlay sliding door and 1 divider (54" to 84" only).

WHAT'S EXCLUDED
Wall Panel for Overhead Cabinet (B_WCC), Wall Panel for Overhead Cabinet and Shelf (B_WCO), and accessories (BLEDD or BLEDS).

NOTES
For the Wall Panel Mounting Style (B), specify the width according to the width of the Wall Panel for Overhead Cabinet.

When Wall-Mounted (W) option is specified, only 16" depth is avalaible.

Top for Overhead Cabinet (B_OT) **cannot** be installed on this product.

When Linear LED Light Ready (L) option is specified, a Support for Linear LED Light – Overhead (BLEDS) must be ordered separately.

PRODUCT OPTIONS

Mounting Style	Configuration	Depth	Width	Height	Orientation
B Wall Panel Mounted **W** Wall-Mounted	**O** One Door	16, 18	30, 36, 42, 48, 54, 60, 66, 72, 78, 84	15	**L** Overlay Door on Left (Shown) **R** Overlay Door on Right

SAMPLE ORDER CODE

BOSOG B	O	18	72	15	L

PRODUCT OPTIONS CONTINUED

Light Management	Case Finish	Overlay Door Frame Finish	Overlay Door Finish	Key Style
L Linear LED Light Ready **N** No Light Management	Source Laminate Flintwood (No Cathedral)	Foundation Accent Mica	Back-Painted	**N** No Lock

SAMPLE ORDER CODE CONTINUED

L	XS	74	K1	N

See Pricing on the following page.

BOSOG

Overhead Cabinet – Glass Overlay Sliding Door (Continued)

DIMENSIONS INCHES / MM			PRICING	
			ONE DOOR (O)	
			SOURCE LAMINATE CASE FINISH	FLINTWOOD CASE FINISH
			OVERLAY DOOR FINISH	
D	W	H	Back-Painted Glass	Back-Painted Glass
16 / 406	30 / 762	15 / 381	1047	2319
16 / 406	36 / 914	15 / 381	1152	2501
16 / 406	42 / 1067	15 / 381	1258	2686
16 / 406	48 / 1219	15 / 381	1361	2860
16 / 406	54 / 1372	15 / 381	1466	3254
16 / 406	60 / 1524	15 / 381	1572	3413
16 / 406	66 / 1676	15 / 381	1674	3568
16 / 406	72 / 1829	15 / 381	1780	3727
16 / 406	78 / 1981	15 / 381	1883	3882
16 / 406	84 / 2134	15 / 381	1988	4029
18 / 457	30 / 762	15 / 381	1047	2319
18 / 457	36 / 914	15 / 381	1152	2501
18 / 457	42 / 1067	15 / 381	1258	2686
18 / 457	48 / 1219	15 / 381	1361	2860
18 / 457	54 / 1372	15 / 381	1466	3254
18 / 457	60 / 1524	15 / 381	1572	3413
18 / 457	66 / 1676	15 / 381	1674	3568
18 / 457	72 / 1829	15 / 381	1780	3727
18 / 457	78 / 1981	15 / 381	1883	3882
18 / 457	84 / 2134	15 / 381	1988	4029

Xpress

B O C O L
Overhead Cabinet – Open

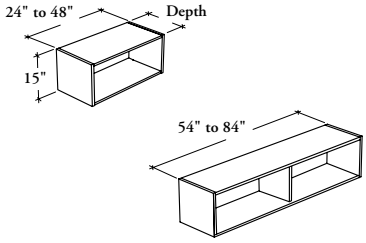

This cabinet is a mounted storage unit that supplies overhead storage in a variety of widths.

WHAT'S INCLUDED
1 overhead cabinet, wall-mounted supports (as specified) and 1 divider (54" to 84" only).

WHAT'S EXCLUDED
Wall Panel for Overhead Cabinet (B_WCC), Wall Panel for Overhead Cabinet and Shelf (B_WCO), and accessories (BLEDD or BLEDS).

NOTES
For the Wall Panel Mounting Style (B), specify the width according to the width of the Wall Panel for Overhead Cabinet.

When Wall-Mounted (W) option is specified, only 16" depth is avalaible.

Top for Overhead Cabinet (B_OT) **cannot** be installed on this product.

When Linear LED Light Ready (L) option is specified, 24" width is **not** available.

When Linear LED Light Ready (L) option is specified, a Support for Linear LED Light – Overhead (BLEDS) must be ordered separately.

Not all finishes are available as Xpress, Please see Xpress catalogue and/or specification software for details.

PRODUCT OPTIONS

Mounting Style	Depth	Width	Height	Light Management	Case Finish
B Wall Panel Mounted **W** Wall-Mounted	16, 18	24, 30, 36, 42, 48, 54, 60, 66, 72, 78, 84	15	**L** Linear LED Light Ready **N** No Light Management	Source Laminate Flintwood (No Cathedral)

SAMPLE ORDER CODE

BOCOL W	16	60	15	L	3E

DIMENSIONS
INCHES / MM

PRICING

D	W	H	Source Laminate	Flintwood
16 / 406	24 / 610	15 / 381	745	1950
16 / 406	30 / 762	15 / 381	776	2048
16 / 406	36 / 914	15 / 381	823	2172
16 / 406	42 / 1067	15 / 381	868	2296
16 / 406	48 / 1219	15 / 381	914	2413
16 / 406	54 / 1372	15 / 381	961	2749
16 / 406	60 / 1524	15 / 381	1005	2846
16 / 406	66 / 1676	15 / 381	1051	2944
16 / 406	72 / 1829	15 / 381	1097	3043
16 / 406	78 / 1981	15 / 381	1143	3142
16 / 406	84 / 2134	15 / 381	1190	3231
18 / 457	24 / 610	15 / 381	745	1950
18 / 457	30 / 762	15 / 381	776	2048
18 / 457	36 / 914	15 / 381	823	2172
18 / 457	42 / 1067	15 / 381	868	2296
18 / 457	48 / 1219	15 / 381	914	2413
18 / 457	54 / 1372	15 / 381	961	2749
18 / 457	60 / 1524	15 / 381	1005	2846
18 / 457	66 / 1676	15 / 381	1051	2944
18 / 457	72 / 1829	15 / 381	1097	3043
18 / 457	78 / 1981	15 / 381	1143	3142
18 / 457	84 / 2134	15 / 381	1190	3231

Xpress

B O D S H

Double Overhead Cabinet – Solid Hinged Doors

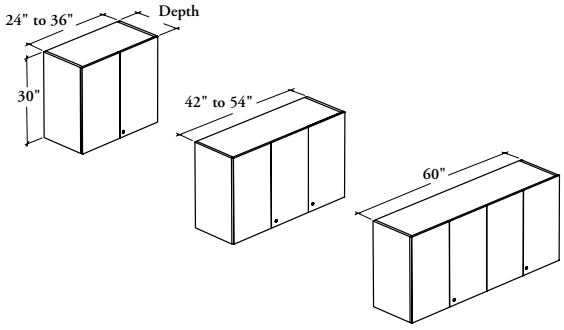

This cabinet is a lockable mounted storage unit that supplies double overhead storage in a variety of widths.

WHAT'S INCLUDED

1 double overhead cabinet, wall-mounted supports (as specified), locks and keys (as specified), and components as listed below:

	Widths			
	24" to 36"	42" to 54"	60"	
Door	2	3	4	
Divider	n/a	1	1	
Adjustable Shelf	1	1	1	per compartment

WHAT'S EXCLUDED

Wall Panel for Overhead Cabinet (B_WCC), Wall Panel for Overhead Cabinet and Shelf (B_WCO), Top for Overhead Cabinet (B_OT), and accessories (BLEDD or BLEDS).

NOTES

For the Wall Panel Mounting Style (B), specify the width according to the width of the Wall Panel for Overhead Cabinet.

When Wall-Mounted (W) option is specified, only 16" depth is available.

When Linear LED Light Ready (L) option is specified, 24" width is **not** available.

When Linear LED Light Ready (L) option is specified, a Support for Linear LED Light – Overhead (BLEDS) must be ordered separately.

The shelf has an eleven positions adjustment with 1 1/4" intervals.

Edge Trim finish on Door Front always match Door Front finish.

Not all finishes are available as Xpress, Please see Xpress catalogue and/or specification software for details.

PRODUCT OPTIONS

Mounting Style	Depth	Width	Height
B Wall Panel Mounted	16, 18	24, 30, 36, 42, 48, 54, 60	30
W Wall-Mounted			

SAMPLE ORDER CODE

BODSH B	**18**	**54**	**30**

PRODUCT OPTIONS CONTINUED

Light Management	Door Front Finish	Case Finish	Key Style
L Linear LED Light Ready	Source Laminate	Source Laminate	**N** No Lock
N No Light Management	Foundation Laminate	Flintwood (No Cathedral)	**K** Keyed Alike
	Grade 2 Laminate (No Accents)		**R** Keyed Randomly
	Flintwood (No Cathedral)		

SAMPLE ORDER CODE CONTINUED

L	**XS**	**XS**	**K**

See Pricing on the following page.

Xpress

BODSH

Double Overhead Cabinet – Solid Hinged Doors (Continued)

DIMENSIONS INCHES / MM

PRICING

D	W	H	SOURCE LAMINATE CASE FINISH DOOR FRONT FINISH Source Laminate	Foundation Laminate	Grade 2 Laminate	Flintwood	FLINTWOOD CASE FINISH Grade 2 Laminate	Flintwood
16 / 406	24 / 610	30 / 762	1062	1146	1307	1503	2974	3170
16 / 406	30 / 762	30 / 762	1136	1244	1441	1862	3249	3669
16 / 406	36 / 914	30 / 762	1210	1346	1577	2206	3525	4154
16 / 406	42 / 1067	30 / 762	1440	1494	1869	2571	3905	4607
16 / 406	48 / 1219	30 / 762	1497	1675	1986	2878	4212	5103
16 / 406	54 / 1372	30 / 762	1552	1748	2102	3201	4517	5616
16 / 406	60 / 1524	30 / 762	1754	1969	2366	3548	4970	6153
18 / 457	24 / 610	30 / 762	1062	1146	1307	1503	2974	3170
18 / 457	30 / 762	30 / 762	1136	1244	1441	1862	3249	3669
18 / 457	36 / 914	30 / 762	1210	1346	1577	2206	3525	4154
18 / 457	42 / 1067	30 / 762	1440	1494	1869	2571	3905	4607
18 / 457	48 / 1219	30 / 762	1497	1675	1986	2878	4212	5103
18 / 457	54 / 1372	30 / 762	1552	1748	2102	3201	4517	5616
18 / 457	60 / 1524	30 / 762	1754	1969	2366	3548	4970	6153

Xpress

B O D G H

Double Overhead Cabinet – Glass Hinged Doors

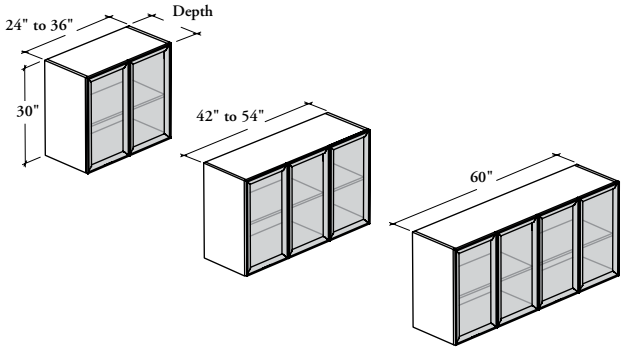

This cabinet is a lockable mounted storage unit that supplies double overhead storage in a variety of widths.

WHAT'S INCLUDED

1 double overhead cabinet, wall-mounted supports (as specified), locks and keys (as specified), and components as listed below:

	Widths			
	24" to 36"	42" to 54"	60"	
Door	2	3	4	
Divider	n/a	1	1	
Adjustable Shelf	1	1	1	per compartment

WHAT'S EXCLUDED

Wall Panel for Overhead Cabinet (B_WCC), Wall Panel for Overhead Cabinet and Shelf (B_WCO), Top for Overhead Cabinet (B_OT), and accessories (BLEDD or BLEDS).

NOTES

For the Wall Panel Mounting Style (B), specify the width according to the width of the Wall Panel for Overhead Cabinet.

When Wall-Mounted (W) option is specified, only 16" depth is available.

When Linear LED Light Ready (L) option is specified, 24" width is **not** available.

When Linear LED Light Ready (L) option is specified, a Support for Linear LED Light – Overhead (BLEDS) must be ordered separately.

The shelf has a eleven positions adjustment with 1 1/4" intervals.

Not all glass finishes are available as Xpress, Please see Xpress catalogue and/or specification software for details.

PRODUCT OPTIONS

Mounting Style	Depth	Width	Height	Light Management
B Wall Panel Mounted	16, 18	24, 30, 36, 42, 48, 54, 60	30	**L** Linear LED Light Ready
W Wall-Mounted				**N** No Light Management

SAMPLE ORDER CODE

BODGH W	16	60	30	L

PRODUCT OPTIONS CONTINUED

Case Finish	Door Frame Finish	Glass Door Finish	Key Style
Source Laminate	**AC** Clear Anodized	**Standard:**	**N** No Lock
Flintwood (No Cathedral)	Foundation	**CL** Clear	**K** Keyed Alike
	Accent	**FT** Frosted	**R** Keyed Randomly
	Mica	**Back-Painted**	

SAMPLE ORDER CODE CONTINUED

XS	AC	FT	N

See Pricing on the following page.

Xpress

BODGH

Double Overhead Cabinet – Glass Hinged Doors (Continued)

DIMENSIONS INCHES / MM			PRICING				KEY UPCHARGE
			SOURCE LAMINATE CASE FINISH		FLINTWOOD CASE FINISH		
			GLASS DOOR FRONT FINISH				
D	W	H	Clear Glass (CL)	Frosted Glass (FT) / Back-Painted Glass	Clear Glass (CL)	Frosted Glass (FT) / Back-Painted Glass	Keyed Alike or Keyed Randomly
16 / 406	24 / 610	30 / 762	1652	2045	3319	3712	59
16 / 406	30 / 762	30 / 762	1821	2256	3629	4064	59
16 / 406	36 / 914	30 / 762	1990	2439	3937	4386	59
16 / 406	42 / 1067	30 / 762	2589	3125	4626	5162	124
16 / 406	48 / 1219	30 / 762	2699	3278	4925	5504	124
16 / 406	54 / 1372	30 / 762	2809	3434	5225	5850	124
16 / 406	60 / 1524	30 / 762	3319	3987	5923	6591	124
18 / 457	24 / 610	30 / 762	1652	2045	3319	3712	59
18 / 457	30 / 762	30 / 762	1821	2256	3629	4064	59
18 / 457	36 / 914	30 / 762	1990	2439	3937	4386	59
18 / 457	42 / 1067	30 / 762	2589	3125	4626	5162	124
18 / 457	48 / 1219	30 / 762	2699	3278	4925	5504	124
18 / 457	54 / 1372	30 / 762	2809	3434	5225	5850	124
18 / 457	60 / 1524	30 / 762	3319	3987	5923	6591	124

Xpress

B O D S S

Double Overhead Cabinet – Solid Overlay Sliding Door

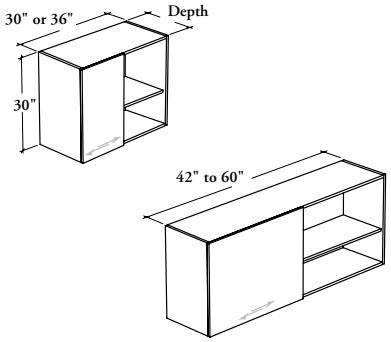

This cabinet is a mounted storage unit that supplies double overhead storage in a variety of widths.

WHAT'S INCLUDED
1 double overhead cabinet, wall-mounted supports (as specified), 1 overlay sliding door, 1 fixed-height shelf per compartment and 1 divider (54" and 60" only).

WHAT'S EXCLUDED
Wall Panel for Overhead Cabinet (B_WCC), Wall Panel for Overhead Cabinet and Shelf (B_WCO) and accessories (BLEDD or BLEDS).

NOTES
For the Wall Panel Mounting Style (B), specify the width according to the width of the Wall Panel for Overhead Cabinet.

When Wall-Mounted (W) option is specified, only 16" depth is avalaible.

Top for Overhead Cabinet (B_OT) **cannot** be installed on this product.

When Linear LED Light Ready (L) option is specified, a Support for Linear LED Light – Overhead (BLEDS) must be ordered separately.

Edge Trim finish on Overlay Door Front always match Overlay Door Front finish.

Not all finishes are available as Xpress, Please see Xpress catalogue and/or specification software for details.

PRODUCT OPTIONS

Mounting Style	Configuration	Depth	Width	Height
B Wall Panel Mounted **W** Wall-Mounted	**O** One Door	16, 18	30, 36, 42, 48, 54, 60	30

SAMPLE ORDER CODE

BODSS B	**O**	**18**	**60**	**30**

PRODUCT OPTIONS CONTINUED

Orientation	Light Management	Overlay Door Finish	Case Finish	Key Style
L Overlay Door on Left (Shown) **R** Overlay Door on Right	**L** Linear LED Light Ready **N** No Light Management	Source Laminate Grade 2 Laminate (No Accents) Flintwood (No Cathedral)	Source Laminate Flintwood (No Cathedral)	**N** No Lock

SAMPLE ORDER CODE CONTINUED

L	**L**	**XS**	**XS**	**N**

See Pricing on the following page.

Xpress

BODSS

Overhead Cabinet – Solid Overlay Sliding Door (Continued)

DIMENSIONS INCHES / MM

PRICING

D	W	H	ONE DOOR (O) SOURCE LAMINATE CASE FINISH – OVERLAY DOOR FRONT FINISH: Source Laminate	Grade 2 Laminate	Flintwood	FLINTWOOD CASE FINISH – Grade 2 Laminate	Flintwood
16 / 406	30 / 762	30 / 762	1120	1273	1371	3082	3179
16 / 406	36 / 914	30 / 762	1189	1373	1450	3322	3399
16 / 406	42 / 1067	30 / 762	1274	1488	1549	3525	3585
16 / 406	48 / 1219	30 / 762	1371	1616	1653	3842	3878
16 / 406	54 / 1372	30 / 762	1468	1744	1758	4160	4174
16 / 406	60 / 1524	30 / 762	1579	1884	1883	4489	4488
18 / 457	30 / 762	30 / 762	1120	1273	1371	3082	3179
18 / 457	36 / 914	30 / 762	1189	1373	1450	3322	3399
18 / 457	42 / 1067	30 / 762	1274	1488	1549	3525	3585
18 / 457	48 / 1219	30 / 762	1371	1616	1653	3842	3878
18 / 457	54 / 1372	30 / 762	1468	1744	1758	4160	4174
18 / 457	60 / 1524	30 / 762	1579	1884	1883	4489	4488

B O D G S

Double Overhead Cabinet – Glass Overlay Sliding Door

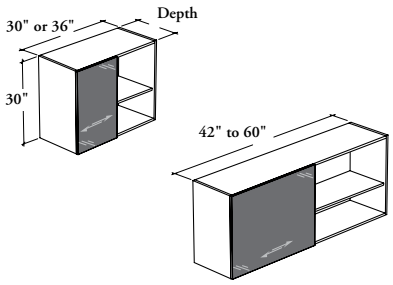

This cabinet is a lockable mounted storage unit that supplies double overhead storage in a variety of widths.

WHAT'S INCLUDED
1 double overhead cabinet, wall-mounted supports (as specified), 1 overlay sliding door, 1 fixed-height shelf per compartment and 1 divider (54" and 60" only).

WHAT'S EXCLUDED
Wall Panel for Overhead Cabinet (B_WCC), Wall Panel for Overhead Cabinet and Shelf (B_WCO) and accessories (BLEDD or BLEDS).

NOTES
For the Wall Panel Mounting Style (B), specify the width according to the width of the Wall Panel for Overhead Cabinet.

When Wall-Mounted (W) option is specified, only 16" depth is available.

Top for Overhead Cabinet (B_OT) **cannot** be installed on this product.

When Linear LED Light Ready (L) option is specified, a Support for Linear LED Light – Overhead (BLEDS) must be ordered separately.

PRODUCT OPTIONS

Mounting Style	Configuration	Depth	Width	Height	Orientation
B Wall Panel Mounted **W** Wall-Mounted	**O** One Door	16, 18	30, 36, 42, 48, 54, 60	30	**L** Overlay Door on Left (Shown) **R** Overlay Door on Right

SAMPLE ORDER CODE

BODGS B	**O**	**18**	**42**	**30**	**L**

PRODUCT OPTIONS CONTINUED

Light Management	Case Finish	Overlay Door Frame Finish	Overlay Door Finish	Key Style
L Linear LED Light Ready **N** No Light Management	Source Laminate Flintwood (No Cathedral)	Foundation Accent Mica	Back-Painted	**N** No Lock

SAMPLE ORDER CODE CONTINUED

L	**XS**	**74**	**K1**	**N**

See Pricing on the following page.

BODGS

Double Overhead Cabinet – Glass Overlay Sliding Door (Continued)

DIMENSIONS INCHES / MM			PRICING	
			ONE DOOR (O)	
			SOURCE LAMINATE CASE FINISH	FLINTWOOD CASE FINISH
			OVERLAY DOOR FINISH	
D	W	H	Back-Painted Glass	Back-Painted Glass
16 / 406	30 / 762	30 / 762	1606	3413
16 / 406	36 / 914	30 / 762	1678	3625
16 / 406	42 / 1067	30 / 762	1776	3814
16 / 406	48 / 1219	30 / 762	1884	4110
16 / 406	54 / 1372	30 / 762	1992	4406
16 / 406	60 / 1524	30 / 762	2116	4721
18 / 457	30 / 762	30 / 762	1606	3413
18 / 457	36 / 914	30 / 762	1678	3625
18 / 457	42 / 1067	30 / 762	1776	3814
18 / 457	48 / 1219	30 / 762	1884	4110
18 / 457	54 / 1372	30 / 762	1992	4406
18 / 457	60 / 1524	30 / 762	2116	4721

Xpress

B O D O L
Double Overhead Cabinet – Open

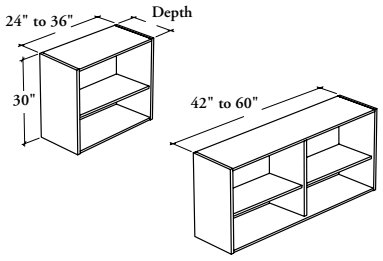

This cabinet is a mounted storage unit that supplies double overhead storage in a variety of widths.

WHAT'S INCLUDED
1 double overhead cabinet, wall-mounted supports (as specified), 1 fixed-height shelf per compartment and 1 divider (42" to 60" only).

WHAT'S EXCLUDED
Wall Panel for Overhead Cabinet (B_WCC), Wall Panel for Overhead Cabinet and Shelf (B_WCO) and accessories (BLEDD or BLEDS).

NOTES
When Wall-Mounted (W) option is specified, only 16" depth is avalaible.

When Linear LED Light Ready (L) option is specified, 24" width is **not** available.

Top for Overhead Cabinet (B_OT) **cannot** be installed on this product.

When Linear LED Light Ready (L) option is specified, a Support for Linear LED Light – Overhead (BLEDS) must be ordered separately.

Not all finishes are available as Xpress, Please see Xpress catalogue and/or specification software for details.

PRODUCT OPTIONS

Mounting Style	Depth	Width	Height	Light Management	Case Finish
W Wall-Mounted	16	24, 30, 36, 42, 48, 54, 60	30	**L** Linear LED Light Ready **N** No Light Management	Source Laminate Flintwood (No Cathedral)

SAMPLE ORDER CODE

BODOL W	16	60	30	L	XS

DIMENSIONS
INCHES / MM

D	W	H
16 / 406	24 / 610	30 / 762
16 / 406	30 / 762	30 / 762
16 / 406	36 / 914	30 / 762
16 / 406	42 / 1067	30 / 762
16 / 406	48 / 1219	30 / 762
16 / 406	54 / 1372	30 / 762
16 / 406	60 / 1524	30 / 762

PRICING

Source Laminate	Flintwood
902	2569
963	2771
1024	2972
1104	3141
1181	3407
1257	3673
1334	3938

Xpress

B _ O T
Top for Overhead Cabinet

The Top for Overhead Cabinet serves as a finishing feature on Overhead Cabinets with the exception of Overhead Cabinets (BOSF, BOSOS, BOSOG or BOCOL) and Double Overhead Cabinets (BODSS, BODGS or BODOL).

WHAT'S INCLUDED
1 rectangular top with 3/8" thick neoprene spacer kit and mounting hardware.

NOTES
Specify the width according to the width of the overhead cabinet on which the top is mounted.

Can be mounted on a single or double Overhead Cabinet with Hinged or Sliding Doors only.

Not all Thickness, Finish, Style or Color options are available. Refer to the Application Guide for more details.

Not all finishes are available as Xpress, Please see Xpress catalogue and/or specification software for details.

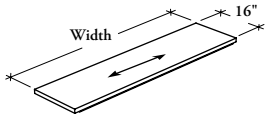

PRODUCT OPTIONS

Worksurface Thickness	Depth	Width	Top Finish	Edge Trim Style	Edge Trim Finish
D 1"	16	24, 30, 36, 42, 48, 54, 60, 66, 72, 78, 84	Source Laminate	**6** Straight Trim (3mm)	Edge Trim Colors
M 1 3/16"			Foundation Laminate	**8** Flat Trim (1.5mm)	
X 1 9/16"			Grade 2 Laminate (No Accents)		

SAMPLE ORDER CODE

BDOT	16	72	3E	6	4E

DIMENSIONS
INCHES / MM

PRICING

		1" (D)	1 3/16" (M)		1 9/16" (X)
D	W	Source Laminate	Foundation Laminate	Grade 2 Laminate	Foundation Laminate
16 / 406	24 / 610	188	209	242	252
16 / 406	30 / 762	238	258	300	315
16 / 406	36 / 914	283	312	362	379
16 / 406	42 / 1067	334	360	418	441
16 / 406	48 / 1219	380	457	523	502
16 / 406	54 / 1372	427	492	567	565
16 / 406	60 / 1524	475	529	613	629
16 / 406	66 / 1676	525	562	653	692
16 / 406	72 / 1829	567	598	698	754
16 / 406	78 / 1981	610	633	742	818
16 / 406	84 / 2134	657	667	783	881

Xpress

B O W F
Wall-Mounted Tackboard – Fabric

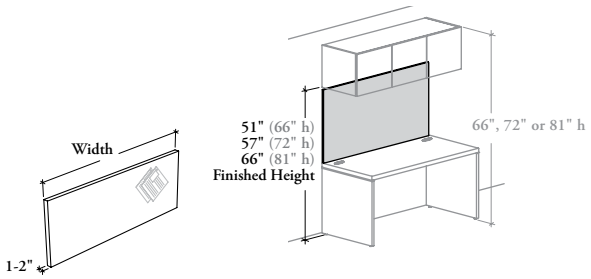

This fabric-wrapped tackboard is a low-cost alternative and it installs under any Wall-Mounted Overhead Cabinet.

WHAT'S INCLUDED
1 tackboard with Velcro® attachments.

NOTES
Must be attached directly on the building wall.

When the Wall-Mounted Tackboard is used over a secondary desk (B_MSD, BH_SR, BH_SB or BH_SL), it will **not** reach down to the worksurface.

PRODUCT OPTIONS

Starting Height	Finishing Height	Width	Fabric Finish
W From Standard Worksurface	51, 57, 66	24, 30, 36, 42, 48, 54, 60, 66, 72, 78, 84	Panel Fabric

SAMPLE ORDER CODE

BOWF W	**51**	**72**	**T531**

DIMENSIONS INCHES / MM

PRICING

H	W	Gr. A/COM	Gr. 1	Gr. 2	Gr. 3	Gr. 4	Gr. 5	Gr. 6	Gr. 7
51 / 1295	24 / 610	116	128	139	148	170	189	210	225
51 / 1295	30 / 762	132	139	155	170	197	228	250	271
51 / 1295	36 / 914	154	165	185	197	233	268	292	315
51 / 1295	42 / 1067	172	185	202	218	252	285	313	339
51 / 1295	48 / 1219	186	197	219	238	276	315	344	375
51 / 1295	54 / 1372	198	214	238	256	300	341	372	400
51 / 1295	60 / 1524	222	242	268	288	336	383	420	451
51 / 1295	66 / 1676	242	256	284	306	354	402	441	476
51 / 1295	72 / 1829	254	272	303	328	383	438	477	519
51 / 1295	78 / 1981	269	288	319	344	402	461	502	542
51 / 1295	84 / 2134	283	305	337	365	424	484	527	571
57 / 1448	24 / 610	136	149	164	179	206	233	254	275
57 / 1448	30 / 762	155	164	183	198	238	275	303	323
57 / 1448	36 / 914	182	193	216	234	274	313	342	370
57 / 1448	42 / 1067	198	218	240	258	297	336	367	397
57 / 1448	48 / 1219	218	237	259	281	328	373	407	441
57 / 1448	54 / 1372	237	252	281	301	345	394	431	464
57 / 1448	60 / 1524	260	281	311	336	390	444	486	525
57 / 1448	66 / 1676	281	301	334	355	409	465	508	553
57 / 1448	72 / 1829	301	319	355	384	449	515	562	609
57 / 1448	78 / 1981	315	336	376	406	475	547	595	645
57 / 1448	84 / 2134	332	358	394	427	498	566	619	668

Pricing is continued on the following page.

Xpress

B O W F

Wall-Mounted Tackboard – Fabric (Continued)

DIMENSIONS INCHES / MM		PRICING							
H	W	Gr. A/COM	Gr. 1	Gr. 2	Gr. 3	Gr. 4	Gr. 5	Gr. 6	Gr. 7
66 / 1676	24 / 610	165	182	202	227	261	301	321	349
66 / 1676	30 / 762	189	202	225	240	300	344	383	400
66 / 1676	36 / 914	224	236	264	292	334	382	419	453
66 / 1676	42 / 1067	237	269	297	319	365	413	448	486
66 / 1676	48 / 1219	267	297	320	345	406	462	499	541
66 / 1676	54 / 1372	295	309	345	367	416	474	517	557
66 / 1676	60 / 1524	319	339	376	408	471	537	582	635
66 / 1676	66 / 1676	339	367	409	427	492	558	608	669
66 / 1676	72 / 1829	370	389	433	468	550	630	688	746
66 / 1676	78 / 1981	386	408	463	496	586	676	735	801
66 / 1676	84 / 2134	406	438	480	522	608	690	757	813

B O W E
Wall-Mounted Tackboard – Felt

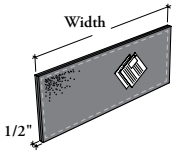

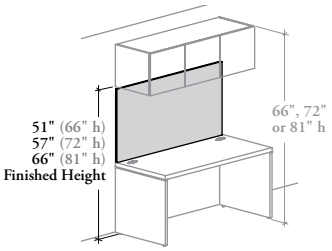

This felt tackboard is a low-cost alternative and it installs under any Wall-Mounted Overhead Cabinet.

WHAT'S INCLUDED
1 felt tackboard with Velcro® attachments and mounting hardware.

NOTES
Must be attached directly on the building wall.

When the Wall-Mounted Tackboard is used over a secondary desk (B_MSD, BH_SR, BH_SB or BH_SL), it will **not** reach down to the worksurface.

PRODUCT OPTIONS

Starting Height	Finishing Height	Width	Felt Finish	Stitches Finish
W From Standard Worksurface	51, 57, 66	24, 30, 36, 42, 48, 54, 60, 66, 72, 78, 84	Loft	**C** Carbon Coordinate **E** Shale Coordinate **G** Carrara Coordinate **M** Umber Coordinate

SAMPLE ORDER CODE

BOWE W	51	72	RB11	C

DIMENSIONS INCHES / MM

H	W	PRICING
51 / 1295	24 / 610	210
51 / 1295	30 / 762	259
51 / 1295	36 / 914	312
51 / 1295	42 / 1067	366
51 / 1295	48 / 1219	416
51 / 1295	54 / 1372	468
51 / 1295	60 / 1524	522
51 / 1295	66 / 1676	572
51 / 1295	72 / 1829	625
51 / 1295	78 / 1981	678
51 / 1295	84 / 2134	728
57 / 1448	24 / 610	283
57 / 1448	30 / 762	355
57 / 1448	36 / 914	427
57 / 1448	42 / 1067	498
57 / 1448	48 / 1219	567
57 / 1448	54 / 1372	640
57 / 1448	60 / 1524	710
57 / 1448	66 / 1676	780
57 / 1448	72 / 1829	850
57 / 1448	78 / 1981	921
57 / 1448	84 / 2134	994

Pricing is continued on the following page.

BOWE

Wall-Mounted Tackboard – Felt (Continued)

DIMENSIONS INCHES / MM		PRICING
H	W	
66 / 1676	24 / 610	431
66 / 1676	30 / 762	545
66 / 1676	36 / 914	659
66 / 1676	42 / 1067	761
66 / 1676	48 / 1219	869
66 / 1676	54 / 1372	983
66 / 1676	60 / 1524	1086
66 / 1676	66 / 1676	1197
66 / 1676	72 / 1829	1299
66 / 1676	78 / 1981	1408
66 / 1676	84 / 2134	1526

Xpress

B _ W C C
Wall Panel for Overhead Cabinet

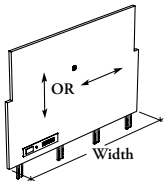

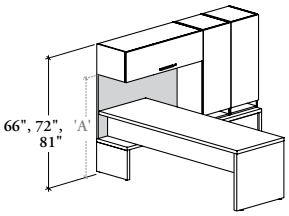

Mounting Style (L)

Datum Height		
66" h	72" h	81" h
'A' (Finishing Height) = 51"	57"	66"

This wall panel is designed to support an overhead cabinet. It is compatible with tackboard or markerboard for enhanced functionality. Whether mounted onto a desk, credenza, secondary desk, mid-height storage, workwall kneespace module or workwall credenza, the wall panel is easily installed requiring securement at only two wall locations.

WHAT'S INCLUDED
1 or 2 panels, 1 square duo grommet ring, 1 cut-out with power bar and cover (as specified), mounting hardware for wall panel and overhead cabinet.

WHAT'S EXCLUDED
Desk, Credenza, Secondary Desk, Mid-Height Storage, Workwall Storage, Overhead Cabinet, Double Overhead Cabinet, and Tackboard for Wall Panel.

NOTES
Duo Square Grommet Ring is finished in Black.

The number of panels may vary depending of the dimension and grain direction selected. Refer to Application Guide.

Not all finishes are available as Xpress, Please see Xpress catalogue and/or specification software for details.

PRODUCT OPTIONS

Mounting Style	Grain Direction	Overhead Height	Datum Height	Width	Power and Data	Panel Finish
K On Mid-Height	**V** Vertical	15, 30	66, 72, 81	24, 30, 36, 42, 48, 54, 60, 66, 72, 78, 84	**OC** Over Worksurface – Center	Source Laminate
M On 1 3/16" thick Standard Worksurface	**H** Horizontal				**OL** Over Worksurface – Left (Shown)	Grade 2 Laminate (No Accents)
X On 1 9/16" thick Standard Worksurface					**OR** Over Worksurface – Right	Flintwood (No Cathedral)
H On High Secondary Desk (All Thicknesses)					**NN** No Power and Data	
L On Low Secondary Desk (All Thicknesses) (Shown)						

SAMPLE ORDER CODE

BHWCC	V	30	81	36	OC	XS

DIMENSIONS INCHES / MM

PRICING

MOUNTING STYLES (M, X, or H)
15" OVERHEAD HEIGHT

		NO POWER AND DATA (NN)			POWER AND DATA (OC)			POWER AND DATA (OL, OR)		
		PANEL FINISH								
H	W	Source Laminate	Grade 2 Laminate	Flintwood	Source Laminate	Grade 2 Laminate	Flintwood	Source Laminate	Grade 2 Laminate	Flintwood
66 / 1676	24 / 610	243	545	1355	n/a	n/a	n/a	n/a	n/a	n/a
66 / 1676	30 / 762	300	677	1445	n/a	n/a	n/a	n/a	n/a	n/a
66 / 1676	36 / 914	355	807	1534	833	1285	2009	n/a	n/a	n/a
66 / 1676	42 / 1067	414	942	1644	888	1416	2117	n/a	n/a	n/a
66 / 1676	48 / 1219	452	1056	1752	932	1535	2227	n/a	n/a	n/a
66 / 1676	54 / 1372	502	1181	1858	n/a	n/a	n/a	980	1659	2334
66 / 1676	60 / 1524	547	1301	1948	n/a	n/a	n/a	1024	1778	2423
66 / 1676	66 / 1676	589	1419	2038	n/a	n/a	n/a	1065	1895	2514
66 / 1676	72 / 1829	645	1550	2129	n/a	n/a	n/a	1123	2028	2603
66 / 1676	78 / 1981	702	1683	2218	n/a	n/a	n/a	1176	2157	2694
66 / 1676	84 / 2134	757	1813	2308	n/a	n/a	n/a	1237	2292	2783

Pricing is continued on the following page.

Xpress

B _ W C C

Wall Panel for Overhead Cabinet (Continued)

DIMENSIONS INCHES / MM

PRICING

MOUNTING STYLES (M, X or H) (CONTINUED)

15" OVERHEAD HEIGHT

		NO POWER AND DATA (NN)			POWER AND DATA (OC)			POWER AND DATA (OL, OR)		
		PANEL FINISH								
H	W	Source Laminate	Grade 2 Laminate	Flintwood	Source Laminate	Grade 2 Laminate	Flintwood	Source Laminate	Grade 2 Laminate	Flintwood
72 / 1829	24 / 610	269	620	1451	n/a	n/a	n/a	n/a	n/a	n/a
72 / 1829	30 / 762	332	771	1553	n/a	n/a	n/a	n/a	n/a	n/a
72 / 1829	36 / 914	394	920	1653	870	1397	2128	n/a	n/a	n/a
72 / 1829	42 / 1067	457	1070	1751	934	1548	2225	n/a	n/a	n/a
72 / 1829	48 / 1219	502	1203	1850	980	1681	2325	n/a	n/a	n/a
72 / 1829	54 / 1372	557	1347	1948	n/a	n/a	n/a	1033	1822	2423
72 / 1829	60 / 1524	609	1486	2048	n/a	n/a	n/a	1086	1962	2521
72 / 1829	66 / 1676	656	1620	2146	n/a	n/a	n/a	1129	2094	2623
72 / 1829	72 / 1829	714	1766	2247	n/a	n/a	n/a	1194	2245	2724
72 / 1829	78 / 1981	778	1918	2347	n/a	n/a	n/a	1255	2395	2822
72 / 1829	84 / 2134	839	2066	2443	n/a	n/a	n/a	1315	2542	2919
81 / 2057	24 / 610	308	732	1596	n/a	n/a	n/a	n/a	n/a	n/a
81 / 2057	30 / 762	381	911	1715	n/a	n/a	n/a	n/a	n/a	n/a
81 / 2057	36 / 914	454	1091	1829	929	1565	2306	n/a	n/a	n/a
81 / 2057	42 / 1067	522	1265	1913	1002	1744	2386	n/a	n/a	n/a
81 / 2057	48 / 1219	577	1426	1996	1054	1902	2473	n/a	n/a	n/a
81 / 2057	54 / 1372	641	1594	2083	n/a	n/a	n/a	1113	2066	2558
81 / 2057	60 / 1524	703	1763	2196	n/a	n/a	n/a	1179	2239	2667
81 / 2057	66 / 1676	756	1922	2308	n/a	n/a	n/a	1225	2391	2787
81 / 2057	72 / 1829	818	2090	2426	n/a	n/a	n/a	1301	2573	2906
81 / 2057	78 / 1981	891	2269	2541	n/a	n/a	n/a	1375	2753	3013
81 / 2057	84 / 2134	963	2447	2647	n/a	n/a	n/a	1434	2918	3124

30" OVERHEAD HEIGHT

		NO POWER AND DATA (NN)			POWER AND DATA (OC)			POWER AND DATA (OL, OR)		
		PANEL FINISH								
		Source Laminate	Grade 2 Laminate	Flintwood	Source Laminate	Grade 2 Laminate	Flintwood	Source Laminate	Grade 2 Laminate	Flintwood
81 / 2057	24 / 610	308	732	1596	n/a	n/a	n/a	n/a	n/a	n/a
81 / 2057	30 / 762	381	911	1715	n/a	n/a	n/a	n/a	n/a	n/a
81 / 2057	36 / 914	454	1091	1829	929	1565	2306	n/a	n/a	n/a
81 / 2057	42 / 1067	522	1265	1913	1002	1744	2386	n/a	n/a	n/a
81 / 2057	48 / 1219	577	1426	1996	1054	1902	2473	n/a	n/a	n/a
81 / 2057	54 / 1372	641	1594	2083	n/a	n/a	n/a	1113	2066	2558
81 / 2057	60 / 1524	703	1763	2196	n/a	n/a	n/a	1179	2239	2667

Pricing is continued on the following page.

Xpress

B _ W C C

Wall Panel for Overhead Cabinet (Continued)

DIMENSIONS
INCHES / MM

PRICING

MOUNTING STYLE (K)

15" OVERHEAD HEIGHT

		NO POWER AND DATA (NN)			POWER AND DATA (OC)			POWER AND DATA (OL, OR)		
		PANEL FINISH								
H	W	Source Laminate	Grade 2 Laminate	Flintwood	Source Laminate	Grade 2 Laminate	Flintwood	Source Laminate	Grade 2 Laminate	Flintwood
66 / 1676	24 / 610	267	626	1418	n/a	n/a	n/a	n/a	n/a	n/a
66 / 1676	30 / 762	328	777	1514	n/a	n/a	n/a	n/a	n/a	n/a
66 / 1676	36 / 914	389	928	1612	866	1405	2086	n/a	n/a	n/a
66 / 1676	42 / 1067	452	1081	1719	927	1555	2192	n/a	n/a	n/a
66 / 1676	48 / 1219	496	1214	1827	974	1692	2302	n/a	n/a	n/a
66 / 1676	54 / 1372	550	1357	1931	n/a	n/a	n/a	1028	1835	2407
66 / 1676	60 / 1524	600	1498	2028	n/a	n/a	n/a	1076	1974	2502
66 / 1676	66 / 1676	646	1633	2127	n/a	n/a	n/a	1123	2110	2602
66 / 1676	72 / 1829	708	1785	2222	n/a	n/a	n/a	1186	2262	2697
66 / 1676	78 / 1981	770	1935	2320	n/a	n/a	n/a	1244	2410	2796
66 / 1676	84 / 2134	830	2085	2418	n/a	n/a	n/a	1309	2565	2892
72 / 1829	24 / 610	301	708	1537	n/a	n/a	n/a	n/a	n/a	n/a
72 / 1829	30 / 762	364	874	1635	n/a	n/a	n/a	n/a	n/a	n/a
72 / 1829	36 / 914	427	1039	1733	905	1516	2208	n/a	n/a	n/a
72 / 1829	42 / 1067	492	1205	1828	967	1681	2303	n/a	n/a	n/a
72 / 1829	48 / 1219	546	1361	1924	1023	1839	2401	n/a	n/a	n/a
72 / 1829	54 / 1372	605	1523	2021	n/a	n/a	n/a	1081	1998	2497
72 / 1829	60 / 1524	662	1682	2128	n/a	n/a	n/a	1139	2158	2603
72 / 1829	66 / 1676	718	1839	2234	n/a	n/a	n/a	1193	2314	2710
72 / 1829	72 / 1829	777	2000	2342	n/a	n/a	n/a	1254	2477	2818
72 / 1829	78 / 1981	840	2165	2447	n/a	n/a	n/a	1319	2644	2922
72 / 1829	84 / 2134	903	2330	2553	n/a	n/a	n/a	1379	2806	3028
81 / 2057	24 / 610	352	833	1718	n/a	n/a	n/a	n/a	n/a	n/a
81 / 2057	30 / 762	419	1020	1817	n/a	n/a	n/a	n/a	n/a	n/a
81 / 2057	36 / 914	487	1208	1913	962	1684	2389	n/a	n/a	n/a
81 / 2057	42 / 1067	550	1393	1993	1028	1870	2468	n/a	n/a	n/a
81 / 2057	48 / 1219	620	1582	2071	1097	2059	2550	n/a	n/a	n/a
81 / 2057	54 / 1372	688	1771	2156	n/a	n/a	n/a	1161	2243	2633
81 / 2057	60 / 1524	756	1958	2277	n/a	n/a	n/a	1232	2435	2754
81 / 2057	66 / 1676	825	2148	2394	n/a	n/a	n/a	1299	2622	2872
81 / 2057	72 / 1829	881	2324	2520	n/a	n/a	n/a	1358	2802	2999
81 / 2057	78 / 1981	947	2511	2638	n/a	n/a	n/a	1431	2994	3114
81 / 2057	84 / 2134	1012	2696	2756	n/a	n/a	n/a	1483	3167	3233

30" OVERHEAD HEIGHT

		NO POWER AND DATA (NN)			POWER AND DATA (OC)			POWER AND DATA (OL, OR)		
		PANEL FINISH								
		Source Laminate	Grade 2 Laminate	Flintwood	Source Laminate	Grade 2 Laminate	Flintwood	Source Laminate	Grade 2 Laminate	Flintwood
81 / 2057	24 / 610	352	833	1718	n/a	n/a	n/a	n/a	n/a	n/a
81 / 2057	30 / 762	419	1020	1817	n/a	n/a	n/a	n/a	n/a	n/a
81 / 2057	36 / 914	487	1208	1913	962	1684	2389	n/a	n/a	n/a
81 / 2057	42 / 1067	550	1393	1993	1028	1870	2468	n/a	n/a	n/a
81 / 2057	48 / 1219	620	1582	2071	1097	2059	2550	n/a	n/a	n/a
81 / 2057	54 / 1372	688	1771	2156	n/a	n/a	n/a	1161	2243	2633
81 / 2057	60 / 1524	756	1958	2277	n/a	n/a	n/a	1232	2435	2754

Pricing is continued on the following page.

Xpress

B _ W C C

Wall Panel for Overhead Cabinet (Continued)

DIMENSIONS INCHES / MM

PRICING

MOUNTING STYLE (L)

15" OVERHEAD HEIGHT

		NO POWER AND DATA (NN)			POWER AND DATA (OC)			POWER AND DATA (OL, OR)		
		PANEL FINISH								
H	W	Source Laminate	Grade 2 Laminate	Flintwood	Source Laminate	Grade 2 Laminate	Flintwood	Source Laminate	Grade 2 Laminate	Flintwood
66 / 1676	24 / 610	289	681	1480	n/a	n/a	n/a	n/a	n/a	n/a
66 / 1676	30 / 762	355	844	1583	n/a	n/a	n/a	n/a	n/a	n/a
66 / 1676	36 / 914	422	1010	1690	900	1487	2164	n/a	n/a	n/a
66 / 1676	42 / 1067	492	1177	1794	965	1650	2267	n/a	n/a	n/a
66 / 1676	48 / 1219	539	1322	1901	1017	1800	2376	n/a	n/a	n/a
66 / 1676	54 / 1372	597	1478	2003	n/a	n/a	n/a	1075	1956	2477
66 / 1676	60 / 1524	653	1632	2108	n/a	n/a	n/a	1128	2107	2580
66 / 1676	66 / 1676	703	1779	2215	n/a	n/a	n/a	1180	2257	2689
66 / 1676	72 / 1829	771	1945	2316	n/a	n/a	n/a	1248	2422	2790
66 / 1676	78 / 1981	836	2108	2421	n/a	n/a	n/a	1310	2582	2896
66 / 1676	84 / 2134	903	2272	2528	n/a	n/a	n/a	1382	2752	3001
72 / 1829	24 / 610	331	772	1623	n/a	n/a	n/a	n/a	n/a	n/a
72 / 1829	30 / 762	396	946	1717	n/a	n/a	n/a	n/a	n/a	n/a
72 / 1829	36 / 914	461	1121	1811	937	1597	2288	n/a	n/a	n/a
72 / 1829	42 / 1067	525	1296	1905	999	1770	2381	n/a	n/a	n/a
72 / 1829	48 / 1219	589	1470	1999	1065	1946	2475	n/a	n/a	n/a
72 / 1829	54 / 1372	653	1644	2094	n/a	n/a	n/a	1128	2120	2568
72 / 1829	60 / 1524	716	1816	2208	n/a	n/a	n/a	1191	2291	2684
72 / 1829	66 / 1676	778	1988	2321	n/a	n/a	n/a	1255	2466	2797
72 / 1829	72 / 1829	839	2160	2435	n/a	n/a	n/a	1315	2635	2911
72 / 1829	78 / 1981	904	2335	2548	n/a	n/a	n/a	1381	2812	3023
72 / 1829	84 / 2134	965	2506	2663	n/a	n/a	n/a	1442	2984	3137

Xpress

B _ W C O

Wall Panel for Overhead Cabinet and Shelf

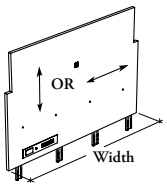

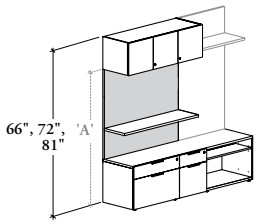

Mounting Style (K)

	Datum Height		
	66" h	72" h	81" h
'A' (Finishing Height) =	51"	57"	66"

This wall panel is designed to support an overhead cabinet and a solid shelf. It is compatible with tackboard or markerboard for enhanced functionality. Whether mounted onto a desk, credenza, secondary desk, mid-height storage, workwall kneespace module or workwall credenza, the wall panel is easily installed requiring securement at only two wall locations.

WHAT'S INCLUDED

1 or 2 panels, 1 square duo grommet ring,1 cut-out with power bar and cover (as specified), mounting hardware for wall panel and overhead cabinet.

WHAT'S EXCLUDED

Desk, Credenza, Secondary Desk, Mid-Height Storage, Workwall Storage, Overhead Cabinet, Double Overhead Cabinet, and Tackboard for Wall Panel, Solid Shelf for Wall Panel (BAWSS) and Solid Display Shelf for Wall Panel (BAWDS).

NOTES

Duo Square Grommet Ring is finished in Black.

The number of panels may vary depending of the dimension and grain direction selected. Refer to Application Guide.

Not all finishes are available as Xpress, Please see Xpress catalogue and/or specification software for details.

PRODUCT OPTIONS

Mounting Style	Grain Direction	Overhead Height	Datum Height	Width	Configuration	Power and Data	Panel Finish
K On Mid-Height	**V** Vertical	15, 30	66, 72, 81	24, 30, 36, 42, 48, 54, 60, 66, 72, 78, 84	**BN** Bottom Shelf (Shown)	**OC** Over orksurface – Center	Source Laminate
M On 1 3/16" thick Standard Worksurface	**H** Horizontal				**BM** Bottom and Middle Shelves	**OL** Over Worksurface – Left (Shown)	Grade 2 Laminate (No Accents)
X On 1 9/16" thick Standard Worksurface						**OR** Over Worksurface – Right	Flintwood (No Cathedral)
H On High Secondary Desk (All Thicknesses)						**NN** No Power and Data	
L On Low Secondary Desk (All Thicknesses) (Shown)							

SAMPLE ORDER CODE

BHWCO	V	30	81	36	BN	XS	

DIMENSIONS
INCHES / MM

PRICING

MOUNTING STYLE (H)									
15" OVERHEAD HEIGHT									
BOTTOM SHELF (BN)									
NO POWER AND DATA (NN)				POWER AND DATA (OC)			POWER AND DATA (OL, OR)		
PANEL FINISH									
H	W	Source Laminate	Grade 2 Laminate	Flintwood	Source Laminate	Grade 2 Laminate	Flintwood	Source Laminate	Grade 2 Laminate	Flintwood
66 / 1676	24 / 610	243	545	1355	n/a	n/a	n/a	n/a	n/a	n/a
66 / 1676	30 / 762	300	677	1445	n/a	n/a	n/a	n/a	n/a	n/a
66 / 1676	36 / 914	355	807	1534	833	1285	2009	n/a	n/a	n/a
66 / 1676	42 / 1067	414	942	1644	888	1416	2117	n/a	n/a	n/a
66 / 1676	48 / 1219	452	1056	1752	932	1535	2227	n/a	n/a	n/a
66 / 1676	54 / 1372	502	1181	1858	n/a	n/a	n/a	980	1659	2334
66 / 1676	60 / 1524	547	1301	1948	n/a	n/a	n/a	1024	1778	2423
66 / 1676	66 / 1676	589	1419	2038	n/a	n/a	n/a	1065	1895	2514
66 / 1676	72 / 1829	645	1550	2129	n/a	n/a	n/a	1123	2028	2603
66 / 1676	78 / 1981	702	1683	2218	n/a	n/a	n/a	1176	2157	2694
66 / 1676	84 / 2134	757	1813	2308	n/a	n/a	n/a	1237	2292	2783

Pricing is continued on the following page.

Xpress

B_WCO

Wall Panel for Overhead Cabinet with Shelf (Continued)

DIMENSIONS INCHES / MM

PRICING

MOUNTING STYLE (H) (CONTINUED)

15" OVERHEAD HEIGHT

BOTTOM SHELF (BN)

		NO POWER AND DATA (NN)			POWER AND DATA (OC)			POWER AND DATA (OL, OR)		
		PANEL FINISH								
H	W	Source Laminate	Grade 2 Laminate	Flintwood	Source Laminate	Grade 2 Laminate	Flintwood	Source Laminate	Grade 2 Laminate	Flintwood
72 / 1829	24 / 610	269	620	1451	n/a	n/a	n/a	n/a	n/a	n/a
72 / 1829	30 / 762	332	771	1553	n/a	n/a	n/a	n/a	n/a	n/a
72 / 1829	36 / 914	394	920	1653	870	1397	2128	n/a	n/a	n/a
72 / 1829	42 / 1067	457	1070	1751	934	1548	2225	n/a	n/a	n/a
72 / 1829	48 / 1219	502	1203	1850	980	1681	2325	n/a	n/a	n/a
72 / 1829	54 / 1372	557	1347	1948	n/a	n/a	n/a	1033	1822	2423
72 / 1829	60 / 1524	609	1486	2048	n/a	n/a	n/a	1086	1962	2521
72 / 1829	66 / 1676	656	1620	2146	n/a	n/a	n/a	1129	2094	2623
72 / 1829	72 / 1829	714	1766	2247	n/a	n/a	n/a	1194	2245	2724
72 / 1829	78 / 1981	778	1918	2347	n/a	n/a	n/a	1255	2395	2822
72 / 1829	84 / 2134	839	2066	2443	n/a	n/a	n/a	1315	2542	2919
81 / 2057	24 / 610	308	732	1596	n/a	n/a	n/a	n/a	n/a	n/a
81 / 2057	30 / 762	381	911	1715	n/a	n/a	n/a	n/a	n/a	n/a
81 / 2057	36 / 914	454	1091	1829	929	1565	2306	n/a	n/a	n/a
81 / 2057	42 / 1067	522	1265	1913	1002	1744	2386	n/a	n/a	n/a
81 / 2057	48 / 1219	577	1426	1996	1054	1902	2473	n/a	n/a	n/a
81 / 2057	54 / 1372	641	1594	2083	n/a	n/a	n/a	1113	2066	2558
81 / 2057	60 / 1524	703	1763	2196	n/a	n/a	n/a	1179	2239	2667
81 / 2057	66 / 1676	756	1922	2308	n/a	n/a	n/a	1225	2391	2787
81 / 2057	72 / 1829	818	2090	2426	n/a	n/a	n/a	1301	2573	2906
81 / 2057	78 / 1981	891	2269	2541	n/a	n/a	n/a	1375	2753	3013
81 / 2057	84 / 2134	963	2447	2647	n/a	n/a	n/a	1434	2918	3124

30" OVERHEAD HEIGHT

BOTTOM SHELF (BN)

		NO POWER AND DATA (NN)			POWER AND DATA (OC)			POWER AND DATA (OL, OR)		
		PANEL FINISH								
		Source Laminate	Grade 2 Laminate	Flintwood	Source Laminate	Grade 2 Laminate	Flintwood	Source Laminate	Grade 2 Laminate	Flintwood
81 / 2057	24 / 610	308	732	1596	n/a	n/a	n/a	n/a	n/a	n/a
81 / 2057	30 / 762	381	911	1715	n/a	n/a	n/a	n/a	n/a	n/a
81 / 2057	36 / 914	454	1091	1829	929	1565	2306	n/a	n/a	n/a
81 / 2057	42 / 1067	522	1265	1913	1002	1744	2386	n/a	n/a	n/a
81 / 2057	48 / 1219	577	1426	1996	1054	1902	2473	n/a	n/a	n/a
81 / 2057	54 / 1372	641	1594	2083	n/a	n/a	n/a	1113	2066	2558
81 / 2057	60 / 1524	703	1763	2196	n/a	n/a	n/a	1179	2239	2667

Pricing is continued on the following page.

Xpress

B _ W C O

Wall Panel for Overhead Cabinet and Shelf (Continued)

DIMENSIONS
INCHES / MM

PRICING

MOUNTING STYLE (H) (CONTINUED)
15" OVERHEAD HEIGHT
BOTTOM & MIDDLE SHELVES (BM)

		NO POWER AND DATA (NN)			POWER AND DATA (OC)			POWER AND DATA (OL, OR)		
		PANEL FINISH								
H	W	Source Laminate	Grade 2 Laminate	Flintwood	Source Laminate	Grade 2 Laminate	Flintwood	Source Laminate	Grade 2 Laminate	Flintwood
81 / 2057	24 / 610	308	732	1596	n/a	n/a	n/a	n/a	n/a	n/a
81 / 2057	30 / 762	381	911	1715	n/a	n/a	n/a	n/a	n/a	n/a
81 / 2057	36 / 914	454	1091	1829	929	1565	2306	n/a	n/a	n/a
81 / 2057	42 / 1067	522	1265	1913	1002	1744	2386	n/a	n/a	n/a
81 / 2057	48 / 1219	577	1426	1996	1054	1902	2473	n/a	n/a	n/a
81 / 2057	54 / 1372	641	1594	2083	n/a	n/a	n/a	1113	2066	2558
81 / 2057	60 / 1524	703	1763	2196	n/a	n/a	n/a	1179	2239	2667
81 / 2057	66 / 1676	756	1922	2308	n/a	n/a	n/a	1225	2391	2787
81 / 2057	72 / 1829	818	2090	2426	n/a	n/a	n/a	1301	2573	2906
81 / 2057	78 / 1981	891	2269	2541	n/a	n/a	n/a	1375	2753	3013
81 / 2057	84 / 2134	963	2447	2647	n/a	n/a	n/a	1434	2918	3124

MOUNTING STYLES (M or X)
15" OVERHEAD HEIGHT
BOTTOM SHELF (BN)

		NO POWER AND DATA (NN)			POWER AND DATA (OC)			POWER AND DATA (OL, OR)		
		PANEL FINISH								
		Source Laminate	Grade 2 Laminate	Flintwood	Source Laminate	Grade 2 Laminate	Flintwood	Source Laminate	Grade 2 Laminate	Flintwood
72 / 1829	24 / 610	269	620	1451	n/a	n/a	n/a	n/a	n/a	n/a
72 / 1829	30 / 762	332	771	1553	n/a	n/a	n/a	n/a	n/a	n/a
72 / 1829	36 / 914	394	920	1653	870	1397	2128	n/a	n/a	n/a
72 / 1829	42 / 1067	457	1070	1751	934	1548	2225	n/a	n/a	n/a
72 / 1829	48 / 1219	502	1203	1850	980	1681	2325	n/a	n/a	n/a
72 / 1829	54 / 1372	557	1347	1948	n/a	n/a	n/a	1033	1822	2423
72 / 1829	60 / 1524	609	1486	2048	n/a	n/a	n/a	1086	1962	2521
72 / 1829	66 / 1676	656	1620	2146	n/a	n/a	n/a	1129	2094	2623
72 / 1829	72 / 1829	714	1766	2247	n/a	n/a	n/a	1194	2245	2724
72 / 1829	78 / 1981	778	1918	2347	n/a	n/a	n/a	1255	2395	2822
72 / 1829	84 / 2134	839	2066	2443	n/a	n/a	n/a	1315	2542	2919
81 / 2057	24 / 610	308	732	1596	n/a	n/a	n/a	n/a	n/a	n/a
81 / 2057	30 / 762	381	911	1715	n/a	n/a	n/a	n/a	n/a	n/a
81 / 2057	36 / 914	454	1091	1829	929	1565	2306	n/a	n/a	n/a
81 / 2057	42 / 1067	522	1265	1913	1002	1744	2386	n/a	n/a	n/a
81 / 2057	48 / 1219	577	1426	1996	1054	1902	2473	n/a	n/a	n/a
81 / 2057	54 / 1372	641	1594	2083	n/a	n/a	n/a	1113	2066	2558
81 / 2057	60 / 1524	703	1763	2196	n/a	n/a	n/a	1179	2239	2667
81 / 2057	66 / 1676	756	1922	2308	n/a	n/a	n/a	1225	2391	2787
81 / 2057	72 / 1829	818	2090	2426	n/a	n/a	n/a	1301	2573	2906
81 / 2057	78 / 1981	891	2269	2541	n/a	n/a	n/a	1375	2753	3013
81 / 2057	84 / 2134	963	2447	2647	n/a	n/a	n/a	1434	2918	3124

Pricing is continued on the following page.

Xpress

B_WCO

Wall Panel for Overhead Cabinet with Shelf (Continued)

DIMENSIONS INCHES / MM | **PRICING**

MOUNTING STYLE (K)

15" OVERHEAD HEIGHT

BOTTOM SHELF (BN)

		NO POWER AND DATA (NN)			POWER AND DATA (OC)			POWER AND DATA (OL, OR)		
		PANEL FINISH								
H	W	Source Laminate	Grade 2 Laminate	Flintwood	Source Laminate	Grade 2 Laminate	Flintwood	Source Laminate	Grade 2 Laminate	Flintwood
66 / 1676	24 / 610	267	626	1418	n/a	n/a	n/a	n/a	n/a	n/a
66 / 1676	30 / 762	328	777	1514	n/a	n/a	n/a	n/a	n/a	n/a
66 / 1676	36 / 914	389	928	1612	866	1405	2086	n/a	n/a	n/a
66 / 1676	42 / 1067	452	1081	1719	927	1555	2192	n/a	n/a	n/a
66 / 1676	48 / 1219	496	1214	1827	974	1692	2302	n/a	n/a	n/a
66 / 1676	54 / 1372	550	1357	1931	n/a	n/a	n/a	1028	1835	2407
66 / 1676	60 / 1524	600	1498	2028	n/a	n/a	n/a	1076	1974	2502
66 / 1676	66 / 1676	646	1633	2127	n/a	n/a	n/a	1123	2110	2602
66 / 1676	72 / 1829	708	1785	2222	n/a	n/a	n/a	1186	2262	2697
66 / 1676	78 / 1981	770	1935	2320	n/a	n/a	n/a	1244	2410	2796
66 / 1676	84 / 2134	830	2085	2418	n/a	n/a	n/a	1309	2565	2892
72 / 1829	24 / 610	301	708	1537	n/a	n/a	n/a	n/a	n/a	n/a
72 / 1829	30 / 762	364	874	1635	n/a	n/a	n/a	n/a	n/a	n/a
72 / 1829	36 / 914	427	1039	1733	905	1516	2208	n/a	n/a	n/a
72 / 1829	42 / 1067	492	1205	1828	967	1681	2303	n/a	n/a	n/a
72 / 1829	48 / 1219	546	1361	1924	1023	1839	2401	n/a	n/a	n/a
72 / 1829	54 / 1372	605	1523	2021	n/a	n/a	n/a	1081	1998	2497
72 / 1829	60 / 1524	662	1682	2128	n/a	n/a	n/a	1139	2158	2603
72 / 1829	66 / 1676	718	1839	2234	n/a	n/a	n/a	1193	2314	2710
72 / 1829	72 / 1829	777	2000	2342	n/a	n/a	n/a	1254	2477	2818
72 / 1829	78 / 1981	840	2165	2447	n/a	n/a	n/a	1319	2644	2922
72 / 1829	84 / 2134	903	2330	2553	n/a	n/a	n/a	1379	2806	3028
81 / 2057	24 / 610	352	833	1718	n/a	n/a	n/a	n/a	n/a	n/a
81 / 2057	30 / 762	419	1020	1817	n/a	n/a	n/a	n/a	n/a	n/a
81 / 2057	36 / 914	487	1208	1913	962	1684	2389	n/a	n/a	n/a
81 / 2057	42 / 1067	550	1393	1993	1028	1870	2468	n/a	n/a	n/a
81 / 2057	48 / 1219	620	1582	2071	1097	2059	2550	n/a	n/a	n/a
81 / 2057	54 / 1372	688	1771	2156	n/a	n/a	n/a	1161	2243	2633
81 / 2057	60 / 1524	756	1958	2277	n/a	n/a	n/a	1232	2435	2754
81 / 2057	66 / 1676	825	2148	2394	n/a	n/a	n/a	1299	2622	2872
81 / 2057	72 / 1829	881	2324	2520	n/a	n/a	n/a	1358	2802	2999
81 / 2057	78 / 1981	947	2511	2638	n/a	n/a	n/a	1431	2994	3114
81 / 2057	84 / 2134	1012	2696	2756	n/a	n/a	n/a	1483	3167	3233

30" OVERHEAD HEIGHT

BOTTOM SHELF (BN)

		NO POWER AND DATA (NN)			POWER AND DATA (OC)			POWER AND DATA (OL, OR)		
		PANEL FINISH								
		Source Laminate	Grade 2 Laminate	Flintwood	Source Laminate	Grade 2 Laminate	Flintwood	Source Laminate	Grade 2 Laminate	Flintwood
81 / 2057	24 / 610	352	833	1718	n/a	n/a	n/a	n/a	n/a	n/a
81 / 2057	30 / 762	419	1020	1817	n/a	n/a	n/a	n/a	n/a	n/a
81 / 2057	36 / 914	487	1208	1913	962	1684	2389	n/a	n/a	n/a
81 / 2057	42 / 1067	550	1393	1993	1028	1870	2468	n/a	n/a	n/a
81 / 2057	48 / 1219	620	1582	2071	1097	2059	2550	n/a	n/a	n/a
81 / 2057	54 / 1372	688	1771	2156	n/a	n/a	n/a	1161	2243	2633
81 / 2057	60 / 1524	756	1958	2277	n/a	n/a	n/a	1232	2435	2754

Pricing is continued on the following page.

Xpress

B _ W C O

Wall Panel for Overhead Cabinet and Shelf (Continued)

DIMENSIONS
INCHES / MM

PRICING

MOUNTING STYLE (K) (CONTINUED)
15" OVERHEAD HEIGHT
BOTTOM & MIDDLE SHELVES (BM)

		NO POWER AND DATA (NN)			POWER AND DATA (OC)			POWER AND DATA (OL, OR)		
		PANEL FINISH								
H	W	Source Laminate	Grade 2 Laminate	Flintwood	Source Laminate	Grade 2 Laminate	Flintwood	Source Laminate	Grade 2 Laminate	Flintwood
81 / 2057	24 / 610	352	833	1718	n/a	n/a	n/a	n/a	n/a	n/a
81 / 2057	30 / 762	419	1020	1817	n/a	n/a	n/a	n/a	n/a	n/a
81 / 2057	36 / 914	487	1208	1913	962	1684	2389	n/a	n/a	n/a
81 / 2057	42 / 1067	550	1393	1993	1028	1870	2468	n/a	n/a	n/a
81 / 2057	48 / 1219	620	1582	2071	1097	2059	2550	n/a	n/a	n/a
81 / 2057	54 / 1372	688	1771	2156	n/a	n/a	n/a	1161	2243	2633
81 / 2057	60 / 1524	756	1958	2277	n/a	n/a	n/a	1232	2435	2754
81 / 2057	66 / 1676	825	2148	2394	n/a	n/a	n/a	1299	2622	2872
81 / 2057	72 / 1829	881	2324	2520	n/a	n/a	n/a	1358	2802	2999
81 / 2057	78 / 1981	947	2511	2638	n/a	n/a	n/a	1431	2994	3114
81 / 2057	84 / 2134	1012	2696	2756	n/a	n/a	n/a	1483	3167	3233

MOUNTING STYLE (L)
15" OVERHEAD HEIGHT
BOTTOM SHELF (BN)

		NO POWER AND DATA (NN)			POWER AND DATA (OC)			POWER AND DATA (OL, OR)		
		PANEL FINISH								
		Source Laminate	Grade 2 Laminate	Flintwood	Source Laminate	Grade 2 Laminate	Flintwood	Source Laminate	Grade 2 Laminate	Flintwood
66 / 1676	24 / 610	289	681	1480	n/a	n/a	n/a	n/a	n/a	n/a
66 / 1676	30 / 762	355	844	1583	n/a	n/a	n/a	n/a	n/a	n/a
66 / 1676	36 / 914	422	1010	1690	900	1487	2164	n/a	n/a	n/a
66 / 1676	42 / 1067	492	1177	1794	965	1650	2267	n/a	n/a	n/a
66 / 1676	48 / 1219	539	1322	1901	1017	1800	2376	n/a	n/a	n/a
66 / 1676	54 / 1372	597	1478	2003	n/a	n/a	n/a	1075	1956	2477
66 / 1676	60 / 1524	653	1632	2108	n/a	n/a	n/a	1128	2107	2580
66 / 1676	66 / 1676	703	1779	2215	n/a	n/a	n/a	1180	2257	2689
66 / 1676	72 / 1829	771	1945	2316	n/a	n/a	n/a	1248	2422	2790
66 / 1676	78 / 1981	836	2108	2421	n/a	n/a	n/a	1310	2582	2896
66 / 1676	84 / 2134	903	2272	2528	n/a	n/a	n/a	1382	2752	3001
72 / 1829	24 / 610	331	772	1623	n/a	n/a	n/a	n/a	n/a	n/a
72 / 1829	30 / 762	396	946	1717	n/a	n/a	n/a	n/a	n/a	n/a
72 / 1829	36 / 914	461	1121	1811	937	1597	2288	n/a	n/a	n/a
72 / 1829	42 / 1067	525	1296	1905	999	1770	2381	n/a	n/a	n/a
72 / 1829	48 / 1219	589	1470	1999	1065	1946	2475	n/a	n/a	n/a
72 / 1829	54 / 1372	653	1644	2094	n/a	n/a	n/a	1128	2120	2568
72 / 1829	60 / 1524	716	1816	2208	n/a	n/a	n/a	1191	2291	2684
72 / 1829	66 / 1676	778	1988	2321	n/a	n/a	n/a	1255	2466	2797
72 / 1829	72 / 1829	839	2160	2435	n/a	n/a	n/a	1315	2635	2911
72 / 1829	78 / 1981	904	2335	2548	n/a	n/a	n/a	1381	2812	3023
72 / 1829	84 / 2134	965	2506	2663	n/a	n/a	n/a	1442	2984	3137

Xpress

B _ W A A
Wall Panel

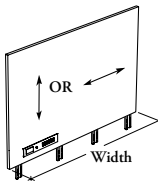

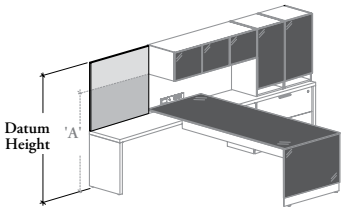

Mounting Style (H)

Overhead Cabinet Mounted at:

Bottom of:	66" h	72" h	81" h
'A' (Finishing Height) =	51"	57"	66"

This wall panel bring a distinctive architectural element to the office desk. It is compatible with tackboard or markerboard for enhanced functionality. Whether mounted onto a desk, credenza, secondary desk, mid-height storage, workwall kneespace module or workwall credenza, the wall panel is easily installed requiring securement at only two wall locations.

WHAT'S INCLUDED
1 panel, 1 cut-out with power bar and cover (as specified), and mounting hardware.

WHAT'S EXCLUDED
Desk, Credenza, Secondary Desk, Mid-Height Storage, Workwall Storage and Tackboard for Wall Panel.

NOTES
When Vertical (V) Grain Direction is specified, the 66" to 90" widths are **not** available.

Dimensions are limited according to the grain direction. Refer to Application Guide.

Not all product options are available as Xpress, Please see Xpress catalogue and/or specification software for details.

PRODUCT OPTIONS

Mounting Style	Grain Direction	Datum Height	Width	Power and Data	Panel Finish
K Mid-Height	**V** Vertical	51, 57, 66, 72, 81	24, 30, 36, 42, 48, 54, 60, 66, 72, 78, 84, 90	**OC** Over Worksurface – Center	Source Laminate
M On 1 3/16" thick Standard Worksurface	**H** Horizontal			**OL** Over Worksurface – Left (Shown)	Grade 2 Laminate (No Accents)
X On 1 9/16" thick Standard Worksurface				**OR** Over Worksurface – Right	Flintwood (No Cathedral)
H On High Secondary Desk (All Thicknesses) (Shown)				**NN** No Power and Data	
L On Low Secondary Desk (All Thicknesses)					

SAMPLE ORDER CODE

BHWAA	H	51	54	OL	XS

DIMENSIONS
INCHES / MM

PRICING

MOUNTING STYLES (M or X)											
NO POWER AND DATA (NN)				POWER AND DATA (OC)			POWER AND DATA (OL, OR)				
PANEL FINISH											
H	W	Source Laminate	Grade 2 Laminate	Flintwood	Source Laminate	Grade 2 Laminate	Flintwood	Source Laminate	Grade 2 Laminate	Flintwood	
51 / 1295	24 / 610	380	560	598	n/a	n/a	n/a	n/a	n/a	n/a	
51 / 1295	30 / 762	407	631	665	n/a	n/a	n/a	n/a	n/a	n/a	
51 / 1295	36 / 914	435	704	731	912	1181	1210	n/a	n/a	n/a	
51 / 1295	42 / 1067	462	776	799	939	1253	1276	n/a	n/a	n/a	
51 / 1295	48 / 1219	526	885	915	1004	1362	1393	n/a	n/a	n/a	
51 / 1295	54 / 1372	553	957	982	n/a	n/a	n/a	1031	1434	1460	
51 / 1295	60 / 1524	580	1030	1049	n/a	n/a	n/a	1058	1507	1527	
51 / 1295	66 / 1676	616	1110	1137	n/a	n/a	n/a	1093	1587	1614	
51 / 1295	72 / 1829	643	1181	1203	n/a	n/a	n/a	1120	1659	1682	
51 / 1295	78 / 1981	670	1253	1272	n/a	n/a	n/a	1147	1731	1749	
51 / 1295	84 / 2134	698	1326	1338	n/a	n/a	n/a	1175	1803	1817	

Pricing is continued on the following page.

Xpress

B _ W A A
Wall Panel (Continued)

DIMENSIONS INCHES / MM

PRICING

MOUNTING STYLES (M or X) (CONTINUED)

		NO POWER AND DATA (NN)			POWER AND DATA (OC)			POWER AND DATA (OL, OR)		
		PANEL FINISH								
H	W	Source Laminate	Grade 2 Laminate	Flintwood	Source Laminate	Grade 2 Laminate	Flintwood	Source Laminate	Grade 2 Laminate	Flintwood
57 / 1448	24 / 610	404	632	668	n/a	n/a	n/a	n/a	n/a	n/a
57 / 1448	30 / 762	436	722	751	n/a	n/a	n/a	n/a	n/a	n/a
57 / 1448	36 / 914	468	811	835	945	1289	1312	n/a	n/a	n/a
57 / 1448	42 / 1067	501	902	918	979	1379	1396	n/a	n/a	n/a
57 / 1448	48 / 1219	571	1028	1050	1048	1505	1528	n/a	n/a	n/a
57 / 1448	54 / 1372	604	1118	1134	n/a	n/a	n/a	1082	1595	1611
57 / 1448	60 / 1524	636	1207	1218	n/a	n/a	n/a	1114	1685	1695
57 / 1448	66 / 1676	677	1305	1321	n/a	n/a	n/a	1155	1784	1798
57 / 1448	72 / 1829	710	1396	1404	n/a	n/a	n/a	1188	1873	1881
57 / 1448	78 / 1981	743	1485	1487	n/a	n/a	n/a	1220	1962	1965
57 / 1448	84 / 2134	775	1561	1571	n/a	n/a	n/a	1252	2038	2049
66 / 1676	24 / 610	442	744	769	n/a	n/a	n/a	n/a	n/a	n/a
66 / 1676	30 / 762	482	859	872	n/a	n/a	n/a	n/a	n/a	n/a
66 / 1676	36 / 914	523	965	976	1000	1442	1453	n/a	n/a	n/a
66 / 1676	42 / 1067	563	1069	1080	1041	1546	1557	n/a	n/a	n/a
66 / 1676	48 / 1219	641	1221	1231	1118	1699	1710	n/a	n/a	n/a
66 / 1676	54 / 1372	681	1325	1335	n/a	n/a	n/a	1159	1802	1813
66 / 1676	60 / 1524	722	1429	1439	n/a	n/a	n/a	1199	1906	1917
66 / 1676	66 / 1676	770	1553	1563	n/a	n/a	n/a	1247	2031	2042
66 / 1676	72 / 1829	810	1657	1667	n/a	n/a	n/a	1288	2134	2144
66 / 1676	78 / 1981	851	1761	1771	n/a	n/a	n/a	1328	2238	2248
66 / 1676	84 / 2134	891	1865	1875	n/a	n/a	n/a	1369	2342	2352
72 / 1829	24 / 610	467	817	828	n/a	n/a	n/a	n/a	n/a	n/a
72 / 1829	30 / 762	512	935	945	n/a	n/a	n/a	n/a	n/a	n/a
72 / 1829	36 / 914	557	1052	1063	1035	1531	1541	n/a	n/a	n/a
72 / 1829	42 / 1067	603	1171	1181	1081	1648	1659	n/a	n/a	n/a
72 / 1829	48 / 1219	685	1338	1349	1163	1816	1826	n/a	n/a	n/a
72 / 1829	54 / 1372	730	1457	1467	n/a	n/a	n/a	1208	1934	1945
72 / 1829	60 / 1524	776	1575	1585	n/a	n/a	n/a	1253	2052	2062
72 / 1829	66 / 1676	829	1713	1723	n/a	n/a	n/a	1306	2190	2201
72 / 1829	72 / 1829	875	1830	1841	n/a	n/a	n/a	1352	2309	2319
72 / 1829	78 / 1981	919	1949	1959	n/a	n/a	n/a	1397	2426	2437
72 / 1829	84 / 2134	965	2068	2078	n/a	n/a	n/a	1442	2545	2555
81 / 2057	24 / 610	492	916	944	n/a	n/a	n/a	n/a	n/a	n/a
81 / 2057	30 / 762	542	1072	1086	n/a	n/a	n/a	n/a	n/a	n/a
81 / 2057	36 / 914	592	1217	1227	1070	1695	1706	n/a	n/a	n/a
81 / 2057	42 / 1067	642	1358	1369	1119	1837	1847	n/a	n/a	n/a
81 / 2057	48 / 1219	729	1549	1559	1207	2027	2037	n/a	n/a	n/a
81 / 2057	54 / 1372	779	1733	n/a	n/a	n/a	n/a	1256	2210	n/a
81 / 2057	60 / 1524	830	1890	n/a	n/a	n/a	n/a	1307	2367	n/a
81 / 2057	66 / 1676	888	2054	n/a	n/a	n/a	n/a	1366	2531	n/a
81 / 2057	72 / 1829	938	2210	n/a	n/a	n/a	n/a	1415	2687	n/a
81 / 2057	78 / 1981	989	2367	n/a	n/a	n/a	n/a	1466	2844	n/a
81 / 2057	84 / 2134	1038	2522	n/a	n/a	n/a	n/a	1516	3000	n/a

Pricing is continued on the following page.

Xpress

B _ W A A
Wall Panel (Continued)

DIMENSIONS
INCHES / MM

PRICING

		MOUNTING STYLE (H)								
		NO POWER AND DATA (NN)			POWER AND DATA (OC)			POWER AND DATA (OL, OR)		
		PANEL FINISH								
H	W	Source Laminate	Grade 2 Laminate	Flintwood	Source Laminate	Grade 2 Laminate	Flintwood	Source Laminate	Grade 2 Laminate	Flintwood
51 / 1295	24 / 610	380	560	598	n/a	n/a	n/a	n/a	n/a	n/a
51 / 1295	30 / 762	407	631	665	n/a	n/a	n/a	n/a	n/a	n/a
51 / 1295	36 / 914	435	704	731	912	1181	1210	n/a	n/a	n/a
51 / 1295	42 / 1067	462	776	799	939	1253	1276	n/a	n/a	n/a
51 / 1295	48 / 1219	526	885	915	1004	1362	1393	n/a	n/a	n/a
51 / 1295	54 / 1372	553	957	982	n/a	n/a	n/a	1031	1434	1460
51 / 1295	60 / 1524	580	1030	1049	n/a	n/a	n/a	1058	1507	1527
51 / 1295	66 / 1676	616	1110	1137	n/a	n/a	n/a	1093	1587	1614
51 / 1295	72 / 1829	643	1181	1203	n/a	n/a	n/a	1120	1659	1682
51 / 1295	78 / 1981	670	1253	1272	n/a	n/a	n/a	1147	1731	1749
51 / 1295	84 / 2134	698	1326	1338	n/a	n/a	n/a	1175	1803	1817
51 / 1295	90 / 2286	725	1398	1406	n/a	n/a	n/a	1202	1875	1883
57 / 1448	24 / 610	404	632	668	n/a	n/a	n/a	n/a	n/a	n/a
57 / 1448	30 / 762	436	722	751	n/a	n/a	n/a	n/a	n/a	n/a
57 / 1448	36 / 914	468	811	835	945	1289	1312	n/a	n/a	n/a
57 / 1448	42 / 1067	501	902	918	979	1379	1396	n/a	n/a	n/a
57 / 1448	48 / 1219	571	1028	1050	1048	1505	1528	n/a	n/a	n/a
57 / 1448	54 / 1372	604	1118	1134	n/a	n/a	n/a	1082	1595	1611
57 / 1448	60 / 1524	636	1207	1218	n/a	n/a	n/a	1114	1685	1695
57 / 1448	66 / 1676	677	1305	1321	n/a	n/a	n/a	1155	1784	1798
57 / 1448	72 / 1829	710	1396	1404	n/a	n/a	n/a	1188	1873	1881
57 / 1448	78 / 1981	743	1485	1487	n/a	n/a	n/a	1220	1962	1965
57 / 1448	84 / 2134	775	1561	1571	n/a	n/a	n/a	1252	2038	2049
57 / 1448	90 / 2286	808	1644	1655	n/a	n/a	n/a	1285	2122	2132
66 / 1676	24 / 610	442	744	769	n/a	n/a	n/a	n/a	n/a	n/a
66 / 1676	30 / 762	482	859	872	n/a	n/a	n/a	n/a	n/a	n/a
66 / 1676	36 / 914	523	965	976	1000	1442	1453	n/a	n/a	n/a
66 / 1676	42 / 1067	563	1069	1080	1041	1546	1557	n/a	n/a	n/a
66 / 1676	48 / 1219	641	1221	1231	1118	1699	1710	n/a	n/a	n/a
66 / 1676	54 / 1372	681	1325	1335	n/a	n/a	n/a	1159	1802	1813
66 / 1676	60 / 1524	722	1429	1439	n/a	n/a	n/a	1199	1906	1917
66 / 1676	66 / 1676	770	1553	1563	n/a	n/a	n/a	1247	2031	2042
66 / 1676	72 / 1829	810	1657	1667	n/a	n/a	n/a	1288	2134	2144
66 / 1676	78 / 1981	851	1761	1771	n/a	n/a	n/a	1328	2238	2248
66 / 1676	84 / 2134	891	1865	1875	n/a	n/a	n/a	1369	2342	2352
66 / 1676	90 / 2286	932	1968	1978	n/a	n/a	n/a	1409	2446	2456
72 / 1829	24 / 610	467	817	828	n/a	n/a	n/a	n/a	n/a	n/a
72 / 1829	30 / 762	512	935	945	n/a	n/a	n/a	n/a	n/a	n/a
72 / 1829	36 / 914	557	1052	1063	1035	1531	1541	n/a	n/a	n/a
72 / 1829	42 / 1067	603	1171	1181	1081	1648	1659	n/a	n/a	n/a
72 / 1829	48 / 1219	685	1338	1349	1163	1816	1826	n/a	n/a	n/a
72 / 1829	54 / 1372	730	1457	1467	n/a	n/a	n/a	1208	1934	1945
72 / 1829	60 / 1524	776	1575	1585	n/a	n/a	n/a	1253	2052	2062
72 / 1829	66 / 1676	829	1713	1723	n/a	n/a	n/a	1306	2190	2201
72 / 1829	72 / 1829	875	1830	1841	n/a	n/a	n/a	1352	2309	2319
72 / 1829	78 / 1981	919	1949	1959	n/a	n/a	n/a	1397	2426	2437
72 / 1829	84 / 2134	965	2068	2078	n/a	n/a	n/a	1442	2545	2555
72 / 1829	90 / 2286	1010	2185	2195	n/a	n/a	n/a	1488	2662	2673

Pricing is continued on the following page.

Xpress

B _ W A A
Wall Panel (Continued)

DIMENSIONS INCHES / MM

PRICING

MOUNTING STYLE (H) (CONTINUED)

		NO POWER AND DATA (NN)			POWER AND DATA (OC)			POWER AND DATA (OL, OR)		
		PANEL FINISH								
H	W	Source Laminate	Grade 2 Laminate	Flintwood	Source Laminate	Grade 2 Laminate	Flintwood	Source Laminate	Grade 2 Laminate	Flintwood
81 / 2057	24 / 610	492	916	944	n/a	n/a	n/a	n/a	n/a	n/a
81 / 2057	30 / 762	542	1072	1086	n/a	n/a	n/a	n/a	n/a	n/a
81 / 2057	36 / 914	592	1217	1227	1070	1695	1706	n/a	n/a	n/a
81 / 2057	42 / 1067	642	1358	1369	1119	1837	1847	n/a	n/a	n/a
81 / 2057	48 / 1219	729	1549	1559	1207	2027	2037	n/a	n/a	n/a
81 / 2057	54 / 1372	779	1733	n/a	n/a	n/a	n/a	1256	2210	n/a
81 / 2057	60 / 1524	830	1890	n/a	n/a	n/a	n/a	1307	2367	n/a
81 / 2057	66 / 1676	888	2054	n/a	n/a	n/a	n/a	1366	2531	n/a
81 / 2057	72 / 1829	938	2210	n/a	n/a	n/a	n/a	1415	2687	n/a
81 / 2057	78 / 1981	989	2367	n/a	n/a	n/a	n/a	1466	2844	n/a
81 / 2057	84 / 2134	1038	2522	n/a	n/a	n/a	n/a	1516	3000	n/a
81 / 2057	90 / 2286	1089	2679	n/a	n/a	n/a	n/a	1567	3157	n/a

MOUNTING STYLE (K)

		NO POWER AND DATA (NN)			POWER AND DATA (OC)			POWER AND DATA (OL, OR)		
		PANEL FINISH								
		Source Laminate	Grade 2 Laminate	Flintwood	Source Laminate	Grade 2 Laminate	Flintwood	Source Laminate	Grade 2 Laminate	Flintwood
51 / 1295	24 / 610	397	634	649	n/a	n/a	n/a	n/a	n/a	n/a
51 / 1295	30 / 762	426	723	728	n/a	n/a	n/a	n/a	n/a	n/a
51 / 1295	36 / 914	456	798	808	934	1275	1285	n/a	n/a	n/a
51 / 1295	42 / 1067	486	878	888	963	1355	1366	n/a	n/a	n/a
51 / 1295	48 / 1219	552	1008	1018	1030	1485	1496	n/a	n/a	n/a
51 / 1295	54 / 1372	581	1088	1098	n/a	n/a	n/a	1059	1565	1576
51 / 1295	60 / 1524	610	1168	1178	n/a	n/a	n/a	1088	1645	1656
51 / 1295	66 / 1676	647	1268	1278	n/a	n/a	n/a	1125	1745	1756
51 / 1295	72 / 1829	676	1348	1358	n/a	n/a	n/a	1154	1825	1836
51 / 1295	78 / 1981	705	1428	1438	n/a	n/a	n/a	1184	1905	1916
51 / 1295	84 / 2134	735	1508	1518	n/a	n/a	n/a	1213	1985	1996
51 / 1295	90 / 2286	765	1588	1598	n/a	n/a	n/a	1243	2065	2076
57 / 1448	24 / 610	421	707	725	n/a	n/a	n/a	n/a	n/a	n/a
57 / 1448	30 / 762	454	811	822	n/a	n/a	n/a	n/a	n/a	n/a
57 / 1448	36 / 914	490	908	918	967	1385	1396	n/a	n/a	n/a
57 / 1448	42 / 1067	524	1005	1015	1002	1482	1492	n/a	n/a	n/a
57 / 1448	48 / 1219	595	1150	1161	1073	1628	1638	n/a	n/a	n/a
57 / 1448	54 / 1372	630	1246	1256	n/a	n/a	n/a	1108	1724	1735
57 / 1448	60 / 1524	665	1344	1354	n/a	n/a	n/a	1142	1821	1831
57 / 1448	66 / 1676	707	1459	1470	n/a	n/a	n/a	1185	1936	1947
57 / 1448	72 / 1829	742	1556	1566	n/a	n/a	n/a	1219	2033	2044
57 / 1448	78 / 1981	776	1652	1662	n/a	n/a	n/a	1253	2129	2139
57 / 1448	84 / 2134	809	1748	1759	n/a	n/a	n/a	1286	2227	2237
57 / 1448	90 / 2286	843	1845	1855	n/a	n/a	n/a	1322	2322	2333

Pricing is continued on the following page.

Xpress

B _ W A A
Wall Panel (Continued)

DIMENSIONS
INCHES / MM

PRICING

MOUNTING STYLE (K) (CONTINUED)

		NO POWER AND DATA (NN)			POWER AND DATA (OC)			POWER AND DATA (OL, OR)		
		PANEL FINISH								
H	W	Source Laminate	Grade 2 Laminate	Flintwood	Source Laminate	Grade 2 Laminate	Flintwood	Source Laminate	Grade 2 Laminate	Flintwood
66 / 1676	24 / 610	469	803	813	n/a	n/a	n/a	n/a	n/a	n/a
66 / 1676	30 / 762	510	919	930	n/a	n/a	n/a	n/a	n/a	n/a
66 / 1676	36 / 914	552	1035	1045	1030	1512	1523	n/a	n/a	n/a
66 / 1676	42 / 1067	592	1151	1162	1070	1629	1639	n/a	n/a	n/a
66 / 1676	48 / 1219	671	1316	1326	1148	1793	1803	n/a	n/a	n/a
66 / 1676	54 / 1372	712	1431	1441	n/a	n/a	n/a	1190	1908	1919
66 / 1676	60 / 1524	754	1546	1557	n/a	n/a	n/a	1231	2024	2034
66 / 1676	66 / 1676	803	1683	1693	n/a	n/a	n/a	1280	2160	2170
66 / 1676	72 / 1829	843	1798	1809	n/a	n/a	n/a	1322	2277	2287
66 / 1676	78 / 1981	885	1915	1925	n/a	n/a	n/a	1362	2393	2403
66 / 1676	84 / 2134	927	2031	2042	n/a	n/a	n/a	1405	2508	2519
66 / 1676	90 / 2286	968	2147	2157	n/a	n/a	n/a	1446	2624	2634
72 / 1829	24 / 610	492	879	889	n/a	n/a	n/a	n/a	n/a	n/a
72 / 1829	30 / 762	538	1010	1020	n/a	n/a	n/a	n/a	n/a	n/a
72 / 1829	36 / 914	584	1141	1151	1062	1618	1629	n/a	n/a	n/a
72 / 1829	42 / 1067	631	1272	1282	1109	1750	1761	n/a	n/a	n/a
72 / 1829	48 / 1219	714	1453	1463	1192	1930	1941	n/a	n/a	n/a
72 / 1829	54 / 1372	760	1678	n/a	n/a	n/a	n/a	1239	2156	n/a
72 / 1829	60 / 1524	807	1826	n/a	n/a	n/a	n/a	1284	2304	n/a
72 / 1829	66 / 1676	861	1982	n/a	n/a	n/a	n/a	1338	2460	n/a
72 / 1829	72 / 1829	908	2131	n/a	n/a	n/a	n/a	1385	2608	n/a
72 / 1829	78 / 1981	954	2279	n/a	n/a	n/a	n/a	1432	2757	n/a
72 / 1829	84 / 2134	1000	2427	n/a	n/a	n/a	n/a	1478	2905	n/a
72 / 1829	90 / 2286	1047	2576	n/a	n/a	n/a	n/a	1525	3053	n/a
81 / 2057	24 / 610	514	954	964	n/a	n/a	n/a	n/a	n/a	n/a
81 / 2057	30 / 762	565	1100	1111	n/a	n/a	n/a	n/a	n/a	n/a
81 / 2057	36 / 914	617	1246	1256	1095	1724	1735	n/a	n/a	n/a
81 / 2057	42 / 1067	669	1394	1404	1146	1871	1881	n/a	n/a	n/a
81 / 2057	48 / 1219	756	1591	1602	1234	2069	2079	n/a	n/a	n/a
81 / 2057	54 / 1372	808	1891	n/a	n/a	n/a	n/a	1285	2368	n/a
81 / 2057	60 / 1524	860	2062	n/a	n/a	n/a	n/a	1337	2540	n/a
81 / 2057	66 / 1676	919	2242	n/a	n/a	n/a	n/a	1397	2720	n/a
81 / 2057	72 / 1829	970	2414	n/a	n/a	n/a	n/a	1448	2891	n/a
81 / 2057	78 / 1981	1022	2585	n/a	n/a	n/a	n/a	1500	3063	n/a
81 / 2057	84 / 2134	1074	2758	n/a	n/a	n/a	n/a	1552	3235	n/a
81 / 2057	90 / 2286	1125	2929	n/a	n/a	n/a	n/a	1603	3406	n/a

Pricing is continued on the following page.

Xpress

B _ W A A
Wall Panel (Continued)

DIMENSIONS INCHES / MM

PRICING

		MOUNTING STYLE (L)								
		NO POWER AND DATA (NN)			POWER AND DATA (OC)			POWER AND DATA (OL, OR)		
		PANEL FINISH								
H	W	Source Laminate	Grade 2 Laminate	Flintwood	Source Laminate	Grade 2 Laminate	Flintwood	Source Laminate	Grade 2 Laminate	Flintwood
51 / 1295	24 / 610	416	685	700	n/a	n/a	n/a	n/a	n/a	n/a
51 / 1295	30 / 762	447	784	792	n/a	n/a	n/a	n/a	n/a	n/a
51 / 1295	36 / 914	477	881	885	955	1358	1362	n/a	n/a	n/a
51 / 1295	42 / 1067	509	967	978	987	1446	1456	n/a	n/a	n/a
51 / 1295	48 / 1219	577	1116	1120	1055	1593	1598	n/a	n/a	n/a
51 / 1295	54 / 1372	608	1214	1214	n/a	n/a	n/a	1086	1691	1691
51 / 1295	60 / 1524	640	1296	1306	n/a	n/a	n/a	1117	1773	1784
51 / 1295	66 / 1676	678	1408	1419	n/a	n/a	n/a	1156	1886	1896
51 / 1295	72 / 1829	709	1502	1512	n/a	n/a	n/a	1187	1979	1990
51 / 1295	78 / 1981	740	1594	1605	n/a	n/a	n/a	1218	2072	2082
51 / 1295	84 / 2134	772	1687	1697	n/a	n/a	n/a	1249	2165	2176
57 / 1448	24 / 610	439	757	782	n/a	n/a	n/a	n/a	n/a	n/a
57 / 1448	30 / 762	474	873	891	n/a	n/a	n/a	n/a	n/a	n/a
57 / 1448	36 / 914	511	988	1002	989	1466	1479	n/a	n/a	n/a
57 / 1448	42 / 1067	547	1103	1111	1024	1581	1588	n/a	n/a	n/a
57 / 1448	48 / 1219	620	1256	1270	1098	1735	1747	n/a	n/a	n/a
57 / 1448	54 / 1372	656	1372	1379	n/a	n/a	n/a	1134	1849	1856
57 / 1448	60 / 1524	692	1487	1489	n/a	n/a	n/a	1169	1965	1967
57 / 1448	66 / 1676	736	1611	1617	n/a	n/a	n/a	1214	2088	2096
57 / 1448	72 / 1829	772	1725	1727	n/a	n/a	n/a	1249	2203	2206
57 / 1448	78 / 1981	808	1826	1837	n/a	n/a	n/a	1285	2305	2315
57 / 1448	84 / 2134	843	1935	1946	n/a	n/a	n/a	1322	2413	2423
66 / 1676	24 / 610	496	849	859	n/a	n/a	n/a	n/a	n/a	n/a
66 / 1676	30 / 762	538	977	987	n/a	n/a	n/a	n/a	n/a	n/a
66 / 1676	36 / 914	580	1103	1114	1058	1581	1591	n/a	n/a	n/a
66 / 1676	42 / 1067	621	1232	1243	1099	1710	1720	n/a	n/a	n/a
66 / 1676	48 / 1219	701	1408	1419	1179	1886	1896	n/a	n/a	n/a
66 / 1676	54 / 1372	744	1537	1548	n/a	n/a	n/a	1221	2014	2025
66 / 1676	60 / 1524	785	1664	1674	n/a	n/a	n/a	1264	2142	2153
66 / 1676	66 / 1676	835	1813	1823	n/a	n/a	n/a	1312	2290	2300
66 / 1676	72 / 1829	878	1940	1950	n/a	n/a	n/a	1355	2418	2428
66 / 1676	78 / 1981	919	2069	2079	n/a	n/a	n/a	1397	2546	2556
66 / 1676	84 / 2134	962	2196	2207	n/a	n/a	n/a	1439	2674	2684
72 / 1829	24 / 610	516	939	950	n/a	n/a	n/a	n/a	n/a	n/a
72 / 1829	30 / 762	563	1085	1095	n/a	n/a	n/a	n/a	n/a	n/a
72 / 1829	36 / 914	610	1228	1239	1088	1706	1716	n/a	n/a	n/a
72 / 1829	42 / 1067	658	1373	1383	1136	1850	1861	n/a	n/a	n/a
72 / 1829	48 / 1219	743	1567	1578	1220	2045	2055	n/a	n/a	n/a
72 / 1829	54 / 1372	790	1782	n/a	n/a	n/a	n/a	1268	2259	n/a
72 / 1829	60 / 1524	837	1938	n/a	n/a	n/a	n/a	1315	2415	n/a
72 / 1829	66 / 1676	892	2103	n/a	n/a	n/a	n/a	1370	2580	n/a
72 / 1829	72 / 1829	940	2261	n/a	n/a	n/a	n/a	1418	2738	n/a
72 / 1829	78 / 1981	988	2419	n/a	n/a	n/a	n/a	1465	2896	n/a
72 / 1829	84 / 2134	1035	2576	n/a	n/a	n/a	n/a	1513	3054	n/a

Xpress

B _ W O O
Wall Panel for Solid Shelves

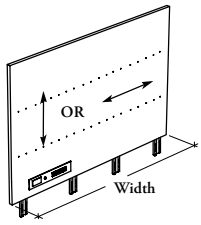

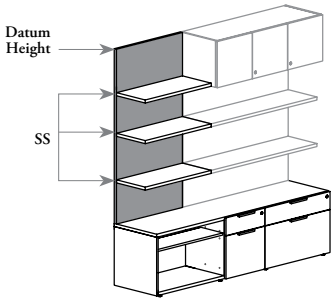

Mounting Style (K)

This wall panel bring a distinctive architectural element to the office desk. It is designed to support soild shelves and is compatible with tackboard or markerboard for enhanced functionality. Whether mounted onto a desk, credenza, secondary desk, mid-height storage, workwall kneespace module or workwall credenza, the wall panel is easily installed requiring securement at only two wall locations.

WHAT'S INCLUDED
1 panel, 1 cut-out with power bar and cover (as specified) and mounting hardware.

WHAT'S EXCLUDED
Desk, Credenza, Secondary Desk, Mid-Height Storage, Workwall Storage, Tackboard for Wall Panel, Solid Shelf for Wall Panel (BAWSS) and Solid Display Shelf for Wall Panel (BAWDS).

NOTES
When Vertical (V) Grain Direction is specified, the 66" to 90" widths are **not** available.

Not all product options are available as Xpress, Please see Xpress catalogue and/or specification software for details.

PRODUCT OPTIONS

Mounting Style	Grain Direction	Datum Height	Width	Configuration	Power and Data	Panel Finish
K On Mid-Height	**V** Vertical	66, 72, 81	24, 30, 36, 42, 48, 54, 60, 66, 72, 78, 84, 90	**BN** Bottom Shelf	**OC** Over Worksurface – Center	Source Laminate
M On 1 3/16" thick Standard Worksurface	**H** Horizontal			**BT** Bottom and Top Shelves	**OL** Over Worksurface – Left (Shown)	Grade 2 Laminate (No Accents)
X On 1 9/16" thick Standard Worksurface				**MN** Middle Shelf	**OR** Over Worksurface – Right	Flintwood (No Cathedral)
H On High Secondary Desk (All Thicknesses)				**MT** Middle and Top Shelves	**NN** No Power and Data	
L On Low Secondary Desk (All Thicknesses) (Shown)				**NT** Top Shelf		
				SS Bottom, Middle and Top Shelves (Shown)		

SAMPLE ORDER CODE

BLWOO	V	72	54	BN	OC	XS

DIMENSIONS
INCHES / MM

PRICING

MOUNTING STYLES (M or X)									
TOP SHELF (NT)									
NO POWER AND DATA (NN)				POWER AND DATA (OC)			POWER AND DATA (OL, OR)		
PANEL FINISH									
H	W	Source Laminate	Grade 2 Laminate	Flintwood	Source Laminate	Grade 2 Laminate	Flintwood	Source Laminate	Grade 2 Laminate	Flintwood
66 / 1676	24 / 610	442	744	769	n/a	n/a	n/a	n/a	n/a	n/a
66 / 1676	30 / 762	482	859	872	n/a	n/a	n/a	n/a	n/a	n/a
66 / 1676	36 / 914	523	965	976	1000	1442	1453	n/a	n/a	n/a
66 / 1676	42 / 1067	563	1069	1080	1041	1546	1557	n/a	n/a	n/a
66 / 1676	48 / 1219	641	1221	1231	1118	1699	1710	n/a	n/a	n/a
66 / 1676	54 / 1372	681	1325	1335	n/a	n/a	n/a	1159	1802	1813
66 / 1676	60 / 1524	722	1429	1439	n/a	n/a	n/a	1199	1906	1917
66 / 1676	66 / 1676	770	1553	1563	n/a	n/a	n/a	1247	2031	2042
66 / 1676	72 / 1829	810	1657	1667	n/a	n/a	n/a	1288	2134	2144
66 / 1676	78 / 1981	851	1761	1771	n/a	n/a	n/a	1328	2238	2248
66 / 1676	84 / 2134	891	1865	1875	n/a	n/a	n/a	1369	2342	2352

Pricing is continued on the following page.

Xpress

B_WOO
Wall Panel for Solid Shelves (Continued)

DIMENSIONS INCHES / MM

PRICING

MOUNTING STYLES (M or X)

TOP SHELF (NT)

DIMENSIONS		NO POWER AND DATA (NN)			POWER AND DATA (OC)			POWER AND DATA (OL, OR)		
		PANEL FINISH								
H	W	Source Laminate	Grade 2 Laminate	Flintwood	Source Laminate	Grade 2 Laminate	Flintwood	Source Laminate	Grade 2 Laminate	Flintwood
72 / 1829	24 / 610	467	817	828	n/a	n/a	n/a	n/a	n/a	n/a
72 / 1829	30 / 762	512	935	945	n/a	n/a	n/a	n/a	n/a	n/a
72 / 1829	36 / 914	557	1052	1063	1035	1531	1541	n/a	n/a	n/a
72 / 1829	42 / 1067	603	1171	1181	1081	1648	1659	n/a	n/a	n/a
72 / 1829	48 / 1219	685	1338	1349	1163	1816	1826	n/a	n/a	n/a
72 / 1829	54 / 1372	730	1457	1467	n/a	n/a	n/a	1208	1934	1945
72 / 1829	60 / 1524	776	1575	1585	n/a	n/a	n/a	1253	2052	2062
72 / 1829	66 / 1676	829	1713	1723	n/a	n/a	n/a	1306	2190	2201
72 / 1829	72 / 1829	875	1830	1841	n/a	n/a	n/a	1352	2309	2319
72 / 1829	78 / 1981	919	1949	1959	n/a	n/a	n/a	1397	2426	2437
72 / 1829	84 / 2134	965	2068	2078	n/a	n/a	n/a	1442	2545	2555
81 / 2057	24 / 610	492	916	944	n/a	n/a	n/a	n/a	n/a	n/a
81 / 2057	30 / 762	542	1072	1086	n/a	n/a	n/a	n/a	n/a	n/a
81 / 2057	36 / 914	592	1217	1227	1070	1695	1706	n/a	n/a	n/a
81 / 2057	42 / 1067	642	1358	1369	1119	1837	1847	n/a	n/a	n/a
81 / 2057	48 / 1219	729	1549	1559	1207	2027	2037	n/a	n/a	n/a
81 / 2057	54 / 1372	779	1733	n/a	n/a	n/a	n/a	1256	2210	n/a
81 / 2057	60 / 1524	830	1890	n/a	n/a	n/a	n/a	1307	2367	n/a
81 / 2057	66 / 1676	888	2054	n/a	n/a	n/a	n/a	1366	2531	n/a
81 / 2057	72 / 1829	938	2210	n/a	n/a	n/a	n/a	1415	2687	n/a
81 / 2057	78 / 1981	989	2367	n/a	n/a	n/a	n/a	1466	2844	n/a
81 / 2057	84 / 2134	1038	2522	n/a	n/a	n/a	n/a	1516	3000	n/a

BOTTOM SHELF (BN) or BOTTOM & TOP SHELVES (BT)

DIMENSIONS		NO POWER AND DATA (NN)			POWER AND DATA (OC)			POWER AND DATA (OL, OR)		
		PANEL FINISH								
H	W	Source Laminate	Grade 2 Laminate	Flintwood	Source Laminate	Grade 2 Laminate	Flintwood	Source Laminate	Grade 2 Laminate	Flintwood
72 / 1829	24 / 610	467	817	828	n/a	n/a	n/a	n/a	n/a	n/a
72 / 1829	30 / 762	512	935	945	n/a	n/a	n/a	n/a	n/a	n/a
72 / 1829	36 / 914	557	1052	1063	1035	1531	1541	n/a	n/a	n/a
72 / 1829	42 / 1067	603	1171	1181	1081	1648	1659	n/a	n/a	n/a
72 / 1829	48 / 1219	685	1338	1349	1163	1816	1826	n/a	n/a	n/a
72 / 1829	54 / 1372	730	1457	1467	n/a	n/a	n/a	1208	1934	1945
72 / 1829	60 / 1524	776	1575	1585	n/a	n/a	n/a	1253	2052	2062
72 / 1829	66 / 1676	829	1713	1723	n/a	n/a	n/a	1306	2190	2201
72 / 1829	72 / 1829	875	1830	1841	n/a	n/a	n/a	1352	2309	2319
72 / 1829	78 / 1981	919	1949	1959	n/a	n/a	n/a	1397	2426	2437
72 / 1829	84 / 2134	965	2068	2078	n/a	n/a	n/a	1442	2545	2555
81 / 2057	24 / 610	492	916	944	n/a	n/a	n/a	n/a	n/a	n/a
81 / 2057	30 / 762	542	1072	1086	n/a	n/a	n/a	n/a	n/a	n/a
81 / 2057	36 / 914	592	1217	1227	1070	1695	1706	n/a	n/a	n/a
81 / 2057	42 / 1067	642	1358	1369	1119	1837	1847	n/a	n/a	n/a
81 / 2057	48 / 1219	729	1549	1559	1207	2027	2037	n/a	n/a	n/a
81 / 2057	54 / 1372	779	1733	n/a	n/a	n/a	n/a	1256	2210	n/a
81 / 2057	60 / 1524	830	1890	n/a	n/a	n/a	n/a	1307	2367	n/a
81 / 2057	66 / 1676	888	2054	n/a	n/a	n/a	n/a	1366	2531	n/a
81 / 2057	72 / 1829	938	2210	n/a	n/a	n/a	n/a	1415	2687	n/a
81 / 2057	78 / 1981	989	2367	n/a	n/a	n/a	n/a	1466	2844	n/a
81 / 2057	84 / 2134	1038	2522	n/a	n/a	n/a	n/a	1516	3000	n/a

Pricing is continued on the following page.

Xpress

B _ W O O

Wall Panel for Solid Shelves (Continued)

DIMENSIONS
INCHES / MM

PRICING

MOUNTING STYLE (H)

BOTTOM SHELF (BN), BOTTOM & TOP SHELVES (BT) or TOP SHELF (NT)

		NO POWER AND DATA (NN)			POWER AND DATA (OC)			POWER AND DATA (OL, OR)		
		PANEL FINISH								
H	W	Source Laminate	Grade 2 Laminate	Flintwood	Source Laminate	Grade 2 Laminate	Flintwood	Source Laminate	Grade 2 Laminate	Flintwood
66 / 1676	24 / 610	442	744	769	n/a	n/a	n/a	n/a	n/a	n/a
66 / 1676	30 / 762	482	859	872	n/a	n/a	n/a	n/a	n/a	n/a
66 / 1676	36 / 914	523	965	976	1000	1442	1453	n/a	n/a	n/a
66 / 1676	42 / 1067	563	1069	1080	1041	1546	1557	n/a	n/a	n/a
66 / 1676	48 / 1219	641	1221	1231	1118	1699	1710	n/a	n/a	n/a
66 / 1676	54 / 1372	681	1325	1335	n/a	n/a	n/a	1159	1802	1813
66 / 1676	60 / 1524	722	1429	1439	n/a	n/a	n/a	1199	1906	1917
66 / 1676	66 / 1676	770	1553	1563	n/a	n/a	n/a	1247	2031	2042
66 / 1676	72 / 1829	810	1657	1667	n/a	n/a	n/a	1288	2134	2144
66 / 1676	78 / 1981	851	1761	1771	n/a	n/a	n/a	1328	2238	2248
66 / 1676	84 / 2134	891	1865	1875	n/a	n/a	n/a	1369	2342	2352
66 / 1676	90 / 2286	932	1968	1978	n/a	n/a	n/a	1409	2446	2456
72 / 1829	24 / 610	467	817	828	n/a	n/a	n/a	n/a	n/a	n/a
72 / 1829	30 / 762	512	935	945	n/a	n/a	n/a	n/a	n/a	n/a
72 / 1829	36 / 914	557	1052	1063	1035	1531	1541	n/a	n/a	n/a
72 / 1829	42 / 1067	603	1171	1181	1081	1648	1659	n/a	n/a	n/a
72 / 1829	48 / 1219	685	1338	1349	1163	1816	1826	n/a	n/a	n/a
72 / 1829	54 / 1372	730	1457	1467	n/a	n/a	n/a	1208	1934	1945
72 / 1829	60 / 1524	776	1575	1585	n/a	n/a	n/a	1253	2052	2062
72 / 1829	66 / 1676	829	1713	1723	n/a	n/a	n/a	1306	2190	2201
72 / 1829	72 / 1829	875	1830	1841	n/a	n/a	n/a	1352	2309	2319
72 / 1829	78 / 1981	919	1949	1959	n/a	n/a	n/a	1397	2426	2437
72 / 1829	84 / 2134	965	2068	2078	n/a	n/a	n/a	1442	2545	2555
72 / 1829	90 / 2286	1010	2185	2195	n/a	n/a	n/a	1488	2662	2673
81 / 2057	24 / 610	492	916	944	n/a	n/a	n/a	n/a	n/a	n/a
81 / 2057	30 / 762	542	1072	1086	n/a	n/a	n/a	n/a	n/a	n/a
81 / 2057	36 / 914	592	1217	1227	1070	1695	1706	n/a	n/a	n/a
81 / 2057	42 / 1067	642	1358	1369	1119	1837	1847	n/a	n/a	n/a
81 / 2057	48 / 1219	729	1549	1559	1207	2027	2037	n/a	n/a	n/a
81 / 2057	54 / 1372	779	1733	n/a	n/a	n/a	n/a	1256	2210	n/a
81 / 2057	60 / 1524	830	1890	n/a	n/a	n/a	n/a	1307	2367	n/a
81 / 2057	66 / 1676	888	2054	n/a	n/a	n/a	n/a	1366	2531	n/a
81 / 2057	72 / 1829	938	2210	n/a	n/a	n/a	n/a	1415	2687	n/a
81 / 2057	78 / 1981	989	2367	n/a	n/a	n/a	n/a	1466	2844	n/a
81 / 2057	84 / 2134	1038	2522	n/a	n/a	n/a	n/a	1516	3000	n/a
81 / 2057	90 / 2286	1089	2679	n/a	n/a	n/a	n/a	1567	3157	n/a

Pricing is continued on the following page.

Xpress

B_WOO
Wall Panel for Solid Shelves (Continued)

DIMENSIONS INCHES / MM

PRICING

MOUNTING STYLE (H) (CONTINUED)

MIDDLE SHELF (MN), MIDDLE & TOP SHELVES (MT) or BOTTOM, MIDDLE & TOP SHELVES (SS)

		NO POWER AND DATA (NN)			POWER AND DATA (OC)			POWER AND DATA (OL, OR)		
		PANEL FINISH								
H	W	Source Laminate	Grade 2 Laminate	Flintwood	Source Laminate	Grade 2 Laminate	Flintwood	Source Laminate	Grade 2 Laminate	Flintwood
81 / 2057	24 / 610	492	916	944	n/a	n/a	n/a	n/a	n/a	n/a
81 / 2057	30 / 762	542	1072	1086	n/a	n/a	n/a	n/a	n/a	n/a
81 / 2057	36 / 914	592	1217	1227	1070	1695	1706	n/a	n/a	n/a
81 / 2057	42 / 1067	642	1358	1369	1119	1837	1847	n/a	n/a	n/a
81 / 2057	48 / 1219	729	1549	1559	1207	2027	2037	n/a	n/a	n/a
81 / 2057	54 / 1372	779	1733	n/a	n/a	n/a	n/a	1256	2210	n/a
81 / 2057	60 / 1524	830	1890	n/a	n/a	n/a	n/a	1307	2367	n/a
81 / 2057	66 / 1676	888	2054	n/a	n/a	n/a	n/a	1366	2531	n/a
81 / 2057	72 / 1829	938	2210	n/a	n/a	n/a	n/a	1415	2687	n/a
81 / 2057	78 / 1981	989	2367	n/a	n/a	n/a	n/a	1466	2844	n/a
81 / 2057	84 / 2134	1038	2522	n/a	n/a	n/a	n/a	1516	3000	n/a
81 / 2057	90 / 2286	1089	2679	n/a	n/a	n/a	n/a	1567	3157	n/a

MOUNTING STYLE (K)

BOTTOM SHELF (BN), BOTTOM & TOP SHELVES (BT) or TOP SHELF (NT)

		NO POWER AND DATA (NN)			POWER AND DATA (OC)			POWER AND DATA (OL, OR)		
		PANEL FINISH								
		Source Laminate	Grade 2 Laminate	Flintwood	Source Laminate	Grade 2 Laminate	Flintwood	Source Laminate	Grade 2 Laminate	Flintwood
66 / 1676	24 / 610	469	803	813	n/a	n/a	n/a	n/a	n/a	n/a
66 / 1676	30 / 762	510	919	930	n/a	n/a	n/a	n/a	n/a	n/a
66 / 1676	36 / 914	552	1035	1045	1030	1512	1523	n/a	n/a	n/a
66 / 1676	42 / 1067	592	1151	1162	1070	1629	1639	n/a	n/a	n/a
66 / 1676	48 / 1219	671	1316	1326	1148	1793	1803	n/a	n/a	n/a
66 / 1676	54 / 1372	712	1431	1441	n/a	n/a	n/a	1190	1908	1919
66 / 1676	60 / 1524	754	1546	1557	n/a	n/a	n/a	1231	2024	2034
66 / 1676	66 / 1676	803	1683	1693	n/a	n/a	n/a	1280	2160	2170
66 / 1676	72 / 1829	843	1798	1809	n/a	n/a	n/a	1322	2277	2287
66 / 1676	78 / 1981	885	1915	1925	n/a	n/a	n/a	1362	2393	2403
66 / 1676	84 / 2134	927	2031	2042	n/a	n/a	n/a	1405	2508	2519
66 / 1676	90 / 2286	968	2147	2157	n/a	n/a	n/a	1446	2624	2634
72 / 1829	24 / 610	492	879	889	n/a	n/a	n/a	n/a	n/a	n/a
72 / 1829	30 / 762	538	1010	1020	n/a	n/a	n/a	n/a	n/a	n/a
72 / 1829	36 / 914	584	1141	1151	1062	1618	1629	n/a	n/a	n/a
72 / 1829	42 / 1067	631	1272	1282	1109	1750	1761	n/a	n/a	n/a
72 / 1829	48 / 1219	714	1453	1463	1192	1930	1941	n/a	n/a	n/a
72 / 1829	54 / 1372	760	1678	n/a	n/a	n/a	n/a	1239	2156	n/a
72 / 1829	60 / 1524	807	1826	n/a	n/a	n/a	n/a	1284	2304	n/a
72 / 1829	66 / 1676	861	1982	n/a	n/a	n/a	n/a	1338	2460	n/a
72 / 1829	72 / 1829	908	2131	n/a	n/a	n/a	n/a	1385	2608	n/a
72 / 1829	78 / 1981	954	2279	n/a	n/a	n/a	n/a	1432	2757	n/a
72 / 1829	84 / 2134	1000	2427	n/a	n/a	n/a	n/a	1478	2905	n/a
72 / 1829	90 / 2286	1047	2576	n/a	n/a	n/a	n/a	1525	3053	n/a

Pricing is continued on the following page.

Xpress

B _ W O O

Wall Panel for Solid Shelves (Continued)

DIMENSIONS
INCHES / MM

PRICING

MOUNTING STYLE (K) (CONTINUED)

BOTTOM SHELF (BN), BOTTOM & TOP SHELVES (BT) or TOP SHELF (NT)

		NO POWER AND DATA (NN)			POWER AND DATA (OC)			POWER AND DATA (OL, OR)		
		PANEL FINISH								
H	W	Source Laminate	Grade 2 Laminate	Flintwood	Source Laminate	Grade 2 Laminate	Flintwood	Source Laminate	Grade 2 Laminate	Flintwood
81 / 2057	24 / 610	514	954	964	n/a	n/a	n/a	n/a	n/a	n/a
81 / 2057	30 / 762	565	1100	1111	n/a	n/a	n/a	n/a	n/a	n/a
81 / 2057	36 / 914	617	1246	1256	1095	1724	1735	n/a	n/a	n/a
81 / 2057	42 / 1067	669	1394	1404	1146	1871	1881	n/a	n/a	n/a
81 / 2057	48 / 1219	756	1591	1602	1234	2069	2079	n/a	n/a	n/a
81 / 2057	54 / 1372	808	1891	n/a	n/a	n/a	n/a	1285	2368	n/a
81 / 2057	60 / 1524	860	2062	n/a	n/a	n/a	n/a	1337	2540	n/a
81 / 2057	66 / 1676	919	2242	n/a	n/a	n/a	n/a	1397	2720	n/a
81 / 2057	72 / 1829	970	2414	n/a	n/a	n/a	n/a	1448	2891	n/a
81 / 2057	78 / 1981	1022	2585	n/a	n/a	n/a	n/a	1500	3063	n/a
81 / 2057	84 / 2134	1074	2758	n/a	n/a	n/a	n/a	1552	3235	n/a
81 / 2057	90 / 2286	1125	2929	n/a	n/a	n/a	n/a	1603	3406	n/a

MIDDLE SHELF (MN), MIDDLE & TOP SHELVES (MT) or BOTTOM, MIDDLE & TOP SHELVES (SS)

		NO POWER AND DATA (NN)			POWER AND DATA (OC)			POWER AND DATA (OL, OR)		
		PANEL FINISH								
		Source Laminate	Grade 2 Laminate	Flintwood	Source Laminate	Grade 2 Laminate	Flintwood	Source Laminate	Grade 2 Laminate	Flintwood
81 / 2057	24 / 610	514	954	964	n/a	n/a	n/a	n/a	n/a	n/a
81 / 2057	30 / 762	565	1100	1111	n/a	n/a	n/a	n/a	n/a	n/a
81 / 2057	36 / 914	617	1246	1256	1095	1724	1735	n/a	n/a	n/a
81 / 2057	42 / 1067	669	1394	1404	1146	1871	1881	n/a	n/a	n/a
81 / 2057	48 / 1219	756	1591	1602	1234	2069	2079	n/a	n/a	n/a
81 / 2057	54 / 1372	808	1891	n/a	n/a	n/a	n/a	1285	2368	n/a
81 / 2057	60 / 1524	860	2062	n/a	n/a	n/a	n/a	1337	2540	n/a
81 / 2057	66 / 1676	919	2242	n/a	n/a	n/a	n/a	1397	2720	n/a
81 / 2057	72 / 1829	970	2414	n/a	n/a	n/a	n/a	1448	2891	n/a
81 / 2057	78 / 1981	1022	2585	n/a	n/a	n/a	n/a	1500	3063	n/a
81 / 2057	84 / 2134	1074	2758	n/a	n/a	n/a	n/a	1552	3235	n/a
81 / 2057	90 / 2286	1125	2929	n/a	n/a	n/a	n/a	1603	3406	n/a

MOUNTING STYLE (L)

BOTTOM SHELF (BN), BOTTOM & TOP SHELVES (BT) or TOP SHELF (NT)

		NO POWER AND DATA (NN)			POWER AND DATA (OC)			POWER AND DATA (OL, OR)		
		PANEL FINISH								
		Source Laminate	Grade 2 Laminate	Flintwood	Source Laminate	Grade 2 Laminate	Flintwood	Source Laminate	Grade 2 Laminate	Flintwood
66 / 1676	24 / 610	496	849	859	n/a	n/a	n/a	n/a	n/a	n/a
66 / 1676	30 / 762	538	977	987	n/a	n/a	n/a	n/a	n/a	n/a
66 / 1676	36 / 914	580	1103	1114	1058	1581	1591	n/a	n/a	n/a
66 / 1676	42 / 1067	621	1232	1243	1099	1710	1720	n/a	n/a	n/a
66 / 1676	48 / 1219	701	1408	1419	1179	1886	1896	n/a	n/a	n/a
66 / 1676	54 / 1372	744	1537	1548	n/a	n/a	n/a	1221	2014	2025
66 / 1676	60 / 1524	785	1664	1674	n/a	n/a	n/a	1264	2142	2153
66 / 1676	66 / 1676	835	1813	1823	n/a	n/a	n/a	1312	2290	2300
66 / 1676	72 / 1829	878	1940	1950	n/a	n/a	n/a	1355	2418	2428
66 / 1676	78 / 1981	919	2069	2079	n/a	n/a	n/a	1397	2546	2556
66 / 1676	84 / 2134	962	2196	2207	n/a	n/a	n/a	1439	2674	2684

Pricing is continued on the following page.

Xpress

B_WOO
Wall Panel for Solid Shelves (Continued)

DIMENSIONS INCHES / MM

PRICING

MOUNTING STYLE (L) (CONTINUED)

BOTTOM SHELF (BN), BOTTOM & TOP SHELVES (BT) or TOP SHELF (NT)

		NO POWER AND DATA (NN)			POWER AND DATA (OC)			POWER AND DATA (OL, OR)		
		PANEL FINISH								
H	W	Source Laminate	Grade 2 Laminate	Flintwood	Source Laminate	Grade 2 Laminate	Flintwood	Source Laminate	Grade 2 Laminate	Flintwood
72 / 1829	24 / 610	516	939	950	n/a	n/a	n/a	n/a	n/a	n/a
72 / 1829	30 / 762	563	1085	1095	n/a	n/a	n/a	n/a	n/a	n/a
72 / 1829	36 / 914	610	1228	1239	1088	1706	1716	n/a	n/a	n/a
72 / 1829	42 / 1067	658	1373	1383	1136	1850	1861	n/a	n/a	n/a
72 / 1829	48 / 1219	743	1567	1578	1220	2045	2055	n/a	n/a	n/a
72 / 1829	54 / 1372	790	1782	n/a	n/a	n/a	n/a	1268	2259	n/a
72 / 1829	60 / 1524	837	1938	n/a	n/a	n/a	n/a	1315	2415	n/a
72 / 1829	66 / 1676	892	2103	n/a	n/a	n/a	n/a	1370	2580	n/a
72 / 1829	72 / 1829	940	2261	n/a	n/a	n/a	n/a	1418	2738	n/a
72 / 1829	78 / 1981	988	2419	n/a	n/a	n/a	n/a	1465	2896	n/a
72 / 1829	84 / 2134	1035	2576	n/a	n/a	n/a	n/a	1513	3054	n/a

Xpress

B _ W M D
Wall Panel for Media

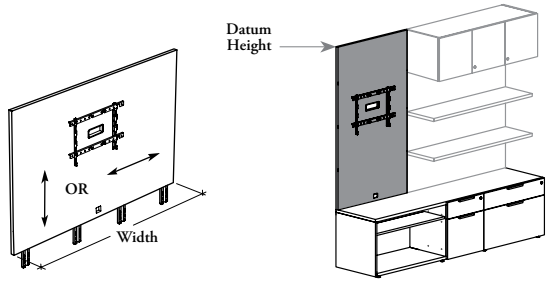

Mounting Style (K)

This wall panel supports the integration of technology and TV monitor in the office. Whether mounted onto a desk, credenza, secondary desk, mid-height storage, workwall kneespace module or workwall credenza, the wall panel is easily installed requiring securement at only two wall locations.

WHAT'S INCLUDED
1 panel, 1 tv monitor mount, 1 pass-trough grommet, 1 duo square grommet (as specified), and mounting hardware.

WHAT'S EXCLUDED
Desk, Credenza, Secondary Desk, Mid-Height Storage and Workwall Storage.

NOTES
When Vertical (V) Grain Direction is specified, the 66" to 90" widths are **not** available.

Tackboard for Wall Panel **cannot** be used with this product.

TV Monitor Mount is finished in Black.

Not all product options are available as Xpress, Please see Xpress catalogue and/or specification software for details.

PRODUCT OPTIONS

Mounting Style	Grain Direction	Datum Height	Width	Cable Management	Panel Finish
K On Mid-Height (Shown)	**V** Vertical	66, 72, 81	36, 42, 48, 54, 60, 66, 72, 78, 84, 90	**N** No Grommet	Source Laminate
H On High Secondary Desk (All Thicknesses)	**H** Horizontal			**S** Duo Grommet – Square (Shown)	Grade 2 Laminate (No Accents)
L On Low Secondary Desk (All Thicknesses)					Flintwood (No Cathedral)

SAMPLE ORDER CODE

BLWMD	H	72	54	N	XS

DIMENSIONS
INCHES / MM

PRICING

		MOUNTING STYLE (H)			MOUNTING STYLE (K)			MOUNTING STYLE (L)		
		PANEL FINISH								
H	W	Source Laminate	Grade 2 Laminate	Flintwood	Source Laminate	Grade 2 Laminate	Flintwood	Source Laminate	Grade 2 Laminate	Flintwood
66 / 1676	36 / 914	727	1170	1180	756	1295	1249	784	1372	1319
66 / 1676	42 / 1067	768	1273	1283	797	1425	1366	826	1511	1447
66 / 1676	48 / 1219	844	1426	1436	876	1593	1530	906	1689	1623
66 / 1676	54 / 1372	885	1530	1540	916	1723	1645	947	1828	1751
66 / 1676	60 / 1524	926	1633	1643	959	1856	1762	990	1969	1879
66 / 1676	66 / 1676	973	1758	1768	1007	1994	1897	1040	2116	2027
66 / 1676	72 / 1829	1015	1862	1872	1048	2125	2013	1082	2256	2155
66 / 1676	78 / 1981	1055	1965	1975	1089	2255	2130	1124	2396	2283
66 / 1676	84 / 2134	1096	2069	2079	1132	2387	2245	1166	2536	2411
66 / 1676	90 / 2286	1136	2173	2183	1172	2518	2361	n/a	n/a	n/a

Pricing is continued on the following page.

Xpress

B _ W M D
Wall Panel Media (Continued)

DIMENSIONS INCHES / MM

PRICING

		MOUNTING STYLE (H)			MOUNTING STYLE (K)			MOUNTING STYLE (L)		
		PANEL FINISH								
H	W	Source Laminate	Grade 2 Laminate	Flintwood	Source Laminate	Grade 2 Laminate	Flintwood	Source Laminate	Grade 2 Laminate	Flintwood
72 / 1829	36 / 914	761	1257	1268	788	1400	1355	814	1475	1442
72 / 1829	42 / 1067	807	1375	1385	835	1549	1487	862	1633	1587
72 / 1829	48 / 1219	889	1542	1553	918	1734	1667	946	1827	1782
72 / 1829	54 / 1372	935	1661	1671	965	1882	n/a	994	1985	n/a
72 / 1829	60 / 1524	980	1779	1790	1012	2031	n/a	1042	2142	n/a
72 / 1829	66 / 1676	1033	1918	1928	1065	2186	n/a	1097	2308	n/a
72 / 1829	72 / 1829	1078	2035	2046	1112	2335	n/a	1144	2465	n/a
72 / 1829	78 / 1981	1124	2153	2163	1159	2484	n/a	1192	2623	n/a
72 / 1829	84 / 2134	1169	2271	2282	1204	2631	n/a	1240	2781	n/a
72 / 1829	90 / 2286	1215	2390	2400	1251	2780	n/a	n/a	n/a	n/a
81 / 2057	36 / 914	797	1422	1432	822	1543	1461	n/a	n/a	n/a
81 / 2057	42 / 1067	847	1563	1574	874	1716	1608	n/a	n/a	n/a
81 / 2057	48 / 1219	934	1753	1764	961	1923	1805	n/a	n/a	n/a
81 / 2057	54 / 1372	983	1936	n/a	1013	2096	n/a	n/a	n/a	n/a
81 / 2057	60 / 1524	1034	2094	n/a	1064	2266	n/a	n/a	n/a	n/a
81 / 2057	66 / 1676	1092	2258	n/a	1124	2447	n/a	n/a	n/a	n/a
81 / 2057	72 / 1829	1142	2414	n/a	1174	2618	n/a	n/a	n/a	n/a
81 / 2057	78 / 1981	1193	2571	n/a	1226	2789	n/a	n/a	n/a	n/a
81 / 2057	84 / 2134	1243	2727	n/a	1278	2962	n/a	n/a	n/a	n/a
81 / 2057	90 / 2286	1294	2884	n/a	1329	3132	n/a	n/a	n/a	n/a

Xpress

B _ W M O
Wall Panel for Media and Shelves

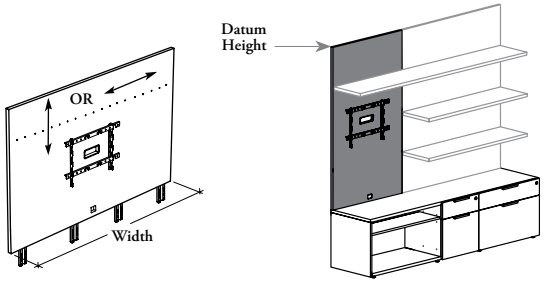

Mounting Style (K)

This wall panel supports the integration of technology and TV monitor in the office. Must be used with a solid shelf mounted above the TV monitor. Whether mounted onto a desk, credenza, secondary desk, mid-height storage, workwall kneespace module or workwall credenza, the wall panel is easily installed requiring securement at only two wall locations.

WHAT'S INCLUDED
1 panel, 1 tv monitor mount, 1 pass-trough grommet, 1 duo square grommet (as specified), and mounting hardware.

WHAT'S EXCLUDED
Desk, Credenza, Secondary Desk, Mid-Height Storage and Workwall Storage.

NOTES
When Vertical (V) Grain Direction is specified, the 66" to 90" widths are **not** available.

Dimensions are limited according to the grain direction. Refer to Application Guide.

Tackboard for Wall Panel **cannot** be used with this product.

TV Monitor Mount is finished in Black.

Not all finishes are available as Xpress, Please see Xpress catalogue and/or specification software for details.

PRODUCT OPTIONS

Mounting Style	Grain Direction	Datum Height	Width	Cable Management	Panel Finish
K On Mid-Height (Shown)	**V** Vertical	72, 81	36, 42, 48, 54, 60, 66, 72, 78, 84, 90	**N** No Grommet	Source Laminate
H On High Secondary Desk (All Thicknesses)	**H** Horizontal			**S** Duo Grommet – Square (Shown)	Grade 2 Laminate (No Accents)
L On Low Secondary Desk (All Thicknesses)					Flintwood (No Cathedral)

SAMPLE ORDER CODE

BLWMO	V	72	54	N	XS

DIMENSIONS
INCHES / MM

PRICING

		MOUNTING STYLE (H)			MOUNTING STYLE (K)			MOUNTING STYLE (L)		
		PANEL FINISH								
H	W	Source Laminate	Grade 2 Laminate	Flintwood	Source Laminate	Grade 2 Laminate	Flintwood	Source Laminate	Grade 2 Laminate	Flintwood
72 / 1829	36 / 914	n/a	n/a	n/a	788	1400	1355	814	1475	1442
72 / 1829	42 / 1067	n/a	n/a	n/a	835	1549	1487	862	1633	1587
72 / 1829	48 / 1219	n/a	n/a	n/a	918	1734	1667	946	1827	1782
72 / 1829	54 / 1372	n/a	n/a	n/a	965	1882	n/a	994	1985	n/a
72 / 1829	60 / 1524	n/a	n/a	n/a	1012	2031	n/a	1042	2142	n/a
72 / 1829	66 / 1676	n/a	n/a	n/a	1065	2186	n/a	1097	2308	n/a
72 / 1829	72 / 1829	n/a	n/a	n/a	1112	2335	n/a	1144	2465	n/a
72 / 1829	78 / 1981	n/a	n/a	n/a	1159	2484	n/a	1192	2623	n/a
72 / 1829	84 / 2134	n/a	n/a	n/a	1204	2631	n/a	1240	2781	n/a
72 / 1829	90 / 2286	n/a	n/a	n/a	1251	2780	n/a	n/a	n/a	n/a

Pricing is continued on the following page.

Xpress

B _ W M O

Wall Panel Media and Shelves (Continued)

DIMENSIONS
INCHES / MM

PRICING

		MOUNTING STYLE (H)			MOUNTING STYLE (K)			MOUNTING STYLE (L)		
		PANEL FINISH								
H	W	Source Laminate	Grade 2 Laminate	Flintwood	Source Laminate	Grade 2 Laminate	Flintwood	Source Laminate	Grade 2 Laminate	Flintwood
81 / 2057	36 / 914	797	1422	1432	822	1543	1461	n/a	n/a	n/a
81 / 2057	42 / 1067	847	1563	1574	874	1716	1608	n/a	n/a	n/a
81 / 2057	48 / 1219	934	1753	1764	961	1923	1805	n/a	n/a	n/a
81 / 2057	54 / 1372	983	1936	n/a	1013	2096	n/a	n/a	n/a	n/a
81 / 2057	60 / 1524	1034	2094	n/a	1064	2266	n/a	n/a	n/a	n/a
81 / 2057	66 / 1676	1092	2258	n/a	1124	2447	n/a	n/a	n/a	n/a
81 / 2057	72 / 1829	1142	2414	n/a	1174	2618	n/a	n/a	n/a	n/a
81 / 2057	78 / 1981	1193	2571	n/a	1226	2789	n/a	n/a	n/a	n/a
81 / 2057	84 / 2134	1243	2727	n/a	1278	2962	n/a	n/a	n/a	n/a
81 / 2057	90 / 2286	1294	2884	n/a	1329	3132	n/a	n/a	n/a	n/a

Xpress

B _ W M M

Wall Panel for Metal Accessory Shelves

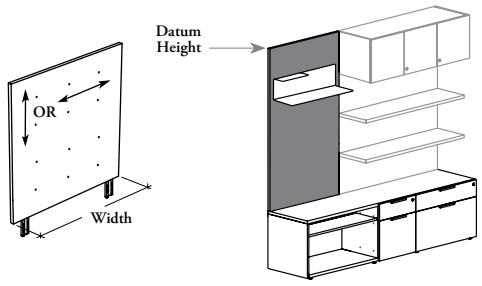

Mounting Style (K)

This wall panel bring a distinctive architectural element to the office desk. It is designed to support metal accessory shelves and is compatible with tackboard or markerboard for enhanced functionality. Whether mounted onto a desk, credenza, secondary desk, mid-height storage, workwall kneespace module or workwall credenza, the wall panel is easily installed requiring securement at only two wall locations.

WHAT'S INCLUDED
1 panel and mounting hardware.

WHAT'S EXCLUDED
Desk, Credenza, Secondary Desk, Mid-Height Storage, Workwall Storage, Metal Accessory Shelves for Wall Panel (BBAMS), and Tackboard for Wall Panel.

NOTES
The 33" wide Metal Accessory Shelf **cannot** be used with 30" wide Wall Panel.

The Metal Accessory Shelves can be installed centered (C) only.

Not all finishes are available as Xpress, Please see Xpress catalogue and/or specification software for details.

PRODUCT OPTIONS

Mounting Style	Grain Direction	Datum Height	Width	Configuration	Shelf Position	Power and Data	Panel Finish
K On Mid-Height	**V** Vertical	66, 72, 81	30, 36, 42, 48, 54, 60	**BN** Bottom Shelf	**C** Center	**NN** No Power and Data	Source Laminate
M On 1 3/16" thick Standard Worksurface	**H** Horizontal			**BT** Bottom and Top Shelves			Grade 2 Laminate (No Accents)
X On 1 9/16" thick Standard Worksurface				**NT** Top Shelf (Shown)			Flintwood (No Cathedral)
H On High Secondary Desk (All Thicknesses)							
L On Low Secondary Desk (All Thicknesses) (Shown)							

SAMPLE ORDER CODE

BLWMM	V	72	36	BN	C	NN	XS

DIMENSIONS
INCHES / MM

PRICING

		MOUNTING STYLE (M, X or H)			MOUNTING STYLE (K)			MOUNTING STYLE (L)		
		PANEL FINISH								
H	W	Source Laminate	Grade 2 Laminate	Flintwood	Source Laminate	Grade 2 Laminate	Flintwood	Source Laminate	Grade 2 Laminate	Flintwood
66 / 1676	30 / 762	482	882	872	510	959	930	538	1028	987
66 / 1676	36 / 914	523	986	976	552	1091	1045	580	1168	1114
66 / 1676	42 / 1067	563	1091	1080	592	1220	1162	621	1306	1243
66 / 1676	48 / 1219	641	1244	1231	671	1388	1326	701	1484	1419
66 / 1676	54 / 1372	681	1360	1335	712	1519	1441	744	1624	1548
66 / 1676	60 / 1524	722	1476	1439	754	1652	1557	785	1764	1674
72 / 1829	30 / 762	512	951	945	538	1047	1020	563	1113	1095
72 / 1829	36 / 914	557	1084	1063	584	1196	1151	610	1271	1239
72 / 1829	42 / 1067	603	1217	1181	631	1345	1282	658	1429	1383
72 / 1829	48 / 1219	685	1386	1349	714	1530	1463	743	1623	1578
72 / 1829	54 / 1372	730	1519	1467	760	1678	n/a	790	1782	n/a
72 / 1829	60 / 1524	776	1653	1585	807	1826	n/a	837	1938	n/a

Pricing is continued on the following page.

Xpress

B _ W M M

Wall Panel for Metal Accessory Shelves (Continued)

DIMENSIONS INCHES / MM

PRICING

		MOUNTING STYLE (M, X or H)			MOUNTING STYLE (K)			MOUNTING STYLE (L)		
		PANEL FINISH								
H	W	Source Laminate	Grade 2 Laminate	Flintwood	Source Laminate	Grade 2 Laminate	Flintwood	Source Laminate	Grade 2 Laminate	Flintwood
81 / 2057	30 / 762	542	1096	1086	565	1166	1111	n/a	n/a	n/a
81 / 2057	36 / 914	592	1228	1227	617	1338	1256	n/a	n/a	n/a
81 / 2057	42 / 1067	642	1384	1369	669	1511	1404	n/a	n/a	n/a
81 / 2057	48 / 1219	729	1578	1559	756	1718	1602	n/a	n/a	n/a
81 / 2057	54 / 1372	779	1733	n/a	808	1891	n/a	n/a	n/a	n/a
81 / 2057	60 / 1524	830	1890	n/a	860	2062	n/a	n/a	n/a	n/a

Xpress

B A W S S
Solid Shelf for Wall Panel

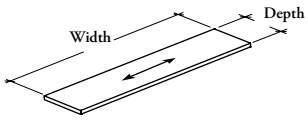

When combine with a Wall Panel, these solid shelves provide storage or display space.

WHAT'S INCLUDED
1 solid shelf, alignment holes (as specified) and mounting hardware.

WHAT'S EXCLUDED
Wall Panels.

NOTES
When Alignment Holes Option (B, L or R) is specified, the side edge comes with alignment holes. These holes allowed the connection of the multiple shelves together. Specify each shelf with this option.

Not all Thickness, Finish, Style or Color options are available. Refer to the Application Guide for more details.

Can be mounted on multiple wall panels at the same time.

Can be used with :

- Wall Panel for Overhead Cabinet and Shelf (B_WCO)
- Wall Panel for Solid Shelves (B_WOO)
- Wall Panel for Media and Shelves (B_WMO)

Not all product options are available as Xpress, Please see Xpress catalogue and/or specification software for details.

PRODUCT OPTIONS

Edge Detail	Width	Depth	Alignment Holes Option	Shelf Finish	Edge Trim Style	Edge Trim Finish
D Standard **V** Knife Edge	024, 030, 036, 042, 048, 054, 060, 066, 072, 078, 084, 090	09, 13	**B** Alignment Holes –Both Sides **L** Alignment Holes – Left **R** Alignment Holes – Right **N** No Alignment Holes (Shown)	Source Laminate Grade 2 Laminate (No Accents) Flintwood (No Cathedral)	**8** Flat Trim (1.5mm) **9** Flintwood Flat Trim **F** Full Knife Trim	Edge Trim Colors (for trim style 8 or F)

SAMPLE ORDER CODE

BAWSS V	024	09	N	XS	F	ST

DIMENSIONS
INCHES / MM

W	D
24 / 610	9 / 229
30 / 762	9 / 229
36 / 914	9 / 229
42 / 1067	9 / 229
48 / 1219	9 / 229
54 / 1372	9 / 229
60 / 1524	9 / 229
66 / 1676	9 / 229
72 / 1829	9 / 229
78 / 1981	9 / 229
84 / 2134	9 / 229
90 / 2286	9 / 229

PRICING

STANDARD EDGE (D)			KNIFE EDGE (V)	
SHELF FINISH				
Source Laminate	Grade 2 Laminate	Flintwood	Source Laminate	Grade 2 Laminate
137	211	328	159	233
150	242	350	177	269
164	275	372	197	307
177	306	395	215	344
191	339	419	234	382
204	369	442	253	418
217	401	465	271	456
231	433	490	290	492
244	465	516	309	529
258	497	542	329	568
271	528	567	347	604
285	561	592	366	642

Pricing is continued on the following page.

Xpress

BAWSS

Solid Shelf for Wall Panel (Continued)

DIMENSIONS INCHES / MM

PRICING

W	D	STANDARD EDGE (D) SHELF FINISH			KNIFE EDGE (V)	
		Source Laminate	Grade 2 Laminate	Flintwood	Source Laminate	Grade 2 Laminate
24 / 610	13 / 330	152	258	366	174	280
30 / 762	13 / 330	170	303	399	197	330
36 / 914	13 / 330	186	345	435	218	378
42 / 1067	13 / 330	203	389	469	241	427
48 / 1219	13 / 330	220	433	502	264	476
54 / 1372	13 / 330	237	476	537	285	524
60 / 1524	13 / 330	253	518	570	307	572
66 / 1676	13 / 330	270	563	607	330	622
72 / 1829	13 / 330	287	605	645	353	671
78 / 1981	13 / 330	305	650	683	375	721
84 / 2134	13 / 330	321	693	720	396	768
90 / 2286	13 / 330	338	736	757	419	817

Xpress

B A W D S
Solid Display Shelf for Wall Panel

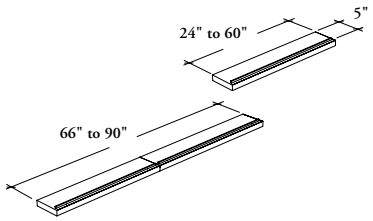

When combine with a Wall Panel, these Solid Display Shelves provide display space for lightweight objects.

WHAT'S INCLUDED
24" to 60" widths: 1 solid display shelf, 1 metal lip and mounting hardware.

66" to 90" widths: 2 solid display shelves, 2 metal lips and mounting hardware.

WHAT'S EXCLUDED
Wall Panels.

NOTES
Not all Thickness, Finish, Style or Color options are available. Refer to the Application Guide for more details.

Can be used with :

- Wall Panel for Overhead Cabinet and Shelf (B_WCO)
- Wall Panel for Solid Shelves (B_WOO)
- Wall Panel for Media and Shelves (B_WMO)

Not all product options are available as Xpress, Please see Xpress catalogue and/or specification software for details.

PRODUCT OPTIONS

Edge Detail	Width	Depth	Shelf Finish	Edge Trim Style	Edge Trim Finish	Metal Finish
D Standard **V** Knife Edge	24, 30, 36, 42, 48, 54, 60, 66, 72, 78, 84, 90	05	Source Laminate Grade 2 Laminate (No Accents) Flintwood (No Cathedral)	**8** Flat Trim (1.5mm) **9** Flintwood Flat Trim **F** Full Knife Trim	Edge Trim Colors (for trim style 8 and F)	Foundation Mica Accent

SAMPLE ORDER CODE

BAWDS V	36	05	XS	F	ST	68

DIMENSIONS
INCHES / MM

D	W
24 / 610	5 / 127
30 / 762	5 / 127
36 / 914	5 / 127
42 / 1067	5 / 127
48 / 1219	5 / 127
54 / 1372	5 / 127
60 / 1524	5 / 127
66 / 1676	5 / 127
72 / 1829	5 / 127
78 / 1981	5 / 127
84 / 2134	5 / 127
90 / 2286	5 / 127

PRICING

STANDARD EDGE (D)			KNIFE EDGE (V)	
SHELF FINISH				
Source Laminate	Grade 2 Laminate	Flintwood	Source Laminate	Grade 2 Laminate
164	206	289	186	228
178	229	304	205	256
193	255	316	226	287
209	281	331	246	318
223	305	343	266	348
238	331	358	286	379
266	368	370	320	422
283	374	385	342	454
302	388	398	366	489
319	401	412	389	522
336	415	425	412	555
355	428	439	436	589

Xpress

BBAMS
Metal Accessory Shelf for Wall Panel

These metal shelves provide storage or display space and they install on Wall Panel for Metal Accessory Shelves only.

WHAT'S INCLUDED
1 metal accessory shelf, 6 studs and mounting hardware.

WHAT'S EXCLUDED
Wall Panel for Metal Accessory Shelves and Rare Earth Magnet Kit.

NOTES
When One Level (1) Shelf Configuration is specified, the Second Level Orientation is **not** available.

Loading capacity:

- If 27" width = 52 lbs/23,6 kg
- If 33" width = 64 lbs/29 kg

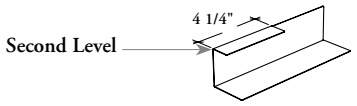

Two Levels (2)

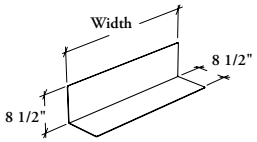

One Level (1)

PRODUCT OPTIONS

Shelf Configuration	Width	Height	Depth	Second Level Orientation (If Applicable)	Metal Finish
1 One Level	27, 33	09	09	**L** Left (Shown)	Foundation
2 Two Levels				**R** Right	Accent
					Mica

SAMPLE ORDER CODE

BBAMS 1	27	09	09		60

DIMENSIONS INCHES / MM

W	H	D
27 / 686	9 / 229	9 / 229
33 / 838	9 / 229	9 / 229

PRICING

ONE LEVEL (1)	TWO LEVEL (2)
213	277
256	312

Xpress

B A W P F
Side Panel for Wall Panel

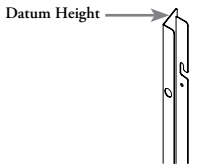

This optional Side Filler is designed to fill the space behind a wall panel and conceal any visible hardware for a cleaner aesthetic. The product is compatible will all type of wall panels.

WHAT'S INCLUDED
1 side filer and mounting hardware.

WHAT'S EXCLUDED
Wall Panels and Freestanding Storage.

NOTES
The Side Filler for Wall Panel is non-handed.

Can also be used to fill the space behind a Freestanding Storage of 66", 72" or 81" datum height.

PRODUCT OPTIONS

Datum Height	Finish
66, 72, 81	Foundation Mica Accent

SAMPLE ORDER CODE

BAWPF 72	**52**

DIMENSIONS INCHES / MM

H
66 / 1676
72 / 1829
81 / 2057

PRICING

75
78
82

Xpress

B A W A T

Fabric Tackboard – Wall Panel Mounted

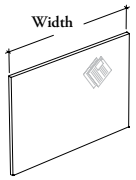

This fabric-wrapped tackboard can be installed on a Wall Panel.

WHAT'S INCLUDED
1 tackboard and Velcro® attachments.

WHAT'S EXCLUDED
Wall Panels.

NOTES
When the tackboard is used over a low Secondary Desk (B_MSDL, BH_SRL, BH_SBL or BH_SLL), it will **not** reach down to the worksurface.

Cannot span across two wall panels.

Cannot be used with :

- Wall Panel for Media (B_WMD)
- Wall Panel for Media and Shelves (B_WMO)

PRODUCT OPTIONS

Starting Height	Datum Height	Width	Fabric Finish
M From 1 3/16" thick Worksurface (Standard Desk or Run-Off)	15, 51, 57, 66, 72, 81	24, 30, 36, 42, 48, 54, 60, 66, 72, 78, 84	Panel Fabrics
X From 1 9/16" thick Worksurface (Standard Desk or Run-Off)			
H From High Secondary Desk (All Thicknesses)			
B From Bottom Shelf			
P From Power and Data			
K From Mid-Height			

SAMPLE ORDER CODE

BAWAT B	**15**	**84**	**T531**

DIMENSIONS
INCHES / MM

PRICING

H	W	STARTING HEIGHT (B) Gr. A/ COM	Gr. 1	Gr. 2	Gr. 3	Gr. 4	Gr. 5	Gr. 6	Gr. 7
15 / 381	24 / 610	85	93	102	108	124	138	154	164
15 / 381	30 / 762	96	102	112	124	144	166	182	198
15 / 381	36 / 914	112	121	135	144	171	196	213	230
15 / 381	42 / 1067	126	135	147	159	184	207	228	248
15 / 381	48 / 1219	136	144	160	173	201	230	251	274
15 / 381	54 / 1372	145	156	173	187	218	249	271	292
15 / 381	60 / 1524	162	176	196	211	245	279	306	329
15 / 381	66 / 1676	176	187	207	223	257	293	321	347
15 / 381	72 / 1829	185	199	220	239	279	319	348	366
15 / 381	78 / 1981	197	211	232	251	293	335	366	394
15 / 381	84 / 2134	206	223	245	266	309	353	384	415

Pricing is continued on the following page.

Xpress

BAWAT

Fabric Tackboard – Wall Panel Mounted (Continued)

DIMENSIONS INCHES / MM		PRICING							
		STARTING HEIGHT (P)							
H	W	Gr. A/ COM	Gr. 1	Gr. 2	Gr. 3	Gr. 4	Gr. 5	Gr. 6	Gr. 7
51 / 1295	24 / 610	94	101	112	122	135	155	167	183
51 / 1295	30 / 762	104	115	129	135	160	183	198	216
51 / 1295	36 / 914	129	135	150	164	188	216	237	256
51 / 1295	42 / 1067	139	148	165	181	212	242	264	284
51 / 1295	48 / 1219	150	164	183	193	228	260	285	310
51 / 1295	54 / 1372	165	179	193	213	245	279	306	332
51 / 1295	60 / 1524	187	198	220	242	281	321	350	380
51 / 1295	66 / 1676	197	213	237	254	297	339	370	399
51 / 1295	72 / 1829	212	226	250	271	314	359	393	425
51 / 1295	78 / 1981	222	242	264	284	329	373	407	441
51 / 1295	84 / 2134	234	250	279	303	354	406	444	480
57 / 1448	24 / 610	134	155	167	178	205	226	249	268
57 / 1448	30 / 762	160	166	181	205	238	274	301	322
57 / 1448	36 / 914	178	191	217	233	276	319	347	378
57 / 1448	42 / 1067	205	219	238	258	293	332	363	393
57 / 1448	48 / 1219	219	233	258	279	323	372	406	439
57 / 1448	54 / 1372	234	251	279	300	348	399	437	472
57 / 1448	60 / 1524	259	281	313	336	390	442	484	524
57 / 1448	66 / 1676	283	300	334	358	410	467	509	554
57 / 1448	72 / 1829	297	316	353	384	449	516	564	613
57 / 1448	78 / 1981	314	336	376	405	476	547	595	645
57 / 1448	84 / 2134	332	359	394	427	493	561	613	661
66 / 1676	24 / 610	189	194	206	242	276	323	354	384
66 / 1676	30 / 762	191	210	243	256	316	372	405	438
66 / 1676	36 / 914	234	271	277	311	353	398	434	471
66 / 1676	42 / 1067	253	284	315	337	389	437	475	516
66 / 1676	48 / 1219	282	315	339	372	420	453	512	539
66 / 1676	54 / 1372	312	329	372	389	439	493	538	587
66 / 1676	60 / 1524	338	363	391	432	496	565	618	669
66 / 1676	66 / 1676	362	389	432	457	524	593	644	695
66 / 1676	72 / 1829	393	414	470	498	586	667	729	804
66 / 1676	78 / 1981	411	432	492	530	619	693	760	818
66 / 1676	84 / 2134	431	464	504	554	650	742	808	875
72 / 1829	24 / 610	238	245	253	303	343	410	445	486
72 / 1829	30 / 762	245	268	300	315	397	465	508	551
72 / 1829	36 / 914	300	315	339	383	436	491	532	579
72 / 1829	42 / 1067	311	358	393	414	473	532	584	630
72 / 1829	48 / 1219	348	391	420	461	508	531	614	638
72 / 1829	54 / 1372	384	406	461	475	534	598	657	713
72 / 1829	60 / 1524	413	444	476	524	602	687	751	814
72 / 1829	66 / 1676	442	475	527	558	638	720	780	843
72 / 1829	72 / 1829	486	509	581	610	720	823	900	985
72 / 1829	78 / 1981	506	524	604	653	761	839	927	992
72 / 1829	84 / 2134	526	570	619	680	801	908	992	1069

Pricing is continued on the following page.

Xpress

B A W A T

Fabric Tackboard – Wall Panel Mounted (Continued)

DIMENSIONS INCHES / MM

PRICING

STARTING HEIGHT (P) (CONTINUED)

H	W	Gr. A/ COM	Gr. 1	Gr. 2	Gr. 3	Gr. 4	Gr. 5	Gr. 6	Gr. 7
81 / 2057	24 / 610	311	322	323	393	446	539	583	638
81 / 2057	30 / 762	327	356	384	406	520	603	664	722
81 / 2057	36 / 914	396	412	434	490	561	629	682	742
81 / 2057	42 / 1067	398	468	510	529	600	677	749	802
81 / 2057	48 / 1219	447	504	543	592	640	717	766	853
81 / 2057	54 / 1372	491	521	592	605	676	755	835	904
81 / 2057	60 / 1524	525	566	605	664	760	870	951	1034
81 / 2057	66 / 1676	562	605	672	711	808	910	985	1068
81 / 2057	72 / 1829	624	652	749	779	920	1056	1156	1255
81 / 2057	78 / 1981	652	664	773	836	976	1107	1176	1308
81 / 2057	84 / 2134	671	728	791	867	1026	1158	1268	1360

STARTING HEIGHT (M, X or H)

		Gr. A/ COM	Gr. 1	Gr. 2	Gr. 3	Gr. 4	Gr. 5	Gr. 6	Gr. 7
51 / 1295	24 / 610	116	128	139	148	170	189	210	225
51 / 1295	30 / 762	132	139	155	170	197	228	250	271
51 / 1295	36 / 914	154	165	185	197	233	268	292	315
51 / 1295	42 / 1067	172	185	202	218	252	285	313	339
51 / 1295	48 / 1219	186	197	219	238	276	315	344	375
51 / 1295	54 / 1372	198	214	238	256	300	341	372	400
51 / 1295	60 / 1524	222	242	268	288	336	383	420	451
51 / 1295	66 / 1676	242	256	284	306	354	402	441	476
51 / 1295	72 / 1829	254	272	303	328	383	438	477	503
51 / 1295	78 / 1981	269	288	319	344	402	461	502	542
51 / 1295	84 / 2134	283	305	337	365	424	484	527	571
57 / 1448	24 / 610	163	172	187	210	240	275	303	323
57 / 1448	30 / 762	178	187	212	229	276	321	350	380
57 / 1448	36 / 914	211	225	248	271	314	359	393	425
57 / 1448	42 / 1067	228	254	276	300	341	384	421	452
57 / 1448	48 / 1219	252	274	301	323	378	432	470	508
57 / 1448	54 / 1372	272	289	323	343	396	446	489	529
57 / 1448	60 / 1524	301	321	353	383	442	504	553	595
57 / 1448	66 / 1676	321	343	383	406	467	529	578	625
57 / 1448	72 / 1829	344	367	409	441	519	592	647	699
57 / 1448	78 / 1981	365	383	434	467	550	633	691	749
57 / 1448	84 / 2134	380	409	449	491	571	649	710	770
66 / 1676	24 / 610	211	219	234	268	310	360	394	427
66 / 1676	30 / 762	219	234	268	289	355	418	453	493
66 / 1676	36 / 914	257	301	311	343	397	449	492	531
66 / 1676	42 / 1067	284	321	353	376	431	483	526	570
66 / 1676	48 / 1219	316	348	378	414	467	508	571	605
66 / 1676	54 / 1372	344	366	414	433	493	555	605	656
66 / 1676	60 / 1524	375	405	438	476	551	627	686	743
66 / 1676	66 / 1676	405	433	480	506	581	656	714	774
66 / 1676	72 / 1829	437	462	523	555	653	747	815	881
66 / 1676	78 / 1981	460	476	547	590	692	780	856	918
66 / 1676	84 / 2134	477	519	564	617	720	816	891	964

Pricing is continued on the following page.

Xpress

BAWAT

Fabric Tackboard – Wall Panel Mounted (Continued)

DIMENSIONS INCHES / MM | **PRICING**

STARTING HEIGHT (M, X or H) (CONTINUED)

H	W	Gr. A/ COM	Gr. 1	Gr. 2	Gr. 3	Gr. 4	Gr. 5	Gr. 6	Gr. 7
72 / 1829	24 / 610	257	265	281	328	378	445	488	526
72 / 1829	30 / 762	265	281	322	348	436	511	558	604
72 / 1829	36 / 914	321	344	373	416	477	539	590	640
72 / 1829	42 / 1067	342	393	431	453	516	579	633	686
72 / 1829	48 / 1219	384	425	457	502	556	587	672	703
72 / 1829	54 / 1372	418	441	502	520	588	660	723	782
72 / 1829	60 / 1524	449	488	524	571	657	749	818	886
72 / 1829	66 / 1676	488	520	578	609	695	782	850	921
72 / 1829	72 / 1829	527	556	632	667	786	902	986	1064
72 / 1829	78 / 1981	554	571	659	713	836	927	1023	1090
72 / 1829	84 / 2134	577	625	678	743	869	986	1074	1159
81 / 2057	24 / 610	328	333	352	417	477	574	627	674
81 / 2057	30 / 762	333	352	404	436	557	650	717	772
81 / 2057	36 / 914	417	426	468	525	598	674	755	802
81 / 2057	42 / 1067	431	502	547	571	644	724	795	861

STARTING HEIGHT (K)

		Gr. A/ COM	Gr. 1	Gr. 2	Gr. 3	Gr. 4	Gr. 5	Gr. 6	Gr. 7
51 / 1295	24 / 610	135	156	166	175	204	225	250	267
51 / 1295	30 / 762	160	164	181	204	237	275	301	323
51 / 1295	36 / 914	178	194	217	230	277	319	348	376
51 / 1295	42 / 1067	204	219	240	257	292	334	365	394
51 / 1295	48 / 1219	219	230	257	280	322	370	405	440
51 / 1295	54 / 1372	233	251	280	301	350	405	439	470
51 / 1295	60 / 1524	258	282	313	336	390	444	489	523
51 / 1295	66 / 1676	283	301	336	355	410	465	512	556
51 / 1295	72 / 1829	300	316	353	384	451	517	565	584
51 / 1295	78 / 1981	314	336	375	406	475	547	598	642
51 / 1295	84 / 2134	335	359	396	427	494	562	613	660
57 / 1448	24 / 610	190	196	205	242	272	322	354	382
57 / 1448	30 / 762	193	206	244	254	314	370	402	438
57 / 1448	36 / 914	244	256	276	308	354	397	438	471
57 / 1448	42 / 1067	252	289	314	337	389	438	477	512
57 / 1448	48 / 1219	283	313	339	370	432	491	535	578
57 / 1448	54 / 1372	310	329	370	390	441	495	538	586
57 / 1448	60 / 1524	338	363	391	432	496	567	620	668
57 / 1448	66 / 1676	360	390	434	453	523	592	647	695
57 / 1448	72 / 1829	394	414	467	499	587	668	728	785
57 / 1448	78 / 1981	411	432	492	529	620	721	784	850
57 / 1448	84 / 2134	431	462	504	553	650	739	807	876

Pricing is continued on the following page.

Xpress

B A W A T

Fabric Tackboard – Wall Panel Mounted (Continued)

DIMENSIONS INCHES / MM | **PRICING**

		STARTING HEIGHT (K) (CONTINUED)							
H	W	Gr. A/ COM	Gr. 1	Gr. 2	Gr. 3	Gr. 4	Gr. 5	Gr. 6	Gr. 7
66 / 1676	24 / 610	230	245	260	293	342	394	436	468
66 / 1676	30 / 762	249	258	292	322	393	464	503	547
66 / 1676	36 / 914	281	329	343	378	441	501	548	592
66 / 1676	42 / 1067	316	359	389	414	469	527	577	625
66 / 1676	48 / 1219	353	383	414	460	515	563	629	672
66 / 1676	54 / 1372	379	400	460	473	546	618	673	724
66 / 1676	60 / 1524	410	445	484	525	604	688	753	812
66 / 1676	66 / 1676	446	473	530	557	638	719	784	850
66 / 1676	72 / 1829	477	506	574	613	721	826	903	962
66 / 1676	78 / 1981	503	525	601	650	766	867	953	1020
66 / 1676	84 / 2134	529	572	624	680	790	895	974	1056
72 / 1829	24 / 610	279	283	310	354	410	480	526	567
72 / 1829	30 / 762	283	296	347	383	471	557	609	658
72 / 1829	36 / 914	344	375	407	449	524	592	648	699
72 / 1829	42 / 1067	375	431	465	494	556	626	684	742
81 / 2057	24 / 610	456	487	526	592	640	672	771	813
81 / 2057	30 / 762	480	510	592	599	703	803	877	932
81 / 2057	36 / 914	517	554	624	667	766	869	934	1030
81 / 2057	42 / 1067	576	599	676	713	809	909	991	1082

B A W A E

Felt Tackboard – Wall Panel Mounted

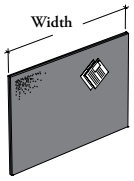

This felt tackboard can be installed on a Wall Panel.

WHAT'S INCLUDED
1 tackboard and Velcro® attachments.

WHAT'S EXCLUDED
Wall Panels.

NOTES
When the tackboard is used over a low Secondary Desk (B_MSDL, BH_SRL, BH_SBL or BH_SLL), it will **not** reach down to the worksurface.

Cannot span across two wall panels.

Cannot be used with :
- Wall Panel for Media (B_WMD)
- Wall Panel for Media and Shelves (B_WMO)

PRODUCT OPTIONS

Starting Height	Datum Height	Width	Felt Finish	Stitches Finish
M From 1 3/16" thick Work. (Standard Desk or Run-Off) **X** From 1 9/16" thick Work. (Standard Desk or Run-Off) **H** From High Secondary Desk (All Thicknesses) **B** From Bottom Shelf **P** From Power and Data **K** From Mid-Height	15, 51, 57, 66, 72, 81	24, 30, 36, 42, 48, 54, 60, 66, 72, 78, 84	Loft	**C** Carbon Coordinate **E** Shale Coordinate **G** Carrara Coordinate **M** Umber Coordinate

SAMPLE ORDER CODE

BAWAE X	51	54	RB11	C

DIMENSIONS INCHES / MM

PRICING

H	W	STARTING HEIGHT (B)	STARTING HEIGHT (P)	STARTING HEIGHT (M, X or H)	STARTING HEIGHT (K)
15 / 381	24 / 610	191	n/a	n/a	n/a
15 / 381	30 / 762	237	n/a	n/a	n/a
15 / 381	36 / 914	284	n/a	n/a	n/a
15 / 381	42 / 1067	334	n/a	n/a	n/a
15 / 381	48 / 1219	379	n/a	n/a	n/a
15 / 381	54 / 1372	425	n/a	n/a	n/a
15 / 381	60 / 1524	475	n/a	n/a	n/a
15 / 381	66 / 1676	520	n/a	n/a	n/a
15 / 381	72 / 1829	569	n/a	n/a	n/a
15 / 381	78 / 1981	617	n/a	n/a	n/a
15 / 381	84 / 2134	662	n/a	n/a	n/a
51 / 1295	24 / 610	n/a	162	210	256
51 / 1295	30 / 762	n/a	202	259	319
51 / 1295	36 / 914	n/a	243	312	382
51 / 1295	42 / 1067	n/a	281	366	447
51 / 1295	48 / 1219	n/a	321	416	511
51 / 1295	54 / 1372	n/a	363	468	574
51 / 1295	60 / 1524	n/a	402	522	640
51 / 1295	66 / 1676	n/a	442	572	702
51 / 1295	72 / 1829	n/a	484	625	765
51 / 1295	78 / 1981	n/a	523	678	832
51 / 1295	84 / 2134	n/a	563	728	894

Pricing is continued on the following page.

BAWAE

Felt Tackboard – Wall Panel Mounted (Continued)

DIMENSIONS INCHES / MM		PRICING			
H	W	STARTING HEIGHT (B)	STARTING HEIGHT (P)	STARTING HEIGHT (H or M, X)	STARTING HEIGHT (K)
57 / 1448	24 / 610	n/a	238	283	332
57 / 1448	30 / 762	n/a	297	355	413
57 / 1448	36 / 914	n/a	355	427	498
57 / 1448	42 / 1067	n/a	413	498	581
57 / 1448	48 / 1219	n/a	472	567	661
57 / 1448	54 / 1372	n/a	531	640	747
57 / 1448	60 / 1524	n/a	592	710	826
57 / 1448	66 / 1676	n/a	650	780	909
57 / 1448	72 / 1829	n/a	710	850	994
57 / 1448	78 / 1981	n/a	770	921	1075
57 / 1448	84 / 2134	n/a	828	994	1159
66 / 1676	24 / 610	n/a	312	360	407
66 / 1676	30 / 762	n/a	390	449	509
66 / 1676	36 / 914	n/a	468	538	610
66 / 1676	42 / 1067	n/a	547	629	713
66 / 1676	48 / 1219	n/a	625	719	813
66 / 1676	54 / 1372	n/a	702	809	916
66 / 1676	60 / 1524	n/a	780	899	1017
66 / 1676	66 / 1676	n/a	857	989	1120
66 / 1676	72 / 1829	n/a	937	1078	1220
66 / 1676	78 / 1981	n/a	1014	1168	1324
66 / 1676	84 / 2134	n/a	1091	1258	1423
72 / 1829	24 / 610	n/a	369	416	464
72 / 1829	30 / 762	n/a	462	522	581
72 / 1829	36 / 914	n/a	554	625	695
72 / 1829	42 / 1067	n/a	647	728	811
72 / 1829	48 / 1219	n/a	739	833	930
72 / 1829	54 / 1372	n/a	830	937	1042
72 / 1829	60 / 1524	n/a	921	1041	1159
72 / 1829	66 / 1676	n/a	1014	1145	1276
72 / 1829	72 / 1829	n/a	1106	1248	1389
72 / 1829	78 / 1981	n/a	1199	1353	1506
72 / 1829	84 / 2134	n/a	1292	1457	1622
81 / 2057	24 / 610	n/a	456	500	550
81 / 2057	30 / 762	n/a	569	631	691
81 / 2057	36 / 914	n/a	684	754	822
81 / 2057	42 / 1067	n/a	799	878	960
81 / 2057	48 / 1219	n/a	911	1005	1103
81 / 2057	54 / 1372	n/a	1021	1128	1229
81 / 2057	60 / 1524	n/a	1135	1253	1371
81 / 2057	66 / 1676	n/a	1249	1381	1509
81 / 2057	72 / 1829	n/a	1358	1503	1644
81 / 2057	78 / 1981	n/a	1478	1631	1780
81 / 2057	84 / 2134	n/a	1591	1753	1920

B A W A M

Glass Markerboard – Wall Panel Mounted

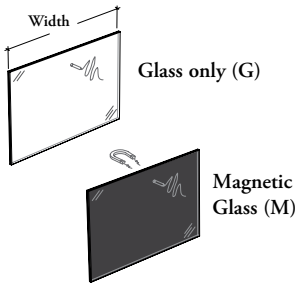

This markerboard can be installed on a Wall Panel.

WHAT'S INCLUDED
1 glass markerboard, mounting extrusion, double face tape attachment, rare earth magnets (magnetic glass only), and mounting hardware.

WHAT'S EXCLUDED
Wall Panels and Marker Holder for Markerboard.

NOTES
When the markerboard is used over a low secondary desk (B_MSDL, BH_SRL, BH_SBL or BH_SLL), it will **not** reach down to the worksurface.

Cannot span across two wall panels.

Cannot be used with :
- Wall Panel for Media (B_WMD)
- Wall Panel for Media and Shelves (B_WMO)

PRODUCT OPTIONS

Markerboard Style	Starting Height	Datum Height	Width	Glass Finish
G Glass only **M** Magnetic Glass	**M** From 1 3/16" thick Work. (Standard Desk or Run-Off) **X** From 1 9/16" thick Work. (Standard Desk or Run-Off) **H** From High Secondary Desk (All Thicknesses) **B** From Bottom Shelf **P** From Power and Data **K** From Mid-Height	15, 51, 57, 66, 72, 81	24, 30, 36, 42, 48, 54, 60, 66, 72, 78, 84	Back-Painted

SAMPLE ORDER CODE

BAWAM G	M	51	72	K1

DIMENSIONS
INCHES / MM

PRICING

H	W	Starting Height (B)	Starting Height (P)	Starting Height (M or X)	Starting Height (H)	Starting Height (K)
		GLASS ONLY (G)				
		BACK-PAINTED GLASS				
15 / 381	24 / 610	314	n/a	n/a	n/a	n/a
15 / 381	30 / 762	379	n/a	n/a	n/a	n/a
15 / 381	36 / 914	441	n/a	n/a	n/a	n/a
15 / 381	42 / 1067	500	n/a	n/a	n/a	n/a
15 / 381	48 / 1219	563	n/a	n/a	n/a	n/a
15 / 381	54 / 1372	626	n/a	n/a	n/a	n/a
15 / 381	60 / 1524	684	n/a	n/a	n/a	n/a
15 / 381	66 / 1676	748	n/a	n/a	n/a	n/a
15 / 381	72 / 1829	808	n/a	n/a	n/a	n/a
15 / 381	78 / 1981	875	n/a	n/a	n/a	n/a
15 / 381	84 / 2134	932	n/a	n/a	n/a	n/a

Pricing is continued on the following page.

BAWAM

Glass Markerboard – Wall Panel Mounted (Continued)

DIMENSIONS INCHES / MM | **PRICING**

GLASS ONLY (G) (CONTINUED)

BACK-PAINTED GLASS

H	W	Starting Height (B)	Starting Height (P)	Starting Height (M or X)	Starting Height (H)	Starting Height (K)
51 / 1295	24 / 610	n/a	268	345	345	427
51 / 1295	30 / 762	n/a	315	416	416	517
51 / 1295	36 / 914	n/a	367	484	484	599
51 / 1295	42 / 1067	n/a	414	550	550	683
51 / 1295	48 / 1219	n/a	465	619	619	773
51 / 1295	54 / 1372	n/a	515	687	687	859
51 / 1295	60 / 1524	n/a	562	752	752	942
51 / 1295	66 / 1676	n/a	613	823	823	1032
51 / 1295	72 / 1829	n/a	660	888	888	1115
51 / 1295	78 / 1981	n/a	712	961	961	1208
51 / 1295	84 / 2134	n/a	757	1024	1024	1291
57 / 1448	24 / 610	n/a	416	453	453	493
57 / 1448	30 / 762	n/a	501	550	550	595
57 / 1448	36 / 914	n/a	584	641	641	698
57 / 1448	42 / 1067	n/a	666	729	729	794
57 / 1448	48 / 1219	n/a	751	825	825	899
57 / 1448	54 / 1372	n/a	835	916	916	999
57 / 1448	60 / 1524	n/a	916	1009	1009	1100
57 / 1448	66 / 1676	n/a	999	1099	1099	1199
57 / 1448	72 / 1829	n/a	1087	1197	1197	1306
57 / 1448	78 / 1981	n/a	1169	1288	1288	1407
57 / 1448	84 / 2134	n/a	1254	1381	1381	1507
66 / 1676	24 / 610	n/a	449	530	530	613
66 / 1676	30 / 762	n/a	539	641	641	743
66 / 1676	36 / 914	n/a	635	752	752	869
66 / 1676	42 / 1067	n/a	723	859	859	995
66 / 1676	48 / 1219	n/a	818	971	971	1126
66 / 1676	54 / 1372	n/a	909	1081	1081	1252
66 / 1676	60 / 1524	n/a	999	1191	1191	1384
66 / 1676	66 / 1676	n/a	1090	1300	1300	1512
66 / 1676	72 / 1829	n/a	1184	1410	1410	1637
66 / 1676	78 / 1981	n/a	1276	1520	1520	1766
66 / 1676	84 / 2134	n/a	1369	1632	1632	1893
72 / 1829	24 / 610	n/a	520	598	598	680
72 / 1829	30 / 762	n/a	626	726	726	829
72 / 1829	36 / 914	n/a	731	853	853	971
72 / 1829	42 / 1067	n/a	839	977	977	1112
72 / 1829	48 / 1219	n/a	950	1104	1104	1259
72 / 1829	54 / 1372	n/a	1059	1229	1229	1402
72 / 1829	60 / 1524	n/a	1165	1354	1354	1543
72 / 1829	66 / 1676	n/a	1268	1476	1476	1685
72 / 1829	72 / 1829	n/a	1376	1601	1601	1826
72 / 1829	78 / 1981	n/a	1479	1722	1722	1965
72 / 1829	84 / 2134	n/a	1583	1846	1846	2105

Pricing is continued on the following page.

B A W A M

Glass Markerboard – Wall Panel Mounted (Continued)

DIMENSIONS INCHES / MM | **PRICING**

GLASS ONLY (G) (CONTINUED)

BACK-PAINTED GLASS

H	W	Starting Height (B)	Starting Height (P)	Starting Height (M or X)	Starting Height (H)	Starting Height (K)
81 / 2057	24 / 610	n/a	626	698	698	780
81 / 2057	30 / 762	n/a	755	855	855	959
81 / 2057	36 / 914	n/a	877	1004	1004	1124
81 / 2057	42 / 1067	n/a	1015	1154	1154	1286
81 / 2057	48 / 1219	n/a	1147	1304	1304	1461
81 / 2057	54 / 1372	n/a	1284	1453	n/a	n/a
81 / 2057	60 / 1524	n/a	1413	1600	n/a	n/a
81 / 2057	66 / 1676	n/a	1533	1741	n/a	n/a
81 / 2057	72 / 1829	n/a	1664	1886	n/a	n/a
81 / 2057	78 / 1981	n/a	1784	2026	n/a	n/a
81 / 2057	84 / 2134	n/a	1904	2166	n/a	n/a

MAGNETIC GLASS (M)

BACK-PAINTED GLASS

		Starting Height (B)	Starting Height (P)	Starting Height (M or X)	Starting Height (H)	Starting Height (K)
15 / 381	24 / 610	349	n/a	n/a	n/a	n/a
15 / 381	30 / 762	413	n/a	n/a	n/a	n/a
15 / 381	36 / 914	479	n/a	n/a	n/a	n/a
15 / 381	42 / 1067	541	n/a	n/a	n/a	n/a
15 / 381	48 / 1219	606	n/a	n/a	n/a	n/a
15 / 381	54 / 1372	672	n/a	n/a	n/a	n/a
15 / 381	60 / 1524	735	n/a	n/a	n/a	n/a
15 / 381	66 / 1676	800	n/a	n/a	n/a	n/a
15 / 381	72 / 1829	864	n/a	n/a	n/a	n/a
15 / 381	78 / 1981	932	n/a	n/a	n/a	n/a
15 / 381	84 / 2134	991	n/a	n/a	n/a	n/a
51 / 1295	24 / 610	n/a	305	384	384	465
51 / 1295	30 / 762	n/a	355	453	453	554
51 / 1295	36 / 914	n/a	409	527	527	647
51 / 1295	42 / 1067	n/a	461	593	593	726
51 / 1295	48 / 1219	n/a	515	667	667	822
51 / 1295	54 / 1372	n/a	566	739	739	909
51 / 1295	60 / 1524	n/a	617	807	807	997
51 / 1295	66 / 1676	n/a	667	879	879	1090
51 / 1295	72 / 1829	n/a	722	951	951	1180
51 / 1295	78 / 1981	n/a	776	1024	1024	1272
51 / 1295	84 / 2134	n/a	825	1089	1089	1354
57 / 1448	24 / 610	n/a	418	496	496	574
57 / 1448	30 / 762	n/a	494	593	593	693
57 / 1448	36 / 914	n/a	570	688	688	807
57 / 1448	42 / 1067	n/a	645	781	781	917
57 / 1448	48 / 1219	n/a	723	879	879	1033
57 / 1448	54 / 1372	n/a	801	971	971	1145
57 / 1448	60 / 1524	n/a	877	1069	1069	1262
57 / 1448	66 / 1676	n/a	954	1165	1165	1376
57 / 1448	72 / 1829	n/a	1033	1262	1262	1487
57 / 1448	78 / 1981	n/a	1110	1354	1354	1598
57 / 1448	84 / 2134	n/a	1186	1445	1445	1702

Pricing is continued on the following page.

BAWAM

Glass Markerboard – Wall Panel Mounted (Continued)

DIMENSIONS INCHES / MM | **PRICING**

MAGNETIC GLASS (M) (CONTINUED)

BACK-PAINTED GLASS

H	W	Starting Height (B)	Starting Height (P)	Starting Height (M or X)	Starting Height (H)	Starting Height (K)
66 / 1676	24 / 610	n/a	496	577	577	657
66 / 1676	30 / 762	n/a	589	688	688	785
66 / 1676	36 / 914	n/a	686	804	804	918
66 / 1676	42 / 1067	n/a	777	914	914	1049
66 / 1676	48 / 1219	n/a	876	1031	1031	1188
66 / 1676	54 / 1372	n/a	968	1142	1142	1318
66 / 1676	60 / 1524	n/a	1063	1254	1254	1445
66 / 1676	66 / 1676	n/a	1158	1362	1362	1570
66 / 1676	72 / 1829	n/a	1254	1480	1480	1708
66 / 1676	78 / 1981	n/a	1348	1587	1587	1826
66 / 1676	84 / 2134	n/a	1442	1692	1692	1943
72 / 1829	24 / 610	n/a	566	647	647	724
72 / 1829	30 / 762	n/a	680	777	777	877
72 / 1829	36 / 914	n/a	785	906	906	1024
72 / 1829	42 / 1067	n/a	900	1033	1033	1167
72 / 1829	48 / 1219	n/a	1009	1165	1165	1322
72 / 1829	54 / 1372	n/a	1120	1294	1294	1467
72 / 1829	60 / 1524	n/a	1228	1419	1419	1609
72 / 1829	66 / 1676	n/a	1340	1525	1525	1708
72 / 1829	72 / 1829	n/a	1449	1629	1629	1808
72 / 1829	78 / 1981	n/a	1559	1735	1735	1912
72 / 1829	84 / 2134	n/a	1668	1840	1840	2011
81 / 2057	24 / 610	n/a	672	753	753	825
81 / 2057	30 / 762	n/a	815	910	910	1013
81 / 2057	36 / 914	n/a	935	1058	1058	1184
81 / 2057	42 / 1067	n/a	1085	1212	1212	1345
81 / 2057	48 / 1219	n/a	1211	1366	1366	1523
81 / 2057	54 / 1372	n/a	1350	1520	n/a	n/a
81 / 2057	60 / 1524	n/a	1477	1665	n/a	n/a
81 / 2057	66 / 1676	n/a	1614	1768	n/a	n/a
81 / 2057	72 / 1829	n/a	1741	1851	n/a	n/a
81 / 2057	78 / 1981	n/a	1877	1955	n/a	n/a
81 / 2057	84 / 2134	n/a	2007	2062	n/a	n/a

Xpress

B A C T
Tray for Markeboard

This Markerboard Tray is installed on markerboard to provide storage for markers and eraser.

WHAT'S INCLUDED
1 tray markerboard and Velcro® attachments.

WHAT'S EXCLUDED
Markerboard, Marker, and Eraser.

NOTES
Can be installed on a Glass Markerboard.

Can also be used freestanding on a worksurface with Velcro® bands.

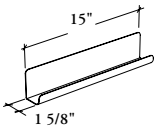

PRODUCT OPTIONS

Finish
Foundation
Mica
Accent

SAMPLE ORDER CODE

BACT 52

PRICING

76

BACMT
Marker Holder for Markerboard

WHAT'S INCLUDED
1 marker holder and Velcro® attachment.

WHAT'S EXCLUDED
Markerboard, Marker, and Eraser.

NOTES
Can be installed on a Glass Markerboard.

Can also be used freestanding on a worksurface.

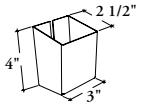

PRODUCT OPTIONS

Finish
Foundation
Accent
Mica

SAMPLE ORDER CODE

BACMT E

PRICING

	64

Xpress

B A R E M
Rare Earth Magnet Kit

These magnet can be used with Magnetic Glass Markerboard, Personal Screen – Felt (BAPSE) or Accessory Metal Shelves (BBAMS)

WHAT'S INCLUDED
4 or 24 rare earth magnets (as specified).

WHAT'S EXCLUDED
Magnetic Glass Markerboard, Personal Screen – Felt and Accessory Metal Shelves.



PRODUCT OPTIONS

Quantity of Magnet
04, 24

SAMPLE ORDER CODE

BAREM 04

QUANTITY OF MAGNET	PRICING
4	29
24	100

freestanding storage & accessories

freestanding storage & accessories product map

B S N S Metal Pedestal

Page 1046

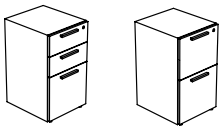

B S N M Metal Mobile Pedestal

Page 1048

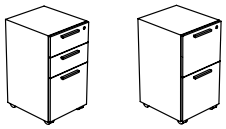

B S P S S Pedestal

Page 1050

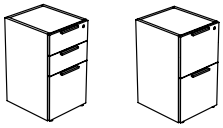

B S P M S Mobile Pedestal

Page 1052



B S M C S Mobile Pedestal with Seat Cushion

Page 1054



B S P U S Suspended Pedestal

Page 1056



B S N C P Metal Combo Pedestal

Page 1058



B S C P S Combo Pedestal

Page 1060

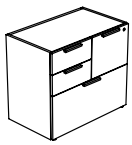

freestanding storage & accessories product map

B S N L F Metal Lateral File

Page 1062



B S L F S Lateral File

Page 1064

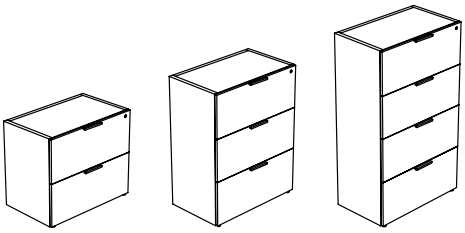

B S C D S Storage Cabinet – Solid Doors

Page 1066

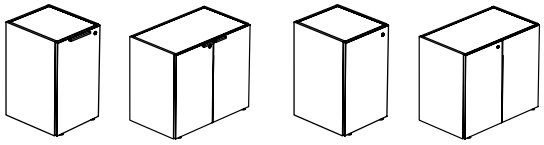

B S C D G S Storage Cabinet – Glass Doors

Page 1070

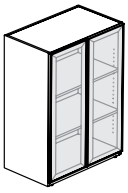

B S C C Storage Cabinet with Drawer(s)

Page 1072

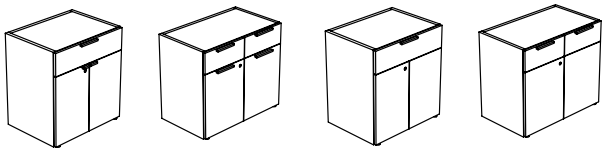

B S U O B Underworksurface Bookcase

Page 1074

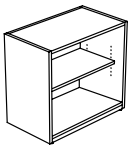

B S M P S Mid-Height Stretch Pedestal

Page 1076

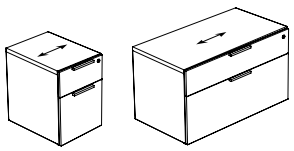

B S M F L Mid-Height Credenza – Open and Drawers

Page 1078

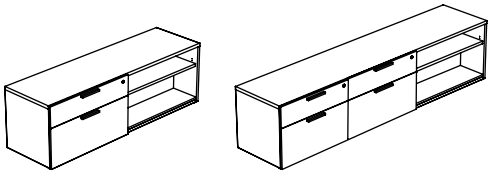

freestanding storage & accessories product map

B C F S O Open Tower

Page 1080

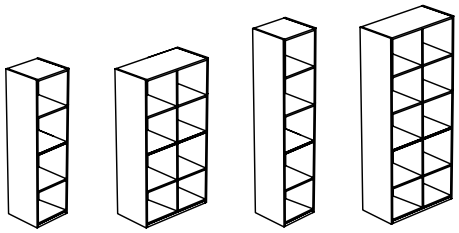

B F R L Tower with Full Solid Door

Page 1082

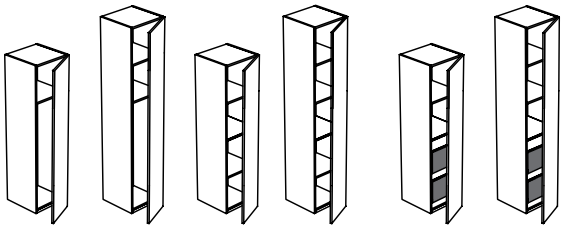

B F R G Tower with Full Glass Door

Page 1084

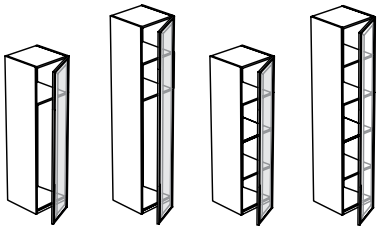

B F D S Tower with Drawers – Solid Door

Page 1086

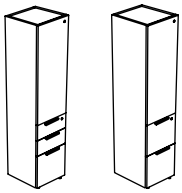

B F D O S Tower with Drawers – Open Shelves

Page 1088

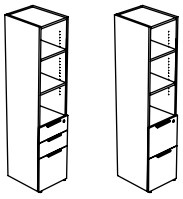

B S W F S Half Wardrobe Filing Cabinet

Page 1090

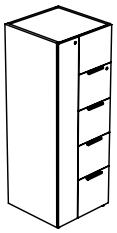

B S C W O S Half Wardrobe Unit with Drawers – Open Shelves

Page 1092

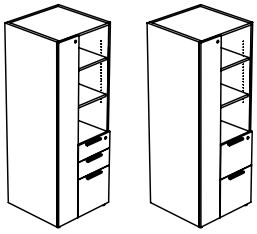

B S C W S Half Wardrobe Unit with Drawers – Solid Doors

Page 1096

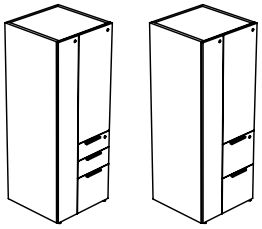

freestanding storage & accessories product map

B S C W G Half Wardrobe Unit with Drawers – Glass Door

Page 1100

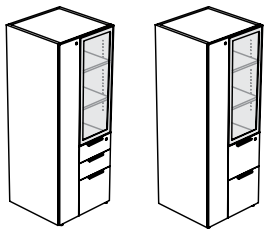

B S U S Storage Unit – Solid Doors

Page 1106

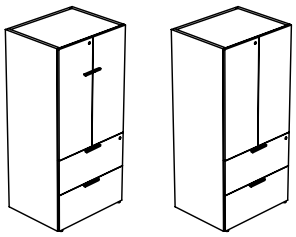

B S U O S Storage Unit – Open Shelves

Page 1108

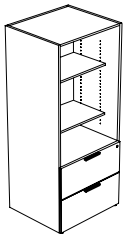

B S U G Storage Unit – Glass Doors

Page 1110

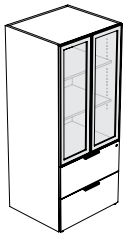

B S W U S Storage Unit with Wardrobe – Solid Doors

Page 1114

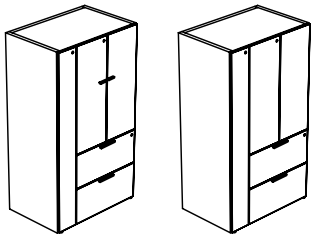

B S D S 4-Door Storage Cabinet – Solid Doors

Page 1116

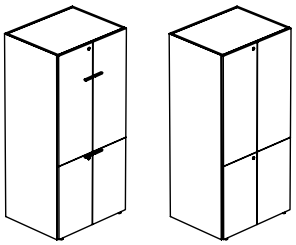

B S D G 4-Door Storage Cabinet – Glass Doors

Page 1118

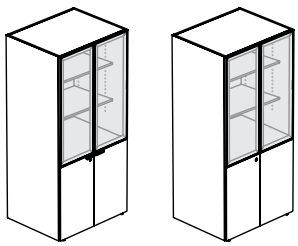

B S W C S Wardrobe Cabinet – Solid Doors

Page 1120

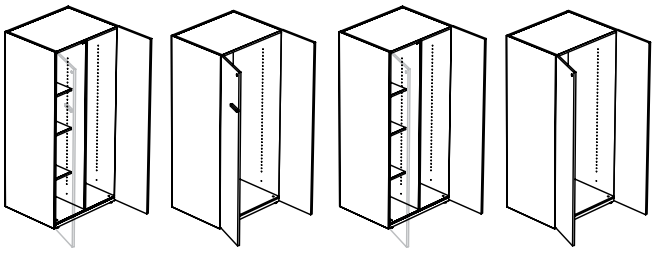

freestanding storage & accessories product map

B S W C G Wardrobe Cabinet – Glass Doors

Page 1122

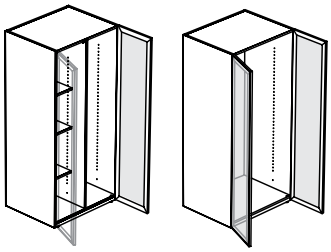

B S S S Storage Mounted Bookcase

Page 1124

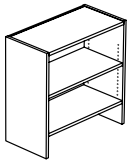

B S O B Bookcase

Page 1126

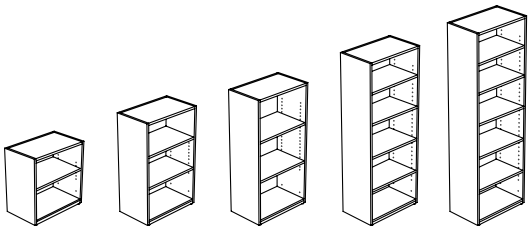

B X H K Hang-On Kit

Page 1128

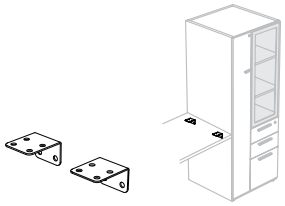

B _ N S T R Top for Metal Storage

Page 1129

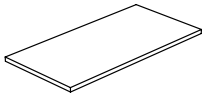

B _ S T R Top for Solid Storage

Page 1130

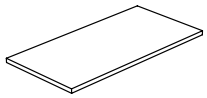

B S H S Shelf for Storage Cabinet

Page 1132

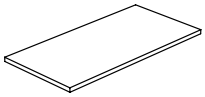

B S H T Shelf for Towers

Page 1133

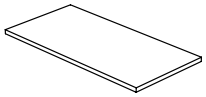

freestanding storage & accessories product map

B S H B Shelf for Bookcase (1-in)

Page 1134

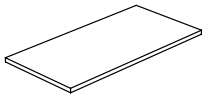

R S L B Hanging File Bar

Page 1135

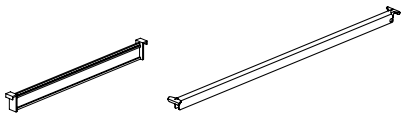

R B N S A Metal Storage Accessories

Page 1136

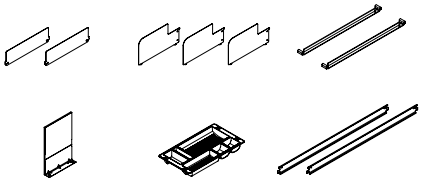

K Locks and Keys

Page 1137



S O K L Set of Keys Alike

Page 1138

Xpress

B S N S
Metal Pedestal

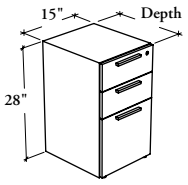

Box, Box, File (B)



File, File (F)

This storage with metal casing is lockable and has a variety of drawer depths and configurations that provides storage below the worksurface. Refer to the Freestanding Storage Compatibility in the Application Guide.

WHAT'S INCLUDED

1 pedestal, pulls (as specified), levelers, counterweight (as specified), lock and keys (as specified), and accessories listed below:

	Drawer Configuration	
	B	F
Pencil Tray	1	n/a
Drawer Divider	1	n/a
12" Hanging File Bar	1	2

WHAT'S EXCLUDED

Top for Metal Storage and Metal Storage Accessories.

NOTES

This pedestal has a central locking system and full extension drawers that can accommodate both letter- and legal-size paper.

Counterweight must be specified when a pedestal will **not** be used under a worksurface.

The included 12" hanging file bars are to be installed along the width only.

Drawer datum line will **not** match with any laminate storage when positioned side-by-side.

When Metal Storage are positioned side-by-side, ensure product is leveled. If front/door alignment is needed, it can be done by either releasing the front mounting screws, adjusting the front/door and tightening the screws, or by using hinge adjustments to ensure an equal gap.

Metal Front Style (M) is available with Metal Drawer Front Finish only.

Solid Front Style (S) is available with Laminate Drawer Front Finish only.

Edge trim finish on drawer front always match drawer front finish.

The Coordinate Colors for case finish are avalaible with Laminate drawer front finishes only.

Not all product options are available as Xpress, Please see Xpress catalogue and/or specification software for details.

PRODUCT OPTIONS

Front Style	Depth	Height	Drawer Configuration	Drawer Front Finish
S Solid	18, 22	28	**B** Box, Box, File	**Metal Front:**
M Metal			**F** File, File	• Foundation
				• Mica
				Laminate Front:
				• Source Laminate
				• Foundation Laminate
				• Grade 2 Laminate (No Accents)

SAMPLE ORDER CODE

BSNS M	18	28	B	2D

PRODUCT OPTIONS CONTINUED

Case Finish	Pull Style	Pull Finish	Key Style	Counterweight Option
Foundation	**1** Standard Expansion	Foundation	**K** Keyed Alike	**W** Counterweight
Mica	**9** Rectangular	Mica	**R** Keyed Randomly	**N** No Counterweight
Coordinate Colors	**E** Edge – Standard		**N** No Lock	
	F Edge – Small			
	M Modern Straight (ADA)			
	S Slim			

SAMPLE ORDER CODE CONTINUED

52	1	52	R	C

See Pricing on the following page.

Xpress

BSNS
Metal Pedestal (Continued)

DIMENSIONS INCHES / MM		PRICING						COUNTERWEIGHTS
		METAL FRONT (M)						
		FOUNDATION CASE FINISH			MICA CASE FINISH			
		DRAWER FRONT FINISH						
D	H	Foundation	Mica		Foundation	Mica		
18 / 457	28 / 711	592	610		635	653		73
22 / 559	28 / 711	627	645		672	690		73
		SOLID FRONT (S)						
		FOUNDATION OR COORDINATE COLOR CASE FINISH			MICA CASE FINISH			
		DRAWER FRONT FINISH						
		Source Laminate	Foundation Laminate	Grade 2 Laminate	Source Laminate	Foundation Laminate	Grade 2 Laminate	
18 / 457	28 / 711	691	738	835	736	783	880	73
22 / 559	28 / 711	727	774	871	774	821	918	73

Xpress

B S N M
Metal Mobile Pedestal

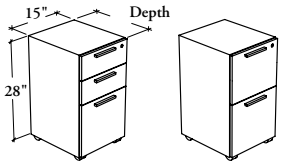

Box, Box, File (B) **File, File (F)**

This storage with metal casing is lockable and has a variety of drawer depths and configurations that provides storage below the worksurface. Refer to the Freestanding Storage Compatibility in the Application Guide.

WHAT'S INCLUDED

1 pedestal, pulls (as specified), casters, counterweight, lock and keys (as specified), and accessories listed below:

	Drawer Configuration	
	B	F
Pencil Tray	1	n/a
Drawer Divider	1	n/a
12" Hanging File Bar	1	2

WHAT'S EXCLUDED

Top for Metal Storage and Metal Storage Accessories.

NOTES

This pedestal has a central locking system and full extension drawers that can accommodate both letter- and legal-size paper.

The included 12" hanging file bars are to be installed along the width only.

Drawer datum line will **not** match with any laminate storage when positioned side-by-side.

When Metal Storage are positioned side-by-side, ensure product is leveled. If front/door alignment is needed, it can be done by either releasing the front mounting screws, adjusting the front/door and tightening the screws, or by using hinge adjustments to ensure an equal gap.

Metal Front Style (M) is available with Metal Drawer Front Finish only.

Solid Front Style (S) is available with Laminate Drawer Front Finish only.

Edge trim finish on drawer front always match drawer front finish.

The Coordinate Colors for case finish are avalaible with Laminate drawer front finishes only.

Not all product options are available as Xpress, Please see Xpress catalogue and/or specification software for details.

PRODUCT OPTIONS

Front Style	Depth	Height	Drawer Configuration	Drawer Front Finish
S Solid	18, 22	28	**B** Box, Box, File	**Metal Front:**
M Metal			**F** File, File	• Foundation
				• Mica
				Laminate Front:
				• Source Laminate
				• Foundation Laminate
				• Grade 2 Laminate (No Accents)

SAMPLE ORDER CODE

BSNM M	18	28	B	2D

PRODUCT OPTIONS CONTINUED

Case Finish	Pull Style	Pull Finish	Key Style
Foundation	**1** Standard Expansion	Foundation	**K** Keyed Alike
Mica	**9** Rectangular	Mica	**R** Keyed Randomly
Coordinate Colors	**E** Edge – Standard		**N** No Lock
	F Edge – Small		
	M Modern Straight (ADA)		
	S Slim		

SAMPLE ORDER CODE CONTINUED

52	1	52	R

See Pricing on the following page.

Xpress

B S N M
Metal Mobile Pedestal (Continued)

DIMENSIONS INCHES / MM

PRICING

METAL FRONT (M)

D	H	FOUNDATION CASE FINISH / DRAWER FRONT FINISH: Foundation	FOUNDATION CASE FINISH / DRAWER FRONT FINISH: Mica	MICA CASE FINISH: Foundation	MICA CASE FINISH: Mica
18 / 457	28 / 711	763	781	809	827
22 / 559	28 / 711	802	820	847	865

DEVANT EN PLACAGE (S)

D	H	FOUNDATION OR COORDINATE COLOR CASE FINISH / DRAWER FRONT FINISH: Source Laminate	Foundation Laminate	Grade 2 Laminate	MICA CASE FINISH: Source Laminate	Foundation Laminate	Grade 2 Laminate
18 / 457	28 / 711	835	882	979	880	927	1024
22 / 559	28 / 711	869	916	1013	914	961	1058

Xpress

B S P S S
Pedestal

This storage is lockable and has a variety of drawer depths and configurations. Refer to the Freestanding Storage Compatibility in the Application Guide.

WHAT'S INCLUDED
1 pedestal, pulls (as specified), levelers, lock and keys (as specified), and accessories as listed below:

	Drawer Configuration	
	B	F
Pencil Tray	1	n/a
Drawer Divider	1	n/a
12" Hanging File Bar	1	2

WHAT'S EXCLUDED
Top for Solid Storage.

NOTES
This pedestal has a central locking system and full extension drawers that can accommodate both letter- and legal-size paper.

Drawers for 30" deep pedestals are 20" deep.

The included 12" hanging file bars are to be installed along the width only.

Edge trim finish on drawer front always match drawer front finish.

Not all finishes are available as Xpress, Please see Xpress catalogue and/or specification software for details.

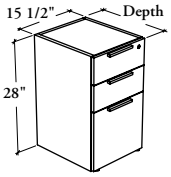

Box, Box, File (B)

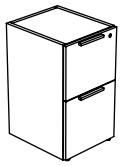
File, File (F)

PRODUCT OPTIONS

Storage Style	Depth	Height	Drawer Configuration	Drawer Front Finish
P Pulls	18, 22, 24, 30	28	**B** Box, Box, File	Source Laminate
			F File, File	Foundation Laminate
				Grade 2 Laminate (No Accents)
				Flintwood (No Cathedral)

SAMPLE ORDER CODE

BSPSS P	**18**	**28**	**F**	**3E**

PRODUCT OPTIONS CONTINUED

Case Finish	Pull Style	Pull Finish	Key Style
Source Laminate	**1** Standard Expansion	Foundation	**K** Keyed Alike
Flintwood (No Cathedral)	**9** Rectangular	Mica	**R** Keyed Randomly
	E Edge – Standard		**N** No Lock
	F Edge – Small		
	M Modern Straight (ADA)		
	S Slim		

SAMPLE ORDER CODE CONTINUED

LE	**1**	**52**	**R**

See Pricing on the following page.

Xpress

B S P S S
Pedestal (Continued)

DIMENSIONS INCHES / MM

PRICING

FILE, FILE (F)

D	H	SOURCE LAMINATE CASE FINISH / DRAWER FRONT FINISH: Source Laminate	Foundation Laminate	Grade 2 Laminate	Flintwood	FLINTWOOD CASE FINISH: Grade 2 Laminate	Flintwood
18 / 457	28 / 711	963	1017	1107	1530	2559	2983
22 / 559	28 / 711	1008	1069	1151	1602	2674	3124
24 / 610	28 / 711	1051	1110	1195	1666	2707	3178
30 / 762	28 / 711	1184	1230	1327	1851	2912	3436

BOX, BOX, FILE (B)

D	H	SOURCE LAMINATE CASE FINISH / DRAWER FRONT FINISH: Source Laminate	Foundation Laminate	Grade 2 Laminate	Flintwood	FLINTWOOD CASE FINISH: Grade 2 Laminate	Flintwood
18 / 457	28 / 711	1009	1060	1152	1588	2734	3170
22 / 559	28 / 711	1069	1102	1213	1653	2822	3261
24 / 610	28 / 711	1106	1145	1249	1715	2849	3314
30 / 762	28 / 711	1225	1264	1369	1896	3011	3538

Xpress

B S P M S
Mobile Pedestal

This storage is lockable and has a variety of drawer depths and configurations. Refer to the Freestanding Storage Compatibility in the Application Guide.

WHAT'S INCLUDED

1 pedestal, pulls (as specified), casters, lock and keys (as specified), and accessories as listed below:

	Drawer Configuration		
	A	B	F
Pencil Tray	1	1	n/a
Drawer Divider	1	1	n/a
12" Hanging File Bar	1	1	2

WHAT'S EXCLUDED

Top for Solid Storage and Seat Cushion.

NOTES

This pedestal has a central locking system and full extension drawers that can accommodate both letter- and legal-size paper.

Drawers for 30" deep pedestals are 20" deep.

The included 12" hanging file bars are to be installed along the width only.

Edge trim finish on drawer front always match drawer front finish.

Not all finishes are available as Xpress, Please see Xpress catalogue and/or specification software for details.

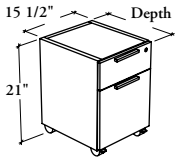

Box, File (A)



Box, Box, File (B)



File, File (F)

PRODUCT OPTIONS

Storage Style	Depth	Height	Drawer Configuration	Drawer Front Finish
P Pulls	18, 22, 30	21, 28	**A** Box, File	Source Laminate
			B Box, Box, File	Foundation Laminate
			F File, File	Grade 2 Laminate (No Accents)
				Flintwood (No Cathedral)

SAMPLE ORDER CODE

BSPMS P	18	28	F	3E

PRODUCT OPTIONS CONTINUED

Case Finish	Pull Style	Pull Finish	Key Style
Source Laminate	**1** Standard Expansion	Foundation	**K** Keyed Alike
Flintwood (No Cathedral)	**9** Rectangular	Mica	**R** Keyed Randomly
	E Edge – Standard		**N** No Lock
	F Edge – Small		
	M Modern Straight (ADA)		
	S Slim		

SAMPLE ORDER CODE CONTINUED

LE	1	52	R

See Pricing on the following page.

Xpress

B S P M S
Mobile Pedestal (Continued)

DIMENSIONS INCHES / MM		PRICING					
		BOX, FILE (A)					
		SOURCE LAMINATE CASE FINISH				FLINTWOOD CASE FINISH	
		DRAWER FRONT FINISH					
D	H	Source Laminate	Foundation Laminate	Grade 2 Laminate	Flintwood	Grade 2 Laminate	Flintwood
18 / 457	21 / 533	738	818	846	1201	2264	2620
		FILE, FILE (F)					
18 / 457	28 / 711	963	1017	1107	1530	2559	2983
22 / 559	28 / 711	1008	1069	1151	1602	2674	3124
30 / 762	28 / 711	1184	1230	1327	1851	2912	3436
		BOX, BOX, FILE (B)					
18 / 457	28 / 711	1009	1060	1152	1588	2734	3170
22 / 559	28 / 711	1069	1102	1213	1653	2822	3261
30 / 762	28 / 711	1225	1264	1369	1896	3011	3538

B S M C S
Mobile Pedestal with Seat Cushion

The Mobile Pedestal with Seat Cushion is a small, personal storage unit providing temporary, casual seating within a workstation. It can be stored beneath any worksurface with a minimum height of 22".

WHAT'S INCLUDED
1 pedestal, 1 seat cushion, 1 pencil tray, 1 drawer divider, 1 12" hanging file bar, pulls (as specified), casters, lock and keys (as specified).

NOTES
The included 12" hanging file bar is to be installed along the width only.

Edge trim finish on drawer front always match drawer front finish.

Yardage requirement for com or col is 0.7 yards for two cushions.

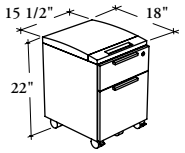

Box, File (BF)

PRODUCT OPTIONS

Storage Style	Depth	Drawer Configuration	Seat Upholstery Finish	Drawer Front Finish
P Pulls	18	**BF** Box, File	Fabrics	Source Laminate
			Leather	Foundation Laminate
				Grade 2 Laminate (No Accents)
				Flintwood (No Cathedral)

SAMPLE ORDER CODE

BSMCS P	**18**	**BF**	**L204**	**ST**

PRODUCT OPTIONS CONTINUED

Case Finish	Pull Style	Pull Finish	Key Style
Source Laminate	**1** Standard Expansion	Foundation	**K** Keyed Alike
Flintwood (No Cathedral)	**9** Rectangular	Mica	**R** Keyed Randomly
	E Edge – Standard		**N** No Lock
	F Edge – Small		
	M Modern Straight (ADA)		
	S Slim		

SAMPLE ORDER CODE CONTINUED

LE	**9**	**52**	**R**

See Pricing on the following page.

BSMCS

Mobile Pedestal with Seat Cushion (Continued)

BOX, FILE (BF)

DIMENSIONS INCHES / MM	PRICING													
	SOURCE LAMINATE DRAWER / SOURCE LAMINATE CASE													
D	Gr. 1	COM/ Gr. 2	COL/ Gr. 3	Gr. 4	Gr. 5	Gr. 6	Gr. 7	Gr. 8	Gr. 9	Gr. 10	Leather/ Gr. LA	Gr. LB	Gr. LC	Gr. LD
18 / 457	1330	1362	1462	1519	1588	1639	1694	1747	1764	1780	1780	1820	1950	1988
	FOUNDATION LAMINATE DRAWER / SOURCE LAMINATE CASE													
18 / 457	1410	1442	1542	1599	1668	1719	1774	1827	1844	1860	1860	1900	2030	2068
	GRADE 2 LAMINATE DRAWER / SOURCE LAMINATE CASE													
18 / 457	1465	1497	1597	1654	1723	1774	1829	1882	1899	1915	1915	1955	2085	2123
	FLINTWOOD DRAWER / SOURCE LAMINATE CASE													
18 / 457	1794	1826	1926	1983	2052	2103	2158	2211	2228	2244	2244	2284	2414	2452
	GRADE 2 LAMINATE DRAWER / FLINTWOOD CASE													
18 / 457	2883	2915	3015	3072	3141	3192	3247	3300	3317	3333	3333	3373	3503	3541
	FLINTWOOD DRAWER / FLINTWOOD CASE													
18 / 457	3211	3243	3343	3400	3469	3520	3575	3628	3645	3661	3661	3701	3831	3869

Xpress

B S P U S
Suspended Pedestal

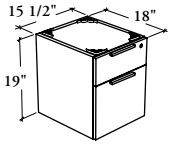

This storage mounts under the worksurface to provide a suspended lockable storage unit.

WHAT'S INCLUDED
1 pedestal, 1 pencil tray, 1 drawer divider, 1 12" hanging file bar, pulls (as specified), mounting hardware, lock and keys (as specified).

NOTES
This pedestal has a central locking system and full extension drawers that can accommodate both letter- and legal-size paper.

The included 12" hanging file bar is to be installed along the width only.

Edge trim finish on drawer front always match drawer front finish.

Not all finishes are available as Xpress, Please see Xpress catalogue and/or specification software for details.

PRODUCT OPTIONS

Storage Style	Drawer Configuration	Drawer Front Finish	Case Finish	Pull Style	Pull Finish	Key Style
P Pulls	**BF** Box, File	Source Laminate	Source Laminate	**1** Standard Expansion	Foundation	**K** Keyed Alike
		Foundation Laminate	Flintwood (No Cathedral)	**9** Rectangular	Mica	**R** Keyed Randomly
		Grade 2 Laminate (No Accents)		**E** Edge – Standard		**N** No Lock
		Flintwood (No Cathedral)		**F** Edge – Small		
				M Modern Straight (ADA)		
				S Slim		

SAMPLE ORDER CODE

BSPUS P	BF	3E	LE	1	60	R

DIMENSIONS
INCHES / MM

PRICING

	BOX, FILE (BF)					
	SOURCE LAMINATE CASE FINISH				FLINTWOOD CASE FINISH	
	DRAWER FRONT FINISH					
D	Source Laminate	Foundation Laminate	Grade 2 Laminate	Flintwood	Grade 2 Laminate	Flintwood
18 / 457	700	777	801	1136	2384	2719

Xpress

B S N C P
Metal Combo Pedestal

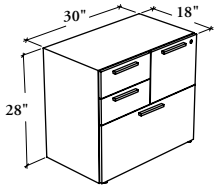

This pedestal with metal casing provides box and file drawer storage below the worksurface. Its full-extension drawers can accommodate both letter- and legal-size paper.

WHAT'S INCLUDED
1 combo pedestal (2 box drawers/1 15" file drawer/1 30" file drawer), 1 pencil tray, 1 drawer divider, 1 12" and 1 30" hanging file bars, pulls (as specified), levelers, counterweight (as specified), lock and keys (as specified).

WHAT'S EXCLUDED
Top for Metal Storage and Metal Storage Accessories.

NOTES
File drawers have a central locking system and box drawers are **not** lockable.

Counterweight must be specified when pedestal will **not** be used under a worksurface.

The included 12" hanging file bars are to be installed along the width only.

Drawer datum line will **not** match with any laminate storage when positioned side-by-side.

When Metal Storage are positioned side-by-side, ensure product is leveled. If front/door alignment is needed, it can be done by either releasing the front mounting screws, adjusting the front/door and tightening the screws, or by using hinge adjustments to ensure an equal gap.

Edge trim finish on drawer front always match drawer front finish.

Metal Front Style (M) is available with Metal Drawer Front Finish only.

Solid Front Style (S) is available with Laminate Drawer Front Finish only.

The Coordinate Colors for case finish are avalaible with Laminate drawer front finishes only.

Not all product options are available as Xpress, Please see Xpress catalogue and/or specification software for details.

PRODUCT OPTIONS

Front Style	Depth	Width	Height	15" File Drawer Configuration	Drawer Front Finish
M Metal **S** Solid	18	30	28	**L** Left **R** Right (Shown)	**Metal Front:** • Foundation • Mica **Laminate Front:** • Source Laminate • Foundation Laminate • Grade 2 Laminate (No Accents)

SAMPLE ORDER CODE

BSNCP S	18	30	28	L	2D

PRODUCT OPTIONS CONTINUED

Case Finish	Pull Style	Pull Finish	Key Style	Counterweight Option
Foundation Mica Coordinate Colors	**1** Standard Expansion **9** Rectangular **E** Edge – Standard **F** Edge – Small **M** Modern Straight (ADA) **S** Slim	Foundation Mica	**K** Keyed Alike **R** Keyed Randomly **N** No Lock	**W** Counterweight **N** No Counterweight

SAMPLE ORDER CODE CONTINUED

60	1	60	R	N

See Pricing on the following page.

Xpress

B S N C P
Metal Combo Pedestal (Continued)

METAL FRONT (M)

DIMENSIONS INCHES / MM			PRICING				COUNTERWEIGHTS
			FOUNDATION CASE FINISH		MICA CASE FINISH		
			DRAWER FRONT FINISH				
D	W	H	Foundation	Mica	Foundation	Mica	
18 / 457	30 / 762	28 / 711	1587	1647	1685	1745	170

SOLID FRONT (S)

			FOUNDATION OR COORDINATE COLOR CASE FINISH			MICA CASE FINISH			
			DRAWER FRONT FINISH						
			Source Laminate	Foundation Laminate	Grade 2 Laminate	Source Laminate	Foundation Laminate	Grade 2 Laminate	
18 / 457	30 / 762	28 / 711	1683	1855	1969	1784	1956	2070	170

Xpress

B S C P S
Combo Pedestal

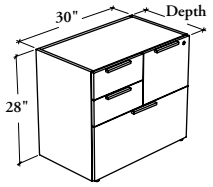

This product provides file drawer storage that is to be used under a worksurface for stability. Its full-extension drawers can accommodate both letter- and legal-size paper.

WHAT'S INCLUDED
1 combo pedestal (2 box drawers/1 15" file drawer/1 30" file drawer), 1 pencil tray, 1 drawer divider, 1 12" hanging file bar, 2 15" cross file bars, pulls (as specified), levelers, lock and keys (as specified).

WHAT'S EXCLUDED
Top for Solid Storage.

NOTES
File drawers have a central locking system and box drawers are **not** lockable.

The 12" hanging file bar installs along the width in the 15" file drawer.

The 15" cross file bars install along the depth in the 30" file drawer.

Edge trim finish on drawer front always match drawer front finish.

Not all finishes are available as Xpress, Please see Xpress catalogue and/or specification software for details.

PRODUCT OPTIONS

Front Style	Depth	Width	Height	15" File Drawer Configuration
P Pulls	18, 24	30	28	**L** Left **R** Right (Shown)

SAMPLE ORDER CODE

BSCPS P	18	30	28	L

PRODUCT OPTIONS CONTINUED

Drawer Front Finish	Case Finish	Pull Style	Pull Finish	Key Style
Source Laminate Foundation Laminate Grade 2 Laminate (No Accents) Flintwood (No Cathedral)	Source Laminate Flintwood (No Cathedral)	**1** Standard Expansion **9** Rectangular **E** Edge – Standard **F** Edge – Small **M** Modern Straight (ADA) **S** Slim	Foundation Mica	**K** Keyed Alike **R** Keyed Randomly **N** No Lock

SAMPLE ORDER CODE CONTINUED

3E	4E	1	60	R

See Pricing on the following page.

Xpress

B S C P S
Combo Pedestal (Continued)

DIMENSIONS
INCHES / MM

PRICING

D	W	H	SOURCE LAMINATE CASE FINISH DRAWER FRONT FINISH Source Laminate	Foundation Laminate	Grade 2 Laminate	Flintwood	FLINTWOOD CASE FINISH Grade 2 Laminate	Flintwood
18 / 457	30 / 762	28 / 711	1683	1852	1969	3152	3126	4310
24 / 610	30 / 762	28 / 711	1852	2027	2138	3322	3885	5069

Xpress

B S N L F
Metal Lateral File

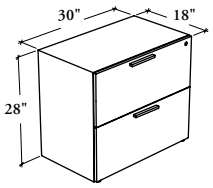

This storage unit with metal casing provides high density filing and organized storage.

WHAT'S INCLUDED
1 lateral file cabinet with 2 file drawers, 1 30" or 36" hanging file bar (per drawer), pulls (as specified), levelers, counterweight (as specified), lock and keys (as specified).

WHAT'S EXCLUDED
Top for Metal Storage and Metal Storage Accessories.

NOTES
This storage unit has a central locking system and full extension drawers that can accommodate both letter- and legal-size paper. It is also equipped with an interlock system that prevents opening more than one drawer at a time.

Counterweight must be specified when storage unit will **not** be used under a worksurface.

The included hanging file bars are to be installed along the width only.

Drawer datum line will **not** match with any laminate storage when positioned side-by-side.

When Metal Storage are positioned side-by-side, ensure product is leveled. If front/door alignment is needed, it can be done by either releasing the front mounting screws, adjusting the front/door and tightening the screws, or by using hinge adjustments to ensure an equal gap.

Edge trim finish on drawer front always match drawer front finish.

Metal Front Style (M) is available with Metal Drawer Front Finish only.

Solid Front Style (S) is available with Laminate Drawer Front Finish only.

The Coordinate Colors for case finish are avalaible with Laminate drawer front finishes only.

Not all product options are available as Xpress, Please see Xpress catalogue and/or specification software for details.

PRODUCT OPTIONS

Front Style	Depth	Width	Height	Drawer Front Finish
M Metal **S** Solid	18	30, 36	28	**Metal Front:** • Foundation • Mica **Laminate Front:** • Source Laminate • Foundation Laminate • Grade 2 Laminate (No Accents)

SAMPLE ORDER CODE

BSNLF S	18	30	28	2D

PRODUCT OPTIONS CONTINUED

Case Finish	Pull Style	Pull Finish	Key Style	Counterweight Option
Foundation	**1** Standard Expansion	Foundation	**K** Keyed Alike	**W** Counterweight
Mica	**9** Rectangular	Mica	**R** Keyed Randomly	**N** No Counterweight
Coordinate Colors	**E** Edge – Standard		**N** No Lock	
	F Edge – Small			
	M Modern Straight (ADA)			
	S Slim			

SAMPLE ORDER CODE CONTINUED

52	1	52	R	N

See Pricing on the following page.

Xpress

B S N L F
Metal Lateral File (Continued)

DIMENSIONS INCHES / MM			PRICING						COUNTERWEIGHTS
			METAL FRONT (M)						
			FOUNDATION CASE FINISH			MICA CASE FINISH			
			DRAWER FRONT FINISH						
D	W	H	Foundation	Mica		Foundation	Mica		
18 / 457	30 / 762	28 / 711	1090	1150		1189	1249		170
18 / 457	36 / 914	28 / 711	1191	1251		1292	1352		170
			SOLID FRONT (S)						
			FOUNDATION OR COORDINATE COLOR CASE FINISH			MICA CASE FINISH			
			DRAWER FRONT FINISH						
			Source Laminate	Foundation Laminate	Grade 2 Laminate	Source Laminate	Foundation Laminate	Grade 2 Laminate	
18 / 457	30 / 762	28 / 711	1159	1274	1445	1258	1373	1544	170
18 / 457	36 / 914	28 / 711	1254	1369	1597	1353	1468	1696	170

Xpress

B S L F S
Lateral File

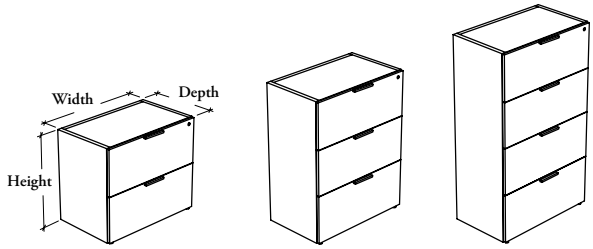

This storage is available in a variety of heights to provide high density filing and organized storage. The 28" high version is to be used under a worksurface for stability.

WHAT'S INCLUDED
1 lateral file cabinet, pulls (as specified), levelers, lock and keys (as specified), and cross file bars as listed below:

	Width			
	24"	30"	36"	
15" Cross File Bar	1	2	2	(per drawer)

WHAT'S EXCLUDED
Top for Solid Storage.

NOTES
This storage unit has a central locking system and full extension drawers that can accommodate both letter- and legal-size paper. It is also equipped with an interlock system that prevents opening more than one drawer at a time.

The included 15" cross file bars are to be installed along the depth only.

Edge trim finish on drawer front always match drawer front finish.

Not all finishes are available as Xpress, Please see Xpress catalogue and/or specification software for details.

PRODUCT OPTIONS

Storage Style	Depth	Width	Height	Drawer Front Finish
P Pulls	18, 24	24, 30, 36	**28** Two Drawers (28") **40** Three Drawers (40") (Shown) **53** Four Drawers (53")	Source Laminate Foundation Laminate Grade 2 Laminate (No Accents) Flintwood (No Cathedral)

SAMPLE ORDER CODE

BSLFS P	**18**	**24**	**28**	**XS**

PRODUCT OPTIONS CONTINUED

Case Finish	Pull Style	Pull Finish	Key Style
Source Laminate	**1** Standard Expansion	Foundation	**K** Keyed Alike
Flintwood (No Cathedral)	**9** Rectangular	Mica	**R** Keyed Randomly
	E Edge – Standard		**N** No Lock
	F Edge – Small		
	M Modern Straight (ADA)		
	S Slim		

SAMPLE ORDER CODE CONTINUED

LE	**1**	**52**	**R**

See Pricing on the following page.

Xpress

BSLFS
Lateral File (Continued)

DIMENSIONS INCHES / MM			PRICING					
			TWO DRAWERS (28)					
			SOURCE LAMINATE CASE FINISH				FLINTWOOD CASE FINISH	
			DRAWER FRONT FINISH					
D	W	H	Source Laminate	Foundation Laminate	Grade 2 Laminate	Flintwood	Grade 2 Laminate	Flintwood
18 / 457	24 / 610	28 / 711	1104	1228	1333	1846	3112	3624
18 / 457	30 / 762	28 / 711	1159	1272	1445	1909	3322	3787
18 / 457	36 / 914	28 / 711	1254	1366	1597	2057	3645	4105
24 / 610	24 / 610	28 / 711	1277	1400	1506	2012	3219	3725
24 / 610	30 / 762	28 / 711	1333	1445	1619	2082	3363	3826
24 / 610	36 / 914	28 / 711	1425	1542	1768	2230	3748	4210
			THREE DRAWERS (40)					
18 / 457	24 / 610	40 / 1016	1811	1942	2137	3299	3200	4362
18 / 457	30 / 762	40 / 1016	1864	1985	2271	3381	3552	4661
18 / 457	36 / 914	40 / 1016	1968	2090	2458	3555	3923	5020
			FOUR DRAWERS (53)					
18 / 457	24 / 610	53 / 1346	2435	2558	2867	4348	4183	5664
18 / 457	30 / 762	53 / 1346	2484	2609	3024	4434	4552	5961
18 / 457	36 / 914	53 / 1346	2590	2705	3239	4606	4959	6326

Xpress

B S C D S
Storage Cabinet – Solid Doors

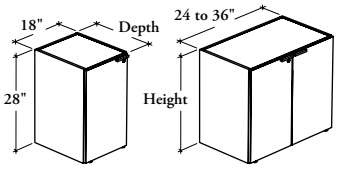

Pulls (P)

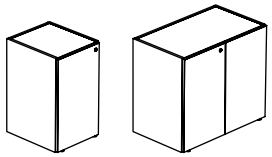

Touch-to-Open (T)

This storage provides a convenient, lockable storage area with shelving.

WHAT'S INCLUDED
1 storage cabinet, pulls (as specified), levelers, lock and keys (as specified), and adjustable shelves as listed below:

	Height					
	28"	40"	53"	66"	72"	81"
Adjustable Shelf	1	2	2	3	4	5

WHAT'S EXCLUDED
Top for Solid Storage.

NOTES
Holes at 1 1/4" intervals on the inside of side panels allow for shelf adjustment.

Additional shelves (BSHS) are available (24" to 36" wide cabinet only) and must be specified separately.

Only 18" wide cabinet comes 28" high and with one door. Left Side (L) or Right Side (R) swing direction must be specified.

When a 24" to 36" wide cabinet is specified, only Not Applicable (N) Door Swing Direction is available.

Pull Style and Pull Finish options are only available when Pulls (P) Storage Style option is specified.

Edge trim finish on door front always match door front finish.

When Height 53", 66", 72" and 81" are specified, Pull style (E and F) are **not** available.

Not all finishes are available as Xpress, Please see Xpress catalogue and/or specification software for details.

PRODUCT OPTIONS

Storage Style	Depth	Width	Height	Door Swing Direction
P Pulls	18, 20, 24	18, 24, 30, 36	28, 40, 53, 66, 72, 81	**L** Left Side (Shown)
T Touch-to-Open				**R** Right Side
				N Not Applicable

SAMPLE ORDER CODE

BSCDS T	18	18	28	L

PRODUCT OPTIONS CONTINUED

Door Front Finish	Case Finish	Pull Style (If Applicable)	Pull Finish (If Applicable)	Key Style
Source Laminate	Source Laminate	**1** Standard Expansion	Foundation	**K** Keyed Alike
Foundation Laminate	Flintwood (No Cathedral)	**9** Rectangular	Mica	**R** Keyed Randomly
Grade 2 Laminate (No Accents)		**E** Edge – Standard		**N** No Lock
Flintwood (No Cathedral)		**F** Edge – Small		
		M Modern Straight (ADA)		
		S Slim		

SAMPLE ORDER CODE CONTINUED

3E	LE	1	52	R

See Pricing on the following page.

Xpress

BSCDS

Storage Cabinet – Solid Doors (Continued)

DIMENSIONS INCHES / MM

PRICING

18" DEPTH

W	H	SOURCE LAMINATE CASE FINISH DOOR FRONT FINISH Source Laminate	Foundation Laminate	Grade 2 Laminate	Flintwood	FLINTWOOD CASE FINISH Grade 2 Laminate	Flintwood
18 / 457	28 / 711	713	791	885	1221	2763	3099
24 / 610	28 / 711	836	930	1065	1392	3131	3458
24 / 610	40 / 1016	1221	1333	1548	1993	3411	3856
24 / 610	53 / 1346	1354	1484	1787	2225	3612	4050
24 / 610	66 / 1676	1682	1840	2220	2755	3729	4264
24 / 610	72 / 1829	1874	2040	2462	3066	3749	4353
24 / 610	81 / 2057	2112	2298	2773	3526	3735	4488
30 / 762	28 / 711	888	995	1174	1491	3432	3749
30 / 762	40 / 1016	1262	1387	1669	2078	3774	4183
30 / 762	53 / 1346	1395	1541	1935	2309	4023	4396
30 / 762	66 / 1676	1737	1909	2410	2861	4178	4629
30 / 762	72 / 1829	1932	2113	2667	3175	4218	4727
30 / 762	81 / 2057	2178	2378	3004	3641	4233	4870
36 / 914	28 / 711	939	1071	1282	1604	3706	4027
36 / 914	40 / 1016	1296	1445	1786	2165	4110	4490
36 / 914	53 / 1346	1433	1604	2082	2403	4396	4717
36 / 914	66 / 1676	1784	1982	2591	2970	4585	4965
36 / 914	72 / 1829	1983	2192	2864	3294	4644	5073
36 / 914	81 / 2057	2236	2467	3227	3777	4680	5230

20" DEPTH

W	H	SOURCE LAMINATE CASE FINISH DOOR FRONT FINISH Source Laminate	Foundation Laminate	Grade 2 Laminate	Flintwood	FLINTWOOD CASE FINISH Grade 2 Laminate	Flintwood
18 / 457	28 / 711	753	832	925	1263	2851	3189
24 / 610	28 / 711	884	974	1113	1439	3236	3563
24 / 610	40 / 1016	1277	1388	1604	2048	3536	3980
24 / 610	53 / 1346	1419	1550	1851	2290	3754	4193
24 / 610	66 / 1676	1778	1938	2317	2853	3946	4481
24 / 610	72 / 1829	1977	2144	2565	3170	3978	4583
24 / 610	81 / 2057	2227	2414	2887	3641	3985	4739
30 / 762	28 / 711	941	1047	1227	1544	3546	3864
30 / 762	40 / 1016	1323	1449	1731	2138	3915	4322
30 / 762	53 / 1346	1466	1611	2007	2380	4180	4552
30 / 762	66 / 1676	1841	2012	2514	2967	4405	4859
30 / 762	72 / 1829	2044	2226	2778	3285	4465	4972
30 / 762	81 / 2057	2298	2499	3124	3763	4499	5138
36 / 914	28 / 711	999	1129	1343	1663	3840	4160
36 / 914	40 / 1016	1364	1513	1854	2234	4264	4644
36 / 914	53 / 1346	1512	1682	2161	2478	4574	4891
36 / 914	66 / 1676	1894	2095	2701	3082	4830	5210
36 / 914	72 / 1829	2101	2310	2982	3410	4904	5332
36 / 914	81 / 2057	2363	2594	3354	3906	4958	5510

Pricing is continued on the following page.

Xpress

B S C D S

Storage Cabinet – Solid Doors (Continued)

DIMENSIONS INCHES / MM | **PRICING**

24" DEPTH

		SOURCE LAMINATE CASE FINISH				FLINTWOOD CASE FINISH	
		DOOR FRONT FINISH					
W	H	Source Laminate	Foundation Laminate	Grade 2 Laminate	Flintwood	Grade 2 Laminate	Flintwood
18 / 457	28 / 711	792	870	964	1300	2939	3275
24 / 610	28 / 711	931	1021	1160	1484	3339	3664
24 / 610	40 / 1016	1331	1444	1658	2103	3655	4100
24 / 610	53 / 1346	1483	1613	1916	2354	3897	4335
24 / 610	66 / 1676	1877	2035	2416	2948	4165	4698
24 / 610	72 / 1829	2081	2248	2669	3273	4211	4815
24 / 610	81 / 2057	2342	2528	3002	3753	4240	4991
30 / 762	28 / 711	995	1100	1281	1598	3665	3982
30 / 762	40 / 1016	1384	1511	1792	2200	4050	4457
30 / 762	53 / 1346	1537	1683	2078	2449	4339	4710
30 / 762	66 / 1676	1944	2114	2617	3070	4636	5090
30 / 762	72 / 1829	2155	2335	2889	3396	4710	5217
30 / 762	81 / 2057	2419	2620	3245	3882	4767	5405
36 / 914	28 / 711	1058	1189	1401	1722	3971	4292
36 / 914	40 / 1016	1433	1581	1923	2302	4415	4793
36 / 914	53 / 1346	1588	1758	2237	2556	4742	5062
36 / 914	66 / 1676	2004	2202	2811	3193	5073	5455
36 / 914	72 / 1829	2218	2426	3099	3527	5165	5592
36 / 914	81 / 2057	2490	2720	3481	4033	5240	5792

Xpress

B S C D G S
Storage Cabinet – Glass Doors

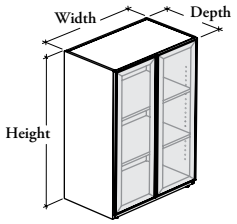

This storage provides a convenient storage area with shelving.

WHAT'S INCLUDED
1 storage cabinet, levelers, lock and keys (as specified) and adjustable shelves as listed below:

	Height				
	40"	53"	66"	72"	81"
Adjustable Shelf	2	2	3	4	5

WHAT'S EXCLUDED
Top for Solid Storage.

NOTES
Holes at 1 1/4" intervals on the inside of side panels allow for shelf adjustment.

Additional shelves (BSHS) are available and must be specified separately.

Not all glass finishes are available as Xpress, Please see Xpress catalogue and/or specification software for details.

PRODUCT OPTIONS

Storage Style	Depth	Width	Height	Case Finish	Door Frame Finish	Glass Door Finish	Key Style
T Touch-to-Open	18, 20, 24	24, 30, 36	40, 53, 66, 72, 81	Source Laminate Flintwood (No Cathedral)	**AC** Clear Anodized Foundation Accent Mica	**Standard:** **CL** Clear **FT** Frosted **Back-Painted**	**K** Keyed Alike **R** Keyed Ramdomly **N** No Lock

SAMPLE ORDER CODE

BSCDGS T	18	24	40	3D	52	K7	N

DIMENSIONS INCHES / MM

PRICING

D	W	H	SOURCE LAMINATE CASE FINISH – GLASS DOOR FINISH: Clear (CL)	SOURCE LAMINATE CASE FINISH – GLASS DOOR FINISH: Frosted (FT)/ Back-Painted	FLINTWOOD CASE FINISH: Clear (CL)	FLINTWOOD CASE FINISH: Frosted (FT)/ Back-Painted	KEY UPCHARGE: Keyed Alike or Keyed Randomly
18 / 457	24 / 610	40 / 1016	1869	2208	3510	3849	59
18 / 457	24 / 610	53 / 1346	2004	2403	3642	4041	59
18 / 457	24 / 610	66 / 1676	2437	2920	3773	4256	59
18 / 457	24 / 610	72 / 1829	2627	3151	3822	4346	59
18 / 457	24 / 610	81 / 2057	2882	3466	3897	4481	59
18 / 457	30 / 762	40 / 1016	1921	2291	3807	4177	59
18 / 457	30 / 762	53 / 1346	2068	2501	3956	4389	59
18 / 457	30 / 762	66 / 1676	2518	3030	4107	4619	59
18 / 457	30 / 762	72 / 1829	2727	3282	4165	4720	59
18 / 457	30 / 762	81 / 2057	2984	3601	4246	4863	59
18 / 457	36 / 914	40 / 1016	1974	2374	4082	4482	59
18 / 457	36 / 914	53 / 1346	2128	2591	4245	4708	59
18 / 457	36 / 914	66 / 1676	2599	3145	4415	4961	59
18 / 457	36 / 914	72 / 1829	2809	3395	4480	5066	59
18 / 457	36 / 914	81 / 2057	3092	3739	4575	5222	59

Pricing is continued on the following page.

Xpress

B S C D G S

Storage Cabinet – Glass Doors (Continued)

DIMENSIONS INCHES / MM			PRICING				KEY UPCHARGE
			SOURCE LAMINATE CASE FINISH		FLINTWOOD CASE FINISH		
			GLASS DOOR FINISH				
D	W	H	Clear (CL)	Frosted (FT)/ Back-Painted	Clear (CL)	Frosted (FT)/ Back-Painted	Keyed Alike or Keyed Randomly
20 / 508	24 / 610	40 / 1016	1924	2263	3633	3972	59
20 / 508	24 / 610	53 / 1346	2070	2469	3786	4185	59
20 / 508	24 / 610	66 / 1676	2534	3017	3989	4472	59
20 / 508	24 / 610	72 / 1829	2732	3256	4052	4576	59
20 / 508	24 / 610	81 / 2057	2997	3581	4150	4734	59
20 / 508	30 / 762	40 / 1016	1983	2353	3945	4315	59
20 / 508	30 / 762	53 / 1346	2137	2570	4112	4545	59
20 / 508	30 / 762	66 / 1676	2625	3137	4339	4851	59
20 / 508	30 / 762	72 / 1829	2838	3393	4410	4965	59
20 / 508	30 / 762	81 / 2057	3104	3721	4516	5133	59
20 / 508	36 / 914	40 / 1016	2043	2443	4234	4634	59
20 / 508	36 / 914	53 / 1346	2204	2667	4418	4881	59
20 / 508	36 / 914	66 / 1676	2709	3255	4660	5206	59
20 / 508	36 / 914	72 / 1829	2926	3512	4739	5325	59
20 / 508	36 / 914	81 / 2057	3218	3865	4856	5503	59
24 / 610	24 / 610	40 / 1016	1979	2318	3753	4092	59
24 / 610	24 / 610	53 / 1346	2133	2532	3927	4326	59
24 / 610	24 / 610	66 / 1676	2631	3114	4207	4690	59
24 / 610	24 / 610	72 / 1829	2834	3358	4284	4808	59
24 / 610	24 / 610	81 / 2057	3109	3693	4401	4985	59
24 / 610	30 / 762	40 / 1016	2045	2415	4081	4451	59
24 / 610	30 / 762	53 / 1346	2209	2642	4270	4703	59
24 / 610	30 / 762	66 / 1676	2727	3239	4569	5081	59
24 / 610	30 / 762	72 / 1829	2947	3502	4654	5209	59
24 / 610	30 / 762	81 / 2057	3224	3841	4781	5398	59
24 / 610	36 / 914	40 / 1016	2109	2509	4386	4786	59
24 / 610	36 / 914	53 / 1346	2282	2745	4590	5053	59
24 / 610	36 / 914	66 / 1676	2819	3365	4904	5450	59
24 / 610	36 / 914	72 / 1829	3042	3628	4998	5584	59
24 / 610	36 / 914	81 / 2057	3345	3992	5137	5784	59

Xpress

B S C C

Storage Cabinet with Drawer(s)

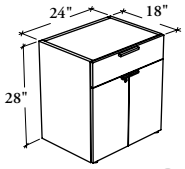

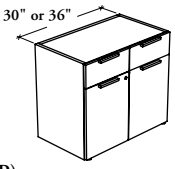

Pulls (P)

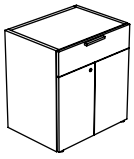

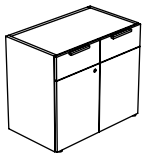

Touch-to-Open Doors/Pull(s) on Drawer(s) (S)

This storage provides a functional alternative to combo pedestals and storage cabinets.

WHAT'S INCLUDED
1 storage cabinet with drawers, 1 adjustable shelf, pulls (as specified), levelers, lock and keys (as specified).

WHAT'S EXCLUDED
Top for Solid Storage.

NOTES
The drawers are **not** lockable.

Holes at 1 1/4" intervals on the inside of side panels allow for shelf adjustment.

Additional shelves (BSHS) are available and must be specified separately.

Edge trim finish on door and drawer front always match door and drawer front finish.

Not all finishes are available as Xpress, Please see Xpress catalogue and/or specification software for details.

PRODUCT OPTIONS

Storage Style	Depth	Width	Height	Door and Drawer Front Finish
P Pulls	18	24, 30, 36	28	Source Laminate
S Touch-to-Open Doors/Pull(s) on Drawer(s)				Foundation Laminate
				Grade 2 Laminate (No Accents)
				Flintwood (No Cathedral)

SAMPLE ORDER CODE

BSCC S	**18**	**24**	**28**	**3E**

PRODUCT OPTIONS CONTINUED

Case Finish	Pull Style	Pull Finish	Key Style
Source Laminate	**1** Standard Expansion	Foundation	**K** Keyed Alike
Flintwood (No Cathedral)	**9** Rectangular	Mica	**R** Keyed Ramdomly
	E Edge – Standard		**N** No Lock
	F Edge – Small		
	M Modern Straight (ADA)		
	S Slim		

SAMPLE ORDER CODE CONTINUED

LE	**1**	**60**	**R**

See Pricing on the following page.

Xpress

B S C C

Storage Cabinet with Drawer(s) (Continued)

DIMENSIONS INCHES / MM

PRICING

D	W	H	SOURCE LAMINATE CASE FINISH DOOR AND DRAWER FRONT FINISH Source Laminate	Foundation Laminate	Grade 2 Laminate	Flintwood	FLINTWOOD CASE FINISH Grade 2 Laminate	Flintwood
18 / 457	24 / 610	28 / 711	1632	1734	1861	2372	3452	3963
18 / 457	30 / 762	28 / 711	1661	1761	1947	2411	3680	4143
18 / 457	36 / 914	28 / 711	1690	1789	2033	2494	3898	4359

Xpress

B S U O B
Underworksurface Bookcase

This bookcase may be installed under all Expansion Casegoods desks. It is a low storage in which you can store two rows of standard letter-size binders.

WHAT'S INCLUDED
1 open bookcase, and 1 11/16" thick adjustable shelf.

NOTES
Holes at 1 1/4" intervals on the inside of side panels allow for shelf adjustment.

Not all finishes are available as Xpress, Please see Xpress catalogue and/or specification software for details.

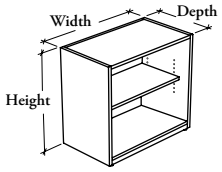

PRODUCT OPTIONS

Depth	Width	Height	Case Finish
18, 24	24, 30, 36	28	Source Laminate Flintwood (No Cathedral)

SAMPLE ORDER CODE

BSUOB 18	24	28	3D

DIMENSIONS
INCHES / MM

D	W	H
18 / 457	24 / 610	28 / 711
18 / 457	30 / 762	28 / 711
18 / 457	36 / 914	28 / 711
24 / 610	24 / 610	28 / 711
24 / 610	30 / 762	28 / 711
24 / 610	36 / 914	28 / 711

PRICING

SOURCE LAMINATE CASE FINISH	FLINTWOOD CASE FINISH
629	2573
675	2730
726	3010
782	2915
829	3099
881	3399

Xpress

B S M P S
Mid-Height Stretch Pedestal

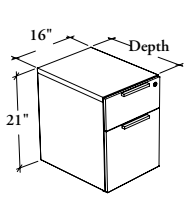

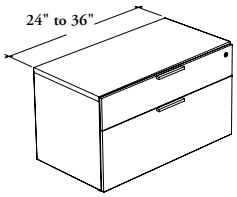

This freestanding pedestal allows to provide additional storage for Multi-Level Workstations – Mid-Height.

WHAT'S INCLUDED

1 box, file mid-height stretch pedestal with levelers, pulls (as specified), counterweights (if applicable), locks and keys (as specified), and accessories as listed below:

	Widths			
	16"	24"	30"	36"
Pencil Tray	1	1	1	1
Drawer Divider	1	n/a	n/a	n/a
12" Hanging File Bar	1	n/a	n/a	n/a
15" Cross File Bar	n/a	1	2	2

WHAT'S EXCLUDED

Seat Pad/Cushion and Wall Panels.

NOTES

This pedestal has a central locking system and full extension drawers that can accommodate both letter- and legal-size paper.

The included 12" hanging file bar is to be installed along the width only.

The included 15" cross file bar are to be installed along the depth only.

Edge trim finish on drawer front always match drawer front finish.

Not all finishes are available as Xpress, Please see Xpress catalogue and/or specification software for details.

PRODUCT OPTIONS

Depth	Width	Height	Drawer Front Finish
20	16, 24, 30, 36	21	Source Laminate Grade 2 Laminate (No Accents) Flintwood (No Cathedral)

SAMPLE ORDER CODE

BSMPS 20	**30**	**21**	**XS**

PRODUCT OPTIONS CONTINUED

Case Finish	Pull Style	Pull Finish	Key Style
Source Laminate Flintwood (No Cathedral)	**9** Rectangular **E** Edge – Standard **F** Edge – Small **M** Modern Straight (ADA) **S** Slim	Foundation Mica	**K** Keyed Alike **R** Keyed Randomly **N** No Lock

SAMPLE ORDER CODE CONTINUED

XS	**9**	**74**	**N**

See Pricing on the following page.

Xpress

B S M P S

Mid-Height Stretch Pedestal (Continued)

DIMENSIONS
INCHES / MM

PRICING

D	W	H	SOURCE LAMINATE DRAWER FRONT FINISH CASE FINISH Source Laminate	GRADE 2 LAMINATE DRAWER FRONT FINISH Source Laminate	 Flintwood	FLINTWOOD DRAWER FRONT FINISH Source Laminate	 Flintwood
20 / 508	16 / 406	21 / 533	1307	1422	1917	1644	2139
20 / 508	24 / 610	21 / 533	1418	1589	2236	1827	2474
20 / 508	30 / 762	21 / 533	1581	1795	2371	2022	2598
20 / 508	36 / 914	21 / 533	1682	1939	2568	2157	2786

Xpress

B S M F L

Mid-Height Credenza – Open and Drawers

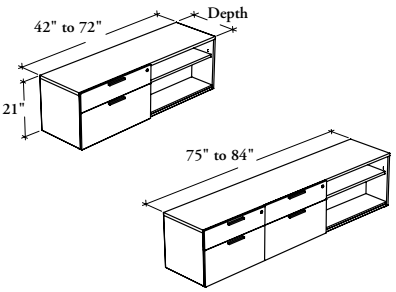

This standalone credenza provides a convenient storage areas with shelving and filing that accepts both letter- and legal-size papers for Multi-Level Workstations – Mid-Height.

WHAT'S INCLUDED

1 mid-height credenza with levelers, 1 adjustable shelf, pulls (as specified), counterweights (if applicable), lock and keys (as specified), and accessories as listed below:

	1 Box & 1 File Drawers		2 Box & 2 File Drawers	
Widths	42" to 48"	51" to 72"	75" to 81"	84"
Pencil Tray	1	1	2	2
12" Hanging File Bar	1	2	2	4

WHAT'S EXCLUDED

Seat Pad/Cushion and Wall Panels.

NOTES

Holes at 1 1/4" intervals on the inside walls of side panels allow for shelf adjustment.

The included 12" hanging file bar are to be installed along the depth only.

Additional shelves **cannot** be specified with this product.

Edge trim finish on drawer front always match drawer front finish.

Not all finishes are available as Xpress, Please see Xpress catalogue and/or specification software for details.

PRODUCT OPTIONS

Depth	Width	Height	Drawer Configuration	Drawer Front Finish
18, 20	42, 45, 48, 51, 54, 57, 60, 63, 66, 69, 72, 75, 78, 81, 84	21	**L** Left (Shown) **R** Right	Source Laminate Grade 2 Laminate (No Accents) Flintwood (No Cathedral)

SAMPLE ORDER CODE

BSMFL 18	72	21	R	XS

PRODUCT OPTIONS CONTINUED

Case Finish	Pull Style	Pull Finish	Key Style
Source Laminate Flintwood (No Cathedral)	**9** Rectangular **E** Edge – Standard **F** Edge – Small **M** Modern Straight (ADA) **S** Slim	Foundation Mica	**K** Keyed Alike **R** Keyed Randomly **N** No Lock

SAMPLE ORDER CODE CONTINUED

XS	9	74	N

See Pricing on the following page.

Xpress

B S M F L

Mid-Height Credenza – Open and Drawers (Continued)

DIMENSIONS
INCHES / MM

PRICING

			SOURCE LAMINATE DRAWER FRONT FINISH	GRADE 2 LAMINATE DRAWER FRONT FINISH		FLINTWOOD DRAWER FRONT FINISH	
			CASE FINISH				
D	W	H	Source Laminate	Source Laminate	Flintwood	Source Laminate	Flintwood
18 / 457	42 / 1067	21 / 533	1384	1556	2592	1793	2829
18 / 457	45 / 1143	21 / 533	1420	1591	2608	1860	2877
18 / 457	48 / 1219	21 / 533	1457	1629	2651	1899	2921
18 / 457	51 / 1294	21 / 533	1546	1761	2778	2022	3039
18 / 457	54 / 1372	21 / 533	1585	1799	2824	2059	3084
18 / 457	57 / 1448	21 / 533	1621	1836	2582	2384	3130
18 / 457	60 / 1524	21 / 533	1738	1995	2766	2501	3273
18 / 457	63 / 1600	21 / 533	1765	2022	2760	2580	3319
18 / 457	66 / 1676	21 / 533	1790	2047	2802	2608	3363
18 / 457	69 / 1753	21 / 533	1816	2073	2816	2666	3409
18 / 457	72 / 1829	21 / 533	1932	2189	3448	2782	4040
18 / 457	75 / 1905	21 / 533	2474	2817	4011	3358	4552
18 / 457	78 / 1981	21 / 533	2482	2826	3993	3362	4529
18 / 457	81 / 2057	21 / 533	2490	2833	3937	3404	4508
18 / 457	84 / 2134	21 / 533	2497	2926	4030	3412	4517
20 / 508	42 / 1067	21 / 533	1452	1623	2722	1862	2960
20 / 508	45 / 1143	21 / 533	1490	1662	2747	1930	3015
20 / 508	48 / 1219	21 / 533	1527	1698	2800	1969	3070
20 / 508	51 / 1294	21 / 533	1616	1830	2932	2094	3195
20 / 508	54 / 1372	21 / 533	1655	1869	2991	2129	3251
20 / 508	57 / 1448	21 / 533	1691	1905	2758	2453	3306
20 / 508	60 / 1524	21 / 533	1832	2089	2949	2598	3458
20 / 508	63 / 1600	21 / 533	1875	2132	2952	2693	3512
20 / 508	66 / 1676	21 / 533	1914	2170	3005	2733	3567
20 / 508	69 / 1753	21 / 533	1954	2211	3031	2805	3624
20 / 508	72 / 1829	21 / 533	2056	2313	3637	2909	4233
20 / 508	75 / 1905	21 / 533	2627	2970	4236	3512	4778
20 / 508	78 / 1981	21 / 533	2635	2979	4220	3517	4759
20 / 508	81 / 2057	21 / 533	2672	3015	4196	3589	4770
20 / 508	84 / 2134	21 / 533	2759	3188	4374	3673	4860

Xpress

B C F S O
Open Tower

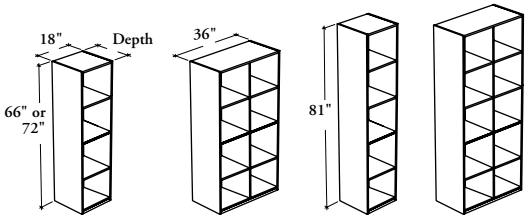

This Open Tower combines 4-level of open storage compartments which can be configured in a full door aesthetic.

WHAT'S INCLUDED
1 tower with 3 or 6 shelves (66" or 72" h) or with 4 or 8 shelves (81" h), levelers, and mounting hardware.

NOTES
Multi-Functional Drawer (BADMF) **cannot** be installed on this product.

Not all finishes are available as Xpress, Please see Xpress catalogue and/or specification software for details.

PRODUCT OPTIONS

Depth	Width	Height	Case Finish
18, 20, 24	18, 36	66, 72, 81	Source Laminate Flintwood (No Cathedral)

SAMPLE ORDER CODE

BCFSO 18	**36**	**72**	**3D**

CUBE STYLE **PRICING**

	Source Laminate	Flintwood
BCFSO181866	1142	3446
BCFSO181872	1251	3518
BCFSO181881	1415	3628
BCFSO201866	1213	3626
BCFSO201872	1338	3706
BCFSO201881	1529	3824
BCFSO241866	1279	3804
BCFSO241872	1424	3892
BCFSO241881	1641	4024
BCFSO183666	1789	5079
BCFSO183672	1958	5185
BCFSO183681	2213	5345
BCFSO203666	1893	5352
BCFSO203672	2092	5466
BCFSO203681	2390	5639
BCFSO243666	1996	5619
BCFSO243672	2221	5745
BCFSO243681	2560	5935

Xpress

B F R L
Tower with Full Solid Door

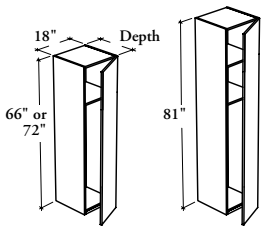

(W) Wardrobe

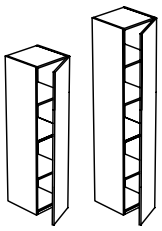
(S) Shelves

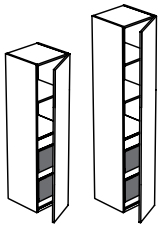
(F) File Drawers and Shelves

This tower combines closed file drawers, shelves or wardrobe storage in a full door aesthetic.

WHAT'S INCLUDED
1 tower, 1 rectangular door, locks and keys (as specified), levelers, mounting hardware, and accessories as listed below:

	Interior Configuration		
	W	S	F
Adjustable Shelf	1	3 (66" or 72" h) or 4 (81" h)	1 (66" or 72" h) or 2 (81" h)
Fixed Shelf	1 (81" h)	n/a	n/a
File Drawer	n/a	n/a	2
15" Cross File Bar	n/a	n/a	2
Coat Hook (18" or 20" d)	2	n/a	n/a
Coat Rod (24" d)	1	n/a	n/a

WHAT'S EXCLUDED
Multi-Functional Drawer (if applicable).

NOTES
When applicable, the 15" cross file bar is included and is installed along the depth only.

Additional shelves (BSHT) are available and must be specified separately.

File drawers accepts legal- and letter-size paper.

File drawer configurations must be attached to other furniture for stability.

Edge trim finish on door front always match door front finish.

Not all finishes are available as Xpress, Please see Xpress catalogue and/or specification software for details.

PRODUCT OPTIONS

Interior Configuration	Depth	Width	Height	Door Swing Direction	Door Front Finish	Case Finish	Key Style
F File Drawers and Shelves	18, 20, 24	18	66, 72, 81	**L** Left Side	Source Laminate	Source Laminate	**K** Keyed Alike
S Shelves				**R** Right Side (Shown)	Grade 2 Laminate (No Accents)	Flintwood (No Cathedral)	**R** Keyed Randomly
W Wardrobe					Flintwood (No Cathedral)		**N** No Lock

SAMPLE ORDER CODE

BFRL F	24	18	72	R	XG	XG	K

CUBE STYLE

PRICING

	SOURCE LAMINATE CASE FINISH			FLINTWOOD CASE FINISH	
	DOOR FRONT FINISH				
	Source Laminate	Grade 2 Laminate	Flintwood	Grade 2 Laminate	Flintwood
BFRLW181866	1370	1773	1661	4193	4081
BFRLW181872	1504	1945	1817	4324	4196
BFRLW181881	1706	2202	2050	4523	4371
BFRLW201866	1441	1845	1730	4375	4260
BFRLW201872	1590	2031	1903	4512	4384
BFRLW201881	1814	2310	2162	4718	4571
BFRLW241866	1509	1913	1797	4549	4434
BFRLW241872	1679	2120	1988	4700	4569
BFRLW241881	1931	2427	2276	4923	4772
BFRLS181866	1486	1890	1775	4196	4082
BFRLS181872	1618	2059	1928	4330	4198
BFRLS181881	1819	2315	2157	4530	4372

Pricing is continued on the following page.

Xpress

B F R L

Tower with Full Solid Door (Continued)

CUBE STYLE | **PRICING**

	SOURCE LAMINATE CASE FINISH			FLINTWOOD CASE FINISH	
	DOOR FRONT FINISH				
	Source Laminate	Grade 2 Laminate	Flintwood	Grade 2 Laminate	Flintwood
BFRLS201866	1556	1959	1846	4374	4261
BFRLS201872	1706	2147	2017	4515	4385
BFRLS201881	1929	2425	2272	4725	4572
BFRLS241866	1623	2027	1914	4548	4435
BFRLS241872	1790	2231	2103	4700	4572
BFRLS241881	2039	2536	2387	4926	4778
BFRLF181866	1927	2331	2218	4601	4489
BFRLF181872	2060	2501	2375	4732	4606
BFRLF181881	2262	2758	2610	4932	4784
BFRLF201866	1998	2401	2288	4783	4670
BFRLF201872	2147	2588	2462	4919	4793
BFRLF201881	2371	2867	2723	5125	4981
BFRLF241866	2066	2470	2356	4963	4848
BFRLF241872	2234	2675	2547	5108	4981
BFRLF241881	2486	2982	2834	5326	5178

Xpress

B F R G

Tower with Full Glass Door

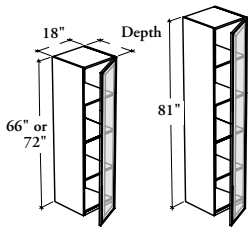

(S) Shelves

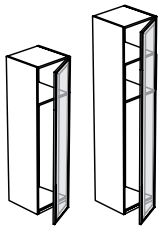
(W) Wardrobe

This tower combines closed shelves or wardrobe storage in a full door aesthetic.

WHAT'S INCLUDED
1 tower, 1 rectangular door, locks and keys (as specified), levelers, mounting hardware, and accessories as listed below:

	Interior Configuration	
	W	S
Adjustable Shelf	1	3 (66" or 72" h) or 4 (81" h)
Fixed Shelf	1 (81" h)	n/a
Coat Hook (18" or 20"d)	2	n/a
Coat Rod (24" d)	1	n/a

NOTES
When Wardrobe (W) option is specified, the glass door finish is **not** available in Clear (CL) standard finish.

Additional shelves (BSHT) are available and must be specified separately.

Multi-Functional Drawer **cannot** be installed on this product.

Not all glass finishes are available as Xpress, Please see Xpress catalogue and/or specification software for details.

PRODUCT OPTIONS

Interior Configuration	Depth	Width	Height	Door Swing Direction	Case Finish	Door Frame Finish	Glass Door Finish	Key Style
S Shelves	18, 20, 24	18	66, 72, 81	**L** Left Side	Source Laminate	**AC** Clear Anodized	**Standard:**	**K** Keyed Alike
W Wardrobe				**R** Right Side (Shown)	Flintwood (No Cathedral)	Foundation	**CL** Clear	**R** Keyed Randomly
						Accent	**FT** Frosted	
						Mica	**Back-Painted**	**N** No Lock

SAMPLE ORDER CODE

BFRG W	24	18	72	R	XS	AC	FT	N

CUBE STYLE	PRICING		KEY UPCHARGE
	CLEAR GLASS DOOR (CL)		
	SOURCE LAMINATE CASE FINISH	FLINTWOOD CASE FINISH	Keyed Alike or Keyed Randomly
BFRGS181866	1685	4196	59
BFRGS181872	1828	4317	59
BFRGS181881	2045	4497	59
BFRGS201866	1754	4372	59
BFRGS201872	1917	4501	59
BFRGS201881	2160	4696	59
BFRGS241866	1825	4550	59
BFRGS241872	2003	4684	59
BFRGS241881	2271	4885	59

Pricing is continued on the following page.

Xpress

B F R G

Tower with Full Glass Door (Continued)

CUBE STYLE	PRICING		KEY UPCHARGE
	FROSTED GLASS (FT) AND BACK-PAINTED GLASS DOOR		
	SOURCE LAMINATE CASE FINISH	FLINTWOOD CASE FINISH	Keyed Alike or Keyed Randomly
BFRGW181866	1847	4057	59
BFRGW181872	2008	4195	59
BFRGW181881	2249	4403	59
BFRGW201866	1914	4234	59
BFRGW201872	2094	4382	59
BFRGW201881	2364	4603	59
BFRGW241866	1981	4411	59
BFRGW241872	2182	4567	59
BFRGW241881	2484	4802	59
BFRGS181866	1957	4468	59
BFRGS181872	2121	4610	59
BFRGS181881	2369	4821	59
BFRGS201866	2026	4644	59
BFRGS201872	2210	4794	59
BFRGS201881	2484	5020	59
BFRGS241866	2097	4822	59
BFRGS241872	2296	4977	59
BFRGS241881	2595	5209	59

Xpress

B F D S

Tower with Drawers – Solid Door

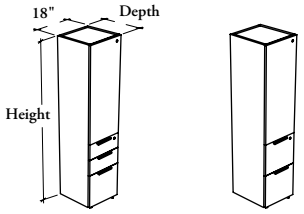

(B) Box, Box, File (F) File, File

This tower provides a lockable storage area to store garments and other items combined with the filing capabilities of a pedestal (letter- and legal-size paper).

WHAT'S INCLUDED
1 tower, 2 box and 1 file drawers or 2 file drawers (as specified), 2 or 3 adjustable shelves, pulls (as specified), levelers, locks and keys (as specified), mounting hardware and element as listed below:

	Drawer Configuration	
	B	F
15" Cross File Bar	1	2

WHAT'S EXCLUDED
Top for Solid Storage.

NOTES
Must be attached to other furniture for stability.

Holes at 5 1/8" intervals on the inside of side panels of the top section allow for shelf adjustment.

The included 15" cross file bars are to be installed along the depth only.

Multi-Functional Drawer **cannot** be installed on this product.

Edge trim finish on door and drawer front always match door and drawer front finish.

Not all finishes are available as Xpress, Please see Xpress catalogue and/or specification software for details.

PRODUCT OPTIONS

Storage Style	Depth	Width	Height	Drawer Configuration	Door Swing Direction
S Touch-to-Open Door/Pulls on Drawers	18, 20, 24	18	66, 72, 81	**B** Box, Box, File **F** File, File	**L** Left Side (Shown) **R** Right Side

SAMPLE ORDER CODE

BFDS S	18	18	72	B	L

PRODUCT OPTIONS CONTINUED

Door and Drawer Front Finish	Case Finish	Pull Style	Pull Finish	Key Style
Source Laminate Foundation Laminate Grade 2 Laminate (No Accents) Flintwood (No Cathedral)	Source Laminate Flintwood (No Cathedral)	**1** Standard Expansion **9** Rectangular **E** Edge – Standard **F** Edge – Small **M** Modern Straight (ADA) **S** Slim	Foundation Mica	**K** Keyed Alike **R** Keyed Randomly **N** No Lock

SAMPLE ORDER CODE CONTINUED

3E	3E	9	52	R

See Pricing on the following page.

Xpress

B F D S

Tower with Drawers – Solid Door (Continued)

STORAGE STYLE | **PRICING**

FILE, FILE (F)

	SOURCE LAMINATE CASE FINISH				FLINTWOOD CASE FINISH	
	DOOR AND DRAWER FRONT FINISH					
	Source Laminate	Foundation Laminate	Grade 2 Laminate	Flintwood	Grade 2 Laminate	Flintwood
BFDSS181866	2011	2121	2415	2955	4376	4916
BFDSS181872	2143	2253	2584	3112	4505	5033
BFDSS181881	2277	2386	2773	3270	4651	5148
BFDSS201866	2081	2190	2485	3024	4555	5095
BFDSS201872	2232	2342	2673	3197	4695	5219
BFDSS201881	2382	2493	2878	3371	4851	5344
BFDSS241866	2150	2257	2553	3094	4731	5272
BFDSS241872	2318	2426	2759	3284	4881	5406
BFDSS241881	2487	2595	2983	3474	5049	5540

BOX, BOX, FILE (B)

	SOURCE LAMINATE CASE FINISH				FLINTWOOD CASE FINISH	
	DOOR AND DRAWER FRONT FINISH					
	Source Laminate	Foundation Laminate	Grade 2 Laminate	Flintwood	Grade 2 Laminate	Flintwood
BFDSS181866	2051	2161	2454	3094	4413	5052
BFDSS181872	2185	2293	2626	3250	4547	5171
BFDSS181881	2319	2425	2815	3407	4697	5288
BFDSS201866	2123	2230	2526	3163	4597	5233
BFDSS201872	2271	2381	2712	3335	4734	5357
BFDSS201881	2420	2530	2916	3509	4889	5482
BFDSS241866	2190	2297	2594	3231	4775	5412
BFDSS241872	2358	2468	2799	3424	4919	5544
BFDSS241881	2525	2638	3021	3615	5082	5676

Xpress

B F D O S
Tower with Drawers – Open Shelves

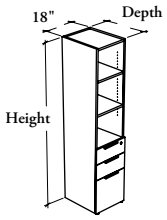

(B) Box, Box, File

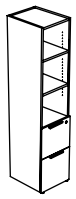

(F) File, File

This tower provides a lockable storage area to store garments and other items combined with the filing capabilities of a pedestal (letter- and legal-size paper).

WHAT'S INCLUDED
1 tower, 2 box and 1 file drawers or 2 file drawers (as specified), 2 or 3 adjustable shelves, pulls (as specified), levelers locks and keys (as specified), mounting hardware, and element as listed below:

	Drawer Configuration	
	B	F
15" Cross File Bar	1	2

WHAT'S EXCLUDED
Top for Solid Storage.

NOTES
Must be attached to other furniture for stability.

Holes at 5 1/8" intervals on the inside of side panels of the top section allow for shelf adjustment.

The included 15" cross file bars are to be installed along the depth only.

Multi-Functional Drawer **cannot** be installed on this product.

Edge trim finish on drawer front always match drawer front finish.

Not all finishes are available as Xpress, Please see Xpress catalogue and/or specification software for details.

PRODUCT OPTIONS

Storage Style	Depth	Width	Height	Drawer Configuration
P Pulls	18, 20, 24	18	66, 72, 81	**B** Box, Box, File **F** File, File

SAMPLE ORDER CODE

BFDOS P	**18**	**18**	**72**	**B**

PRODUCT OPTIONS CONTINUED

Drawer Front Finish	Case Finish	Pull Style	Pull Finish	Key Style
Source Laminate	Source Laminate	**1** Standard Expansion	Foundation	**K** Keyed Alike
Foundation Laminate	Flintwood (No Cathedral)	**9** Rectangular	Mica	**R** Keyed Randomly
Grade 2 Laminate (No Accents)		**E** Edge – Standard		**N** No Lock
Flintwood (No Cathedral)		**F** Edge – Small		
		M Modern Straight (ADA)		
		S Slim		

SAMPLE ORDER CODE CONTINUED

3E	**3E**	**9**	**52**	**R**

See Pricing on the following page.

Xpress

BFDOS

Tower with Drawers – Open Shelves (Continued)

STORAGE STYLE **PRICING**

FILE, FILE (F)

	SOURCE LAMINATE CASE FINISH				FLINTWOOD CASE FINISH	
	DRAWER FRONT FINISH					
	Source Laminate	Foundation Laminate	Grade 2 Laminate	Flintwood	Grade 2 Laminate	Flintwood
BFDOSP181866	1768	1823	1946	2328	3908	4290
BFDOSP181872	1901	1954	2079	2485	3999	4404
BFDOSP181881	2033	2084	2211	2641	4089	4519
BFDOSP201866	1838	1891	2016	2398	4084	4467
BFDOSP201872	1987	2043	2165	2571	4186	4592
BFDOSP201881	2136	2193	2314	2744	4286	4715
BFDOSP241866	1906	1959	2084	2468	4263	4647
BFDOSP241872	2074	2129	2252	2658	4371	4778
BFDOSP241881	2241	2298	2419	2849	4480	4910

BOX, BOX, FILE (B)

	SOURCE LAMINATE CASE FINISH				FLINTWOOD CASE FINISH	
	DRAWER FRONT FINISH					
	Source Laminate	Foundation Laminate	Grade 2 Laminate	Flintwood	Grade 2 Laminate	Flintwood
BFDOSP181866	1808	1862	1985	2468	3944	4426
BFDOSP181872	1941	1995	2118	2624	4038	4544
BFDOSP181881	2074	2128	2252	2779	4134	4661
BFDOSP201866	1878	1932	2056	2538	4125	4606
BFDOSP201872	2029	2082	2207	2709	4229	4731
BFDOSP201881	2181	2233	2359	2881	4333	4855
BFDOSP241866	1945	2000	2123	2604	4305	4786
BFDOSP241872	2113	2168	2291	2796	4413	4917
BFDOSP241881	2282	2337	2460	2987	4522	5049

Xpress

B S W F S
Half Wardrobe Filing Cabinet

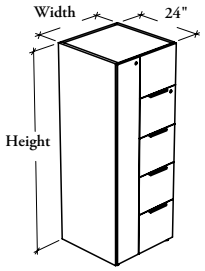

This storage provides a lockable storage area for garments and other items combined with filing capabilities to accept legal- and letter-size paper.

WHAT'S INCLUDED
1 half wardrobe cabinet, 4 file drawers, 1 coat rod, 1 adjustable shelf in storage unit section (81" high only) and 1 adjustable wardrobe shelf (81" high only), 4 12" hanging file bars, pulls (as specified), levelers, lock and keys (as specified).

WHAT'S EXCLUDED
Top for Solid Storage and Hang-On Kit.

NOTES
Full Door (half wardrobe section) and storage unit section above file drawers always come with a touch-to-open mechanism.

Width of drawers is fixed. Only the wardrobe width varies.

This cabinet has a central locking security system that disables the opening of a second drawer.

The wardrobe door has its own locking system.

The storage unit above the file drawers is **not** lockable.

Holes at 1 1/4" intervals on the inside of side panels of the top section allow for shelf adjustment.

The included 12" hanging file bars are to be installed along the width only.

Edge trim finish on door and drawer front always match door and drawer front finish.

Not all finishes are available as Xpress, Please see Xpress catalogue and/or specification software for details.

PRODUCT OPTIONS

Storage Style	Depth	Width	Height	Orientation
S Touch-to-Open Doors/ Pulls on Drawers	24	24, 30, 36	66, 72, 81	**L** Full Door on Left (Shown) **R** Full Door on Right

SAMPLE ORDER CODE

BSWFS S	24	24	81	R

PRODUCT OPTIONS CONTINUED

Door and Drawer Front Finish	Case Finish	Pull Style	Pull Finish	Key Style
Source Laminate Foundation Laminate Grade 2 Laminate (No Accents) Flintwood (No Cathedral)	Source Laminate Flintwood (No Cathedral)	**1** Standard Expansion **9** Rectangular **E** Edge – Standard **F** Edge – Small **M** Modern Straight (ADA) **S** Slim	Foundation Mica	**K** Keyed Alike **R** Keyed Randomly **N** No Lock

SAMPLE ORDER CODE CONTINUED

3E	LE	1	52	R

See Pricing on the following page.

Xpress

B S W F S

Half Wardrobe Filing Cabinet (Continued)

DIMENSIONS
INCHES / MM

PRICING

D	W	H	SOURCE LAMINATE CASE FINISH DOOR AND DRAWER FRONT FINISH Source Laminate	Foundation Laminate	Grade 2 Laminate	Flintwood	FLINTWOOD CASE FINISH Grade 2 Laminate	Flintwood
24 / 610	24 / 610	66 / 1676	3057	3324	3595	3952	4957	5313
24 / 610	24 / 610	72 / 1829	3158	3456	3746	4034	5137	5425
24 / 610	24 / 610	81 / 2057	3337	3689	3998	4157	5430	5589
24 / 610	30 / 762	66 / 1676	3368	3657	4040	4153	5998	6110
24 / 610	30 / 762	72 / 1829	3475	3808	4209	4690	5749	6231
24 / 610	30 / 762	81 / 2057	3688	4086	4514	5491	5441	6419
24 / 610	36 / 914	66 / 1676	3697	4020	4504	4894	6538	6928
24 / 610	36 / 914	72 / 1829	3817	4191	4698	4921	6858	7081
24 / 610	36 / 914	81 / 2057	4055	4515	5046	4966	7384	7304

Xpress

B S C W O S

Half Wardrobe Unit with Drawers – Open Shelves

This storage provides a lockable storage area to store garments and other items combined with the filing capabilities of a pedestal (letter- and legal-size paper).

WHAT'S INCLUDED

1 half wardrobe, 2 box and 1 file drawers or 2 file drawers (as specified), 1 adjustable shelf in wardrobe (81" high only), pulls (as specified), levelers, lock and keys (as specified), and elements as listed below:

	Drawer Configuration		Height		
	B	F	66"	72"	81"
Pencil Tray	1	n/a			
Drawer Divider	1	n/a			
12" Hanging File Bar	1	2			
Adjustable Shelf			2	2	2
Coat Hook (18" or 20" d)			2	2	2
Coat Rod (24" d)			1	1	1

WHAT'S EXCLUDED

Top for Solid Storage and Hang-On Kit.

NOTES

Full Door (half wardrobe section) always comes with a touch-to-open mechanism.

Width of drawers is fixed. Only the wardrobe width varies.

Box and file drawers have a central locking system. The door has its own locking system.

Holes at 1 1/4" intervals on the inside of side panels of the top section allow for shelf adjustment.

The included 12" hanging file bar is to be installed along the width only.

Edge trim finish on door and drawer front always match door and drawer front finish.

Not all finishes are available as Xpress, Please see Xpress catalogue and/or specification software for details.

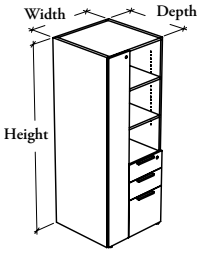

Box, Box, File (B)

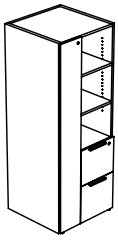

File, File (F)

PRODUCT OPTIONS

Storage Style	Depth	Width	Height	Drawer Configuration	Orientation
P Pulls	18, 20, 24	24, 30, 36	66, 72, 81	**B** Box, Box, File **F** File, File	**L** Full Door on Left (Shown) **R** Full Door on Right

SAMPLE ORDER CODE

BSCWOS P	24	24	81	F	R

PRODUCT OPTIONS CONTINUED

Door and Drawer Front Finish	Case Finish	Pull Style	Pull Finish	Key Style
Source Laminate	Source Laminate	**1** Standard Expansion	Foundation	**K** Keyed Alike
Foundation Laminate	Flintwood (No Cathedral)	**9** Rectangular	Mica	**R** Keyed Randomly
Grade 2 Laminate (No Accents)		**E** Edge – Standard		**N** No Lock
Flintwood (No Cathedral)		**F** Edge – Small		
		M Modern Straight (ADA)		
		S Slim		

SAMPLE ORDER CODE CONTINUED

XS	LE	1	52	R

See Pricing on the following page.

Xpress

BSCWOS

Half Wardrobe Unit with Drawers – Open Shelves (Continued)

DIMENSIONS INCHES / MM

PRICING

FILE, FILE (F)

D	W	H	SOURCE LAMINATE CASE FINISH DOOR AND DRAWER FRONT FINISH Source Laminate	Foundation Laminate	Grade 2 Laminate	Flintwood	FLINTWOOD CASE FINISH Grade 2 Laminate	Flintwood
18 / 457	24 / 610	66 / 1676	2265	2477	2616	2855	3798	4037
18 / 457	24 / 610	72 / 1829	2347	2570	2715	2859	3917	4060
18 / 457	24 / 610	81 / 2057	2487	2734	2883	2865	4112	4094
18 / 457	30 / 762	66 / 1676	2560	2827	3045	3043	4803	4801
18 / 457	30 / 762	72 / 1829	2642	2936	3156	3499	4494	4836
18 / 457	30 / 762	81 / 2057	2826	3150	3386	4181	4092	4887
18 / 457	36 / 914	66 / 1676	2877	3181	3495	3768	5323	5595
18 / 457	36 / 914	72 / 1829	2973	3307	3635	3721	5572	5659
18 / 457	36 / 914	81 / 2057	3181	3567	3907	3657	6007	5756
20 / 508	24 / 610	66 / 1676	2342	2551	2693	2930	3966	4203
20 / 508	24 / 610	72 / 1829	2422	2648	2790	2938	4086	4234
20 / 508	24 / 610	81 / 2057	2572	2819	2968	2948	4302	4283
20 / 508	30 / 762	66 / 1676	2640	2909	3124	3125	4980	4981
20 / 508	30 / 762	72 / 1829	2728	3019	3243	3582	4684	5023
20 / 508	30 / 762	81 / 2057	2917	3243	3478	4272	4295	5090
20 / 508	36 / 914	66 / 1676	2964	3269	3583	3855	5516	5789
20 / 508	36 / 914	72 / 1829	3065	3400	3726	3815	5773	5861
20 / 508	36 / 914	81 / 2057	3279	3664	4005	3753	6223	5972
24 / 610	24 / 610	66 / 1676	2414	2626	2764	3002	4127	4365
24 / 610	24 / 610	72 / 1829	2501	2726	2869	3015	4262	4408
24 / 610	24 / 610	81 / 2057	2658	2905	3054	3035	4487	4467
24 / 610	30 / 762	66 / 1676	2721	2988	3205	3204	5158	5157
24 / 610	30 / 762	72 / 1829	2814	3104	3329	3666	4873	5210
24 / 610	30 / 762	81 / 2057	3009	3332	3569	4363	4499	5293
24 / 610	36 / 914	66 / 1676	3050	3354	3669	3942	5708	5980
24 / 610	36 / 914	72 / 1829	3155	3491	3817	3903	5977	6063
24 / 610	36 / 914	81 / 2057	3377	3763	4103	3851	6440	6188

Pricing is continued on the following page.

Xpress

B S C W O S

Half Wardrobe Unit with Drawers – Open Shelves (Continued)

DIMENSIONS
INCHES / MM

PRICING

BOX, BOX, FILE (B)

D	W	H	SOURCE LAMINATE CASE FINISH DOOR AND DRAWER FRONT FINISH Source Laminate	Foundation Laminate	Grade 2 Laminate	Flintwood	FLINTWOOD CASE FINISH Grade 2 Laminate	Flintwood
18 / 457	24 / 610	66 / 1676	2308	2513	2658	2993	3842	4177
18 / 457	24 / 610	72 / 1829	2387	2601	2755	2998	3956	4200
18 / 457	24 / 610	81 / 2057	2531	2767	2928	3002	4156	4231
18 / 457	30 / 762	66 / 1676	2601	2866	3086	3180	4842	4937
18 / 457	30 / 762	72 / 1829	2686	2974	3201	3635	4541	4974
18 / 457	30 / 762	81 / 2057	2868	3188	3429	4322	4130	5023
18 / 457	36 / 914	66 / 1676	2917	3215	3536	3903	5365	5732
18 / 457	36 / 914	72 / 1829	3012	3344	3673	3857	5612	5796
18 / 457	36 / 914	81 / 2057	3219	3600	3945	3793	6044	5893
20 / 508	24 / 610	66 / 1676	2381	2585	2731	3068	4004	4341
20 / 508	24 / 610	72 / 1829	2467	2679	2835	3074	4132	4371
20 / 508	24 / 610	81 / 2057	2616	2854	3012	3087	4343	4418
20 / 508	30 / 762	66 / 1676	2682	2946	3167	3260	5022	5116
20 / 508	30 / 762	72 / 1829	2771	3060	3285	3720	4727	5162
20 / 508	30 / 762	81 / 2057	2960	3279	3520	4413	4335	5227
20 / 508	36 / 914	66 / 1676	3006	3303	3624	3990	5558	5924
20 / 508	36 / 914	72 / 1829	3104	3436	3766	3951	5813	5998
20 / 508	36 / 914	81 / 2057	3317	3697	4042	3891	6263	6111
24 / 610	24 / 610	66 / 1676	2453	2661	2804	3140	4169	4505
24 / 610	24 / 610	72 / 1829	2544	2756	2912	3154	4302	4545
24 / 610	24 / 610	81 / 2057	2700	2939	3096	3174	4527	4605
24 / 610	30 / 762	66 / 1676	2760	3026	3245	3340	5199	5295
24 / 610	30 / 762	72 / 1829	2855	3143	3370	3805	4913	5349
24 / 610	30 / 762	81 / 2057	3050	3370	3611	4503	4535	5428
24 / 610	36 / 914	66 / 1676	3093	3387	3712	4079	5750	6117
24 / 610	36 / 914	72 / 1829	3195	3525	3856	4041	6014	6199
24 / 610	36 / 914	81 / 2057	3413	3795	4139	3987	6478	6326

Xpress

B S C W S

Half Wardrobe Unit with Drawers – Solid Doors

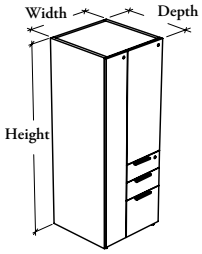

Box, Box, File (B)

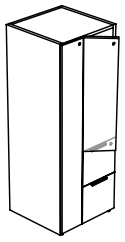

File, File (F)

This unit provides a lockable storage area to store garments and other items combined with the filing capabilities of a pedestal (letter- and legal-size paper).

WHAT'S INCLUDED

1 storage unit, 2 box and 1 file drawers or 2 file drawers (as specified), 1 adjustable shelf in wardrobe (81" high only), pulls (as specified), levelers, lock and keys (as specified), and elements as listed below:

	Drawer Configuration		Height		
	B	F	66"	72"	81"
Pencil Tray	1	n/a			
Drawer Divider	1	n/a			
12" Hanging File Bar	1	2			
Adjustable Shelf			2	2	2
Coat Hook (18" or 20" d)			2	2	2
Coat Rod (24" d)			1	1	1

WHAT'S EXCLUDED

Top for Solid Storage and Hang-On Kit.

NOTES

Full Door (half wardrobe section) and storage unit section above drawers always come with a touch-to-open mechanism.

Width of drawers is fixed. Only the wardrobe width varies.

Box and file drawers have a central locking system. The doors have its own locking system.

Holes at 1 1/4" intervals on the inside of side panels of the top section allow for shelf adjustment.

The included 12" hanging file bar is to be installed along the width only.

Edge trim finish on door and drawer front always match door and drawer front finish.

Not all finishes are available as Xpress, Please see Xpress catalogue and/or specification software for details.

PRODUCT OPTIONS

Storage Style	Depth	Width	Height	Drawer Configuration	Orientation
S Touch-to-Open Doors/Pulls on Drawers	18, 20, 24	24, 30, 36	66, 72, 81	**B** Box, Box, File **F** File, File	**L** Full Door on Left (Shown) **R** Full Door on Right

SAMPLE ORDER CODE

BSCWS S	24	30	72	F	R

PRODUCT OPTIONS CONTINUED

Door and Drawer Front Finish	Case Finish	Pull Style	Pull Finish	Key Style
Source Laminate Foundation Laminate Grade 2 Laminate (No Accents) Flintwood (No Cathedral)	Source Laminate Flintwood (No Cathedral)	**1** Standard Expansion **9** Rectangular **E** Edge – Standard **F** Edge – Small **M** Modern Straight (ADA) **S** Slim	Foundation Mica	**K** Keyed Alike **R** Keyed Randomly **N** No Lock

SAMPLE ORDER CODE CONTINUED

XS	XS	1	52	R

See Pricing on the following page.

Xpress

B S C W S

Half Wardrobe Unit with Drawers – Solid Doors (Continued)

DIMENSIONS INCHES / MM

PRICING

FILE, FILE (F)

D	W	H	SOURCE LAMINATE CASE FINISH DOOR AND DRAWER FRONT FINISH Source Laminate	Foundation Laminate	Grade 2 Laminate	Flintwood	FLINTWOOD CASE FINISH Grade 2 Laminate	Flintwood
18 / 457	24 / 610	66 / 1676	2496	2742	3035	3385	4221	4572
18 / 457	24 / 610	72 / 1829	2593	2857	3180	3465	4380	4665
18 / 457	24 / 610	81 / 2057	2733	3021	3394	3470	4623	4700
18 / 457	30 / 762	66 / 1676	2788	3092	3461	3573	5217	5329
18 / 457	30 / 762	72 / 1829	2886	3229	3620	4103	4957	5439
18 / 457	30 / 762	81 / 2057	3070	3444	3896	4787	4600	5491
18 / 457	36 / 914	66 / 1676	3103	3443	3910	4295	5741	6126
18 / 457	36 / 914	72 / 1829	3219	3596	4100	4326	6034	6261
18 / 457	36 / 914	81 / 2057	3429	3855	4420	4262	6514	6355
20 / 508	24 / 610	66 / 1676	2569	2817	3108	3460	4382	4734
20 / 508	24 / 610	72 / 1829	2669	2936	3256	3542	4553	4839
20 / 508	24 / 610	81 / 2057	2818	3105	3479	3556	4809	4886
20 / 508	30 / 762	66 / 1676	2868	3171	3541	3656	5394	5509
20 / 508	30 / 762	72 / 1829	2973	3314	3708	4185	5150	5627
20 / 508	30 / 762	81 / 2057	3162	3536	3987	4879	4804	5695
20 / 508	36 / 914	66 / 1676	3191	3531	3998	4385	5930	6317
20 / 508	36 / 914	72 / 1829	3312	3689	4193	4418	6238	6463
20 / 508	36 / 914	81 / 2057	3525	3954	4516	4358	6732	6574
24 / 610	24 / 610	66 / 1676	2641	2889	3179	3534	4543	4897
24 / 610	24 / 610	72 / 1829	2748	3012	3335	3621	4726	5012
24 / 610	24 / 610	81 / 2057	2904	3191	3564	3641	4996	5073
24 / 610	30 / 762	66 / 1676	2946	3251	3619	3735	5571	5687
24 / 610	30 / 762	72 / 1829	3057	3399	3791	4271	5334	5815
24 / 610	30 / 762	81 / 2057	3252	3628	4078	4968	5004	5895
24 / 610	36 / 914	66 / 1676	3277	3618	4084	4470	6125	6510
24 / 610	36 / 914	72 / 1829	3401	3777	4282	4510	6437	6665
24 / 610	36 / 914	81 / 2057	3624	4050	4616	4456	6948	6789

Pricing is continued on the following page.

Xpress

B S C W S

Half Wardrobe Unit with Drawers – Solid Doors (Continued)

DIMENSIONS
INCHES / MM

PRICING

BOX, BOX, FILE (B)

D	W	H	SOURCE LAMINATE CASE FINISH DOOR AND DRAWER FRONT FINISH Source Laminate	Foundation Laminate	Grade 2 Laminate	Flintwood	FLINTWOOD CASE FINISH Grade 2 Laminate	Flintwood
18 / 457	24 / 610	66 / 1676	2537	2776	3075	3522	4260	4707
18 / 457	24 / 610	72 / 1829	2631	2893	3219	3602	4418	4801
18 / 457	24 / 610	81 / 2057	2774	3064	3434	3607	4660	4833
18 / 457	30 / 762	66 / 1676	2828	3128	3501	3711	5258	5468
18 / 457	30 / 762	72 / 1829	2931	3265	3665	4238	5003	5576
18 / 457	30 / 762	81 / 2057	3113	3478	3938	4923	4643	5627
18 / 457	36 / 914	66 / 1676	3144	3476	3951	4431	5781	6262
18 / 457	36 / 914	72 / 1829	3257	3634	4138	4463	6076	6400
18 / 457	36 / 914	81 / 2057	3462	3892	4453	4397	6554	6498
20 / 508	24 / 610	66 / 1676	2608	2851	3147	3596	4421	4870
20 / 508	24 / 610	72 / 1829	2709	2973	3297	3681	4593	4976
20 / 508	24 / 610	81 / 2057	2859	3148	3519	3692	4848	5021
20 / 508	30 / 762	66 / 1676	2911	3209	3584	3791	5439	5646
20 / 508	30 / 762	72 / 1829	3015	3350	3749	4324	5190	5765
20 / 508	30 / 762	81 / 2057	3205	3570	4031	5015	4845	5829
20 / 508	36 / 914	66 / 1676	3233	3565	4040	4520	5976	6455
20 / 508	36 / 914	72 / 1829	3348	3725	4229	4553	6277	6602
20 / 508	36 / 914	81 / 2057	3562	3988	4553	4494	6774	6714
24 / 610	24 / 610	66 / 1676	2684	2922	3223	3669	4590	5036
24 / 610	24 / 610	72 / 1829	2788	3050	3376	3759	4765	5148
24 / 610	24 / 610	81 / 2057	2944	3233	3605	3776	5036	5207
24 / 610	30 / 762	66 / 1676	2990	3288	3663	3871	5617	5825
24 / 610	30 / 762	72 / 1829	3101	3436	3836	4409	5379	5952
24 / 610	30 / 762	81 / 2057	3296	3660	4122	5106	5047	6032
24 / 610	36 / 914	66 / 1676	3320	3650	4127	4606	6167	6647
24 / 610	36 / 914	72 / 1829	3439	3817	4320	4646	6478	6804
24 / 610	36 / 914	81 / 2057	3658	4086	4649	4592	6988	6931

B S C W G

Half Wardrobe Unit with Drawers – Glass Doors

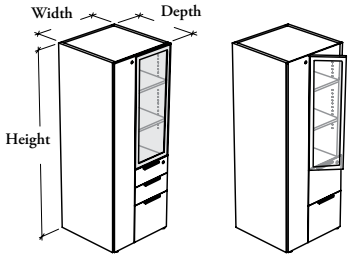

Box, Box, File (B) **File, File (F)**

This unit provides a lockable storage area to store garments and other items combined with the filing capabilities of a pedestal (letter- and legal-size paper).

WHAT'S INCLUDED

1 storage unit, 2 box and 1 file drawers or 2 file drawers (as specified), pulls (as specified), levelers, lock and keys (as specified), and elements as listed below:

	Drawer Configuration		Height		
	B	F	66"	72"	81"
Pencil Tray	1	n/a			
Drawer Divider	1	n/a			
12" Hanging File Bar	1	2			
Adjustable Shelf			2	2	3
Coat Hook (18" or 20" d)			2	2	2
Coat Rod (24" d)			1	1	1

WHAT'S EXCLUDED

Top for Solid Storage and Hang-On Kit.

NOTES

Full Door (half wardrobe section) and storage unit section above drawers always come with a touch-to-open mechanism.

Width of drawers is fixed. Only the wardrobe width varies.

Box and file drawers have a central locking system. The doors have its own locking system.

Holes at 1 1/4" intervals on the inside of side panels of the top section allow for shelf adjustment.

The included 12" hanging file bar is to be installed along the width only.

Edge trim finish on door and drawer front always match door and drawer front finish.

PRODUCT OPTIONS

Storage Style	Depth	Width	Height	Drawer Configuration	Orientation	Door and Drawer Front Finish
S Touch-to-Open Doors/Pulls on Drawers	18, 20, 24	24, 30, 36	66, 72, 81	**B** Box, Box, File **F** File, File	**L** Full Door on Left (Shown) **R** Full Door on Right	Source Laminate Foundation Laminate Grade 2 Laminate (No Accents) Flintwood (No Cathedral)

SAMPLE ORDER CODE

BSCWG S	24	30	72	B	L	2D

PRODUCT OPTIONS CONTINUED

Case Finish	Door Frame Finish	Glass Door Finish	Pull Style	Pull Finish	Key Style	Glass Door Lock
Source Laminate Flintwood (No Cathedral)	**AC** Clear Anodized Foundation Accent Mica	**Standard:** **CL** Clear **FT** Frosted **Back-Painted**	**1** Standard Expansion **9** Rectangular **E** Edge – Standard **F** Edge – Small **M** Modern Straight (ADA) **S** Slim	Foundation Mica	**K** Keyed Alike **R** Keyed Randomly **N** No Lock	**0** No **1** Yes

SAMPLE ORDER CODE CONTINUED

3D	AC	CL	9	60	R	0

See Pricing on the following page.

B S C W G

Half Wardrobe Unit with Drawers – Glass Doors (Continued)

FILE, FILE (F)

CLEAR GLASS DOORS (CL)

DIMENSIONS INCHES / MM			PRICING						KEY UPCHARGE
			SOURCE LAMINATE CASE FINISH				FLINTWOOD CASE FINISH		
			DOOR AND DRAWER FRONT FINISH						
D	W	H	Source Laminate	Foundation Laminate	Grade 2 Laminate	Flintwood	Grade 2 Laminate	Flintwood	Glass Door Lock (1)
18 / 457	24 / 610	66 / 1676	2853	3065	3203	3441	4385	4623	59
18 / 457	24 / 610	72 / 1829	2980	3204	3348	3493	4548	4694	59
18 / 457	24 / 610	81 / 2057	3105	3344	3502	3545	4722	4765	59
18 / 457	30 / 762	66 / 1676	3148	3415	3633	3633	5390	5390	59
18 / 457	30 / 762	72 / 1829	3281	3573	3796	4137	5136	5477	59
18 / 457	30 / 762	81 / 2057	3415	3732	3976	4643	4896	5563	59
18 / 457	36 / 914	66 / 1676	3462	3770	4081	4357	5908	6184	59
18 / 457	36 / 914	72 / 1829	3609	3949	4270	4361	6208	6298	59
18 / 457	36 / 914	81 / 2057	3756	4127	4482	4366	6529	6413	59
20 / 508	24 / 610	66 / 1676	2928	3137	3278	3516	4551	4789	59
20 / 508	24 / 610	72 / 1829	3057	3281	3425	3571	4721	4867	59
20 / 508	24 / 610	81 / 2057	3187	3427	3583	3626	4900	4944	59
20 / 508	30 / 762	66 / 1676	3229	3499	3714	3713	5570	5569	59
20 / 508	30 / 762	72 / 1829	3368	3659	3882	4221	5325	5664	59
20 / 508	30 / 762	81 / 2057	3506	3819	4066	4731	5095	5760	59
20 / 508	36 / 914	66 / 1676	3551	3857	4169	4446	6100	6376	59
20 / 508	36 / 914	72 / 1829	3701	4040	4363	4453	6411	6501	59
20 / 508	36 / 914	81 / 2057	3851	4222	4577	4460	6742	6625	59
24 / 610	24 / 610	66 / 1676	3000	3212	3351	3589	4713	4951	59
24 / 610	24 / 610	72 / 1829	3135	3360	3503	3649	4895	5042	59
24 / 610	24 / 610	81 / 2057	3269	3510	3665	3710	5088	5132	59
24 / 610	30 / 762	66 / 1676	3307	3578	3792	3793	5746	5747	59
24 / 610	30 / 762	72 / 1829	3453	3744	3968	4306	5513	5851	59
24 / 610	30 / 762	81 / 2057	3597	3910	4158	4819	5294	5955	59
24 / 610	36 / 914	66 / 1676	3636	3945	4255	4529	6293	6568	59
24 / 610	36 / 914	72 / 1829	3791	4130	4452	4544	6612	6704	59
24 / 610	36 / 914	81 / 2057	3945	4315	4671	4558	6952	6840	59

FROSTED (FT) AND BACK-PAINTED GLASS DOORS

			SOURCE LAMINATE CASE FINISH				FLINTWOOD CASE FINISH		KEY UPCHARGE
			DOOR AND DRAWER FRONT FINISH						
			Source Laminate	Foundation Laminate	Grade 2 Laminate	Flintwood	Grade 2 Laminate	Flintwood	Glass Door Lock (1)
18 / 457	24 / 610	66 / 1676	3001	3213	3351	3589	4533	4771	59
18 / 457	24 / 610	72 / 1829	3161	3385	3529	3674	4729	4875	59
18 / 457	24 / 610	81 / 2057	3334	3573	3731	3774	4951	4994	59
18 / 457	30 / 762	66 / 1676	3296	3563	3781	3781	5538	5538	59
18 / 457	30 / 762	72 / 1829	3462	3754	3977	4318	5317	5658	59
18 / 457	30 / 762	81 / 2057	3644	3961	4205	4872	5125	5792	59

Pricing is continued on the following page.

B S C W G

Half Wardrobe Unit with Drawers – Glass Doors (Continued)

DIMENSIONS INCHES / MM

PRICING

KEY UPCHARGE

FILE, FILE (F) (CONTINUED)

FROSTED (FT) AND BACK-PAINTED GLASS DOORS

			SOURCE LAMINATE CASE FINISH				FLINTWOOD CASE FINISH		
			DOOR AND DRAWER FRONT FINISH						
D	W	H	Source Laminate	Foundation Laminate	Grade 2 Laminate	Flintwood	Grade 2 Laminate	Flintwood	Glass Door Lock (1)
18 / 457	36 / 914	66 / 1676	3610	3918	4229	4505	6056	6332	59
18 / 457	36 / 914	72 / 1829	3790	4130	4451	4542	6389	6479	59
18 / 457	36 / 914	81 / 2057	3985	4356	4711	4595	6758	6642	59
20 / 508	24 / 610	66 / 1676	3076	3285	3426	3664	4699	4937	59
20 / 508	24 / 610	72 / 1829	3238	3462	3606	3752	4902	5048	59
20 / 508	24 / 610	81 / 2057	3416	3656	3812	3855	5129	5173	59
20 / 508	30 / 762	66 / 1676	3377	3647	3862	3861	5718	5717	59
20 / 508	30 / 762	72 / 1829	3549	3840	4063	4402	5506	5845	59
20 / 508	30 / 762	81 / 2057	3735	4048	4295	4960	5324	5989	59
20 / 508	36 / 914	66 / 1676	3699	4005	4317	4594	6248	6524	59
20 / 508	36 / 914	72 / 1829	3882	4221	4544	4634	6592	6682	59
20 / 508	36 / 914	81 / 2057	4080	4451	4806	4689	6971	6854	59
24 / 610	24 / 610	66 / 1676	3148	3360	3499	3737	4861	5099	59
24 / 610	24 / 610	72 / 1829	3316	3541	3684	3830	5076	5223	59
24 / 610	24 / 610	81 / 2057	3498	3739	3894	3939	5317	5361	59
24 / 610	30 / 762	66 / 1676	3455	3726	3940	3941	5894	5895	59
24 / 610	30 / 762	72 / 1829	3634	3925	4149	4487	5694	6032	59
24 / 610	30 / 762	81 / 2057	3826	4139	4387	5048	5523	6184	59
24 / 610	36 / 914	66 / 1676	3784	4093	4403	4677	6441	6716	59
24 / 610	36 / 914	72 / 1829	3972	4311	4633	4725	6793	6885	59
24 / 610	36 / 914	81 / 2057	4174	4544	4900	4787	7181	7069	59

KEY UPCHARGE

BOX, BOX, FILE (B)

CLEAR GLASS DOORS (CL)

			SOURCE LAMINATE CASE FINISH				FLINTWOOD CASE FINISH		
			DOOR AND DRAWER FRONT FINISH						
			Source Laminate	Foundation Laminate	Grade 2 Laminate	Flintwood	Grade 2 Laminate	Flintwood	Glass Door Lock (1)
18 / 457	24 / 610	66 / 1676	2893	3102	3244	3582	4428	4766	59
18 / 457	24 / 610	72 / 1829	3022	3239	3390	3635	4592	4836	59
18 / 457	24 / 610	81 / 2057	3151	3375	3547	3688	4764	4905	59
18 / 457	30 / 762	66 / 1676	3189	3454	3673	3767	5429	5522	59
18 / 457	30 / 762	72 / 1829	3322	3609	3837	4270	5174	5608	59
18 / 457	30 / 762	81 / 2057	3455	3765	4015	4774	4935	5693	59
18 / 457	36 / 914	66 / 1676	3507	3804	4126	4492	5955	6321	59
18 / 457	36 / 914	72 / 1829	3648	3980	4310	4494	6248	6432	59
18 / 457	36 / 914	81 / 2057	3790	4155	4516	4496	6563	6544	59
20 / 508	24 / 610	66 / 1676	2968	3176	3319	3657	4592	4930	59
20 / 508	24 / 610	72 / 1829	3101	3317	3469	3713	4767	5011	59
20 / 508	24 / 610	81 / 2057	3234	3457	3631	3769	4954	5092	59

Pricing is continued on the following page.

B S C W G

Half Wardrobe Unit with Drawers – Glass Doors (Continued)

BOX, BOX, FILE (B) (CONTINUED)

CLEAR GLASS DOORS (CL)

DIMENSIONS INCHES / MM			PRICING						KEY UPCHARGE
			SOURCE LAMINATE CASE FINISH				FLINTWOOD CASE FINISH		
			DOOR AND DRAWER FRONT FINISH						
D	W	H	Source Laminate	Foundation Laminate	Grade 2 Laminate	Flintwood	Grade 2 Laminate	Flintwood	Glass Door Lock (1)
20 / 508	30 / 762	66 / 1676	3269	3534	3753	3847	5609	5702	59
20 / 508	30 / 762	72 / 1829	3407	3694	3922	4356	5362	5796	59
20 / 508	30 / 762	81 / 2057	3545	3855	4106	4865	5131	5891	59
20 / 508	36 / 914	66 / 1676	3594	3892	4213	4581	6144	6512	59
20 / 508	36 / 914	72 / 1829	3740	4073	4401	4586	6449	6634	59
20 / 508	36 / 914	81 / 2057	3885	4254	4611	4591	6778	6757	59
24 / 610	24 / 610	66 / 1676	3042	3250	3392	3730	4756	5094	59
24 / 610	24 / 610	72 / 1829	3179	3394	3547	3791	4938	5181	59
24 / 610	24 / 610	81 / 2057	3317	3538	3713	3851	5130	5269	59
24 / 610	30 / 762	66 / 1676	3348	3613	3832	3926	5788	5881	59
24 / 610	30 / 762	72 / 1829	3492	3777	4007	4440	5550	5983	59
24 / 610	30 / 762	81 / 2057	3637	3942	4197	4955	5328	6085	59
24 / 610	36 / 914	66 / 1676	3681	3979	4299	4668	6338	6706	59
24 / 610	36 / 914	72 / 1829	3830	4161	4492	4677	6652	6837	59
24 / 610	36 / 914	81 / 2057	3981	4344	4707	4685	6989	6967	59

FROSTED (FT) AND BACK-PAINTED GLASS DOORS

			SOURCE LAMINATE CASE FINISH				FLINTWOOD CASE FINISH		KEY UPCHARGE
			DOOR AND DRAWER FRONT FINISH						
			Source Laminate	Foundation Laminate	Grade 2 Laminate	Flintwood	Grade 2 Laminate	Flintwood	Glass Door Lock (1)
18 / 457	24 / 610	66 / 1676	3041	3250	3392	3730	4576	4914	59
18 / 457	24 / 610	72 / 1829	3203	3420	3571	3816	4773	5017	59
18 / 457	24 / 610	81 / 2057	3380	3604	3776	3917	4993	5134	59
18 / 457	30 / 762	66 / 1676	3337	3602	3821	3915	5577	5670	59
18 / 457	30 / 762	72 / 1829	3503	3790	4018	4451	5355	5789	59
18 / 457	30 / 762	81 / 2057	3684	3994	4244	5003	5164	5922	59
18 / 457	36 / 914	66 / 1676	3655	3952	4274	4640	6103	6469	59
18 / 457	36 / 914	72 / 1829	3829	4161	4491	4675	6429	6613	59
18 / 457	36 / 914	81 / 2057	4019	4384	4745	4725	6792	6773	59
20 / 508	24 / 610	66 / 1676	3116	3324	3467	3805	4740	5078	59
20 / 508	24 / 610	72 / 1829	3282	3498	3650	3894	4948	5192	59
20 / 508	24 / 610	81 / 2057	3463	3686	3860	3998	5183	5321	59
20 / 508	30 / 762	66 / 1676	3417	3682	3901	3995	5757	5850	59
20 / 508	30 / 762	72 / 1829	3588	3875	4103	4537	5543	5977	59
20 / 508	30 / 762	81 / 2057	3774	4084	4335	5094	5360	6120	59
20 / 508	36 / 914	66 / 1676	3742	4040	4361	4729	6292	6660	59
20 / 508	36 / 914	72 / 1829	3921	4254	4582	4767	6630	6815	59
20 / 508	36 / 914	81 / 2057	4114	4483	4840	4820	7007	6986	59

Pricing is continued on the following page.

B S C W G

Half Wardrobe Unit with Drawers – Glass Doors (Continued)

DIMENSIONS INCHES / MM			PRICING						KEY UPCHARGE
			BOX, BOX, FILE (B) (CONTINUED)						
			FROSTED (FT) AND BACK-PAINTED GLASS DOORS						
			SOURCE LAMINATE CASE FINISH				FLINTWOOD CASE FINISH		
			DOOR AND DRAWER FRONT FINISH						
D	W	H	Source Laminate	Foundation Laminate	Grade 2 Laminate	Flintwood	Grade 2 Laminate	Flintwood	Glass Door Lock (1)
24 / 610	24 / 610	66 / 1676	3190	3398	3540	3878	4904	5242	59
24 / 610	24 / 610	72 / 1829	3360	3575	3728	3972	5119	5362	59
24 / 610	24 / 610	81 / 2057	3546	3767	3942	4080	5359	5498	59
24 / 610	30 / 762	66 / 1676	3496	3761	3980	4074	5936	6029	59
24 / 610	30 / 762	72 / 1829	3673	3958	4188	4621	5731	6164	59
24 / 610	30 / 762	81 / 2057	3866	4171	4426	5184	5557	6314	59
24 / 610	36 / 914	66 / 1676	3829	4127	4447	4816	6486	6854	59
24 / 610	36 / 914	72 / 1829	4011	4342	4673	4858	6833	7018	59
24 / 610	36 / 914	81 / 2057	4210	4573	4936	4914	7218	7196	59

Xpress

B S U S
Storage Unit – Solid Doors

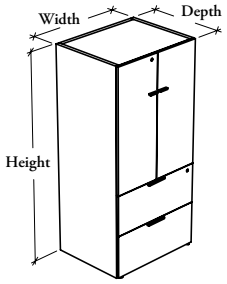

Pulls (P)



Touch-to-Open Doors/ Pulls on Drawers (S)

Storage Units combine the filing capabilities of a lateral file with the flexibility of a storage unit. The drawers accepts both letter- and legal-size paper.

WHAT'S INCLUDED

1 storage unit with 2 lateral file drawers, pulls (as specified), 2 15" cross file bars (24" wide) or 4 15" cross file bars (30" or 36" wide), levelers, lock and keys (as specified), and adjustable shelves as listed below:

	Height		
	66"	72"	81"
Adjustable Shelf	2	2	3

WHAT'S EXCLUDED

Top for Solid Storage and Hang-On Kit.

NOTES

When Storage Style (P) is specified, Pull Styles (E and F) are **not** available.

Drawers have a central locking security system that disables the opening of a second drawer.

The doors have their own locking system.

Holes at 1 1/4" intervals on the inside of side panels of the top section allow for shelf adjustment.

Additional shelves (BSHS) are available and must be ordered separately.

The included 15" cross file bars are to be installed along the depth only.

Edge trim finish on door and drawer front always match door and drawer front finish.

Not all finishes are available as Xpress, Please see Xpress catalogue and/or specification software for details.

PRODUCT OPTIONS

Storage Style	Depth	Width	Height	Door and Drawer Front Finish
P Pulls	18, 20, 24	24, 30, 36	66, 72, 81	Source Laminate
S Touch-to-Open Doors/ Pulls on Drawers				Foundation Laminate
				Grade 2 Laminate (No Accents)
				Flintwood (No Cathedral)

SAMPLE ORDER CODE

BSUS S	24	24	66	3E

PRODUCT OPTIONS CONTINUED

Case Finish	Pull Style	Pull Finish	Key Style
Source Laminate	**1** Standard Expansion	Foundation	**K** Keyed Alike
Flintwood (No Cathedral)	**9** Rectangular	Mica	**R** Keyed Randomly
	E Edge – Standard		**N** No Lock
	F Edge – Small		
	M Modern Straight (ADA)		
	S Slim		

SAMPLE ORDER CODE CONTINUED

3E	1	52	R

See Pricing on the following page.

Xpress

BSUS

Storage Unit – Solid Doors (Continued)

DIMENSIONS INCHES / MM

PRICING

D	W	H	SOURCE LAMINATE CASE FINISH DOOR AND DRAWER FRONT FINISH Source Laminate	Foundation Laminate	Grade 2 Laminate	Flintwood	FLINTWOOD CASE FINISH Grade 2 Laminate	Flintwood
18 / 457	24 / 610	66 / 1676	2178	2384	2716	3070	3900	4254
18 / 457	24 / 610	72 / 1829	2266	2504	2854	3139	4055	4340
18 / 457	24 / 610	81 / 2057	2454	2748	3115	3245	4346	4476
18 / 457	30 / 762	66 / 1676	2304	2579	2976	3519	4308	4851
18 / 457	30 / 762	72 / 1829	2408	2724	3142	3602	4501	4961
18 / 457	30 / 762	81 / 2057	2624	3008	3450	3728	4845	5124
18 / 457	36 / 914	66 / 1676	2486	2851	3293	4022	4780	5509
18 / 457	36 / 914	72 / 1829	2598	3014	3479	4124	4994	5639
18 / 457	36 / 914	81 / 2057	2845	3351	3837	4275	5398	5836
20 / 508	24 / 610	66 / 1676	2253	2458	2791	3143	4065	4417
20 / 508	24 / 610	72 / 1829	2347	2580	2935	3218	4232	4515
20 / 508	24 / 610	81 / 2057	2541	2830	3201	3330	4534	4663
20 / 508	30 / 762	66 / 1676	2385	2662	3058	3600	4484	5027
20 / 508	30 / 762	72 / 1829	2492	2809	3226	3688	4687	5149
20 / 508	30 / 762	81 / 2057	2715	3099	3541	3821	5046	5326
20 / 508	36 / 914	66 / 1676	2573	2938	3380	4110	4971	5701
20 / 508	36 / 914	72 / 1829	2688	3105	3569	4215	5194	5840
20 / 508	36 / 914	81 / 2057	2942	3448	3933	4372	5616	6055
24 / 610	24 / 610	66 / 1676	2325	2532	2864	3218	4227	4580
24 / 610	24 / 610	72 / 1829	2422	2661	3010	3296	4399	4685
24 / 610	24 / 610	81 / 2057	2626	2916	3286	3414	4723	4851
24 / 610	30 / 762	66 / 1676	2467	2741	3140	3681	4664	5205
24 / 610	30 / 762	72 / 1829	2576	2891	3310	3771	4874	5335
24 / 610	30 / 762	81 / 2057	2805	3190	3631	3910	5249	5529
24 / 610	36 / 914	66 / 1676	2661	3023	3468	4198	5163	5893
24 / 610	36 / 914	72 / 1829	2779	3196	3660	4306	5397	6042
24 / 610	36 / 914	81 / 2057	3040	3546	4031	4471	5829	6269

Xpress

B S U O S
Storage Unit – Open Shelves

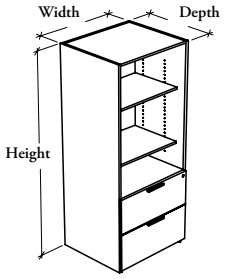

Storage Units combine the filing capabilities of a lateral file with the flexibility of a storage unit. The drawers accepts both letter- and legal-size paper.

WHAT'S INCLUDED
1 storage unit with 2 lateral file drawers, pulls (as specified), 2 15" cross file bars (24" wide) or 4 15" cross file bars (30" or 36" wide), levelers, lock and keys (as specified), and adjustable shelves as listed below:

	Height		
	66"	72"	81"
Adjustable Shelf	2	2	3

WHAT'S EXCLUDED
Top for Solid Storage and Hang-On Kit.

NOTES
Drawers have a central locking security system that disables the opening of a second drawer.

Holes at 1 1/4" intervals on the inside of side panels of the top section allow for shelf adjustment.

Additional shelves (BSHS) are available and must be ordered separately.

The included 15" cross file bars are to be installed along the depth only.

Edge trim finish on drawer front always match drawer front finish.

Not all finishes are available as Xpress, Please see Xpress catalogue and/or specification software for details.

PRODUCT OPTIONS

Storage Style	Depth	Width	Height	Drawer Front Finish
P Pulls	18, 20, 24	24, 30, 36	66, 72, 81	Source Laminate Foundation Laminate Grade 2 Laminate (No Accents) Flintwood (No Cathedral)

SAMPLE ORDER CODE

BSUOS P	24	24	66	3E

PRODUCT OPTIONS CONTINUED

Case Finish	Pull Style	Pull Finish	Key Style
Source Laminate	**1** Standard Expansion	Foundation	**K** Keyed Alike
Flintwood (No Cathedral)	**9** Rectangular	Mica	**R** Keyed Randomly
	E Edge – Standard		**N** No Lock
	F Edge – Small		
	M Modern Straight (ADA)		
	S Slim		

SAMPLE ORDER CODE CONTINUED

3E	1	52	R

See Pricing on the following page.

Xpress

BSUOS

Storage Unit – Open Shelves (Continued)

DIMENSIONS INCHES / MM

PRICING

D	W	H	SOURCE LAMINATE CASE FINISH DRAWER FRONT FINISH Source Laminate	Foundation Laminate	Grade 2 Laminate	Flintwood	FLINTWOOD CASE FINISH Grade 2 Laminate	Flintwood
18 / 457	24 / 610	66 / 1676	1968	2074	2205	2835	3169	3799
18 / 457	24 / 610	72 / 1829	2030	2155	2267	2897	3248	3878
18 / 457	24 / 610	81 / 2057	2084	2230	2321	2991	3327	3997
18 / 457	30 / 762	66 / 1676	2057	2207	2354	3270	3477	4393
18 / 457	30 / 762	72 / 1829	2125	2294	2421	3348	3563	4490
18 / 457	30 / 762	81 / 2057	2185	2383	2481	3467	3654	4639
18 / 457	36 / 914	66 / 1676	2196	2411	2551	3744	3843	5036
18 / 457	36 / 914	72 / 1829	2265	2510	2620	3837	3937	5154
18 / 457	36 / 914	81 / 2057	2330	2604	2684	3980	4034	5330
20 / 508	24 / 610	66 / 1676	2040	2147	2278	2911	3330	3963
20 / 508	24 / 610	72 / 1829	2107	2232	2344	2975	3420	4051
20 / 508	24 / 610	81 / 2057	2169	2316	2407	3074	3516	4184
20 / 508	30 / 762	66 / 1676	2137	2288	2434	3351	3655	4572
20 / 508	30 / 762	72 / 1829	2209	2380	2505	3433	3750	4678
20 / 508	30 / 762	81 / 2057	2278	2475	2574	3558	3857	4841
20 / 508	36 / 914	66 / 1676	2287	2498	2642	3831	4037	5227
20 / 508	36 / 914	72 / 1829	2358	2602	2712	3928	4140	5356
20 / 508	36 / 914	81 / 2057	2428	2702	2783	4077	4255	5548
24 / 610	24 / 610	66 / 1676	2113	2222	2350	2984	3494	4128
24 / 610	24 / 610	72 / 1829	2186	2310	2423	3053	3593	4223
24 / 610	24 / 610	81 / 2057	2255	2402	2492	3160	3703	4371
24 / 610	30 / 762	66 / 1676	2218	2365	2515	3431	3830	4747
24 / 610	30 / 762	72 / 1829	2294	2466	2591	3518	3937	4865
24 / 610	30 / 762	81 / 2057	2365	2567	2661	3649	4056	5044
24 / 610	36 / 914	66 / 1676	2373	2582	2728	3918	4230	5419
24 / 610	36 / 914	72 / 1829	2447	2693	2802	4020	4340	5558
24 / 610	36 / 914	81 / 2057	2528	2799	2883	4175	4473	5765

Xpress

B S U G
Storage Unit – Glass Doors

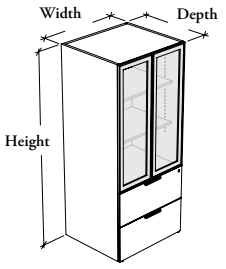

Storage Unit combines the filing capabilities of a lateral file with the flexibility of a storage unit. The drawers accepts both letter- and legal-size paper.

WHAT'S INCLUDED
1 storage unit with 2 lateral file drawers, pulls (as specified), 2 15" cross file bars (24" wide) or 4 15" cross file bars (30" or 36" wide), levelers, lock and keys (as specified), and adjustable shelves as listed below:

	Height		
	66"	72"	81"
Adjustable Shelf	2	2	3

WHAT'S EXCLUDED
Top for Solid Storage and Hang-On Kit.

NOTES
Drawers have a central locking security system that disables the opening of a second drawer.

Holes at 1 1/4" intervals on the inside of side panels of the top section allow for shelf adjustment.

Additional shelves (BSHS) are available and must be ordered separately.

The included 15" cross file bars are to be installed along the depth only.

Edge trim finish on drawer front always match drawer front finish.

Not all glass finishes are available as Xpress, Please see Xpress catalogue and/or specification software for details.

PRODUCT OPTIONS

Storage Style	Depth	Width	Height	Drawer Front Finish	Case Finish
S Touch-to-Open Doors/Pulls on Drawers	18, 20, 24	24, 30, 36	66, 72, 81	Source Laminate Foundation Laminate Grade 2 Laminate (No Accents) Flintwood (No Cathedral)	Source Laminate Flintwood (No Cathedral)

SAMPLE ORDER CODE

BSUG S	24	24	66	LW	XS

PRODUCT OPTIONS CONTINUED

Door Frame Finish	Glass Door Finish	Pull Style	Pull Finish	Drawer Key Style	Glass Door Lock
AC Clear Anodized Foundation Accent Mica	**Standard:** **CL** Clear **FT** Frosted **Back-Painted**	**1** Standard Expansion **9** Rectangular **E** Edge – Standard **F** Edge – Small **M** Modern Straight (ADA) **S** Slim	Foundation Mica	**K** Keyed Alike **R** Keyed Randomly **N** No Lock	**0** No **1** Yes

SAMPLE ORDER CODE CONTINUED

74	FT	9	74	K	1

See Pricing on the following page.

Xpress

B S U G

Storage Unit – Glass Doors (Continued)

DIMENSIONS INCHES / MM			PRICING						KEY UPCHARGE
			CLEAR GLASS DOORS (CL)						
			SOURCE LAMINATE CASE FINISH				FLINTWOOD CASE FINISH		
			DRAWER FRONT FINISH						
D	W	H	Source Laminate	Foundation Laminate	Grade 2 Laminate	Flintwood	Grade 2 Laminate	Flintwood	Glass Door Lock (1)
18 / 457	24 / 610	66 / 1676	3049	3156	3286	3918	4250	4882	59
18 / 457	24 / 610	72 / 1829	3197	3321	3434	4065	4414	5045	59
18 / 457	24 / 610	81 / 2057	3413	3712	3650	4472	4659	5481	59
18 / 457	30 / 762	66 / 1676	3222	3371	3518	4434	4642	5557	59
18 / 457	30 / 762	72 / 1829	3379	3554	3675	4607	4818	5750	59
18 / 457	30 / 762	81 / 2057	3688	4057	3984	5142	5157	6315	59
18 / 457	36 / 914	66 / 1676	3443	3651	3798	4986	5089	6276	59
18 / 457	36 / 914	72 / 1829	3595	3841	3950	5170	5266	6485	59
18 / 457	36 / 914	81 / 2057	3900	4348	4255	5724	5607	7076	59
20 / 508	24 / 610	66 / 1676	3124	3230	3361	3990	4417	5046	59
20 / 508	24 / 610	72 / 1829	3275	3399	3512	4143	4587	5219	59
20 / 508	24 / 610	81 / 2057	3500	3797	3737	4556	4850	5669	59
20 / 508	30 / 762	66 / 1676	3304	3453	3600	4516	4819	5735	59
20 / 508	30 / 762	72 / 1829	3463	3638	3760	4692	5004	5937	59
20 / 508	30 / 762	81 / 2057	3777	4151	4074	5234	5357	6518	59
20 / 508	36 / 914	66 / 1676	3531	3740	3885	5074	5279	6468	59
20 / 508	36 / 914	72 / 1829	3688	3933	4042	5261	5468	6687	59
20 / 508	36 / 914	81 / 2057	3997	4448	4351	5821	5824	7294	59
24 / 610	24 / 610	66 / 1676	3196	3304	3433	4066	4575	5208	59
24 / 610	24 / 610	72 / 1829	3353	3476	3590	4220	4761	5391	59
24 / 610	24 / 610	81 / 2057	3583	3882	3820	4644	5030	5854	59
24 / 610	30 / 762	66 / 1676	3383	3531	3680	4594	4999	5913	59
24 / 610	30 / 762	72 / 1829	3550	3722	3846	4777	5194	6125	59
24 / 610	30 / 762	81 / 2057	3870	4240	4166	5325	5561	6719	59
24 / 610	36 / 914	66 / 1676	3618	3826	3973	5162	5470	6659	59
24 / 610	36 / 914	72 / 1829	3776	4024	4131	5352	5670	6891	59
24 / 610	36 / 914	81 / 2057	4096	4544	4450	5920	6038	7508	59

Pricing is continued on the following page.

Xpress

B S U G

Storage Unit – Glass Doors (Continued)

DIMENSIONS INCHES / MM			PRICING						KEY UPCHARGE
			FROSTED (FT) AND BACK-PAINTED GLASS DOORS						
			SOURCE LAMINATE CASE FINISH				FLINTWOOD CASE FINISH		
			DRAWER FRONT FINISH						
D	W	H	Source Laminate	Foundation Laminate	Grade 2 Laminate	Flintwood	Grade 2 Laminate	Flintwood	Glass Door Lock (1)
18 / 457	24 / 610	66 / 1676	3278	3385	3515	4147	4479	5111	59
18 / 457	24 / 610	72 / 1829	3473	3597	3710	4341	4690	5321	59
18 / 457	24 / 610	81 / 2057	3701	4000	3938	4760	4947	5769	59
18 / 457	30 / 762	66 / 1676	3510	3659	3806	4722	4930	5845	59
18 / 457	30 / 762	72 / 1829	3724	3899	4020	4952	5163	6095	59
18 / 457	30 / 762	81 / 2057	4072	4441	4368	5526	5541	6699	59
18 / 457	36 / 914	66 / 1676	3788	3996	4143	5331	5434	6621	59
18 / 457	36 / 914	72 / 1829	4013	4259	4368	5588	5684	6903	59
18 / 457	36 / 914	81 / 2057	4352	4800	4707	6176	6059	7528	59
20 / 508	24 / 610	66 / 1676	3353	3459	3590	4219	4646	5275	59
20 / 508	24 / 610	72 / 1829	3551	3675	3788	4419	4863	5495	59
20 / 508	24 / 610	81 / 2057	3788	4085	4025	4844	5138	5957	59
20 / 508	30 / 762	66 / 1676	3592	3741	3888	4804	5107	6023	59
20 / 508	30 / 762	72 / 1829	3808	3983	4105	5037	5349	6282	59
20 / 508	30 / 762	81 / 2057	4161	4535	4458	5618	5741	6902	59
20 / 508	36 / 914	66 / 1676	3876	4085	4230	5419	5624	6813	59
20 / 508	36 / 914	72 / 1829	4106	4351	4460	5679	5886	7105	59
20 / 508	36 / 914	81 / 2057	4449	4900	4803	6273	6276	7746	59
24 / 610	24 / 610	66 / 1676	3425	3533	3662	4295	4804	5437	59
24 / 610	24 / 610	72 / 1829	3629	3752	3866	4496	5037	5667	59
24 / 610	24 / 610	81 / 2057	3871	4170	4108	4932	5318	6142	59
24 / 610	30 / 762	66 / 1676	3671	3819	3968	4882	5287	6201	59
24 / 610	30 / 762	72 / 1829	3895	4067	4191	5122	5539	6470	59
24 / 610	30 / 762	81 / 2057	4254	4624	4550	5709	5945	7103	59
24 / 610	36 / 914	66 / 1676	3963	4171	4318	5507	5815	7004	59
24 / 610	36 / 914	72 / 1829	4194	4442	4549	5770	6088	7309	59
24 / 610	36 / 914	81 / 2057	4548	4996	4902	6372	6490	7960	59

Xpress

B S W U S

Storage Unit with Wardrobe – Solid Doors

This storage combines the organizational capabilities of a storage unit with the storage capacity of a wardrobe. The drawers accepts both letter- and legal-size paper.

WHAT'S INCLUDED

1 half-wardrobe, 2 lateral file drawers, 1 storage unit, 1 adjustable shelf in wardrobe (81" high only), 1 coat rod, 2 15" cross file bars, pulls (as specified), levelers, lock and keys (as specified), and adjustable shelves as listed below:

	Height		
	66"	72"	81"
Adjustable Shelf	2	2	3

WHAT'S EXCLUDED

Top for Solid Storage and Hang-On Kit.

NOTES

Full door (half wardrobe section) always comes with a touch-to-open mechanism.

The Storage Unit with Wardrobe has a central locking security system that disables the opening of a second drawer.

Holes at 1 1/4" intervals on the inside of side panels of the top section allow for shelf adjustment.

The included 15" cross file bar are to be installed along the depth only.

Edge trim finish on door and drawer front always match door and drawer front finish.

Not all finishes are available as Xpress, Please see Xpress catalogue and/or specification software for details.

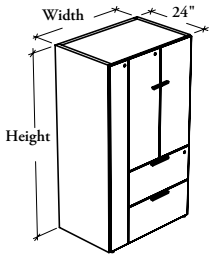

Pulls (P)



Touch-to-Open Doors/ Pulls on Drawers (S)

PRODUCT OPTIONS

Storage Style	Depth	Width	Height	Orientation
P Pulls	24	30, 36	66, 72, 81	**L** Full Door on Left (Shown)
S Touch-to-Open Doors/ Pulls on Drawers				**R** Full Door on Right

SAMPLE ORDER CODE

BSWUS S	24	30	72	L

PRODUCT OPTIONS CONTINUED

Door and Drawer Front Finish	Case Finish	Pull Style	Pull Finish	Key Style
Source Laminate	Source Laminate	**1** Standard Expansion	Foundation	**K** Keyed Alike
Foundation Laminate	Flintwood (No Cathedral)	**9** Rectangular	Mica	**R** Keyed Randomly
Grade 2 Laminate (No Accents)		**E** Edge – Standard		**N** No Lock
Flintwood (No Cathedral)		**F** Edge – Small		
		M Modern Straight (ADA)		
		S Slim		

SAMPLE ORDER CODE CONTINUED

2E	3E	1	60	R

See Pricing on the following page.

Xpress

BSWUS

Storage Unit with Wardrobe – Solid Doors (Continued)

DIMENSIONS
INCHES / MM

PRICING

D	W	H	SOURCE LAMINATE CASE FINISH DOOR AND DRAWER FRONT FINISH Source Laminate	Foundation Laminate	Grade 2 Laminate	Flintwood	FLINTWOOD CASE FINISH Grade 2 Laminate	Flintwood
24 / 610	30 / 762	66 / 1676	2891	3195	3564	4567	5090	6092
24 / 610	30 / 762	72 / 1829	2983	3307	3717	4598	5278	6159
24 / 610	30 / 762	81 / 2057	3230	3590	4056	4723	5672	6339
24 / 610	36 / 914	66 / 1676	3035	3405	3842	4802	5540	6500
24 / 610	36 / 914	72 / 1829	3130	3534	4011	4840	5746	6575
24 / 610	36 / 914	81 / 2057	3408	3852	4399	4959	6196	6756

Xpress

B S D S

4-Door Storage Cabinet – Solid Doors

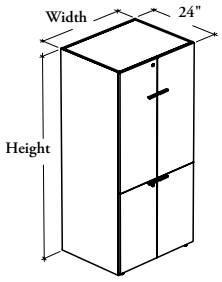

Pulls (P)

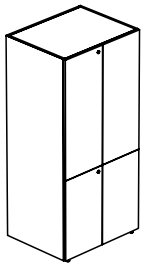

Touch-to-Open (T)

This storage provides a lockable storage and it is designed to accommodate a variety of media equipment or to serve as convenient storage space.

WHAT'S INCLUDED
2 storage spaces, pulls (as specified), grommet, levelers, lock and keys (as specified), and adjustable shelves as listed below:

	Height		
	66"	72"	81"
Adjustable Shelf	3	3	4

WHAT'S EXCLUDED
Top for Solid Storage and Hang-On Kit.

NOTES
Holes at 1 1/4" intervals on the inside of side panels of the top and bottom sections allow for shelf adjustment.

Additional shelves (BSHS) are available and must be specified separately.

Pull Style and Pull Finish options are only available when Pulls (P) Storage Style option is specified.

Edge trim finish on door front always match door front finish.

Not all finishes are available as Xpress, Please see Xpress catalogue and/or specification software for details.

PRODUCT OPTIONS

Storage Style	Depth	Width	Height	Door Front Finish
P Pulls	24	30, 36	66, 72, 81	Source Laminate
T Touch-to-Open				Foundation Laminate
				Grade 2 Laminate (No Accents)
				Flintwood (No Cathedral)

SAMPLE ORDER CODE

BSDS T	24	36	66	XS

PRODUCT OPTIONS CONTINUED

Case Finish	Pull Style (If Applicable)	Pull Finish (If Applicable)	Key Style
Source Laminate	**1** Standard Expansion	Foundation	**K** Keyed Alike
Flintwood (No Cathedral)	**9** Rectangular	Mica	**R** Keyed Randomly
	M Modern Straight (ADA)		**N** No Lock
	S Slim		

SAMPLE ORDER CODE CONTINUED

LE	1	52	R

See Pricing on the following page.

Xpress

BSDS

4-Door Storage Cabinet – Solid Doors (Continued)

DIMENSIONS INCHES / MM

PRICING

D	W	H	SOURCE LAMINATE CASE FINISH DOOR FRONT FINISH Source Laminate	Foundation Laminate	Grade 2 Laminate	Flintwood	FLINTWOOD CASE FINISH Grade 2 Laminate	Flintwood
24 / 610	30 / 762	66 / 1676	2482	2754	3155	3849	4164	4858
24 / 610	30 / 762	72 / 1829	2593	2906	3327	3937	4359	4969
24 / 610	30 / 762	81 / 2057	2805	3190	3631	4094	4699	5163
24 / 610	36 / 914	66 / 1676	2673	3035	3480	4153	4575	5248
24 / 610	36 / 914	72 / 1829	2792	3209	3673	4255	4791	5373
24 / 610	36 / 914	81 / 2057	3040	3546	4031	4429	5193	5591

Xpress

B S D G

4-Door Storage Cabinet – Glass Doors

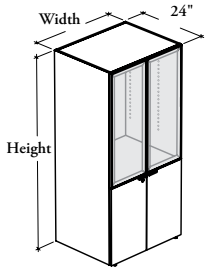

Touch-to-Open Doors/ Pulls on Solid Doors (D)

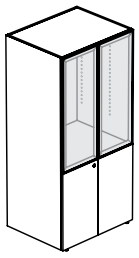

Touch-to-Open (T)

This storage is designed to accommodate a variety of media equipment or to serve as convenient storage space.

WHAT'S INCLUDED

2 storage spaces, pulls (as specified), grommets, levelers, lock and keys (as specified), and adjustable shelves as listed below:

	Height		
	66"	72"	81"
Adjustable Shelf	3	3	4

WHAT'S EXCLUDED

Top for Solid Storage and Hang-On Kit.

NOTES

The Storage Cabinet has a central locking system for Solid doors.

Holes at 1 1/4" intervals on the inside of side panels of the top and bottom sections allow for shelf adjustment.

Additional shelves (BSHS) are available and must be specified separately.

Pull Style and Pull Finish options are only available when Touch-to-Open Doors/Pulls on Solid Doors (D) Storage Style option is specified.

Edge trim finish on door front always match door front finish.

Not all glass finishes are available as Xpress, Please see Xpress catalogue and/or specification software for details.

PRODUCT OPTIONS

Storage Style	Depth	Width	Height	Door Front Finish	Case Finish
D Touch-to-Open Doors/Pulls on Solid Doors **T** Touch-to-Open	24	30, 36	66, 72, 81	Source Laminate Foundation Laminate Grade 2 Laminate (No Accents) Flintwood (No Cathedral)	Source Laminate Flintwood (No Cathedral)

SAMPLE ORDER CODE

BSDG D	24	36	66	LW	XS

PRODUCT OPTIONS CONTINUED

Door Frame Finish	Glass Door Finish	Pull Style (If Applicable)	Pull Finish (If Applicable)	Solid Door Key Style	Glass Door Lock
AC Clear Anodized Foundation Accent Mica	**Standard:** **CL** Clear **FT** Frosted **Back-Painted**	**1** Standard Expansion **9** Rectangular **E** Edge – Standard **F** Edge – Small **M** Modern Straight (ADA) **S** Slim	Foundation Mica	**K** Keyed Alike **R** Keyed Randomly **N** No Lock	**0** No **1** Yes

SAMPLE ORDER CODE CONTINUED

52	FT	9	52	R	0

See Pricing on the following page.

Xpress

B S D G

4-Door Storage Cabinet – Glass Doors (Continued)

CLEAR GLASS DOORS (CL)

DIMENSIONS INCHES / MM			PRICING						KEY UPCHARGE
			SOURCE LAMINATE CASE FINISH				FLINTWOOD CASE FINISH		
			DOOR FRONT FINISH						
D	W	H	Source Laminate	Foundation Laminate	Grade 2 Laminate	Flintwood	Grade 2 Laminate	Flintwood	Glass Door Lock (1)
24 / 610	30 / 762	66 / 1676	3399	3548	3695	4200	4701	5205	59
24 / 610	30 / 762	72 / 1829	3557	3736	3853	4387	4887	5420	59
24 / 610	30 / 762	81 / 2057	3870	4240	4166	4892	5234	5960	59
24 / 610	36 / 914	66 / 1676	3632	3839	3986	4544	5081	5639	59
24 / 610	36 / 914	72 / 1829	3794	4037	4149	4741	5269	5861	59
24 / 610	36 / 914	81 / 2057	4096	4544	4450	5248	5610	6407	59

FROSTED (FT) AND BACK-PAINTED GLASS DOORS

									KEY UPCHARGE
			SOURCE LAMINATE CASE FINISH				FLINTWOOD CASE FINISH		
			DOOR FRONT FINISH						
			Source Laminate	Foundation Laminate	Grade 2 Laminate	Flintwood	Grade 2 Laminate	Flintwood	Glass Door Lock (1)
24 / 610	30 / 762	66 / 1676	3687	3836	3983	4488	4989	5493	59
24 / 610	30 / 762	72 / 1829	3902	4081	4198	4732	5232	5765	59
24 / 610	30 / 762	81 / 2057	4254	4624	4550	5276	5618	6344	59
24 / 610	36 / 914	66 / 1676	3977	4184	4331	4889	5426	5984	59
24 / 610	36 / 914	72 / 1829	4212	4455	4567	5159	5687	6279	59
24 / 610	36 / 914	81 / 2057	4548	4996	4902	5700	6062	6859	59

Xpress

B S W C S
Wardrobe Cabinet – Solid Doors

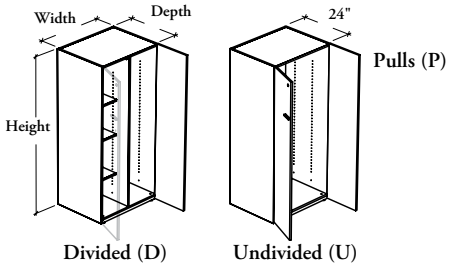

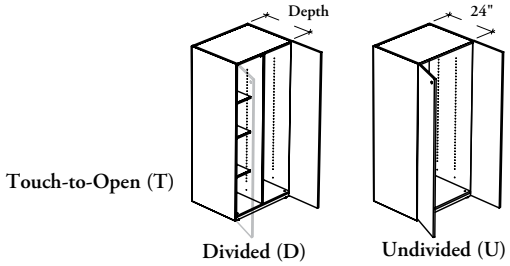

This storage provides a storage space for garments and other items.

WHAT'S INCLUDED

Divided wardrobe: 1 wardrobe cabinet, pulls (as specified), levelers, lock and keys (as specified), and adjustable half shelves as listed below:

	Height		
	66"	72"	81"
Adjustable Half Shelf	3	3	4
Coat Hook (18" or 20" d)	2	2	2
Coat Rod (24" d)	1	1	1

Undivided wardrobe: 1 wardrobe cabinet, 1 adjustable shelf (81" high only), 1 coat rod, pulls (as specified), levelers, lock and keys.

WHAT'S EXCLUDED

Top for Solid Storage and Hang-On Kit.

NOTES

This Wardrobe Cabinet has a central locking system.

Holes at 1 1/4" intervals on the inside of all panels allow for shelf adjustment.

Additional shelves (BSHS) may be specified separately.

Pull Style and Pull Finish options are only available when Pulls (P) Storage Style option is specified.

Edge trim finish on door front always match door front finish.

Not all finishes are available as Xpress, Please see Xpress catalogue and/or specification software for details.

PRODUCT OPTIONS

Storage Style	Style	Depth	Width	Height	Door Front Finish
P Pulls	**D** Divided	18, 20, 24	24, 30, 36	66, 72, 81	Source Laminate
T Touch-to-Open	**U** Undivided				Foundation Laminate
					Grade 2 Laminate (No Accents)
					Flintwood (No Cathedral)

SAMPLE ORDER CODE

BSWCS T	D	24	30	72	XS

PRODUCT OPTIONS CONTINUED

Case Finish	Pull Style (If Applicable)	Pull Finish (If Applicable)	Key Style
Source Laminate	**1** Standard Expansion	Foundation	**K** Keyed Alike
Flintwood (No Cathedral)	**9** Rectangular	Mica	**R** Keyed Randomly
	M Modern Straight (ADA)		**N** No Lock
	S Slim		

SAMPLE ORDER CODE CONTINUED

LE	1	52	R

See Pricing on the following page.

Xpress

B S W C S

Wardrobe Cabinet – Solid Doors (Continued)

DIMENSIONS INCHES / MM

PRICING

UNDIVIDED (U)

D	W	H	SOURCE LAMINATE CASE FINISH				FLINTWOOD CASE FINISH	
			DOOR FRONT FINISH					
			Source Laminate	Foundation Laminate	Grade 2 Laminate	Flintwood	Grade 2 Laminate	Flintwood
24 / 610	24 / 610	66 / 1676	1852	2012	2391	3063	2878	3550
24 / 610	24 / 610	72 / 1829	1935	2129	2523	3124	3075	3676
24 / 610	24 / 610	81 / 2057	2105	2357	2765	3217	3411	3863
24 / 610	30 / 762	66 / 1676	1987	2217	2660	3304	3301	3945
24 / 610	30 / 762	72 / 1829	2079	2348	2813	3381	3516	4084
24 / 610	30 / 762	81 / 2057	2284	2614	3110	3493	3915	4298
24 / 610	36 / 914	66 / 1676	2124	2414	2931	3534	3722	4325
24 / 610	36 / 914	72 / 1829	2222	2565	3103	3612	3978	4487
24 / 610	36 / 914	81 / 2057	2451	2878	3442	3732	4442	4731

DIVIDED (D)

			SOURCE LAMINATE CASE FINISH				FLINTWOOD CASE FINISH	
			DOOR FRONT FINISH					
			Source Laminate	Foundation Laminate	Grade 2 Laminate	Flintwood	Grade 2 Laminate	Flintwood
18 / 457	24 / 610	66 / 1676	2230	2394	2768	3439	3514	4185
18 / 457	24 / 610	72 / 1829	2322	2513	2910	3511	3670	4271
18 / 457	24 / 610	81 / 2057	2478	2726	3139	3620	3919	4400
18 / 457	30 / 762	66 / 1676	2428	2648	3101	3744	3911	4554
18 / 457	30 / 762	72 / 1829	2523	2792	3257	3824	4085	4652
18 / 457	30 / 762	81 / 2057	2710	3043	3536	3949	4382	4794
18 / 457	36 / 914	66 / 1676	2608	2900	3415	4019	4299	4903
18 / 457	36 / 914	72 / 1829	2715	3061	3596	4105	4495	5003
18 / 457	36 / 914	81 / 2057	2922	3350	3914	4234	4836	5156
20 / 508	24 / 610	66 / 1676	2303	2470	2841	3512	3682	4352
20 / 508	24 / 610	72 / 1829	2403	2593	2991	3589	3850	4448
20 / 508	24 / 610	81 / 2057	2565	2811	3225	3706	4108	4588
20 / 508	30 / 762	66 / 1676	2510	2728	3182	3825	4091	4734
20 / 508	30 / 762	72 / 1829	2608	2878	3343	3908	4274	4840
20 / 508	30 / 762	81 / 2057	2803	3135	3629	4040	4583	4995
20 / 508	36 / 914	66 / 1676	2696	2988	3503	4106	4492	5095
20 / 508	36 / 914	72 / 1829	2807	3152	3688	4198	4692	5203
20 / 508	36 / 914	81 / 2057	3021	3447	4012	4332	5054	5374
24 / 610	24 / 610	66 / 1676	2378	2544	2917	3586	3846	4515
24 / 610	24 / 610	72 / 1829	2478	2669	3066	3666	4018	4618
24 / 610	24 / 610	81 / 2057	2649	2896	3309	3790	4293	4774
24 / 610	30 / 762	66 / 1676	2592	2809	3265	3903	4274	4913
24 / 610	30 / 762	72 / 1829	2694	2962	3428	3993	4462	5026
24 / 610	30 / 762	81 / 2057	2891	3225	3717	4130	4786	5199
24 / 610	36 / 914	66 / 1676	2783	3073	3590	4192	4686	5288
24 / 610	36 / 914	72 / 1829	2897	3243	3778	4288	4896	5406
24 / 610	36 / 914	81 / 2057	3119	3544	4110	4428	5271	5589

Xpress

B S W C G
Wardrobe Cabinet – Glass Doors

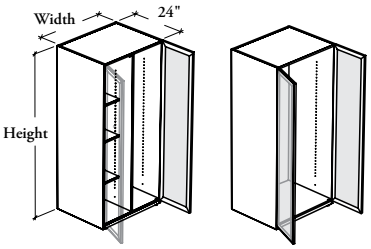

Divided Undivided

This storage provides a storage space for garments and other items.

WHAT'S INCLUDED
Divided wardrobe: 1 wardrobe cabinet, 1 coat rod, levelers, lock and keys (as specified), and adjustable half shelves as listed below:

	Height		
	66"	72"	81"
Adjustable Half Shelf	3	3	4

Undivided wardrobe: 1 wardrobe cabinet, 1 adjustable shelf (81" high only), 1 coat rod, levelers, lock and keys (as specified).

WHAT'S EXCLUDED
Top for Solid Storage and Hang-On Kit.

NOTES
Holes at 1 1/4" intervals on the inside of all panels allow for shelf adjustment.

Additional shelves (BSHS) may be specified separately.

Not all glass door finishes are available as Xpress, Please see Xpress catalogue and/or specification software for details.

PRODUCT OPTIONS

Storage Style	Style	Depth	Width	Height
T Touch-to-Open	**D** Divided **U** Undivided	24	30, 36	66, 72, 81

SAMPLE ORDER CODE

BSWCG T	**D**	**24**	**36**	**72**

PRODUCT OPTIONS CONTINUED

Case Finish	Door Frame Finish	Glass Door Finish	Key Style
Source Laminate Flintwood (No Cathedral)	**AC** Clear Anodized Foundation Accent Mica	**Standard:** **FT** Frosted **Back-Painted**	**K** Keyed Alike **R** Keyed Randomly **N** No Lock

SAMPLE ORDER CODE CONTINUED

3B	**AC**	**FT**	**N**

See Pricing on the following page.

Xpress

B S W C G

Wardrobe Cabinet – Glass Doors (Continued)

DIMENSIONS INCHES / MM			PRICING				KEY UPCHARGE
			UNDIVIDED (U)		DIVIDED (D)		
			FROSTED (FT) AND BACK-PAINTED GLASS DOORS				
			CASE FINISH				
D	W	H	Source Laminate	Flintwood	Source Laminate	Flintwood	Keyed Alike or Keyed Randomly
24 / 610	30 / 762	66 / 1676	3226	3937	3825	4905	59
24 / 610	30 / 762	72 / 1829	3368	4079	3983	5020	59
24 / 610	30 / 762	81 / 2057	3645	4291	4256	5186	59
24 / 610	36 / 914	66 / 1676	3482	4317	4143	5279	59
24 / 610	36 / 914	72 / 1829	3645	4480	4325	5398	59
24 / 610	36 / 914	81 / 2057	3974	4725	4642	5580	59

Xpress

BSSS
Storage Mounted Bookcase

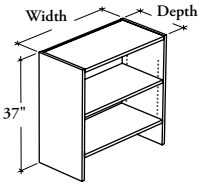

This unit provides additional storage space for a variety of workstation configuration. It mounts onto other storage units, but **not** on desks.

WHAT'S INCLUDED
1 shelving unit and 2 1" thick adjustable shelves.

WHAT'S EXCLUDED
Top for Solid Storage.

NOTES
The Storage Mounted Bookcase can be installed onto the following units when a Top for Solid Storage is also installed in-between:

- Combo Pedestal (BSCPS),
- 28" high Lateral File (BSLFS),
- 28" high Storage Cabinet (BSCDS),
- Storage Cabinet with Drawer(s) (BSCC),
- 28" high and 18" deep Bookcase (BSOB).

Must specify the height of the Top for Solid Storage.

Holes at 1 1/4" intervals on the inside of side panels allow for shelf adjustment.

PRODUCT OPTIONS

Worksurface Thickness	Depth	Width	Height	Case Finish
D 1"	12, 18	24, 30, 36	37	Source Laminate
M 1 3/16"				
X 1 9/16"				

SAMPLE ORDER CODE

BSSS D	12	24	37	XS

DIMENSIONS
INCHES / MM

D	W	H	PRICING
1 2 / 305	24 / 610	37 / 940	839
12 / 305	30 / 762	37 / 940	869
12 / 305	36 / 914	37 / 940	899
18 / 457	24 / 610	37 / 940	907
18 / 457	30 / 762	37 / 940	934
18 / 457	36 / 914	37 / 940	959

Xpress

B S O B
Bookcase

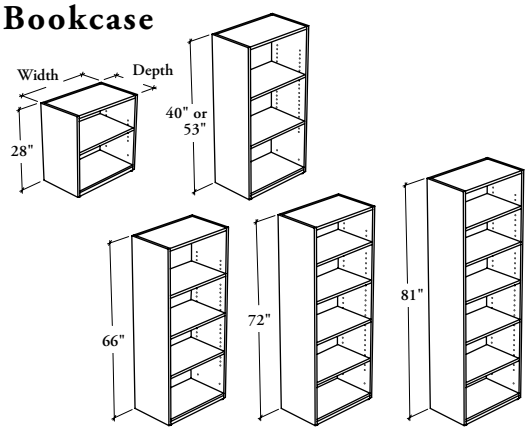

This storage provides open storage space within the workstation.

WHAT'S INCLUDED
1 bookcase, levelers, and 1" thick adjustable shelves as listed below:

	Height					
	28"	40"	53"	66"	72"	81"
Adjustable Shelf	1	2	2	3	4	5

WHAT'S EXCLUDED
Top for Solid Storage.

NOTES
The 28" high Bookcase may be installed under worksurfaces.

Holes at 1 1/4" intervals on the inside of side panels allow for shelf adjustment.

Two rows of standard letter-size binders will fit in the 28" high Bookcase.

The 12" deep Bookcase must be placed against and secured to a wall for stability.

Additional shelves (BSHB) are available and must be specified separately.

Not all finishes are available as Xpress, Please see Xpress catalogue and/or specification software for details.

PRODUCT OPTIONS

Depth	Width	Height	Case Finish
12, 18, 20, 24	24, 30, 36	28, 40, 53, 66, 72, 81	Source Laminate Flintwood (No Cathedral)

SAMPLE ORDER CODE

BSOB 12	24	72	XS

DIMENSIONS INCHES / MM

PRICING

12" DEEP

D	W	H	Source Laminate	Flintwood
12 / 305	24 / 610	28 / 711	616	2235
12 / 305	24 / 610	40 / 1016	876	2730
12 / 305	24 / 610	53 / 1346	916	3049
12 / 305	24 / 610	66 / 1676	1120	3519
12 / 305	24 / 610	72 / 1829	1259	3937
12 / 305	24 / 610	81 / 2057	1403	4566
12 / 305	30 / 762	28 / 711	666	2358
12 / 305	30 / 762	40 / 1016	909	2985
12 / 305	30 / 762	53 / 1346	959	3282
12 / 305	30 / 762	66 / 1676	1169	3738
12 / 305	30 / 762	72 / 1829	1307	4183
12 / 305	30 / 762	81 / 2057	1456	4851
12 / 305	36 / 914	28 / 711	719	2622
12 / 305	36 / 914	40 / 1016	950	3287
12 / 305	36 / 914	53 / 1346	1003	3548
12 / 305	36 / 914	66 / 1676	1219	4066
12 / 305	36 / 914	72 / 1829	1361	4568
12 / 305	36 / 914	81 / 2057	1561	5320

DIMENSIONS INCHES / MM

PRICING

18" DEEP

D	W	H	Source Laminate	Flintwood
18 / 457	24 / 610	28 / 711	659	2573
18 / 457	24 / 610	40 / 1016	961	3187
18 / 457	24 / 610	53 / 1346	1003	3635
18 / 457	24 / 610	66 / 1676	1217	4394
18 / 457	24 / 610	72 / 1829	1361	4831
18 / 457	24 / 610	81 / 2057	1550	5488
18 / 457	30 / 762	28 / 711	710	2730
18 / 457	30 / 762	40 / 1016	997	3480
18 / 457	30 / 762	53 / 1346	1041	3908
18 / 457	30 / 762	66 / 1676	1268	4663
18 / 457	30 / 762	72 / 1829	1419	5139
18 / 457	30 / 762	81 / 2057	1684	5852
18 / 457	36 / 914	28 / 711	760	3010
18 / 457	36 / 914	40 / 1016	1037	3808
18 / 457	36 / 914	53 / 1346	1081	4198
18 / 457	36 / 914	66 / 1676	1319	5021
18 / 457	36 / 914	72 / 1829	1480	5561
18 / 457	36 / 914	81 / 2057	1817	6370

Pricing is continued on the following page.

Xpress

BSOB
Bookcase (Continued)

DIMENSIONS INCHES / MM			PRICING	
			20" DEEP	
D	W	H	Source Laminate	Flintwood
20 / 508	24 / 610	28 / 711	684	2745
20 / 508	24 / 610	40 / 1016	1003	3413
20 / 508	24 / 610	53 / 1346	1045	3928
20 / 508	24 / 610	66 / 1676	1267	4831
20 / 508	24 / 610	72 / 1829	1413	5279
20 / 508	24 / 610	81 / 2057	1597	5950
20 / 508	30 / 762	28 / 711	730	2916
20 / 508	30 / 762	40 / 1016	1042	3728
20 / 508	30 / 762	53 / 1346	1083	4221
20 / 508	30 / 762	66 / 1676	1318	5125
20 / 508	30 / 762	72 / 1829	1475	5617
20 / 508	30 / 762	81 / 2057	1734	6354
20 / 508	36 / 914	28 / 711	781	3205
20 / 508	36 / 914	40 / 1016	1083	4073
20 / 508	36 / 914	53 / 1346	1120	4521
20 / 508	36 / 914	66 / 1676	1368	5498
20 / 508	36 / 914	72 / 1829	1541	6058
20 / 508	36 / 914	81 / 2057	1836	6896

DIMENSIONS INCHES / MM			PRICING	
			24" DEEP	
D	W	H	Source Laminate	Flintwood
24 / 610	24 / 610	28 / 711	707	2913
24 / 610	24 / 610	40 / 1016	1044	3641
24 / 610	24 / 610	53 / 1346	1089	4221
24 / 610	24 / 610	66 / 1676	1315	5266
24 / 610	24 / 610	72 / 1829	1465	5726
24 / 610	24 / 610	81 / 2057	1736	6417
24 / 610	30 / 762	28 / 711	752	3102
24 / 610	30 / 762	40 / 1016	1086	3977
24 / 610	30 / 762	53 / 1346	1123	4534
24 / 610	30 / 762	66 / 1676	1364	5588
24 / 610	30 / 762	72 / 1829	1530	6094
24 / 610	30 / 762	81 / 2057	1862	6855
24 / 610	36 / 914	28 / 711	804	3400
24 / 610	36 / 914	40 / 1016	1126	4332
24 / 610	36 / 914	53 / 1346	1159	4847
24 / 610	36 / 914	66 / 1676	1416	5978
24 / 610	36 / 914	72 / 1829	1600	6555
24 / 610	36 / 914	81 / 2057	1983	7420

Xpress

B X H K
Hang-On Kit

The Hang-On Kit attaches a worksurface on the side or back of a storage cabinet.

WHAT'S INCLUDED
1 hang-on kit and mounting hardware.

NOTES
This kit is always included with compatible worksurfaces. It is available here as a spare part.

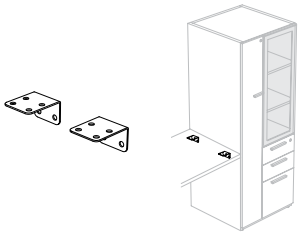

PRODUCT OPTIONS

Finish
52 Ebony
Coordinate Colors

SAMPLE ORDER CODE

BXHK 52

PRICING

	46

Xpress

B_NSTR

Top for Metal Storage

The Top for Metal Storage serves as a worksurface or as a finishing feature on metal storage units.

WHAT'S INCLUDED
1 rectangular top with 3/8" thick neoprene spacer kit and mounting hardware.

NOTES
The depth and width of the top specified must equal the depth and width of the storage unit.

Not all Thickness, Finish, Style or Color options are available. Refer to the Application Guide for more details.

This product is compatible with the following storage units:
- Metal Pedestals (BSNS or BSNM)
- Metal Combo Pedestal (BSNCP)
- Metal Lateral File (BSNLF)

Not all finishes are available as Xpress, Please see Xpress catalogue and/or specification software for details.

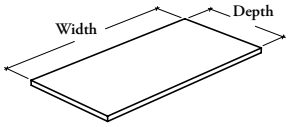

PRODUCT OPTIONS

Worksurface Thickness	Depth	Width	Finish	Edge Trim Style	Edge Trim Finish
D 1"	18, 22	15, 30, 36	Source Laminate	**6** Straight Trim (3mm)	Edge Trim Colors
M 1 3/16"			Foundation Laminate	**8** Flat Trim (1.5mm)	
X 1 9/16"			Grade 2 Laminate (No Accents)		

SAMPLE ORDER CODE

BDNSTR	22	15	2E	6	4E

DIMENSIONS INCHES / MM

D	W
18 / 457	15 / 381
18 / 457	30 / 762
18 / 457	36 / 914
22 / 559	15 / 381

PRICING

1" (D)	1 3/16" (M)		1 9/16" (X)
Source Laminate	Foundation Laminate	Grade 2 Laminate	Foundation Laminate
240	256	280	274
315	345	392	384
355	397	453	438
252	272	302	290

Xpress

B _ S T R
Top for Solid Storage

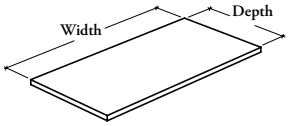

This top serves as a worksurface or as a finishing feature on laminate pedestals, storage cabinets and bookcases.

WHAT'S INCLUDED
1 rectangular top with 3/8" thick neoprene spacer kit and mounting hardware.

NOTES
The depth and width of the top specified must equal the depth and width of the storage unit.

Not all Thickness, Finish, Style or Color options are available. Refer to the Application Guide for more details.

The top is **not** compatible with the following freestanding storage products:

- Suspended Pedestal (BSPUS)
- Metal Pedestals (BSNS or BSNM)
- Metal Combo Pedestal (BSNCP)
- Metal Lateral File (BSNLF)

Not all finishes are available as Xpress, Please see Xpress catalogue and/or specification software for details.

PRODUCT OPTIONS

Worksurface Thickness	Depth	Width	Finish	Edge Trim Style	Edge Trim Finish
D 1"	12, 18, 20, 22, 24, 30	15, 24, 30, 31, 36, 42, 48, 54, 60, 66, 72, 78, 84	Source Laminate	**6** Straight Trim (3mm)	Edge Trim Colors
M 1 3/16"			Foundation Laminate	**8** Flat Trim (1.5mm)	
X 1 9/16"			Grade 2 Laminate (No Accents)		

SAMPLE ORDER CODE

BDSTR	12	30	2E	6	4E

DIMENSIONS
INCHES / MM

PRICING

		1" (D)	1 3/16" (M)		1 9/16" (X)
D	W	Source Laminate	Foundation Laminate	Grade 2 Laminate	Foundation Laminate
12 / 305	24 / 610	254	268	293	283
12 / 305	30 / 762	297	312	343	328
12 / 305	36 / 914	320	336	373	360
18 / 457	15 / 381	240	256	280	274
18 / 457	24 / 610	289	316	354	344
18 / 457	30 / 762	315	345	392	384
18 / 457	31 / 787	332	359	408	367
18 / 457	36 / 914	355	397	453	438
18 / 457	42 / 1067	405	451	517	499
18 / 457	48 / 1219	420	470	545	529
18 / 457	54 / 1372	469	530	615	595
18 / 457	60 / 1524	519	586	679	657
18 / 457	66 / 1676	575	648	751	726
18 / 457	72 / 1829	629	710	823	797
18 / 457	78 / 1981	n/a	775	896	870
18 / 457	84 / 2134	n/a	828	959	939

Pricing is continued on the following page.

Xpress

B_STR
Top for Solid Storage (Continued)

DIMENSIONS INCHES / MM		PRICING			
		1" (D)	1 3/16" (M)		1 9/16" (X)
D	W	Source Laminate	Foundation Laminate	Grade 2 Laminate	Foundation Laminate
20 / 508	24 / 610	300	319	361	350
20 / 508	30 / 762	327	359	411	399
20 / 508	36 / 914	371	419	482	464
20 / 508	42 / 1067	432	479	552	535
20 / 508	48 / 1219	451	509	592	574
20 / 508	54 / 1372	506	574	668	647
20 / 508	60 / 1524	561	634	738	714
20 / 508	66 / 1676	621	702	816	787
20 / 508	72 / 1829	677	766	891	863
20 / 508	78 / 1981	n/a	834	969	940
20 / 508	84 / 2134	n/a	894	1040	1013
22 / 559	15 / 381	252	272	302	290
22 / 559	31 / 787	345	384	443	432
24 / 610	24 / 610	316	323	373	359
24 / 610	30 / 762	345	384	446	432
24 / 610	36 / 914	406	463	538	516
24 / 610	42 / 1067	486	536	623	604
24 / 610	48 / 1219	515	586	685	660
24 / 610	54 / 1372	581	660	773	749
24 / 610	60 / 1524	645	731	856	828
24 / 610	66 / 1676	712	808	945	910
24 / 610	72 / 1829	775	879	1029	995
24 / 610	78 / 1981	n/a	953	1115	1076
24 / 610	84 / 2134	n/a	1026	1201	1159
30 / 762	15 / 381	264	285	324	316
30 / 762	31 / 787	499	554	635	656

Xpress

B S H S
Shelf for Storage Cabinet

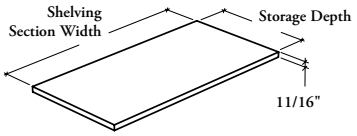

The shelf is an organizational tool for use in storage cabinets.

WHAT'S INCLUDED
1 shelf with mounting hardware.

NOTES
This shelf is compatible with:

- 24", 30" or 36" wide Storage Cabinets (BSCDS or BSCDGS)
- Storage Cabinet with Drawer(s) (BSCC)
- Storage Units (BSUS, BSUOS or BSUG)
- 4-Door Storage Cabinets (BSDS or BSDG)
- Wardrobe Cabinets (BSWCS or BSWCG)

12", 15", and 18" wide shelf are used for divided wardrobe sections in the Wardrobe Cabinets.

For the Divided Wardrobe Cabinet (BSWCS or BSWCG), you must specify a shelf that is half the width of the storage.

Not all finishes are available as Xpress, Please see Xpress catalogue and/or specification software for details.

PRODUCT OPTIONS

Storage Depth	Shelving Section Width	Finish
18, 20, 24	12, 15, 18, 24, 30, 36	Source Laminate Flintwood (No Cathedral)

SAMPLE ORDER CODE

BSHS 18	**36**	**XS**

DIMENSIONS
INCHES / MM

PRICING

D	W	Source Laminate	Flintwood
18 / 457	12 / 305	59	255
18 / 457	15 / 381	64	270
18 / 457	18 / 457	71	286
18 / 457	24 / 610	80	315
18 / 457	30 / 762	90	347
18 / 457	36 / 914	103	379
20 / 508	12 / 305	61	261
20 / 508	15 / 381	67	279
20 / 508	18 / 457	74	297
20 / 508	24 / 610	85	330
20 / 508	30 / 762	98	365
20 / 508	36 / 914	109	410
24 / 610	12 / 305	61	261
24 / 610	15 / 381	67	279
24 / 610	18 / 457	74	297
24 / 610	24 / 610	85	330
24 / 610	30 / 762	98	365
24 / 610	36 / 914	109	410

Xpress

BSHT
Shelf for Towers

The shelf is an organizational tool for use in towers.

WHAT'S INCLUDED
1 shelf (18" w) with mounting hardware.

NOTES
This shelf is compatible with:

- Freestanding Towers (BFRL or BFRG)

Not all finishes are available as Xpress, Please see Xpress catalogue and/or specification software for details.

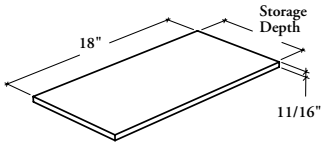

PRODUCT OPTIONS

Storage Depth	Storage Width	Finish
18, 20, 24	18	Source Laminate Flintwood (No Cathedral)

SAMPLE ORDER CODE

BSHT 18	**18**	**XS**

DIMENSIONS
INCHES / MM

D	W
18 / 457	18 / 457
20 / 508	18 / 457
24 / 610	18 / 457

PRICING

Source Laminate	Flintwood
71	286
74	297
74	297

Xpress

B S H B
Shelf for Bookcase (1-in)

The shelf is an organizational tool for Bookcase.

WHAT'S INCLUDED
1 shelf with mounting hardware.

NOTES
This shelf is compatible with Bookcase (BSOB) only.

Not all finishes are available as Xpress, Please see Xpress catalogue and/or specification software for details.

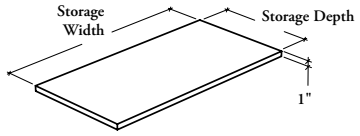

PRODUCT OPTIONS

Storage Depth	Storage Width	Finish
12, 18, 20, 24	24, 30, 36	Source Laminate Flintwood (No Cathedral)

SAMPLE ORDER CODE

BSHB 12	**36**	**XS**

DIMENSIONS
INCHES / MM

D	W
12 / 305	24 / 610
12 / 305	30 / 762
12 / 305	36 / 914
18 / 457	24 / 610
18 / 457	30 / 762
18 / 457	36 / 914
20 / 508	24 / 610
20 / 508	30 / 762
20 / 508	36 / 914
24 / 610	24 / 610
24 / 610	30 / 762
24 / 610	36 / 914

PRICING

Source Laminate	Flintwood
73	278
83	304
93	330
87	311
102	347
115	383
96	344
113	389
131	435
110	378
132	433
154	487

Xpress

RSLB
Hanging File Bar

Hanging File Bars are installed in file drawers to allow hanging of letter-size files.

WHAT'S INCLUDED
1 hanging file bar.

NOTES
12" and 15" hanging file bars are made of plastic, while 24", 30" and 36" hanging file bars are made of metal.

12" hanging file bar is used for file drawers in pedestals and is to be installed along the width only.

15" cross file bar is used for lateral file drawers and is to be installed along the depth only.

24", 30" and 36" hanging file bars are used for lateral file drawers and are to be installed along the width only.

For solid casing units only.

Finished in Black only.

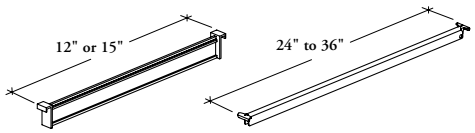

PRODUCT OPTIONS

Width
12, 15, 24, 30, 36

SAMPLE ORDER CODE

RSLB 24

DIMENSIONS INCHES / MM	PRICING
W	
12 / 305	10
15 / 381	15
24 / 610	18
30 / 762	29
36 / 914	30

Xpress

R B N S A
Metal Storage Accessories

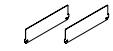

Divider for Box Drawer

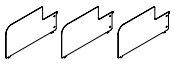

Divider Plates for Lateral File

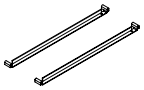

Cross File Bars

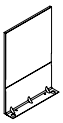

Counterweight



Pencil Tray

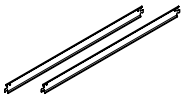

Hanging File Bars

These accessories are organizational tools for use in metal storage products.

WHAT'S INCLUDED
Divider for Box Drawer: 2 dividers.

Divider Plates for Lateral File: 3 half-height divider plates.

Cross File Bars: 2 bars.

Counterweight: 1 counterweight with mounting hardware.

Pencil Tray: 1 pencil tray.

Hanging File Bars: 2 bars.

NOTES
Number of counterweights required for each product:

Stationary Pedestal	1
Combo Pedestal	2
Lateral File 30" wide	2
Lateral File 36" wide	2

These products are compatible with the following storage units:

- Metal Pedestals (BSNS or BSNM)
- Metal Combo Pedestal (BSNCP)
- Metal Lateral File (BSNLF)

PRODUCT OPTIONS

Style
01 Divider for Box Drawer
02 Divider Plates for Lateral File
03 Cross File Bars 15" deep
04 Counterweight
05 Pencil Tray
06 Hanging File Bars (15" wide storage)
07 Hanging File Bars (30" wide storage)
08 Hanging File Bars (36" wide storage)

SAMPLE ORDER CODE

RBNSA 07

STYLE	PRICING
01	37
02	43
03 (15” / 381 mm)	43
04	107
05	55
06 (12” / 305 mm)	41
07 (30” / 762 mm)	46
08 (36” / 914 mm)	50

Xpress

K
Locks and Keys

WHAT'S INCLUDED

Style M: 1 Master Key.

Style R: 1 Lock Removal Key.

Style C: 1 Lock Core and Keys.

NOTES

The Master Key unlocks any storage unit.

The Lock Removal Key removes lock cores from storage units.

Lock Cores and Keys are replacements for those currently installed.



Master Key



Lock Removal Key



Lock Core and Keys

PRODUCT OPTIONS

Style

M Master Key

R Lock Removal Key

C Lock Core and Keys

SAMPLE ORDER CODE

K C

STYLE	PRICING
M	7
R	7
C	31

Xpress

S O K L
Set of Keys Alike

WHAT'S INCLUDED
Each set of cores include a lock & core and 2 identical keys.

NOTES
All storage furniture is shipped with the lock housing pre-installed in each unit ready to receive the required lock plug cores. Based on the product option, lock cores and keys are shipped either numbered randomly or in "keyed-alike" sets. Quantity of lock cores and keys will match the quantities required for the locking components on the order.

SPECIFICATION NOTES
Count the number of locking components in each workstation. Enter the number of locks into the Quantity column, and then assign a SET to each quantity.

Office Number	Quantity	Set #	Set Total
T1	4	SOKL - 4	1
T2	2	SOKL - 2	1
T3	4	SOKL - 4	1
T4	3	SOKL - 3	1

Total the number of SOKL (Sets of Keys Alike) quantities and transfer each total quantity to your Purchase Order.

Sets ordered in the incorrect quantities that are required for the order may result in the order being placed on hold.

Please verify the quantity by reviewing the plan carefully to ensure that all products with locks have been identified. Remember that some products may have more than one lock core per unit based on size and configuration.

For further details on how to specify locks, please see the Teknion Lock Specification Guide on our website.

PRODUCT OPTIONS

Number of Sets of Cores

01 1 Set of Cores	**07** 7 Sets of Cores	**13** 13 Sets of Cores	**19** 19 Sets of Cores
02 2 Sets of Cores	**08** 8 Sets of Cores	**14** 14 Sets of Cores	**20** 20 Sets of Cores
03 3 Sets of Cores	**09** 9 Sets of Cores	**15** 15 Sets of Cores	
04 4 Sets of Cores	**10** 10 Sets of Cores	**16** 16 Sets of Cores	
05 5 Sets of Cores	**11** 11 Sets of Cores	**17** 17 Sets of Cores	
06 6 Sets of Cores	**12** 12 Sets of Cores	**18** 18 Sets of Cores	

SAMPLE ORDER CODE

SOKL 02

workwall storage

workwall storage product map

B H K H C Workwall Module – Height-Adjustable Cantilever Run-Off

Page 1146

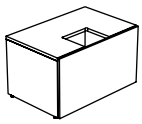

B H K F C Workwall Module – Fixed-Height Cantilever Run-Off

Page 1147

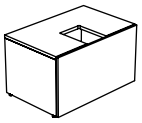

B H K H W Workwall Kneespace Module – Height-Adjustability

Page 1148

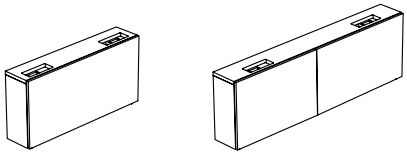

B H K H M Workwall Kneespace Module – Full-Modesty Height-Adjustable Run-Off

Page 1149

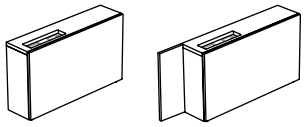

B H K H L Workwall Kneespace Module – Full-Modesty Height-Adjustable Extended or "L" Run-Off

Page 1150

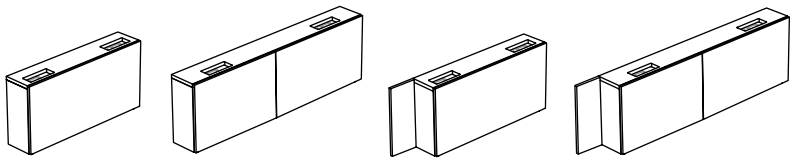

B H K H F Workwall Kneespace Module – Height-Adjustability and Fixed Worksurfaces

Page 1153

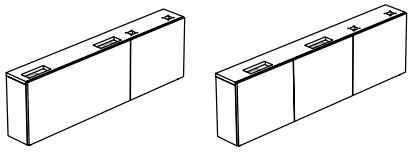

B H K F W Workwall Kneespace Module – Fixed Worksurface

Page 1154

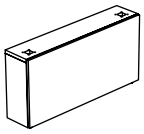

workwall storage product map

B H K F R Workwall Kneespace Module – Full-Modesty Fixed Run-Off

Page 1155

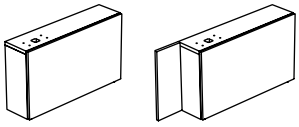

B S M O Workwall Bookcase – Mid – 21" h

Page 1156

B S M O B W Workwall Bookcase – Fixed Worksurface – Mid – 21" h

Page 1157

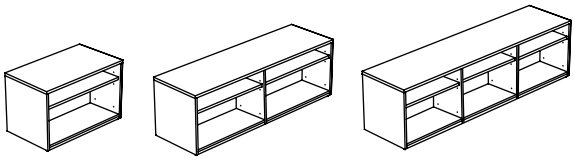

B S M O B H Workwall Bookcase – Height-Adjustable Worksurface – Mid – 21" h

Page 1158

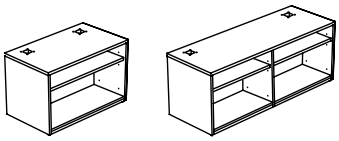

B S O B T Workwall Bookcase – Integral Top – 29" h

Page 1160

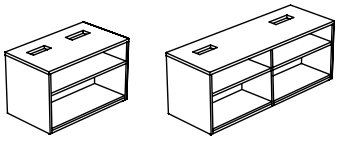

B S O B C Workwall Bookcase – Integral Top – 29" h – Cross Grain

Page 1162

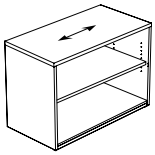

B S M D Workwall Cabinet – Mid – 21" h

Page 1164

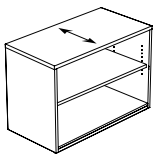

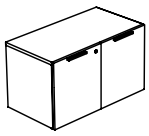

workwall storage product map

B S C T Workwall Cabinet – Integral Top – 29" h

Page 1166

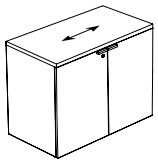

B S D C Workwall Cabinet – Integral Top – 29" h – Cross Grain

Page 1168

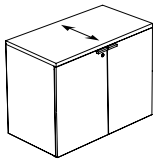

B S L F T Workwall Lateral Files – Integral Top – 29" h

Page 1170



B S L F C Workwall Lateral Files – Integral Top – 29" h – Cross Grain

Page 1172

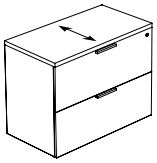

B S M S S P Workwall Stretch Pedestal – Mid – 21" h

Page 1174

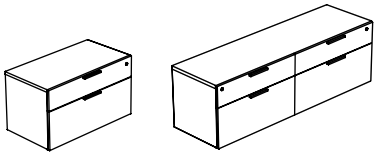

B S P T Workwall Stretch Pedestal – Integral Top – 29" h

Page 1176

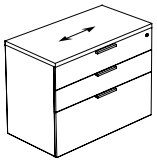

B S P C Workwall Stretch Pedestal – Integral Top – 29" h – Cross Grain

Page 1178

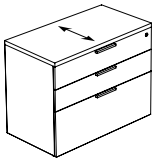

B S M C D Workwall Credenza with Cabinet and Drawers – Mid – 21" h

Page 1180

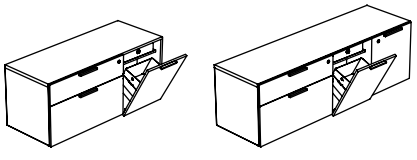

workwall storage product map

B S M O D **Workwall Credenza with Open and Drawers – Mid – 21" h**

Page 1182

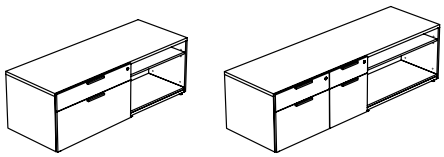

B S M W L **Workwall Credenza with Open and Drawers – Fixed Worksurface – Mid – 21" h**

Page 1184

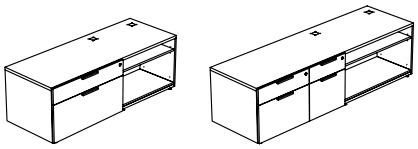

B S M H L R **Workwall Credenza with Open and Drawers – Height-Adjustable Run-Off – Mid – 21" h**

Page 1186

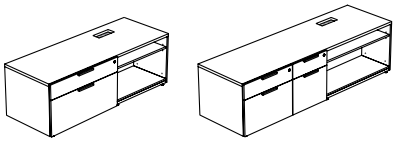

B S M H D P **Workwall Credenza with Open and Drawers – Height-Adjustable Peninsula – Mid – 21" h**

Page 1188

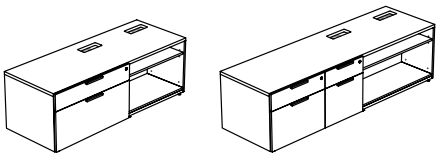

B S M C F W **Workwall Credenza with Open and Combo – Fixed Worksurface – Mid – 21" h**

Page 1190

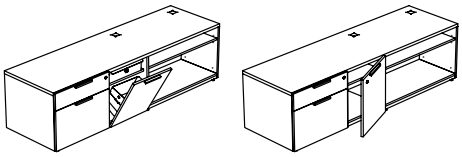

B S M C H R **Workwall Credenza with Open and Combo – Height-Adjustable Run-Off – Mid – 21" h**

Page 1194

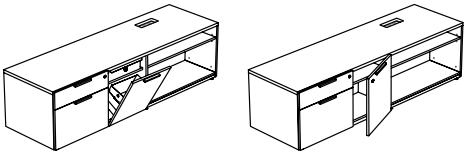

B S M H C P **Workwall Credenza with Open and Combo – Height-Adjustable Peninsula – Mid – 21" h**

Page 1198

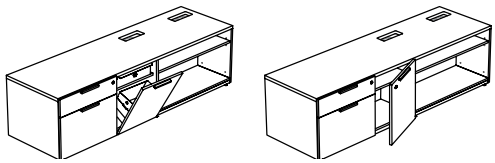

B S M C H C **Workwall Credenza with Drawers – Height-Adjustable Cantilever Run-Off – Mid – 21" h**

Page 1202

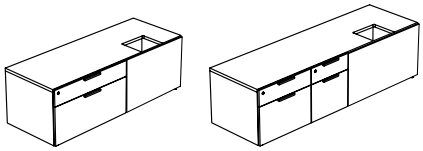

workwall storage product map

B S M H L C **Workwall Credenza with Drawers and Cabinet – Height-Adjustable Cantilever Run-Off – Mid – 21" h**

Page 1204

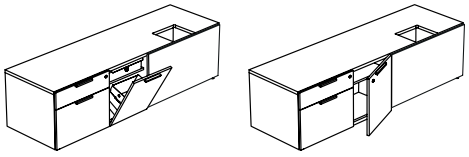

B S M D O D **Workwall Credenza for Media with Open and Drawers – Mid – 21" h**

Page 1206

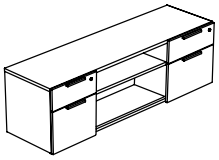

B H K H C

Workwall Module – Height-Adjustable Cantilever Run-Off

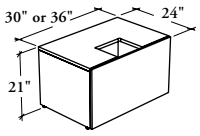

This module supports a Height-Adjustable Cantilever Worksurface and conceals the height-adjustable mechanism.

WHAT'S INCLUDED
1 workwall module for height-adjustable cantilever run-off with removable front and mounting hardware.

WHAT'S EXCLUDED
Height-Adjustable Cantilever Run-Off.

NOTES
Can be used with Height-Adjustable Cantilever Run-Offs (BH_CR or BH_CP), refer to Application Guide.

PRODUCT OPTIONS

Depth	Width	Height	Front Finish	Edge Trim Finish (Laminate Front only)	Case Finish
24	30, 36	21	Source Laminate Grade 2 Laminate (No Accents) Flintwood (No Cathedral)	Edge Trim Colors	Source Laminate Flintwood (No Cathedral)

SAMPLE ORDER CODE

BHKHC 24	30	21	XG	SS	XG

DIMENSIONS
INCHES / MM

D	W	H
24 / 610	30 / 762	21 / 533
24 / 610	36 / 914	21 / 533

PRICING

SOURCE LAMINATE FRONT FINISH	GRADE 2 LAMINATE FRONT FINISH		FLINTWOOD FRONT FINISH	
CASE FINISH				
Source Laminate	Source Laminate	Flintwood	Source Laminate	Flintwood
1088	1302	2787	1407	3212
1229	1486	3565	1560	3970

B H K F C

Workwall Module – Fixed-Height Cantilever Run-Off

This module supports a Fixed-Height Cantilever Worksurface and conceals the fixed-height post.

WHAT'S INCLUDED
1 workwall module for fixed-height cantilever run-off with removable front and mounting hardware.

WHAT'S EXCLUDED
Fixed-Height Cantilever Run-Off.

NOTES
Can be used with Fixe-Height Cantilever Run-Offs (B_MCR or B_MCP), refer to Application Guide.

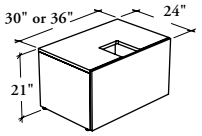

PRODUCT OPTIONS

Depth	Width	Height	Front Finish	Edge Trim Finish (Laminate Front only)	Case Finish
20, 24	30, 36	21	Source Laminate Grade 2 Laminate (No Accents) Flintwood (No Cathedral)	Edge Trim Colors	Source Laminate Flintwood (No Cathedral)

SAMPLE ORDER CODE

BHKFC 24	36	21	XG	SS	XG

DIMENSIONS
INCHES / MM

PRICING

			SOURCE LAMINATE FRONT FINISH	GRADE 2 LAMINATE FRONT FINISH		FLINTWOOD FRONT FINISH	
			CASE FINISH				
D	W	H	Source Laminate	Source Laminate	Flintwood	Source Laminate	Flintwood
20 / 508	30 / 762	21 / 533	997	1212	2548	1317	2972
20 / 508	36 / 914	21 / 533	1145	1402	3293	1476	3697
24 / 610	30 / 762	21 / 533	1088	1302	2787	1407	3212
24 / 610	36 / 914	21 / 533	1229	1486	3565	1560	3970

Xpress

B H K H W

Workwall Kneespace Module – Height-Adjustability

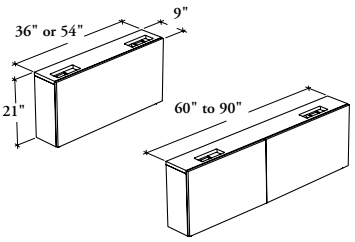

This module supports a Height-Adjustable Worksurface to enable users to work facing the wall in a sit/stand position. It must be anchored to a building wall.

WHAT'S INCLUDED
1 workwall kneespace module with levelers, 1 or 2 removable front, and mounting hardware.

WHAT'S EXCLUDED
Height-Adjustable Worksurfaces and Wall Panels.

NOTES
Can be used with:
- Height-Adjustable Rectangular Worksurfaces (BH_RL or BH_RC)
- Height-Adjustable Peninsulas – Bevel Post Leg (BH_RP, BH_TP or BH_PE)
- Height-Adjustable L-Shape Worksurfaces (BH_LB, BH_L or BH_LT)
- Height-Adjustable Meeting Peninsulas (B_HRW, B_HDW, B_HBW or B_HPW)

refer to the Application Guide.

Not all finishes are available as Xpress, Please see Xpress catalogue and/or specification software for details.

PRODUCT OPTIONS

Depth	Width	Height	Front Finish	Edge Trim Finish (Laminate Front only)	Case Finish
9	36, 42, 48, 54, 60, 66, 72, 78, 84, 90	21	Source Laminate Grade 2 Laminate (No Accents) Flintwood (No Cathedral)	Edge Trim Colors	Source Laminate Flintwood (No Cathedral)

SAMPLE ORDER CODE

BHKHW 9	72	21	VZ		VZ

DIMENSIONS
INCHES / MM

D	W	H
9 / 229	36 / 914	21 / 533
9 / 229	42 / 1067	21 / 533
9 / 229	48 / 1219	21 / 533
9 / 229	54 / 1372	21 / 533
9 / 229	60 / 1524	21 / 533
9 / 229	66 / 1676	21 / 533
9 / 229	72 / 1829	21 / 533
9 / 229	78 / 1981	21 / 533
9 / 229	84 / 2134	21 / 533
9 / 229	90 / 2286	21 / 533

PRICING

SOURCE LAMINATE FRONT FINISH	GRADE 2 LAMINATE FRONT FINISH		FLINTWOOD FRONT FINISH	
CASE FINISH				
Source Laminate	Source Laminate	Flintwood	Source Laminate	Flintwood
1196	1453	2158	1527	2232
1258	1559	2274	1602	2317
1296	1639	2366	1675	2402
1334	1720	2452	1751	2484
1483	1912	2505	1979	2573
1541	2012	2560	2115	2663
1598	2112	2695	2208	2790
1658	2214	2833	2297	2916
1714	2314	2969	2388	3043
1770	2413	3105	2478	3171

Xpress

BHKHM

Workwall Kneespace Module – Full-Modesty Height-Adjustable Run-Off

This module supports a Full-Modesty Height-Adjustable Run-Off to enable users to work perpendicular to the wall in a sit/stand position. It must be anchored to a building wall.

WHAT'S INCLUDED
1 workwall kneespace module with levelers, 1 removable front, 1 extension panel (if applicable), and mounting hardware.

WHAT'S EXCLUDED
Full-Modesty Height-Adjustable Run-Off and Wall Panels.

NOTES
Can be used with Full-Modesty Height-Adjustable Run-Off – Offset Base (BF_R) only, refer to the Application Guide.

When No Extension Panel (N) option is specified, Extension Panel Finish is **not** available.

Not all finishes are available as Xpress, Please see Xpress catalogue and/or specification software for details.

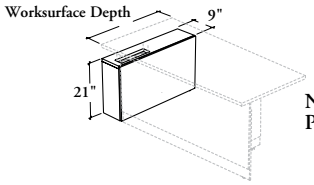

No Extension Panel (N)

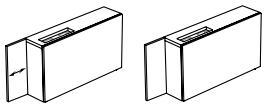
With Extension Panel – Horizontal or Solid Colors (E)

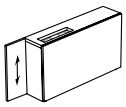
With Extension Panel – Vertical (V)

PRODUCT OPTIONS

Extension Panel	Depth	Worksurface Depth	Height	Configuration	Front Finish	Edge Trim Finish (Laminate Front only)	Case Finish	Extension Panel Finish (If Applicable)
N No Extension Panel **E** With Extension Panel – Horizontal or Solid Colors **V** With Extension Panel – Vertical	9	28, 34	21	**L** Left Handed (Shown) **R** Right Handed	Source Laminate Grade 2 Laminate (No Accents) Flintwood (No Cathedral)	Edge Trim Colors	Source Laminate Flintwood (No Cathedral)	Source Laminate Grade 2 Laminate (No Accents) Flintwood (No Cathedral)

SAMPLE ORDER CODE

BHKHM E	9	28	21	L	XG	SS	XG	XG

DIMENSIONS INCHES / MM

D	W	H
9 / 229	28 / 711	21 / 533
9 / 229	34 / 864	21 / 533
9 / 229	28 / 711	21 / 533
9 / 229	34 / 864	21 / 533
9 / 229	28 / 711	21 / 533
9 / 229	34 / 864	21 / 533
28 / 711	21 / 533	1368
34 / 864	21 / 533	1368

PRICING

NO EXTENSION PANEL (N)

SOURCE LAM. FRONT FINISH	GRADE 2 LAM. FRONT FINISH		FLINTWOOD FRONT FINISH	
CASE FINISH				
Source Laminate	Source Laminate	Flintwood	Source Laminate	Flintwood
1134	1334	2028	1452	2146
1134	1377	2071	1452	2146

WITH EXTENSION PANEL – HORIZONTAL OR SOLID COLORS (E) or VERTICAL (V)

SOURCE LAM. FRONT FINISH	GRADE 2 LAM. FRONT FINISH		FLINTWOOD FRONT FINISH	
SOURCE LAMINATE EXTENSION PANEL				
CASE FINISH				
Source Laminate	Source Laminate	Flintwood	Source Laminate	Flintwood
1216	1416	2110	1534	2228
1216	1459	2153	1534	2228
GRADE 2 LAMINATE EXTENSION PANEL				
1260	1460	2154	1578	2272
1260	1503	2197	1578	2272
FLINTWOOD EXTENSION PANEL				
1568	2262	1686	2380	
1611	2305	1686	2380	

Xpress

B H K H L

Workwall Kneespace Module – Full-Modesty Height-Adjustable Extended or "L" Run-Off

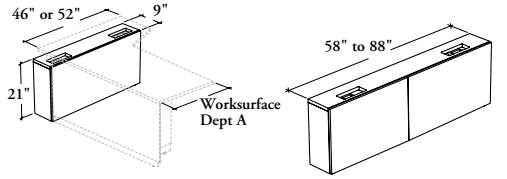

No Extension Panel (N)

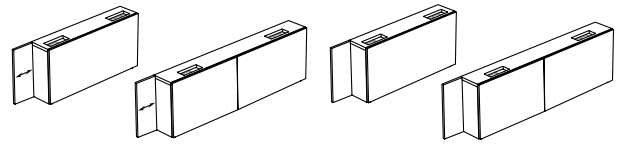

With Extension Panel – Horizontal or Solid Colors (E)

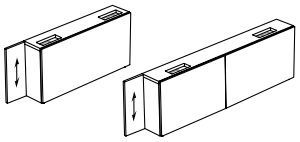

With Extension Panel – Vertical (V)

This module supports a Full-Modesty Height-Adjustable Extended or L-Shape Run-Off to enable users to work perpendicular to the wall, and also facing the wall with the L-Shape Run-Off, in a sit/stand position. It must be anchored to a building wall.

WHAT'S INCLUDED
1 workwall kneespace module with levelers, 1 or 2 removable fronts, 1 extension panel (if applicable) and mounting hardware.

WHAT'S EXCLUDED
Full-Modesty Height-Adjustable Extended or L-Shape Run-Off and Wall Panels.

NOTES
Can be used with:
- Full-Modesty Height-Adjustable Extended Run-Off – Offset Base (BF_E)
- Full-Modesty Height-Adjustable L-Shape Run-Off – Offset Base (BF_L)

refer to the Application Guide.

When No Extension Panel (N) option is specified, Extension Panel Finish is **not** available.

Not all finishes are available as Xpress, Please see Xpress catalogue and/or specification software for details.

PRODUCT OPTIONS

Extension Panel	Depth	Worksurface Depth A	Worksurface Depth B	Height
N No Extension Panel	9	29, 35	46, 52, 58, 64, 70, 76, 82, 88	21
E With Extension Panel – Horizontal or Solid Colors				
V With Extension Panel – Vertical				

SAMPLE ORDER CODE

BHKHL N	9	29	76	21

PRODUCT OPTIONS CONTINUED

Configuration	Front Finish	Edge Trim Finish (Laminate Front only)	Case Finish	Extension Panel Finish (If Applicable)
L Left Handed (Shown)	Source Laminate	Edge Trim Colors	Source Laminate	Source Laminate
R Right Handed	Grade 2 Laminate (No Accents)		Flintwood (No Cathedral)	Grade 2 Laminate (No Accents)
	Flintwood (No Cathedral)			Flintwood (No Cathedral)

SAMPLE ORDER CODE CONTINUED

L	VZ		VZ	

See Pricing on the following page.

Xpress

B H K H L

Workwall Kneespace Module – Full-Modesty Height-Adjustable Extended or "L" Run-Off (Continued)

DIMENSIONS – INCHES
FOR MM X BY 25.4

PRICING

NO EXTENSION PANEL (N)

				SOURCE LAM. FRONT FINISH	GRADE 2 LAM. FRONT FINISH		FLINTWOOD FRONT FINISH	
				CASE FINISH				
D	Da	Wb	H	Source Laminate	Source Laminate	Flintwood	Source Laminate	Flintwood
9	29	46	21	1258	1587	2303	1602	2317
9	29	52	21	1296	1667	2394	1675	2402
9	29	58	21	1334	1748	2480	1751	2484
9	29	64	21	1483	1940	2533	1979	2573
9	29	70	21	1541	2042	2590	2115	2663
9	29	76	21	1598	2141	2724	2208	2790
9	29	82	21	1658	2243	2862	2297	2916
9	29	88	21	1714	2342	2997	2388	3043
9	35	46	21	1258	1587	2303	1602	2317
9	35	52	21	1296	1667	2394	1675	2402
9	35	58	21	1334	1748	2480	1751	2484
9	35	64	21	1483	1940	2533	1979	2573
9	35	70	21	1541	2042	2590	2115	2663
9	35	76	21	1598	2141	2724	2208	2790
9	35	82	21	1658	2243	2862	2297	2916
9	35	88	21	1714	2342	2997	2388	3043

WITH EXTENSION PANEL – HORIZONTAL OR SOLID COLORS (E) or VERTICAL (V)

				SOURCE LAM. FRONT FINISH	GRADE 2 LAM. FRONT FINISH		FLINTWOOD FRONT FINISH	
				SOURCE LAMINATE EXTENSION PANEL				
				CASE FINISH				
				Source Laminate	Source Laminate	Flintwood	Source Laminate	Flintwood
9	29	46	21	1341	1669	2385	1684	2399
9	29	52	21	1378	1749	2476	1758	2485
9	29	58	21	1416	1830	2563	1834	2566
9	29	64	21	1564	2021	2615	2061	2655
9	29	70	21	1623	2124	2672	2198	2746
9	29	76	21	1681	2224	2806	2290	2872
9	29	82	21	1740	2325	2944	2380	2998
9	29	88	21	1796	2424	3079	2470	3125
9	35	46	21	1341	1669	2385	1684	2399
9	35	52	21	1378	1749	2476	1758	2485
9	35	58	21	1416	1830	2563	1834	2566
9	35	64	21	1564	2021	2615	2061	2655
9	35	70	21	1623	2124	2672	2198	2746
9	35	76	21	1681	2224	2806	2290	2872
9	35	82	21	1740	2325	2944	2380	2998
9	35	88	21	1796	2424	3079	2470	3125

Pricing is continued on the following page.

Xpress

B H K H L

Workwall Kneespace Module – Full-Modesty Height-Adjustable Extended or "L" Run-Off

DIMENSIONS – INCHES
FOR MM X BY 25.4

PRICING

WITH EXTENSION PANEL – HORIZONTAL OR SOLID COLORS (E) or VERTICAL (V) (CONTINUED)

				SOURCE LAM. FRONT FINISH	GRADE 2 LAM. FRONT FINISH		FLINTWOOD FRONT FINISH	
				GRADE 2 LAMINATE EXTENSION PANEL				
				CASE FINISH				
D	Da	Wb	H	Source Laminate	Source Laminate	Flintwood	Source Laminate	Flintwood
9	29	46	21	1385	1713	2429	1728	2443
9	29	52	21	1422	1793	2520	1802	2529
9	29	58	21	1460	1874	2607	1878	2610
9	29	64	21	1608	2065	2659	2105	2699
9	29	70	21	1667	2168	2716	2242	2790
9	29	76	21	1725	2268	2850	2334	2916
9	29	82	21	1784	2369	2988	2424	3042
9	29	88	21	1840	2468	3123	2514	3169
9	35	46	21	1385	1713	2429	1728	2443
9	35	52	21	1422	1793	2520	1802	2529
9	35	58	21	1460	1874	2607	1878	2610
9	35	64	21	1608	2065	2659	2105	2699
9	35	70	21	1667	2168	2716	2242	2790
9	35	76	21	1725	2268	2850	2334	2916
9	35	82	21	1784	2369	2988	2424	3042
9	35	88	21	1840	2468	3123	2514	3169
				FLINTWOOD EXTENSION PANEL				
9	29	46	21	1493	1821	2537	1836	2551
9	29	52	21	1530	1901	2628	1910	2637
9	29	58	21	1568	1982	2715	1986	2718
9	29	64	21	1716	2173	2767	2213	2807
9	29	70	21	1775	2276	2824	2350	2898
9	29	76	21	1833	2376	2958	2442	3024
9	29	82	21	1892	2477	3096	2532	3150
9	29	88	21	1948	2576	3231	2622	3277
9	35	46	21	1493	1821	2537	1836	2551
9	35	52	21	1530	1901	2628	1910	2637
9	35	58	21	1568	1982	2715	1986	2718
9	35	64	21	1716	2173	2767	2213	2807
9	35	70	21	1775	2276	2824	2350	2898
9	35	76	21	1833	2376	2958	2442	3024
9	35	82	21	1892	2477	3096	2532	3150
9	35	88	21	1948	2576	3231	2622	3277

Xpress

BHKHF

Workwall Kneespace Module – Height-Adjustability and Fixed Worksurfaces

This module supports a Height-Adjustable and a Fixed Worksurfaces to enable users to work facing the wall in a sit/stand position. It must be anchored to a building wall.

WHAT'S INCLUDED
1 workwall kneespace module with levelers, 2 or 3 removable fronts, and mounting hardware.

WHAT'S EXCLUDED
Height-Adjustable and Fixed Worksurfaces, and Wall Panels.

NOTES
Can be used with :
- Height-Adjustable Rectangular Worksurfaces (BH_RL or BH_RC)
- Fixed Run-Off – Mid-Height (BM_R)
- Fixed Meeting Peninsulas (BC_FR, BC_FD or BC_FT)

refer to the Application Guide.

Not all finishes are available as Xpress, Please see Xpress catalogue and/or specification software for details.

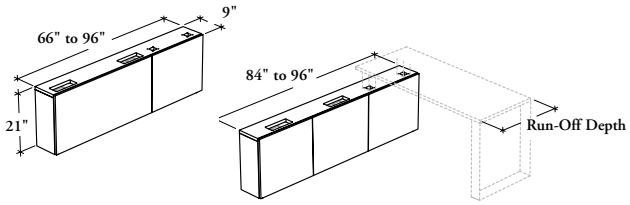

PRODUCT OPTIONS

Depth	Width	Height	Run-Off Depth	Run-Off Configuration	Front Finish	Edge Trim Finish (Laminate Front only)	Case Finish
9	66, 72, 78, 84, 90, 96	21	24, 30, 36	**L** Left **R** Right (Shown)	Source Laminate Grade 2 Laminate (No Accents) Flintwood (No Cathedral)	Edge Trim Colors	Source Laminate Flintwood (No Cathedral)

SAMPLE ORDER CODE

BHKFH 9	78	21	30	R	VZ		VZ

DIMENSIONS INCHES / MM

PRICING

D	W	H	24" RUN-OFF DEPTH SOURCE LAMINATE FRONT FINISH CASE FINISH Source Laminate	GRADE 2 LAMINATE FRONT FINISH Source Laminate	 Flintwood	FLINTWOOD FRONT FINISH Source Laminate	 Flintwood
9 / 229	66 / 1676	21 / 533	1541	2012	2560	2115	2663
9 / 229	72 / 1829	21 / 533	1598	2112	2695	2208	2790
9 / 229	78 / 1981	21 / 533	1658	2214	2833	2297	2916
9 / 229	84 / 2134	21 / 533	1714	2314	2969	2388	3043
9 / 229	90 / 2286	21 / 533	1770	2413	3105	2478	3171
9 / 229	96 / 2438	21 / 533	1827	2513	3243	2570	3300
			30" RUN-OFF DEPTH				
9 / 229	72 / 1829	21 / 533	1598	2112	2695	2208	2790
9 / 229	78 / 1981	21 / 533	1658	2214	2833	2297	2916
9 / 229	84 / 2134	21 / 533	1714	2314	2969	2388	3043
9 / 229	90 / 2286	21 / 533	1770	2413	3105	2478	3171
9 / 229	96 / 2438	21 / 533	1827	2513	3243	2570	3300
			36" RUN-OFF DEPTH				
9 / 229	78 / 1981	21 / 533	1658	2214	2833	2297	2916
9 / 229	84 / 2134	21 / 533	1714	2314	2969	2388	3043
9 / 229	90 / 2286	21 / 533	1770	2413	3105	2478	3171
9 / 229	96 / 2438	21 / 533	1827	2513	3243	2570	3300

Xpress

B H K F W

Workwall Kneespace Module – Fixed Worksurface

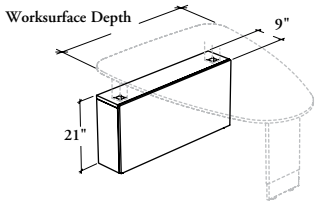

This module supports a Fixed Worksurface to enable users to work facing the wall in a sit/stand position. It must be anchored to a building wall for optimal stiffness but is **not** mandatory.

WHAT'S INCLUDED
1 workwall kneespace module with levelers, 1 removable front, and mounting hardware.

WHAT'S EXCLUDED
Fixed Worksurfaces and Wall Panels.

NOTES
Can be used with :
- Fixed Run-Off – Mid-Height (BM_R)
- Fixed Extended Tapered Peninsula – Mid-Height (BM_EP)
- Fixed Meeting Peninsulas (BC_FR, BC_FD or BC_FT or BC_FP)

refer to the Application Guide.

Not all finishes are available as Xpress, Please see Xpress catalogue and/or specification software for details.

PRODUCT OPTIONS

Depth	Worksurface Depth	Height	Front Finish	Edge Trim Finish (Laminate Front only)	Case Finish
9	36, 42, 48, 54, 60	21	Source Laminate Grade 2 Laminate (No Accents) Flintwood (No Cathedral)	Edge Trim Colors	Source Laminate Flintwood (No Cathedral)

SAMPLE ORDER CODE

BHKFW 9	**54**	**21**	**VZ**		**VZ**

DIMENSIONS
INCHES / MM

D	W	H
9 / 229	36 / 914	21 / 533
9 / 229	42 / 1067	21 / 533
9 / 229	48 / 1219	21 / 533
9 / 229	54 / 1372	21 / 533
9 / 229	60 / 1524	21 / 533

PRICING

SOURCE LAMINATE FRONT FINISH	GRADE 2 LAMINATE FRONT FINISH		FLINTWOOD FRONT FINISH	
CASE FINISH				
Source Laminate	Source Laminate	Flintwood	Source Laminate	Flintwood
1130	1387	2091	1461	2165
1193	1493	2209	1535	2251
1229	1572	2298	1610	2336
1269	1655	2386	1686	2417
1416	1845	2438	1914	2506

Xpress

BHKFR

Workwall Kneespace Module – Full-Modesty Fixed Run-Off

This module supports a Full-Modesty Fixed Run-Off to enable users to work perpendicular to the wall in a sit/stand position. It must be anchored to a building wall.

WHAT'S INCLUDED
1 workwall kneespace module with levelers, 1 removable front, 1 extension panel (if applicable), and mounting hardware.

WHAT'S EXCLUDED
Full-Modesty Fixed Run-Off and Wall Panels.

NOTES
Can be used with Full-Modesty Fixed Run-Off – Offset Base (BF_MR) only, refer to the Application Guide for more details.

When No Extension Panel (N) option is specified, Extension Panel Finish is **not** available.

Not all finishes are available as Xpress, Please see Xpress catalogue and/or specification software for details.

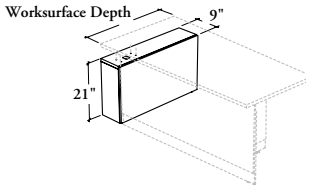

No Extension Panel (N)

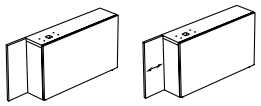

With Extension Panel – Horizontal or Solid Colors (E)

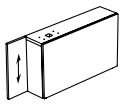

With Extension Panel – Vertical (V)

PRODUCT OPTIONS

Extension Panel	Depth	Worksurface Depth	Height	Configuration	Front Finish	Edge Trim Finish (Laminate Front only)	Case Finish	Extension Panel Finish (If Applicable)
N No Extension Panel **E** With Extension Panel – Horizontal or Solid Colors **V** With Extension Panel – Vertical	9	30, 36	21	**L** Left Handed (Shown) **R** Right Handed	Source Laminate Grade 2 Laminate (No Accents) Flintwood (No Cathedral)	Edge Trim Colors	Source Laminate Flintwood (No Cathedral)	Source Laminate Grade 2 Laminate (No Accents) Flintwood (No Cathedral)

SAMPLE ORDER CODE

BHKFR V	9	30	21	R	VZ		VZ	VZ

DIMENSIONS INCHES / MM

PRICING

NO EXTENSION PANEL (N)

			SOURCE LAM. FRONT FINISH	GRADE 2 LAM. FRONT FINISH		FLINTWOOD FRONT FINISH	
			CASE FINISH				
D	W	H	Source Laminate	Source Laminate	Flintwood	Source Laminate	Flintwood
9 / 229	30 / 762	21 / 533	1134	1348	2042	1452	2146
9 / 229	36 / 914	21 / 533	1134	1390	2084	1452	2146

WITH EXTENSION PANEL – HORIZONTAL OR SOLID COLORS (E) or VERTICAL (V)

			SOURCE LAM. FRONT FINISH	GRADE 2 LAM. FRONT FINISH		FLINTWOOD FRONT FINISH	
			SOURCE LAMINATE EXTENSION PANEL				
			CASE FINISH				
			Source Laminate	Source Laminate	Flintwood	Source Laminate	Flintwood
9 / 229	30 / 762	21 / 533	1216	1430	2124	1534	2228
9 / 229	36 / 914	21 / 533	1216	1473	2166	1534	2228
			GRADE 2 LAMINATE EXTENSION PANEL				
9 / 229	30 / 762	21 / 533	1260	1474	2168	1578	2272
9 / 229	36 / 914	21 / 533	1260	1517	2210	1578	2272
			EXTENSION PANEL FLINTWOOD				
9 / 229	30 / 762	21 / 533	1368	1582	2276	1686	2380
9 / 229	36 / 914	21 / 533	1368	1625	2318	1686	2380

Xpress

B S M O
Workwall Bookcase – Mid – 21" h

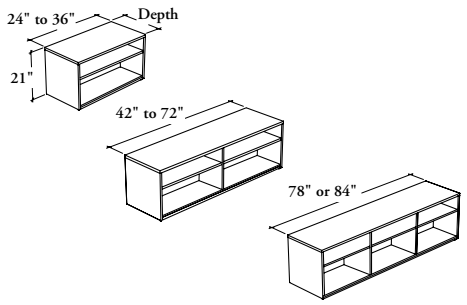

This againts the wall open bookcase unit provides additional storage space. Partially open back provides accessibility for electricity management.

WHAT'S INCLUDED
1 workwall open bookcase with levelers, and accessory as listed below:

	Widths		
	24" to 36"	42" to 72"	78" or 84"
Adjustable Shelf	1	2	3

WHAT'S EXCLUDED
Seat Pad/Cushion and Wall Panels.

NOTES
Holes at 1 1/4" intervals on the inside walls of side panels allow for shelf adjustment.

Additional shelves **cannot** be specified with this product.

Not all finishes are available as Xpress, Please see Xpress catalogue and/or specification software for details.

PRODUCT OPTIONS

Depth	Width	Height	Case Finish
20, 24	24, 30, 36, 42, 48, 54, 60, 66, 72, 78, 84	21	Source Laminate Flintwood (No Cathedral)

SAMPLE ORDER CODE

BSMO 20	48	21	LE

DIMENSIONS
INCHES / MM

PRICING

CASE FINISH

D	W	H	Source Laminate	Flintwood
20 / 508	24 / 610	21 / 533	884	3238
20 / 508	30 / 762	21 / 533	978	3434
20 / 508	36 / 914	21 / 533	1080	3632
20 / 508	42 / 1067	21 / 533	1226	4356
20 / 508	48 / 1219	21 / 533	1290	4552
20 / 508	54 / 1372	21 / 533	1353	4749
20 / 508	60 / 1524	21 / 533	1415	4946
20 / 508	66 / 1676	21 / 533	1479	5142
20 / 508	72 / 1829	21 / 533	1543	5338
20 / 508	78 / 1981	21 / 533	1657	5985
20 / 508	84 / 2134	21 / 533	1715	6179
24 / 610	24 / 610	21 / 533	979	3441
24 / 610	30 / 762	21 / 533	1068	3673
24 / 610	36 / 914	21 / 533	1164	3904
24 / 610	42 / 1067	21 / 533	1336	4736
24 / 610	48 / 1219	21 / 533	1407	4960
24 / 610	54 / 1372	21 / 533	1477	5182
24 / 610	60 / 1524	21 / 533	1546	5406
24 / 610	66 / 1676	21 / 533	1616	5627
24 / 610	72 / 1829	21 / 533	1688	5851
24 / 610	78 / 1981	21 / 533	1816	6457
24 / 610	84 / 2134	21 / 533	1883	6723

Xpress

BSMOBW

Workwall Bookcase – Fixed Worksurface – Mid – 21" h

This Workwall Bookcase for a Fixed Worksurface provides a base support and storage in one unit ideal for small meeting room.

WHAT'S INCLUDED

1 workwall open bookcase with levelers, and accessory as listed below:

	Widths	
	36"	42" to 60"
Adjustable Shelf	1	2

WHAT'S EXCLUDED

Fixed Worksurfaces and Wall Panels.

NOTES

Can be used with :

- Fixed Run-Off – Mid-Height (BM_R)
- Fixed Extended Tapered Peninsula – Mid-Height (BM_EP)
- Fixed Meeting Peninsulas (BC_FR, BC_FD, BC_FT or BC_FP)

refer to the Application Guide.

Holes at 1 1/4" intervals on the inside walls of side panels allow for shelf adjustment.

Additional shelves **cannot** be specified with this product.

Not all finishes are available as Xpress, Please see Xpress catalogue and/or specification software for details.

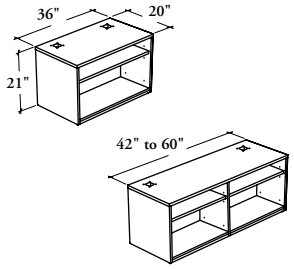

PRODUCT OPTIONS

Depth	Width	Height	Case Finish
20	36, 42, 48, 54, 60	21	Source Laminate Flintwood (No Cathedral)

SAMPLE ORDER CODE

BSMOBW 20	42	21	VZ

DIMENSIONS INCHES / MM

D	W	H
20 / 508	36 / 914	21 / 533
20 / 508	42 / 1067	21 / 533
20 / 508	48 / 1219	21 / 533
20 / 508	54 / 1372	21 / 533
20 / 508	60 / 1524	21 / 533

PRICING

CASE FINISH

Source Laminate	Flintwood
1080	3632
1226	4356
1290	4552
1353	4749
1415	4946

Xpress

B S M O B H

Workwall Bookcase – Height-Adjustable Worksurface – Mid – 21" h

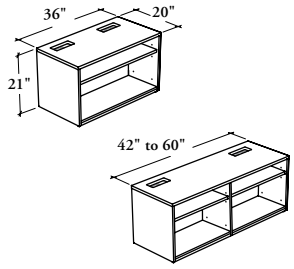

This Workwall Bookcase for a Height-Adjustable Worksurface provides a base support and storage in one unit ideal for small meeting room.

WHAT'S INCLUDED
1 workwall open bookcase with levelers, and accessory as listed below:

	Widths	
	36"	42" to 60"
Adjustable Shelf	1	2

WHAT'S EXCLUDED
Height-Adjustable Peninsulas, and Wall Panels.

NOTES
Can be used with :

- Height-Adjustable Peninsulas – Bevel Post Leg (BH_RP, BH_TP or BH_PE)
- Height-Adjustable Meeting Peninsulas (B_HRW, B_HDW, B_HBW or B_HPW)

refer to the Application Guide.

Holes at 1 1/4" intervals on the inside walls of side panels allow for shelf adjustment.

Additional shelves **cannot** be specified with this product.

Not all finishes are available as Xpress, Please see Xpress catalogue and/or specification software for details.

PRODUCT OPTIONS

Depth	Width	Height	Case Finish
20	36, 42, 48, 54, 60,	21	Source Laminate Flintwood (No Cathedral)

SAMPLE ORDER CODE

BSMOBH 20	**42**	**21**	**VZ**

DIMENSIONS
INCHES / MM

D	W	H
20 / 508	36 / 914	21 / 533
20 / 508	42 / 1067	21 / 533
20 / 508	48 / 1219	21 / 533
20 / 508	54 / 1372	21 / 533
20 / 508	60 / 1524	21 / 533

PRICING

CASE FINISH

Source Laminate	Flintwood
1145	3697
1293	4422
1355	4619
1419	4815
1481	5012

Xpress

B S O B T

Workwall Bookcase – Integral Top – 29" h

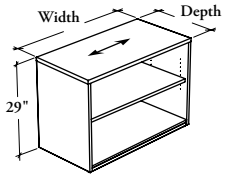

This bookcase provides open storage space within the workstation. It includes a finished top and can be fitted with a 29" high worksurface of a desk.

WHAT'S INCLUDED
1 workwall open bookcase with levelers, 1 integral top, and 1 adjustable shelf.

NOTES
Holes at 1 1/4" intervals on the inside walls of side panels allow for shelf adjustment.

Additional shelves **cannot** be specified with this product.

Allows two rows of standard letter-size binders.

Not all Thickness, Finish, Style or Color options are available. Refer to the Application Guide for more details.

Not all product options are available as Xpress, Please see Xpress catalogue and/or specification software for details.

PRODUCT OPTIONS

Worksurface Thickness	Depth	Width	Height	Worksurface Finish	Edge Trim Style	Edge Trim Finish	Case Finish
M 1 3/16" **X** 1 9/16"	20, 24, 27	24, 30, 36	29	Foundation Laminate Grade 2 Laminate (No Accents) Flintwood (No Cathedral)	**6** Straight Trim (3mm) **8** Flat Trim (1.5mm) **9** Flintwood Flat Trim	Edge Trim Colors (for trim style 6 and 8)	Source Laminate Flintwood (No Cathedral)

SAMPLE ORDER CODE

BSOBT M	**20**	**36**	**29**	**RV**	**6**	**SS**	**XG**

DIMENSIONS
INCHES / MM

PRICING

D	W	H	1 3/16" (M) FOUNDATION LAMINATE WORKSURFACE FINISH	1 3/16" (M) GRADE 2 LAMINATE WORKSURFACE FINISH		1 3/16" (M) FLINTWOOD WORKSURFACE FINISH	
			CASE FINISH				
			Source Laminate	Source Laminate	Flintwood	Source Laminate	Flintwood
20 / 508	24 / 610	29 / 737	884	926	2618	1496	3188
20 / 508	30 / 762	29 / 737	978	1030	2780	1659	3409
20 / 508	36 / 914	29 / 737	1080	1142	3071	1817	3746
24 / 610	24 / 610	29 / 737	1023	1073	2966	1662	3555
24 / 610	30 / 762	29 / 737	1126	1189	3163	1834	3807
24 / 610	36 / 914	29 / 737	1232	1307	3470	2014	4178
27 / 686	24 / 610	29 / 737	1091	1147	3140	1745	3738
27 / 686	30 / 762	29 / 737	1199	1270	3356	1922	4008
27 / 686	36 / 914	29 / 737	1312	1397	3680	2112	4395

Pricing is continued on the following page.

Xpress

B S O B T

Workwall Bookcase – Integral Top – 29" h (Continued)

DIMENSIONS INCHES / MM			PRICING		
			1 9/16" (X)		
			FOUNDATION LAMINATE WORKSURFACE FINISH	FLINTWOOD WORKSURFACE FINISH	
			CASE FINISH		
D	W	H	Source Laminate	Source Laminate	Flintwood
20 / 508	24 / 610	29 / 737	921	1575	3225
20 / 508	30 / 762	29 / 737	1028	1758	3460
20 / 508	36 / 914	29 / 737	1145	1946	3814
24 / 610	24 / 610	29 / 737	1090	1797	3624
24 / 610	30 / 762	29 / 737	1201	1987	3885
24 / 610	36 / 914	29 / 737	1315	2176	4261
27 / 686	24 / 610	29 / 737	1174	1912	3822
27 / 686	30 / 762	29 / 737	1291	2103	4098
27 / 686	36 / 914	29 / 737	1401	2290	4483

Xpress

B S O B C

Workwall Bookcase – Integral Top – 29" h – Cross Grain

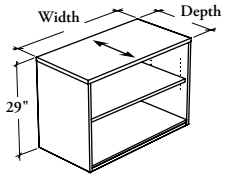

This bookcase provides open storage space within the workstation. It includes a finished top and can be fitted with a 29" high worksurface of a desk.

WHAT'S INCLUDED
1 workwall open bookcase with levelers, 1 integral top, and 1 adjustable shelf.

NOTES
Holes at 1 1/4" intervals on the inside walls of side panels allow for shelf adjustment.

Additional shelves **cannot** be specified with this product.

Allows two rows of standard letter-size binders.

Not all Thickness, Finish, Style or Color options are available. Refer to the Application Guide for more details.

Not all product options are available as Xpress, Please see Xpress catalogue and/or specification software for details.

PRODUCT OPTIONS

Worksurface Thickness	Depth	Width	Height	Worksurface Finish	Edge Trim Style	Edge Trim Finish	Case Finish
M 1 3/16" **X** 1 9/16"	20, 24, 27	24, 30, 36	29	Foundation Laminate Grade 2 Laminate (No Accents) Flintwood (No Cathedral)	**6** Straight Trim (3mm) **8** Flat Trim (1.5mm) **9** Flintwood Flat Trim	Edge Trim Colors (for trim style 6 or 8)	Source Laminate Flintwood (No Cathedral)

SAMPLE ORDER CODE

BSOBC M	20	36	29	RV	6	SS	XG

DIMENSIONS
INCHES / MM

PRICING

1 3/16" (M)							
			FOUNDATION LAMINATE WORKSURFACE FINISH	GRADE 2 LAMINATE WORKSURFACE FINISH		FLINTWOOD WORKSURFACE FINISH	
			CASE FINISH				
D	W	H	Source Laminate	Source Laminate	Flintwood	Source Laminate	Flintwood
20 / 508	24 / 610	29 / 737	884	926	2618	1496	3188
20 / 508	30 / 762	29 / 737	978	1030	2780	1659	3409
20 / 508	36 / 914	29 / 737	1080	1142	3071	1817	3746
24 / 610	24 / 610	29 / 737	1023	1073	2966	1662	3555
24 / 610	30 / 762	29 / 737	1126	1189	3163	1834	3807
24 / 610	36 / 914	29 / 737	1232	1307	3470	2014	4178
27 / 686	24 / 610	29 / 737	1091	1147	3140	1745	3738
27 / 686	30 / 762	29 / 737	1199	1270	3356	1922	4008
27 / 686	36 / 914	29 / 737	1312	1397	3680	2112	4395

Pricing is continued on the following page.

Xpress

B S O B C

Workwall Bookcase – Integral Top – 29" h – Cross Grain (Continued)

DIMENSIONS INCHES / MM			PRICING		
			1 9/16" (X)		
			FOUNDATION LAMINATE WORKSURFACE FINISH	FLINTWOOD WORKSURFACE FINISH	
			CASE FINISH		
D	W	H	Source Laminate	Source Laminate	Flintwood
20 / 508	24 / 610	29 / 737	921	1575	3225
20 / 508	30 / 762	29 / 737	1028	1758	3460
20 / 508	36 / 914	29 / 737	1145	1946	3814
24 / 610	24 / 610	29 / 737	1090	1797	3624
24 / 610	30 / 762	29 / 737	1201	1987	3885
24 / 610	36 / 914	29 / 737	1315	2176	4261
27 / 686	24 / 610	29 / 737	1174	1912	3822
27 / 686	30 / 762	29 / 737	1291	2103	4098
27 / 686	36 / 914	29 / 737	1401	2290	4483

Xpress

B S M D
Workwall Cabinet – Mid – 21" h

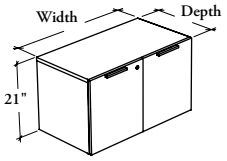

Pulls (P)

This against the wall storage unit provides additional closed storage space with a full-height adjustable shelf. Partially open back provides wall accessibility for electricity management.

WHAT'S INCLUDED
1 workwall cabinet with levelers, 1 adjustable shelf, pulls (as specified), lock and keys (as specified).

WHAT'S EXCLUDED
Seat Pad/Cushion and Wall Panels.

NOTES
Holes at 1 1/4" intervals on the inside of side panels allow for shelf adjustment.

Additional shelves **cannot** be specified with this product.

Edge trim finish on door front always match door front finish.

Not all finishes are available as Xpress, Please see Xpress catalogue and/or specification software for details.

PRODUCT OPTIONS

Storage Style	Depth	Width	Height	Door Front Finish	Case Finish	Pull Style	Pull Finish	Key Style
P Pulls	20, 24	24, 30, 36	21	Source Laminate Grade 2 Laminate (No Accents) Flintwood (No Cathedral)	Source Laminate Flintwood (No Cathedral)	**9** Rectangular **E** Edge – Standard **F** Edge – Small **M** Modern Straight (ADA) **S** Slim	Foundation Mica	**K** Keyed Alike **R** Keyed Randomly **N** No Lock

SAMPLE ORDER CODE

BSMD P	20	30	21	XS	LE	9	52	R

DIMENSIONS
INCHES / MM

PRICING

			SOURCE LAMINATE DOOR FRONT FINISH	GRADE 2 LAMINATE DOOR FRONT FINISH		FLINTWOOD DOOR FRONT FINISH	
			CASE FINISH				
D	W	H	Source Laminate	Source Laminate	Flintwood	Source Laminate	Flintwood
20 / 508	24 / 610	21 / 533	1104	1276	3404	1673	3801
20 / 508	30 / 762	21 / 533	1250	1464	3648	1862	4046
20 / 508	36 / 914	21 / 533	1330	1587	3893	1984	4290
24 / 610	24 / 610	21 / 533	1199	1371	3608	1769	4006
24 / 610	30 / 762	21 / 533	1340	1554	3888	1951	4285
24 / 610	36 / 914	21 / 533	1414	1671	4165	2069	4562

Xpress

B S C T

Workwall Cabinet – Integral Top – 29" h

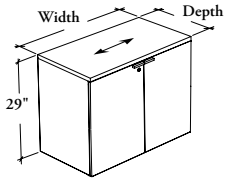

Pulls (P)

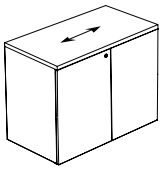

Touch-to-Open (T)

This storage provides a convenient, lockable storage area with shelving. It includes a finished top and can be fitted with a 29" high worksurface of a desk.

WHAT'S INCLUDED
1 workwall cabinet with levelers, 1 integral top, 1 adjustable shelf, pulls (as specified), lock and keys (as specified).

NOTES
Holes at 1 1/4" intervals on the inside of side panels allow for shelf adjustment.

Additional shelves **cannot** be specified with this product.

Allows two rows of standard letter-size binders.

When Touch-to-Open (T) Storage Style is specified, Pull Style and Pull Finish are **not** available.

Not all Thickness, Finish, Style or Color options are available. Refer to the Application Guide for more details.

Not all finishes are available as Xpress, Please see Xpress catalogue and/or specification software for details.

PRODUCT OPTIONS

Storage Style	Worksurface Thickness	Finish Configuration	Depth	Width	Height	Worksurface Finish
P Pulls	**M** 1 3/16"	**L** All Laminate	20, 24, 27	24, 30, 36	29	Foundation Laminate
T Touch-to-Open	**X** 1 9/16"	**T** Wood Top; Laminate Front & Case				Grade 2 Laminate (No Accents)
		U Wood Top & Front; Laminate Case				Flintwood (No Cathedral)
		V Wood Top & Case, Grade 2 Front				
		W All Wood				

SAMPLE ORDER CODE

BSCT P	M	U	24	30	29	VZ

PRODUCT OPTIONS CONTINUED

Edge Trim Style	Edge Trim Finish	Door Front Finish	Case Finish	Pull Style (If Applicable)	Pull Finish (If Applicable)	Key Style
6 Straight Trim (3mm)	Edge Trim Colors (for trim style 6 and 8)	Source Laminate	Source Laminate	**9** Rectangular	Foundation	**K** Keyed Alike
8 Flat Trim (1.5mm)		Grade 2 Laminate (No Accents)	Flintwood (No Cathedral)	**E** Edge – Standard	Mica	**R** Keyed Randomly
9 Flintwood Flat Trim		Flintwood (No Cathedral)		**F** Edge – Small		**N** No Lock
				M Modern Straight (ADA)		
				S Slim		

SAMPLE ORDER CODE CONTINUED

9		VZ	XG	9	8	R

See Pricing on the following page.

Xpress

B S C T

Workwall Cabinet – Integral Top – 29" h (Continued)

DIMENSIONS INCHES / MM

PRICING

1 3/16" (M)

ALL LAMINATE (L)

D	W	H	FOUNDATION LAMINATE WORKSURFACE FINISH DOOR FRONT FINISH Source Laminate	Grade 2 Laminate	GRADE 2 LAMINATE WORKSURFACE FINISH Source Laminate	Grade 2 Laminate
20 / 508	24 / 610	29 / 737	1126	1363	1168	1405
20 / 508	30 / 762	29 / 737	1267	1563	1319	1615
20 / 508	36 / 914	29 / 737	1357	1712	1420	1775
24 / 610	24 / 610	29 / 737	1243	1480	1293	1530
24 / 610	30 / 762	29 / 737	1356	1652	1419	1715
24 / 610	36 / 914	29 / 737	1474	1829	1549	1904
27 / 686	24 / 610	29 / 737	1358	1595	1414	1651
27 / 686	30 / 762	29 / 737	1448	1744	1518	1814
27 / 686	36 / 914	29 / 737	1589	1944	1673	2028

D	W	H	WOOD TOP; LAMINATE FRONT & CASE (T) FLINTWOOD WORKSURFACE FINISH DOOR FRONT FINISH Source Laminate	Grade 2 Laminate	WOOD TOP & FRONT; LAMINATE CASE (U) Flintwood	WOOD TOP & CASE; GR. 2 LAM. FRONT (V) Grade 2 Laminate	ALL WOOD (W) Flintwood
20 / 508	24 / 610	29 / 737	1738	1975	2477	3570	4073
20 / 508	30 / 762	29 / 737	1945	2241	2695	3974	4427
20 / 508	36 / 914	29 / 737	2097	2452	2898	4318	4765
24 / 610	24 / 610	29 / 737	1881	2118	2623	3930	4435
24 / 610	30 / 762	29 / 737	2066	2362	2815	4376	4829
24 / 610	36 / 914	29 / 737	2254	2609	3057	4748	5196
27 / 686	24 / 610	29 / 737	2026	2263	2764	4299	4801
27 / 686	30 / 762	29 / 737	2186	2482	2936	4778	5231
27 / 686	36 / 914	29 / 737	2413	2768	3217	5176	5625

1 9/16" (X)

D	W	H	ALL LAMINATE (L) FOUNDATION LAMINATE WORKSURFACE FINISH DOOR FRONT FINISH Source Laminate	WOOD TOP; LAMINATE FRONT & CASE (T) FLINTWOOD WORKSURFACE FINISH Source Laminate	WOOD TOP & FRONT; LAMINATE CASE (U) Flintwood	ALL WOOD (W) Flintwood
20 / 508	24 / 610	29 / 737	1165	1777	2516	4110
20 / 508	30 / 762	29 / 737	1318	1996	2747	4479
20 / 508	36 / 914	29 / 737	1423	2161	2964	4831
24 / 610	24 / 610	29 / 737	1310	1950	2689	4505
24 / 610	30 / 762	29 / 737	1433	2141	2890	4905
24 / 610	36 / 914	29 / 737	1554	2334	3137	5275
27 / 686	24 / 610	29 / 737	1457	2124	2861	4898
27 / 686	30 / 762	29 / 737	1550	2289	3039	5332
27 / 686	36 / 914	29 / 737	1685	2508	3313	5722

Xpress

B S D C

Workwall Cabinet – Integral Top – 29" h – Cross Grain

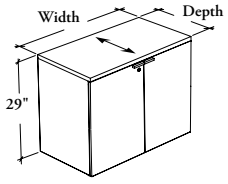

Pulls (P)

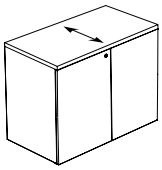

Touch-to-Open (T)

This storage provides a convenient, lockable storage area with shelving. It includes a finished top and can be fitted with a 29" high worksurface of a desk.

WHAT'S INCLUDED
1 workwall cabinet with levelers, 1 adjustable shelf, pulls (as specified), lock and keys (as specified).

NOTES
Holes at 1 1/4" intervals on the inside of side panels allow for shelf adjustment.

Additional shelves **cannot** be specified with this product.

Allows two rows of standard letter-size binders.

When Touch-to-Open (T) Storage Style is specified, Pull Style and Pull Finish are **not** available.

Not all Thickness, Finish, Style or Color options are available. Refer to the Application Guide for more details.

Not all product options are available as Xpress, Please see Xpress catalogue and/or specification software for details.

PRODUCT OPTIONS

Storage Style	Worksurface Thickness	Finish Configuration	Depth	Width	Height	Worksurface Finish
P Pulls	**M** 1 3/16"	**L** All Laminate	20, 24, 27	24, 30, 36	29	Foundation Laminate
T Touch-to-Open	**X** 1 9/16"	**T** Wood Top; Laminate Front & Case				Grade 2 Laminate (No Accents)
		U Wood Top & Front; Laminate Case				Flintwood (No Cathedral)
		V Wood Top & Case, Grade 2 Front				
		W All Wood				

SAMPLE ORDER CODE

BSDC P	M	U	24	30	29	VZ

PRODUCT OPTIONS CONTINUED

Edge Trim Style	Edge Trim Finish	Door Front Finish	Case Finish	Pull Style (If Applicable)	Pull Finish (If Applicable)	Key Style
6 Straight Trim (3mm)	Edge Trim Colors (for trim style 6 and 8)	Source Laminate	Source Laminate	**9** Rectangular	Foundation	**K** Keyed Alike
8 Flat Trim (1.5mm)		Grade 2 Laminate (No Accents)	Flintwood (No Cathedral)	**E** Edge – Standard	Mica	**R** Keyed Randomly
9 Flintwood Flat Trim		Flintwood (No Cathedral)		**F** Edge – Small		**N** No Lock
				M Modern Straight (ADA)		
				S Slim		

SAMPLE ORDER CODE CONTINUED

9		VZ	XG	9	83	R

See Pricing on the following page.

Xpress

B S D C

Workwall Cabinet – Integral Top – 29" h – Cross Grain (Continued)

DIMENSIONS INCHES / MM

PRICING

1 3/16" (M)

ALL LAMINATE (L)

D	W	H	FOUNDATION LAMINATE WORKSURFACE FINISH DOOR FRONT FINISH Source Laminate	Grade 2 Laminate	GRADE 2 LAMINATE WORKSURFACE FINISH Source Laminate	Grade 2 Laminate
20 / 508	24 / 610	29 / 737	1126	1363	1168	1405
20 / 508	30 / 762	29 / 737	1267	1563	1319	1615
20 / 508	36 / 914	29 / 737	1357	1712	1420	1775
24 / 610	24 / 610	29 / 737	1243	1480	1293	1530
24 / 610	30 / 762	29 / 737	1356	1652	1419	1715
24 / 610	36 / 914	29 / 737	1474	1829	1549	1904
27 / 686	24 / 610	29 / 737	1358	1595	1414	1651
27 / 686	30 / 762	29 / 737	1448	1744	1518	1814
27 / 686	36 / 914	29 / 737	1589	1944	1673	2028

D	W	H	WOOD TOP; LAMINATE FRONT & CASE (T) FLINTWOOD WORKSURFACE FINISH DOOR FRONT FINISH Source Laminate	Grade 2 Laminate	WOOD TOP & FRONT; LAMINATE CASE (U) Flintwood	WOOD TOP & CASE; GR. 2 LAM. FRONT (V) Grade 2 Laminate	ALL WOOD (W) Flintwood
20 / 508	24 / 610	29 / 737	1738	1975	2477	3570	4073
20 / 508	30 / 762	29 / 737	1945	2241	2695	3974	4427
20 / 508	36 / 914	29 / 737	2097	2452	2898	4318	4765
24 / 610	24 / 610	29 / 737	1881	2118	2623	3930	4435
24 / 610	30 / 762	29 / 737	2066	2362	2815	4376	4829
24 / 610	36 / 914	29 / 737	2254	2609	3057	4748	5196
27 / 686	24 / 610	29 / 737	2026	2263	2764	4299	4801
27 / 686	30 / 762	29 / 737	2186	2482	2936	4778	5231
27 / 686	36 / 914	29 / 737	2413	2768	3217	5176	5625

1 9/16" (X)

D	W	H	ALL LAMINATE (L) FOUNDATION LAMINATE WORKSURFACE FINISH DOOR FRONT FINISH Source Laminate	WOOD TOP; LAMINATE FRONT & CASE (T) FLINTWOOD WORKSURFACE FINISH Source Laminate	WOOD TOP & FRONT; LAMINATE CASE (U) Flintwood	ALL WOOD (W) Flintwood
20 / 508	24 / 610	29 / 737	1165	1777	2516	4110
20 / 508	30 / 762	29 / 737	1318	1996	2747	4479
20 / 508	36 / 914	29 / 737	1423	2161	2964	4831
24 / 610	24 / 610	29 / 737	1310	1950	2689	4505
24 / 610	30 / 762	29 / 737	1433	2141	2890	4905
24 / 610	36 / 914	29 / 737	1554	2334	3137	5275
27 / 686	24 / 610	29 / 737	1457	2124	2861	4898
27 / 686	30 / 762	29 / 737	1550	2289	3039	5332
27 / 686	36 / 914	29 / 737	1685	2508	3313	5722

Xpress

B S L F T

Workwall Lateral Files – Integral Top – 29" h

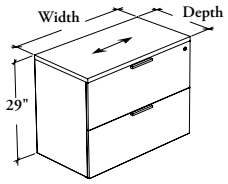

This storage includes a finished top and can be fitted with a 29" high worksurface of a desk.

WHAT'S INCLUDED

1 workwall lateral files with levelers, 1 integral top, pulls (as specified), lock and keys (as specified), and accessory as listed below:

	Widths			
	24"	30"	36"	
15" Cross File Bar	1	2	2	(per drawer).

NOTES

This storage unit has a central locking system and full extension drawers that can accommodate both letter- and legal-size paper. It is also equipped with an interlock system that prevents opening more than one drawer at a time.

The included 15" cross file bars are to be installed along the depth only.

Not all Thickness, Finish, Style or Color options are available. Refer to the Application Guide for more details.

Not all product options are available as Xpress, Please see Xpress catalogue and/or specification software for details.

PRODUCT OPTIONS

Worksurface Thickness	Finish Configuration	Depth	Width	Height	Worksurface Finish	Edge Trim Style
M 1 3/16"	**L** All Laminate	20, 24, 27	24, 30, 36	29	Foundation Laminate	**6** Straight Trim (3mm)
X 1 9/16"	**T** Wood Top; Laminate Front & Case				Grade 2 Laminate (No Accents)	**8** Flat Trim (1.5mm)
	U Wood Top & Front; Laminate Case				Flintwood (No Cathedral)	**9** Flintwood Flat Trim
	V Wood Top & Case, Grade 2 Front					
	W All Wood					

SAMPLE ORDER CODE

BSLFT M	U	24	30	29	VZ	9

PRODUCT OPTIONS CONTINUED

Edge Trim Finish	Drawer Front Finish	Case Finish	Pull Style	Pull Finish	Key Style
Edge Trim Colors (for trim style 6 or 8)	Source Laminate	Source Laminate	**9** Rectangular	Foundation	**K** Keyed Alike
	Grade 2 Laminate (No Accents)	Flintwood (No Cathedral)	**E** Edge – Standard	Mica	**R** Keyed Randomly
	Flintwood (No Cathedral)		**F** Edge – Small		**N** No Lock
			M Modern Straight (ADA)		
			S Slim		

SAMPLE ORDER CODE CONTINUED

	VZ	XG	9	83	R

See Pricing on the following page.

Xpress

B S L F T

Workwall Lateral Files – Integral Top – 29" h – Cross Grain (Continued)

DIMENSIONS INCHES / MM

PRICING

1 3/16" (M)

ALL LAMINATE (L)

D	W	H	FOUNDATION LAMINATE WORKSURFACE FINISH DRAWER FRONT FINISH Source Laminate	Grade 2 Laminate	GRADE 2 LAMINATE WORKSURFACE FINISH Source Laminate	Grade 2 Laminate
20 / 508	24 / 610	29 / 737	1535	1772	1577	1814
20 / 508	30 / 762	29 / 737	1701	1997	1753	2049
20 / 508	36 / 914	29 / 737	1854	2209	1917	2272
24 / 610	24 / 610	29 / 737	1567	1804	1617	1854
24 / 610	30 / 762	29 / 737	1716	2012	1778	2074
24 / 610	36 / 914	29 / 737	1902	2257	1977	2332
27 / 686	24 / 610	29 / 737	1597	1834	1654	1891
27 / 686	30 / 762	29 / 737	1730	2026	1800	2096
27 / 686	36 / 914	29 / 737	1948	2303	2032	2387

			WOOD TOP; LAMINATE FRONT & CASE (T)		WOOD TOP & FRONT; LAMINATE CASE (U)	WOOD TOP & CASE; GR. 2 LAM. FRONT (V)	ALL WOOD (W)
			FLINTWOOD WORKSURFACE FINISH DRAWER FRONT FINISH Source Laminate	Grade 2 Laminate	Flintwood	Grade 2 Laminate	Flintwood
20 / 508	24 / 610	29 / 737	2147	2384	2886	3734	4236
20 / 508	30 / 762	29 / 737	2382	2678	3131	4012	4466
20 / 508	36 / 914	29 / 737	2593	2948	3394	4395	4841
24 / 610	24 / 610	29 / 737	2204	2441	2944	3862	4365
24 / 610	30 / 762	29 / 737	2423	2719	3175	4081	4536
24 / 610	36 / 914	29 / 737	2682	3037	3486	4541	4990
27 / 686	24 / 610	29 / 737	2262	2499	3001	3992	4494
27 / 686	30 / 762	29 / 737	2469	2765	3218	4152	4604
27 / 686	36 / 914	29 / 737	2772	3127	3576	4689	5139

1 9/16" (X)

			ALL LAMINATE (L) FOUNDATION LAMINATE WORKSURFACE FINISH DRAWER FRONT FINISH Source Laminate	WOOD TOP; LAMINATE FRONT & CASE (T) FLINTWOOD WORKSURFACE FINISH Source Laminate	WOOD TOP & FRONT; LAMINATE CASE (U) Flintwood	ALL WOOD (W) Flintwood
20 / 508	24 / 610	29 / 737	1575	2187	2928	4274
20 / 508	30 / 762	29 / 737	1752	2434	3181	4518
20 / 508	36 / 914	29 / 737	1919	2657	3460	4907
24 / 610	24 / 610	29 / 737	1635	2272	3012	4432
24 / 610	30 / 762	29 / 737	1793	2501	3251	4611
24 / 610	36 / 914	29 / 737	1982	2761	3566	5071
27 / 686	24 / 610	29 / 737	1694	2359	3099	4592
27 / 686	30 / 762	29 / 737	1832	2571	3321	4707
27 / 686	36 / 914	29 / 737	2045	2868	3672	5235

Xpress

B S L F C

Workwall Lateral Files – Integral Top – 29" h – Cross Grain

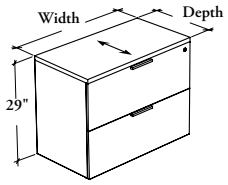

This storage includes a finished top and can be fitted with a 29" high worksurface of a desk.

WHAT'S INCLUDED

1 workwall lateral files with levelers, 1 integral top, pulls (as specified), lock and keys (as specified), and accessory as listed below:

	Widths			
	24"	30"	36"	
15" Cross File Bar	1	2	2	(per drawer).

NOTES

This storage unit has a central locking system and full extension drawers that can accommodate both letter- and legal-size paper. It is also equipped with an interlock system that prevents opening more than one drawer at a time.

The included 15" cross file bars are to be installed along the depth only.

Not all Thickness, Finish, Style or Color options are available. Refer to the Application Guide for more details.

Not all product options are available as Xpress, Please see Xpress catalogue and/or specification software for details.

PRODUCT OPTIONS

Worksurface Thickness	Finish Configuration	Depth	Width	Height	Worksurface Finish	Edge Trim Style
M 1 3/16"	**L** All Laminate	20, 24, 27	24, 30, 36	29	Foundation Laminate	**6** Straight Trim (3mm)
X 1 9/16"	**T** Wood Top; Laminate Front & Case				Grade 2 Laminate (No Accents)	**8** Flat Trim (1.5mm)
	U Wood Top & Front; Laminate Case				Flintwood (No Cathedral)	**9** Flintwood Flat Trim
	V Wood Top & Case, Grade 2 Front					
	W All Wood					

SAMPLE ORDER CODE

BSLFC M	U	24	30	29	VZ	9

PRODUCT OPTIONS CONTINUED

Edge Trim Finish	Drawer Front Finish	Case Finish	Pull Style	Pull Finish	Key Style
Edge Trim Colors (for trim style 6 or 8)	Source Laminate	Source Laminate	**9** Rectangular	Foundation	**K** Keyed Alike
	Grade 2 Laminate (No Accents)	Flintwood (No Cathedral)	**E** Edge – Standard	Mica	**R** Keyed Randomly
	Flintwood (No Cathedral)		**F** Edge – Small		**N** No Lock
			M Modern Straight (ADA)		
			S Slim		

SAMPLE ORDER CODE CONTINUED

	VZ	XG	9	83	R

See Pricing on the following page.

Xpress

B S L F C

Workwall Lateral File – Integral Top – 29" h – Cross Grain (Continued)

DIMENSIONS INCHES / MM | **PRICING**

1 3/16" (M)

ALL LAMINATE (L)

FOUNDATION LAMINATE WORKSURFACE FINISH | GRADE 2 LAMINATE WORKSURFACE FINISH

DRAWER FRONT FINISH

D	W	H	Source Laminate	Grade 2 Laminate	Source Laminate	Grade 2 Laminate
20 / 508	24 / 610	29 / 737	1535	1772	1577	1814
20 / 508	30 / 762	29 / 737	1701	1997	1753	2049
20 / 508	36 / 914	29 / 737	1854	2209	1917	2272
24 / 610	24 / 610	29 / 737	1567	1804	1617	1854
24 / 610	30 / 762	29 / 737	1716	2012	1778	2074
24 / 610	36 / 914	29 / 737	1902	2257	1977	2332
27 / 686	24 / 610	29 / 737	1597	1834	1654	1891
27 / 686	30 / 762	29 / 737	1730	2026	1800	2096
27 / 686	36 / 914	29 / 737	1948	2303	2032	2387

WOOD TOP; LAMINATE FRONT & CASE (T) | WOOD TOP & FRONT; LAMINATE CASE (U) | WOOD TOP & CASE; GR. 2 LAM. FRONT (V) | ALL WOOD (W)

FLINTWOOD WORKSURFACE FINISH

DRAWER FRONT FINISH

D	W	H	Source Laminate	Grade 2 Laminate	Grade 2 Flintwood	Laminate	Flintwood
20 / 508	24 / 610	29 / 737	2147	2384	2886	3734	4236
20 / 508	30 / 762	29 / 737	2382	2678	3131	4012	4466
20 / 508	36 / 914	29 / 737	2593	2948	3394	4395	4841
24 / 610	24 / 610	29 / 737	2204	2441	2944	3862	4365
24 / 610	30 / 762	29 / 737	2423	2719	3175	4081	4536
24 / 610	36 / 914	29 / 737	2682	3037	3486	4541	4990
27 / 686	24 / 610	29 / 737	2262	2499	3001	3992	4494
27 / 686	30 / 762	29 / 737	2469	2765	3218	4152	4604
27 / 686	36 / 914	29 / 737	2772	3127	3576	4689	5139

1 9/16" (X)

ALL LAMINATE (L) | WOOD TOP; LAMINATE FRONT & CASE (T) | WOOD TOP & FRONT; LAMINATE CASE (U) | ALL WOOD (W)

FOUNDATION LAMINATE WORKSURFACE FINISH | FLINTWOOD WORKSURFACE FINISH

DOOR FRONT FINISH

D	W	H	Source Laminate	Source Laminate	Flintwood	Flintwood
20 / 508	24 / 610	29 / 737	1575	2187	2928	4274
20 / 508	30 / 762	29 / 737	1752	2434	3181	4518
20 / 508	36 / 914	29 / 737	1919	2657	3460	4907
24 / 610	24 / 610	29 / 737	1635	2272	3012	4432
24 / 610	30 / 762	29 / 737	1793	2501	3251	4611
24 / 610	36 / 914	29 / 737	1982	2761	3566	5071
27 / 686	24 / 610	29 / 737	1694	2359	3099	4592
27 / 686	30 / 762	29 / 737	1832	2571	3321	4707
27 / 686	36 / 914	29 / 737	2045	2868	3672	5235

Xpress

B S M S S P

Workwall Stretch Pedestal – Mid – 21" h

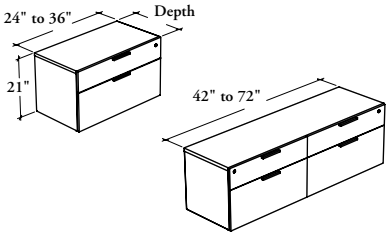

This against the wall stretch pedestal unit provides filling area. Partially open back provides wall accessibility for electricity management.

WHAT'S INCLUDED
1 workwall stretch pedestal with levelers, 1 pencil tray, pulls (as specified), lock and keys (as specified), and accessory as listed below:

	Widths		
	24"	30" to 54"	60" to 72"
15" Cross File Bar	1	2	4

WHAT'S EXCLUDED
Seat Pad/Cushion and Wall Panels.

NOTES
This pedestal has a full extension drawers that can accommodate both letter- and legal-size paper.

The included 15" cross file bars are to be installed along the depth only.

Edge trim finish on drawer front always match drawer front finish.

Not all finishes are available as Xpress, Please see Xpress catalogue and/or specification software for details.

PRODUCT OPTIONS

Depth	Width	Height	Drawer Front Finish	Case Finish	Pull Style	Pull Finish	Key Style
20, 24	24, 30, 36, 42, 48, 54, 60, 66, 72	21	Source Laminate Grade 2 Laminate (No Accents) Flintwood (No Cathedral)	Source Laminate Flintwood (No Cathedral)	**9** Rectangular **E** Edge – Standard **F** Edge – Small **M** Modern Straight (ADA) **S** Slim	Foundation Mica	**K** Keyed Alike **R** Keyed Randomly **N** No Lock

SAMPLE ORDER CODE

BSMSSP 24	66	21	XS	LE	9	52	R

DIMENSIONS
INCHES / MM

PRICING

			SOURCE LAMINATE DRAWER FRONT FINISH	GRADE 2 LAMINATE DRAWER FRONT FINISH		FLINTWOOD DRAWER FRONT FINISH	
			CASE FINISH				
D	W	H	Source Laminate	Source Laminate	Flintwood	Source Laminate	Flintwood
20 / 508	24 / 610	21 / 533	1360	1532	3026	1819	3313
20 / 508	30 / 762	21 / 533	1422	1636	3166	1916	3446
20 / 508	36 / 914	21 / 533	1484	1741	3304	2014	3578
20 / 508	42 / 1067	21 / 533	2239	2540	4311	3116	4887
20 / 508	48 / 1219	21 / 533	2371	2714	4472	3286	5044
20 / 508	54 / 1372	21 / 533	2503	2889	4635	3456	5202
20 / 508	60 / 1524	21 / 533	2635	3064	4799	3623	5358
20 / 508	66 / 1676	21 / 533	2767	3239	4962	3792	5515
20 / 508	72 / 1829	21 / 533	2900	3413	5126	3959	5672
24 / 610	24 / 610	21 / 533	1456	1628	3231	1914	3517
24 / 610	30 / 762	21 / 533	1512	1726	3406	2005	3685
24 / 610	36 / 914	21 / 533	1568	1825	3577	2099	3850
24 / 610	42 / 1067	21 / 533	2349	2650	4691	3226	5268
24 / 610	48 / 1219	21 / 533	2489	2832	4880	3404	5452
24 / 610	54 / 1372	21 / 533	2628	3014	5069	3580	5635
24 / 610	60 / 1524	21 / 533	2766	3195	5260	3753	5819
24 / 610	66 / 1676	21 / 533	2905	3376	5449	3929	6002
24 / 610	72 / 1829	21 / 533	3044	3558	5639	4104	6185

Xpress

B S P T

Workwall Stretch Pedestal – Integral Top – 29" h

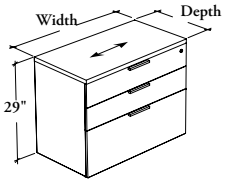

This storage includes a finished top and can be fitted with a 29" high worksurface of a desk.

WHAT'S INCLUDED
1 box, box, file workwall stretch pedestal with levelers, 1 integral top, 1 pencil tray, pulls (as specified), lock and keys (as specified), and accessory as listed below:

	Widths		
	24"	30"	36"
15" Cross File Bar	1	2	2

NOTES
This pedestal has a central locking system and full extension drawers that can accommodate both letter- and legal-size paper.

The included 15" cross file bars are to be installed along the depth only.

Not all Thickness, Finish, Style or Color options are available. Refer to the Application Guide for more details.

Not all product options are available as Xpress, Please see Xpress catalogue and/or specification software for details.

PRODUCT OPTIONS

Worksurface Thickness	Finish Configuration	Depth	Width	Height	Worksurface Finish	Edge Trim Style
M 1 3/16"	**L** All Laminate	20, 24, 27	24, 30, 36	29	Foundation Laminate	**6** Straight Trim (3mm)
X 1 9/16"	**T** Wood Top; Laminate Front & Case				Grade 2 Laminate (No Accents)	**8** Flat Trim (1.5mm)
	U Wood Top & Front; Laminate Case				Flintwood (No Cathedral)	**9** Flintwood Flat Trim
	V Wood Top & Case, Grade 2 Front					
	W All Wood					

SAMPLE ORDER CODE

BSPT M	L	20	24	29	2D	8

PRODUCT OPTIONS CONTINUED

Edge Trim Finish	Drawer Front Finish	Case Finish	Pull Style	Pull Finish	Key Style
Edge Trim Colors (for trim style 6 and 8)	Source Laminate	Source Laminate	**9** Rectangular	Foundation	**K** Keyed Alike
	Grade 2 Laminate (No Accents)	Flintwood (No Cathedral)	**E** Edge – Standard	Mica	**R** Keyed Randomly
	Flintwood (No Cathedral)		**F** Edge – Small		**N** No Lock
			M Modern Straight (ADA)		
			S Slim		

SAMPLE ORDER CODE CONTINUED

3D	XG	XG	9	52	R

See Pricing on the following page.

Xpress

B S P T

Workwall Stretch Pedestal – Integral Top – 29" h (Continued)

DIMENSIONS INCHES / MM

PRICING

1 3/16" (M)

ALL LAMINATE (L)

FOUNDATION LAMINATE WORKSURFACE FINISH

DRAWER FRONT FINISH

GRADE 2 LAMINATE WORKSURFACE FINISH

D	W	H	Source Laminate	Grade 2 Laminate	Source Laminate	Grade 2 Laminate
20 / 508	24 / 610	29 / 737	1764	2001	1805	2042
20 / 508	30 / 762	29 / 737	2020	2316	2072	2368
20 / 508	36 / 914	29 / 737	2277	2632	2339	2694
24 / 610	24 / 610	29 / 737	1850	2087	1900	2137
24 / 610	30 / 762	29 / 737	2098	2394	2160	2456
24 / 610	36 / 914	29 / 737	2345	2700	2420	2775
27 / 686	24 / 610	29 / 737	1900	2137	1956	2193
27 / 686	30 / 762	29 / 737	2153	2449	2224	2520
27 / 686	36 / 914	29 / 737	2404	2759	2489	2844

WOOD TOP; LAMINATE FRONT & CASE (T) | **WOOD TOP & FRONT; LAMINATE CASE (U)** | **WOOD TOP & CASE; GR. 2 LAM. FRONT (V)** | **ALL WOOD (W)**

FLINTWOOD WORKSURFACE FINISH

DRAWER FRONT FINISH

D	W	H	Source Laminate	Grade 2 Laminate	Flintwood	Grade 2 Laminate	Flintwood
20 / 508	24 / 610	29 / 737	2375	2612	3114	3230	3732
20 / 508	30 / 762	29 / 737	2699	2995	3449	3555	4008
20 / 508	36 / 914	29 / 737	3015	3370	3817	3837	4284
24 / 610	24 / 610	29 / 737	2487	2724	3227	3562	4065
24 / 610	30 / 762	29 / 737	2805	3101	3556	3924	4378
24 / 610	36 / 914	29 / 737	3125	3480	3929	4243	4692
27 / 686	24 / 610	29 / 737	2565	2802	3304	3767	4269
27 / 686	30 / 762	29 / 737	2891	3187	3640	4159	4611
27 / 686	36 / 914	29 / 737	3227	3582	4032	4503	4954

1 9/16" (X)

ALL LAMINATE (L) | **WOOD TOP; LAMINATE FRONT & CASE (T)** | **WOOD TOP & FRONT; LAMINATE CASE (U)** | **ALL WOOD (W)**

FOUNDATION LAMINATE WORKSURFACE FINISH

FLINTWOOD WORKSURFACE FINISH

DRAWER FRONT FINISH

D	W	H	Source Laminate	Source Laminate	Flintwood	Flintwood
20 / 508	24 / 610	29 / 737	1802	2415	3155	3755
20 / 508	30 / 762	29 / 737	2071	2751	3499	4038
20 / 508	36 / 914	29 / 737	2342	3079	3882	4321
24 / 610	24 / 610	29 / 737	1918	2555	3295	4094
24 / 610	30 / 762	29 / 737	2174	2883	3633	4416
24 / 610	36 / 914	29 / 737	2425	3204	4009	4737
27 / 686	24 / 610	29 / 737	1997	2661	3402	4302
27 / 686	30 / 762	29 / 737	2255	2993	3743	4654
27 / 686	36 / 914	29 / 737	2500	3324	4128	5004

Xpress

B S P C

Workwall Stretch Pedestal – Integral Top – 29" h – Cross Grain

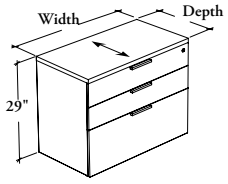

This storage includes a finished top and can be fitted with a 29" high worksurface of a desk.

WHAT'S INCLUDED
1 box, box, file workwall stretch pedestal with levelers, 1 integral top, 1 pencil tray, pulls (as specified), lock and keys (as specified), and accessory as listed below:

	Widths		
	24"	30"	36"
15" Cross File Bar	1	2	2

NOTES
This pedestal has a central locking system and full extension drawers that can accommodate both letter- and legal-size paper.

The included 15" cross file bars are to be installed along the depth only.

Not all Thickness, Finish, Style or Color options are available. Refer to the Application Guide for more details.

Not all product options are available as Xpress, Please see Xpress catalogue and/or specification software for details.

PRODUCT OPTIONS

Worksurface Thickness	Finish Configuration	Depth	Width	Height	Worksurface Finish	Edge Trim Style
M 1 3/16"	**L** All Laminate	20, 24, 27	24, 30, 36	29	Foundation Laminate	**6** Straight Trim (3mm)
X 1 9/16"	**T** Wood Top; Laminate Front & Case				Grade 2 Laminate (No Accents)	**8** Flat Trim (1.5mm)
	U Wood Top & Front; Laminate Case				Flintwood (No Cathedral)	**9** Flintwood Flat Trim
	V Wood Top & Case, Grade 2 Front					
	W All Wood					

SAMPLE ORDER CODE

BSPC M	L	20	24	29	2D	8

PRODUCT OPTIONS CONTINUED

Edge Trim Finish	Drawer Front Finish	Case Finish	Pull Style	Pull Finish	Key Style
Edge Trim Colors (for trim style 6 or 8)	Source Laminate	Source Laminate	**9** Rectangular	Foundation	**K** Keyed Alike
	Grade 2 Laminate (No Accents)	Flintwood (No Cathedral)	**E** Edge – Standard	Mica	**R** Keyed Randomly
	Flintwood (No Cathedral)		**F** Edge – Small		**N** No Lock
			M Modern Straight (ADA)		
			S Slim		

SAMPLE ORDER CODE CONTINUED

3D	XG	XG	9	52	R

See Pricing on the following page.

Xpress

B S P C

Workwall Stretch Pedestal – Integral Top – 29" h – Cross Grain (Continued)

DIMENSIONS INCHES / MM

PRICING

1 3/16" (M)

ALL LAMINATE (L)

FOUNDATION LAMINATE WORKSURFACE FINISH

DRAWER FRONT FINISH

D	W	H	Source Laminate	Grade 2 Laminate
20 / 508	24 / 610	29 / 737	1764	2001
20 / 508	30 / 762	29 / 737	2020	2316
20 / 508	36 / 914	29 / 737	2277	2632
24 / 610	24 / 610	29 / 737	1850	2087
24 / 610	30 / 762	29 / 737	2098	2394
24 / 610	36 / 914	29 / 737	2345	2700
27 / 686	24 / 610	29 / 737	1900	2137
27 / 686	30 / 762	29 / 737	2153	2449
27 / 686	36 / 914	29 / 737	2404	2759

GRADE 2 LAMINATE WORKSURFACE FINISH

Source Laminate	Grade 2 Laminate
1805	2042
2072	2368
2339	2694
1900	2137
2160	2456
2420	2775
1956	2193
2224	2520
2489	2844

WOOD TOP; LAMINATE FRONT & CASE (T)

FLINTWOOD WORKSURFACE FINISH

DRAWER FRONT FINISH

D	W	H	Source Laminate	Grade 2 Laminate
20 / 508	24 / 610	29 / 737	2375	2612
20 / 508	30 / 762	29 / 737	2699	2995
20 / 508	36 / 914	29 / 737	3015	3370
24 / 610	24 / 610	29 / 737	2487	2724
24 / 610	30 / 762	29 / 737	2805	3101
24 / 610	36 / 914	29 / 737	3125	3480
27 / 686	24 / 610	29 / 737	2565	2802
27 / 686	30 / 762	29 / 737	2891	3187
27 / 686	36 / 914	29 / 737	3227	3582

WOOD TOP & FRONT; LAMINATE CASE (U)

Flintwood
3114
3449
3817
3227
3556
3929
3304
3640
4032

WOOD TOP & CASE; GR. 2 LAM. FRONT (V)

Grade 2 Laminate
3230
3555
3837
3562
3924
4243
3767
4159
4503

ALL WOOD (W)

Flintwood
3732
4008
4284
4065
4378
4692
4269
4611
4954

1 9/16" (X)

ALL LAMINATE (L)

FOUNDATION LAMINATE WORKSURFACE FINISH

DRAWER FRONT FINISH

D	W	H	Source Laminate
20 / 508	24 / 610	29 / 737	1802
20 / 508	30 / 762	29 / 737	2071
20 / 508	36 / 914	29 / 737	2342
24 / 610	24 / 610	29 / 737	1918
24 / 610	30 / 762	29 / 737	2174
24 / 610	36 / 914	29 / 737	2425
27 / 686	24 / 610	29 / 737	1997
27 / 686	30 / 762	29 / 737	2255
27 / 686	36 / 914	29 / 737	2500

WOOD TOP; LAMINATE FRONT & CASE (T)

FLINTWOOD WORKSURFACE FINISH

Source Laminate
2415
2751
3079
2555
2883
3204
2661
2993
3324

WOOD TOP & FRONT; LAMINATE CASE (U)

Flintwood
3155
3499
3882
3295
3633
4009
3402
3743
4128

ALL WOOD (W)

Flintwood
3755
4038
4321
4094
4416
4737
4302
4654
5004

Xpress

B S M C D

Workwall Credenza with Cabinet and Drawers – Mid – 21" h

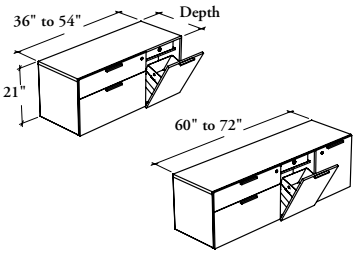

This against the wall credenza unit provides a convenient storage areas with filing, recycling/waste bins and storage with door (if applicable). Partially open back provides wall accessibility for electricity management.

WHAT'S INCLUDED
1 workwall credenza with levelers, 1 pencil tray, pulls (as specified), lock and keys (as specified), and accessory as listed below:

	Widths	
	36", 42" or 60"	48", 54", 66" or 72"
15" Cross File Bar	1	2

Recycling/Waste Bin section: 1 recycling tray, 1 waste bin and 1 fixed shelf.
Storage Door section (60" to 72" w) : 1 adjustable shelf.

WHAT'S EXCLUDED
Seat Pad/Cushion and Wall Panels.

NOTES
Holes at 1 1/4" intervals on the inside walls of side panels allow for shelf adjustment.

Additional shelves **cannot** be specified with this product.

The included 15" cross file bars are to be installed along the depth only.

Edge trim finish on door and drawer front always match door and drawer front finish.

Not all finishes are available as Xpress, Please see Xpress catalogue and/or specification software for details.

PRODUCT OPTIONS

Storage Style	Depth	Width	Height	Drawer Configuration
P Pulls (Shown)	20, 24	36, 42, 48, 54, 60, 66, 72	21	**L** Drawers on Left (Shown) **R** Drawers on Right

SAMPLE ORDER CODE

BSMCD P	**20**	**54**	**21**	**L**

PRODUCT OPTIONS CONTINUED

Drawer and Door Front Finish	Case Finish	Pull Style	Pull Finish	Key Style
Source Laminate Grade 2 Laminate (No Accents) Flintwood (No Cathedral)	Source Laminate Flintwood (No Cathedral)	**9** Rectangular **E** Edge – Standard **F** Edge – Small **M** Modern Straight (ADA) **S** Slim	Foundation Mica	**N** No Lock **K** Keyed Alike **R** Keyed Randomly

SAMPLE ORDER CODE CONTINUED

LW	**LE**	**9**	**74**	**R**

See Pricing on the following page.

Xpress

B S M C D

Workwall Credenza with Cabinet and Drawers – Mid – 21" h (Continued)

DIMENSIONS
INCHES / MM

PRICING

			SOURCE LAMINATE DOOR & DRAWER FRONT FINISH	GRADE 2 LAMINATE DOOR & DRAWER FRONT FINISH		FLINTWOOD DOOR & DRAWER FRONT FINISH	
			CASE FINISH				
D	W	H	Source Laminate	Source Laminate	Flintwood	Source Laminate	Flintwood
20 / 508	36 / 914	21 / 533	1811	2068	3859	2493	4285
20 / 508	42 / 1067	21 / 533	2018	2318	4577	2737	4996
20 / 508	48 / 1219	21 / 533	2224	2567	4919	2980	5332
20 / 508	54 / 1372	21 / 533	2430	2816	5264	3222	5670
20 / 508	60 / 1524	21 / 533	2500	2929	5468	3482	6022
20 / 508	66 / 1676	21 / 533	2693	3164	5798	3710	6344
20 / 508	72 / 1829	21 / 533	2885	3399	6128	3938	6667
24 / 610	36 / 914	21 / 533	1895	2152	3944	2577	4369
24 / 610	42 / 1067	21 / 533	2128	2428	4687	2848	5106
24 / 610	48 / 1219	21 / 533	2342	2685	5039	3097	5451
24 / 610	54 / 1372	21 / 533	2554	2940	5387	3347	5794
24 / 610	60 / 1524	21 / 533	2631	3060	5600	3612	6153
24 / 610	66 / 1676	21 / 533	2830	3301	5935	3847	6481
24 / 610	72 / 1829	21 / 533	3030	3543	6272	4083	6812

Xpress

B S M O D

Workwall Credenza with Open and Drawers – Mid – 21" h

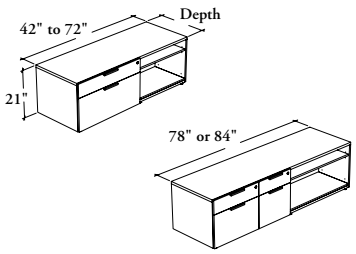

This against the wall credenza unit provides integrated storage areas with shelving and filing.

WHAT'S INCLUDED
1 workwall credenza with levelers, 1 pencil tray, 1 adjustable shelf, pulls, locks and keys (as specified), and accessory as listed below:

	Widths		
	60"	66" to 78"	84"
15" Cross File Bar	1	2	3

WHAT'S EXCLUDED
Seat Pad/Cushion and Wall Panels.

NOTES
The included 15" cross file bars are to be installed along the depth only.

Holes at 1 1/4" intervals on the inside walls of side panels allow for shelf adjustment.

Additional shelves **cannot** be specified with this product.

Edge trim finish on drawer front always match drawer front finish.

Not all finishes are available as Xpress, Please see Xpress catalogue and/or specification software for details.

PRODUCT OPTIONS

Depth	Width	Height	Drawer Configuration	Drawer Front Finish	Case Finish	Pull Style	Pull Finish	Key Style
20, 24	42, 48, 54, 60, 66, 72, 78, 84	21	**L** Drawers on Left **R** Drawers on Right	Source Laminate Grade 2 Laminate (No Accents) Flintwood (No Cathedral)	Source Laminate Flintwood (No Cathedral)	**9** Rectangular **E** Edge – Standard **F** Edge – Small **M** Modern Straight (ADA) **S** Slim	Foundation Mica	**K** Keyed Alike **R** Keyed Randomly **N** No Lock

SAMPLE ORDER CODE

BSMOD 20	60	21	L	XS	XS	9	68	R

DIMENSIONS
INCHES / MM

PRICING

			SOURCE LAMINATE DRAWER FRONT FINISH	GRADE 2 LAMINATE DRAWER FRONT FINISH		FLINTWOOD DRAWER FRONT FINISH	
			CASE FINISH				
D	W	H	Source Laminate	Source Laminate	Flintwood	Source Laminate	Flintwood
20 / 508	42 / 1067	21 / 533	1777	1949	4208	2236	4495
20 / 508	48 / 1219	21 / 533	1831	2003	4357	2290	4644
20 / 508	54 / 1372	21 / 533	1887	2101	4548	2381	4828
20 / 508	60 / 1524	21 / 533	1936	2193	4733	2430	4970
20 / 508	66 / 1676	21 / 533	2061	2318	4952	2593	5227
20 / 508	72 / 1829	21 / 533	2163	2420	5149	2694	5423
20 / 508	78 / 1981	21 / 533	2586	2930	6061	3502	6633
20 / 508	84 / 2134	21 / 533	2725	3153	6381	3640	6868
24 / 610	42 / 1067	21 / 533	1888	2059	4318	2346	4605
24 / 610	48 / 1219	21 / 533	1949	2121	4474	2408	4761
24 / 610	54 / 1372	21 / 533	2011	2226	4674	2504	4952
24 / 610	60 / 1524	21 / 533	2068	2324	4865	2560	5101
24 / 610	66 / 1676	21 / 533	2199	2455	5090	2730	5364
24 / 610	72 / 1829	21 / 533	2308	2565	5294	2838	5567
24 / 610	78 / 1981	21 / 533	2746	3089	6220	3661	6792
24 / 610	84 / 2134	21 / 533	2893	3322	6550	3808	7037

Xpress

B S M W L

Workwall Credenza with Open and Drawers – Fixed Worksurface – Mid – 21" h

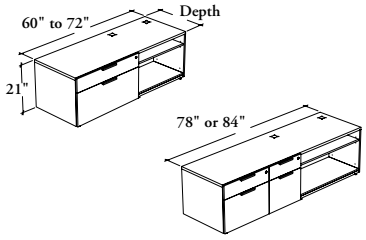

This credenza supports Fixed Worksurface while providing a convenient storage areas with shelving and filing.

WHAT'S INCLUDED

1 workwall credenza with levelers, 1 pencil tray, 1 adjustable shelf, pulls (as specified), lock and keys (as specified), and accessory as listed below:

	30" deep Work.		36" deep Work		
Widths	66" to 72"	78" or 84"	60"	66" to 78"	84"
15" Cross File Bar	2	3	1	2	3

WHAT'S EXCLUDED

Fixed Run-Off – Mid-Height, Seat Pad/Cushion and Wall Panels.

NOTES

Can be used with Fixed Run-Off – Mid-Height (BM_R) only, refer to the Application Guide for more details.

The included 15" cross file bars are to be installed along the depth only.

Holes at 1 1/4" intervals on the inside walls of side panels allow for shelf adjustment.

Additional shelves **cannot** be specified with this product.

Edge trim finish on drawer front always match drawer front finish.

Not all finishes are available as Xpress, Please see Xpress catalogue and/or specification software for details.

PRODUCT OPTIONS

Depth	Width	Height	Worksurface Depth	Worksurface Position
20, 24	60, 66, 72, 78, 84	21	30, 36	**L** Left **R** Right (Shown)

SAMPLE ORDER CODE

BSMWL 20	**60**	**21**	**30**	**L**

PRODUCT OPTIONS CONTINUED

Drawer Front Finish	Case Finish	Pull Style	Pull Finish	Key Style
Source Laminate Grade 2 Laminate (No Accents) Flintwood (No Cathedral)	Source Laminate Flintwood (No Cathedral)	**9** Rectangular **E** Edge – Standard **F** Edge – Small **M** Modern Straight (ADA) **S** Slim	Foundation Mica	**N** No Lock **K** Keyed Alike **R** Keyed Randomly

SAMPLE ORDER CODE CONTINUED

XS	**XS**	**9**	**68**	**R**

See Pricing on the following page.

Xpress

B S M W L

Workwall Credenza with Open and Drawers – Fixed Worksurface – Mid – 21" h(Continued)

DIMENSIONS
INCHES / MM

PRICING

			SOURCE LAMINATE DRAWER FRONT FINISH	GRADE 2 LAMINATE DRAWER FRONT FINISH		FLINTWOOD DRAWER FRONT FINISH	
			CASE FINISH				
D	W	H	Source Laminate	Source Laminate	Flintwood	Source Laminate	Flintwood
20 / 508	60 / 1524	21 / 533	1936	2151	4690	2430	4970
20 / 508	66 / 1676	21 / 533	2061	2318	4952	2593	5227
20 / 508	72 / 1829	21 / 533	2163	2420	5149	2694	5423
20 / 508	78 / 1981	21 / 533	2586	2930	6061	3464	6596
20 / 508	84 / 2134	21 / 533	2725	3111	6339	3640	6868
24 / 610	60 / 1524	21 / 533	2068	2282	4822	2560	5101
24 / 610	66 / 1676	21 / 533	2199	2455	5090	2730	5364
24 / 610	72 / 1829	21 / 533	2308	2565	5294	2838	5567
24 / 610	78 / 1981	21 / 533	2746	3089	6220	3623	6755
24 / 610	84 / 2134	21 / 533	2893	3279	6507	3808	7037

Xpress

B S M H L R

Workwall Credenza with Open and Drawers – Height-Adjustable Run-Off – Mid – 21" h

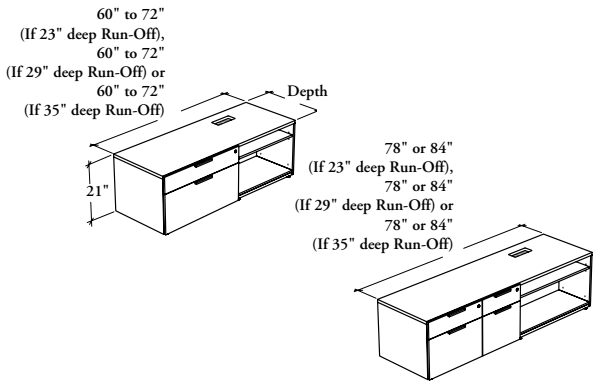

This standalone credenza supports Height-Adjustable Run-Off or Desk while providing integrated storage areas with shelving and filing, and fully dissimulate the Height-Adjustable Mechanism of the desk.

WHAT'S INCLUDED

1 workwall credenza with levelers, 1 pencil tray, 1 adjustable shelf, pulls (as specified), locks and keys (as specified), and accessory as listed below:

	23" or 29" deep Run-Off		35" deep Run-Off		
Widths	60" to 72"	78" or 84"	60"	66" to 78"	84"
15" Cross File Bar	2	3	1	2	3

WHAT'S EXCLUDED

Height-Adjustable Run-Offs or Desks, Seat Pad/Cushion and Wall Panels.

NOTES

Can be used with :

- Full Modesty Height-Adjustable Desk for U-Shape Workstation – Offset Bases (BF_U)
- Height-Adjustable Run-Offs – Bevel Base (BH_RB or BHGRB)
- Height-Adjustable Desk for U-Shape Workstation – Bevel Bases (BH_UB)

refer to the Application Guide.

The included 15" cross file bars are to be installed along the depth only.

Holes at 1 1/4" intervals on the inside walls of side panels allow for shelf adjustment.

Additional shelves **cannot** be specified with this product.

Edge trim finish on drawer front always match drawer front finish.

Not all finishes are available as Xpress, Please see Xpress catalogue and/or specification software for details.

PRODUCT OPTIONS

Depth	Width	Height	Height-Adjustable Worksurface Depth	Worksurface Position
20, 24	60, 66, 72, 78, 84	21	23, 29, 35	**L** Left **R** Right (Shown)

SAMPLE ORDER CODE

BSMHLR 20	72	21	29	L

PRODUCT OPTIONS CONTINUED

Drawer Front Finish	Case Finish	Pull Style	Pull Finish	Key Style
Source Laminate Grade 2 Laminate (No Accents) Flintwood (No Cathedral)	Source Laminate Flintwood (No Cathedral)	**9** Rectangular **E** Edge – Standard **F** Edge – Small **M** Modern Straight (ADA) **S** Slim	Foundation Mica	**N** No Lock **K** Keyed Alike **R** Keyed Randomly

SAMPLE ORDER CODE CONTINUED

XS	XS	9	74	R

See Pricing on the following page.

Xpress

B S M H L R

Workwall Credenza with Open and Drawers – Height-Adjustable Run-Off – Mid – 21" h (Continued)

DIMENSIONS INCHES / MM

PRICING

23" HEIGHT-ADJSUTABLE WORKSURFACE DEPTH

			SOURCE LAMINATE DRAWER FRONT FINISH	GRADE 2 LAMINATE DRAWER FRONT FINISH		FLINTWOOD DRAWER FRONT FINISH	
			CASE FINISH				
D	W	H	Source Laminate	Source Laminate	Flintwood	Source Laminate	Flintwood
20 / 508	60 / 1524	21 / 533	2002	2259	4800	2496	5037
20 / 508	66 / 1676	21 / 533	2128	2385	5019	2658	5293
20 / 508	72 / 1829	21 / 533	2229	2486	5214	2760	5488
20 / 508	78 / 1981	21 / 533	2653	3039	6170	3530	6661
20 / 508	84 / 2134	21 / 533	2791	3220	6447	3707	6934
24 / 610	60 / 1524	21 / 533	2133	2390	4930	2627	5167
24 / 610	66 / 1676	21 / 533	2265	2522	5156	2796	5430
24 / 610	72 / 1829	21 / 533	2374	2631	5359	2905	5633
24 / 610	78 / 1981	21 / 533	2811	3197	6328	3689	6820
24 / 610	84 / 2134	21 / 533	2960	3388	6615	3875	7102

29" HEIGHT-ADJSUTABLE WORKSURFACE DEPTH

			SOURCE LAMINATE DRAWER FRONT FINISH	GRADE 2 LAMINATE DRAWER FRONT FINISH		FLINTWOOD DRAWER FRONT FINISH	
			CASE FINISH				
			Source Laminate	Source Laminate	Flintwood	Source Laminate	Flintwood
20 / 508	60 / 1524	21 / 533	2002	2216	4757	2496	5037
20 / 508	66 / 1676	21 / 533	2128	2385	5019	2658	5293
20 / 508	72 / 1829	21 / 533	2229	2486	5214	2760	5488
20 / 508	78 / 1981	21 / 533	2653	2996	6128	3530	6661
20 / 508	84 / 2134	21 / 533	2791	3177	6404	3707	6934
24 / 610	60 / 1524	21 / 533	2133	2347	4887	2627	5167
24 / 610	66 / 1676	21 / 533	2265	2522	5156	2796	5430
24 / 610	72 / 1829	21 / 533	2374	2631	5359	2905	5633
24 / 610	78 / 1981	21 / 533	2811	3154	6286	3689	6820
24 / 610	84 / 2134	21 / 533	2960	3346	6573	3875	7102

35" HEIGHT-ADJSUTABLE WORKSURFACE DEPTH

			SOURCE LAMINATE DRAWER FRONT FINISH	GRADE 2 LAMINATE DRAWER FRONT FINISH		FLINTWOOD DRAWER FRONT FINISH	
			CASE FINISH				
			Source Laminate	Source Laminate	Flintwood	Source Laminate	Flintwood
20 / 508	60 / 1524	21 / 533	2002	2174	4714	2496	5037
20 / 508	66 / 1676	21 / 533	2128	2342	4976	2658	5293
20 / 508	72 / 1829	21 / 533	2229	2486	5214	2760	5488
20 / 508	78 / 1981	21 / 533	2653	2954	6085	3530	6661
20 / 508	84 / 2134	21 / 533	2791	3135	6362	3707	6934
24 / 610	60 / 1524	21 / 533	2133	2305	4844	2627	5167
24 / 610	66 / 1676	21 / 533	2265	2479	5114	2796	5430
24 / 610	72 / 1829	21 / 533	2374	2631	5359	2905	5633
24 / 610	78 / 1981	21 / 533	2811	3112	6243	3689	6820
24 / 610	84 / 2134	21 / 533	2960	3303	6530	3875	7102

Xpress

B S M H D P

Workwall Credenza with Open and Drawers – Height-Adjustable Peninsula – Mid – 21" h

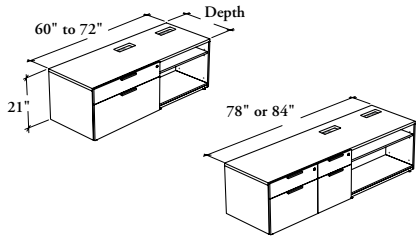

This standalone credenza supports Height-Adjustable Peninsula. It provides integrated storage areas with shelving and filing, and fully dissimulate the Height-Adjustable Mechanism of the desk.

WHAT'S INCLUDED

1 credenza with levelers, 1 pencil tray, 1 adjustable shelf, pulls (as specified), locks and keys (as specified) and accessory listed below:

	Widths		
	60"	66" to 78"	84"
15" Cross File Bar	1	2	3

WHAT'S EXCLUDED

Height-Adjustable Peninsulas, Seat Pad/Cushion and Wall Panels.

NOTES

Can be used with :

- Height-Adjustable Peninsulas – Bevel Post Leg (BH_RP or BH_TP)

refer to the Application Guide.

The included 15" cross file bars are to be installed along the depth only.

Holes at 1 1/4" intervals on the inside walls of side panels allow for shelf adjustment.

Additional shelves **cannot** be specified with this product.

Edge trim finish on drawer front always match drawer front finish.

Not all finishes are available as Xpress, Please see Xpress catalogue and/or specification software for details.

PRODUCT OPTIONS

Depth	Width	Height	Height-Adjustable Worksurface Depth	Worksurface Position
20, 24	60, 66, 72, 78, 84	21	35	**L** Left **R** Right (Shown)

SAMPLE ORDER CODE

BSMHDP 20	**72**	**21**	**35**	**L**

PRODUCT OPTIONS CONTINUED

Drawer Front Finish	Case Finish	Pull Style	Pull Finish	Key Style
Source Laminate Grade 2 Laminate (No Accents) Flintwood (No Cathedral)	Source Laminate Flintwood (No Cathedral)	**9** Rectangular **E** Edge – Standard **F** Edge – Small **M** Modern Straight (ADA) **S** Slim	Foundation Mica	**N** No Lock **K** Keyed Alike **R** Keyed Randomly

SAMPLE ORDER CODE CONTINUED

XS	**XS**	**9**	**74**	**R**

See Pricing on the following page.

Xpress

B S M H D P

Workwall Credenza with Open and Drawers – Height-Adjustable Peninsula – Mid – 21" h (Continued)

DIMENSIONS
INCHES / MM

PRICING

D	W	H	35" HEIGHT-ADJSUTABLE WORKSURFACE DEPTH				
			SOURCE LAMINATE DRAWER FRONT FINISH	GRADE 2 LAMINATE DRAWER FRONT FINISH		FLINTWOOD DRAWER FRONT FINISH	
			CASE FINISH				
			Source Laminate	Source Laminate	Flintwood	Source Laminate	Flintwood
20 / 508	60 / 1524	21 / 533	2002	2174	4714	2496	5037
20 / 508	66 / 1676	21 / 533	2128	2342	4976	2658	5293
20 / 508	72 / 1829	21 / 533	2229	2486	5214	2760	5488
20 / 508	78 / 1981	21 / 533	2653	2954	6085	3530	6661
20 / 508	84 / 2134	21 / 533	2791	3135	6362	3707	6934
24 / 610	60 / 1524	21 / 533	2133	2305	4844	2627	5167
24 / 610	66 / 1676	21 / 533	2265	2479	5114	2796	5430
24 / 610	72 / 1829	21 / 533	2374	2631	5359	2905	5633
24 / 610	78 / 1981	21 / 533	2811	3112	6243	3689	6820
24 / 610	84 / 2134	21 / 533	2960	3303	6530	3875	7102

Xpress

B S M C F W

Workwall Credenza Open & Combo – Fixed Worksurface – Mid – 21" h

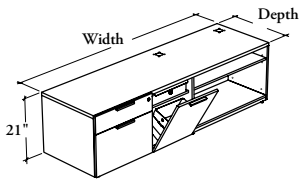

Recycling/Waste Bins (R)

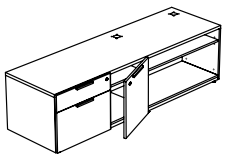
Storage (S)

This credenza supports Fixed Worksurface while providing convenient storage areas with shelving, door section with optional recycling/waste bins and filing.

WHAT'S INCLUDED
1 workwall credenza with levelers, 1 pencil tray, 1 adjustable shelf (open section), pulls (as specified), lock and keys (as specified), and accessory as listed below:

Work. Depths	30"		36"		48"		54"	
Widths	66" or 72"	78" or 84"	72" or 78"	84"	66" or 72"	78" or 84"	72" or 78"	84"
15" Cross File Bar	1	2	1	2	1	2	1	2

Recycling/Waste Bin Door Configuration (R): 1 recycling tray, 1 waste bin and 1 fixed shelf.

Storage Door Configuration (S): 1 adjustable shelf.

WHAT'S EXCLUDED
Fixed Worksurfaces, Seat Pad/Cushion and Wall Panels.

NOTES
Can be used with :
- Fixed Run-Off – Mi-Height (BM_R)
- Fixed Tapered Peninsula – Mid-Height (BM_EP)

refer to the Application Guide.

The included 15" cross file bars are to be installed along the depth only.

Holes at 1 1/4" intervals on the inside walls of side panels allow for shelf adjustment.

Additional shelves **cannot** be specified with this product.

Edge trim finish on door and drawer front always match door and drawer front finish.

Not all finishes are available as Xpress, Please see Xpress catalogue and/or specification software for details.

PRODUCT OPTIONS

Depth	Width	Height	Worksurface Depth	Worksurface Position	Door Configuration
20, 24	66, 72, 78, 84	21	30, 36, 48, 54	**L** Left **R** Right (Shown)	**R** Recycling/Waste Bins **S** Storage

SAMPLE ORDER CODE

BSMCFW 20	66	21	30	L	R

PRODUCT OPTIONS CONTINUED

Drawer and Door Front Finish	Case Finish	Pull Style	Pull Finish	Key Style
Source Laminate Grade 2 Laminate (No Accents) Flintwood (No Cathedral)	Source Laminate Flintwood (No Cathedral)	**9** Rectangular **E** Edge – Standard **F** Edge – Small **M** Modern Straight (ADA) **S** Slim	Foundation Mica	**N** No Lock **K** Keyed Alike **R** Keyed Randomly

SAMPLE ORDER CODE CONTINUED

XS	XS	9	68	N

See Pricing on the following page.

Xpress

B S M C F W

Workwall Credenza Open & Combo – Fixed Worksurface – Mid – 21" h (Continued)

DIMENSIONS INCHES / MM

PRICING

RECYCLING/WASTE BINS (R)

30" FIXED WORKSURFACE DEPTH

D	W	H	SOURCE LAMINATE DRAWER & DOOR FRONT FINISH	GRADE 2 LAMINATE DRAWER & DOOR FRONT FINISH		FLINTWOOD DRAWER & DOOR FRONT FINISH	
			CASE FINISH				
			Source Laminate	Source Laminate	Flintwood	Source Laminate	Flintwood
20 / 508	66 / 1676	21 / 533	2448	2705	5339	3130	5765
20 / 508	72 / 1829	21 / 533	2610	2911	5640	3330	6059
20 / 508	78 / 1981	21 / 533	2773	3116	6247	3528	6659
20 / 508	84 / 2134	21 / 533	2936	3322	6549	3728	6956
24 / 610	66 / 1676	21 / 533	2585	2842	5477	3268	5902
24 / 610	72 / 1829	21 / 533	2755	3056	5784	3475	6204
24 / 610	78 / 1981	21 / 533	2932	3275	6406	3687	6818
24 / 610	84 / 2134	21 / 533	3104	3490	6717	3897	7124

36" FIXED WORKSURFACE DEPTH

D	W	H	SOURCE LAMINATE DRAWER & DOOR FRONT FINISH	GRADE 2 LAMINATE DRAWER & DOOR FRONT FINISH		FLINTWOOD DRAWER & DOOR FRONT FINISH	
			CASE FINISH				
			Source Laminate	Source Laminate	Flintwood	Source Laminate	Flintwood
20 / 508	72 / 1829	21 / 533	2513	2770	5497	3232	5960
20 / 508	78 / 1981	21 / 533	2648	2948	6080	3403	6534
20 / 508	84 / 2134	21 / 533	2782	3125	6353	3574	6803
24 / 610	72 / 1829	21 / 533	2657	2914	5642	3377	6105
24 / 610	78 / 1981	21 / 533	2806	3106	6238	3562	6693
24 / 610	84 / 2134	21 / 533	2952	3295	6523	3743	6971

48" FIXED WORKSURFACE DEPTH

D	W	H	SOURCE LAMINATE DRAWER & DOOR FRONT FINISH	GRADE 2 LAMINATE DRAWER & DOOR FRONT FINISH		FLINTWOOD DRAWER & DOOR FRONT FINISH	
			CASE FINISH				
			Source Laminate	Source Laminate	Flintwood	Source Laminate	Flintwood
20 / 508	66 / 1676	21 / 533	2448	2705	5339	3130	5765
20 / 508	72 / 1829	21 / 533	2610	2911	5640	3330	6059
20 / 508	78 / 1981	21 / 533	2773	3116	6247	3528	6659
20 / 508	84 / 2134	21 / 533	2936	3322	6549	3728	6956
24 / 610	66 / 1676	21 / 533	2585	2842	5477	3268	5902
24 / 610	72 / 1829	21 / 533	2755	3056	5784	3475	6204
24 / 610	78 / 1981	21 / 533	2932	3275	6406	3687	6818
24 / 610	84 / 2134	21 / 533	3104	3490	6717	3897	7124

Pricing is continued on the following page.

Xpress

B S M C F W

Workwall Credenza Open & Combo – Fixed Worksurface – Mid – 21" h (Continued)

DIMENSIONS
INCHES / MM

PRICING

RECYCLING/WASTE BINS (R) (CONTINUED)

54" FIXED WORKSURFACE DEPTH

D	W	H	SOURCE LAMINATE DRAWER & DOOR FRONT FINISH	GRADE 2 LAMINATE DRAWER & DOOR FRONT FINISH		FLINTWOOD DRAWER & DOOR FRONT FINISH	
			CASE FINISH				
			Source Laminate	Source Laminate	Flintwood	Source Laminate	Flintwood
20 / 508	72 / 1829	21 / 533	2513	2770	5497	3232	5960
20 / 508	78 / 1981	21 / 533	2648	2948	6080	3403	6534
20 / 508	84 / 2134	21 / 533	2782	3125	6353	3574	6803
24 / 610	72 / 1829	21 / 533	2657	2914	5642	3377	6105
24 / 610	78 / 1981	21 / 533	2806	3106	6238	3562	6693
24 / 610	84 / 2134	21 / 533	2952	3295	6523	3743	6971

STORAGE (S)

30" FIXED WORKSURFACE DEPTH

D	W	H	SOURCE LAMINATE DRAWER & DOOR FRONT FINISH	GRADE 2 LAMINATE DRAWER & DOOR FRONT FINISH		FLINTWOOD DRAWER & DOOR FRONT FINISH	
			CASE FINISH				
			Source Laminate	Source Laminate	Flintwood	Source Laminate	Flintwood
20 / 508	66 / 1676	21 / 533	2234	2491	5125	2915	5549
20 / 508	72 / 1829	21 / 533	2395	2696	5425	3115	5844
20 / 508	78 / 1981	21 / 533	2557	2901	6032	3313	6445
20 / 508	84 / 2134	21 / 533	2721	3106	6334	3513	6740
24 / 610	66 / 1676	21 / 533	2371	2628	5262	3052	5687
24 / 610	72 / 1829	21 / 533	2541	2841	5569	3260	5988
24 / 610	78 / 1981	21 / 533	2716	3060	6191	3472	6603
24 / 610	84 / 2134	21 / 533	2889	3275	6502	3682	6909

36" FIXED WORKSURFACE DEPTH

D	W	H	SOURCE LAMINATE DRAWER & DOOR FRONT FINISH	GRADE 2 LAMINATE DRAWER & DOOR FRONT FINISH		FLINTWOOD DRAWER & DOOR FRONT FINISH	
			CASE FINISH				
			Source Laminate	Source Laminate	Flintwood	Source Laminate	Flintwood
20 / 508	72 / 1829	21 / 533	2297	2554	5282	3017	5745
20 / 508	78 / 1981	21 / 533	2433	2733	5865	3188	6319
20 / 508	84 / 2134	21 / 533	2568	2911	6139	3359	6587
24 / 610	72 / 1829	21 / 533	2442	2699	5428	3162	5891
24 / 610	78 / 1981	21 / 533	2592	2892	6024	3347	6478
24 / 610	84 / 2134	21 / 533	2736	3079	6308	3528	6756

Pricing is continued on the following page.

Xpress

B S M C F W

Workwall Credenza Open & Combo – Fixed Worksurface – Mid – 21" h (Continued)

DIMENSIONS INCHES / MM

PRICING

STORAGE (S) (CONTINUED)

48" FIXED WORKSURFACE DEPTH

D	W	H	SOURCE LAMINATE DRAWER & DOOR FRONT FINISH	GRADE 2 LAMINATE DRAWER & DOOR FRONT FINISH		FLINTWOOD DRAWER & DOOR FRONT FINISH	
			CASE FINISH				
			Source Laminate	Source Laminate	Flintwood	Source Laminate	Flintwood
20 / 508	66 / 1676	21 / 533	2234	2491	5125	2915	5549
20 / 508	72 / 1829	21 / 533	2395	2696	5425	3115	5844
20 / 508	78 / 1981	21 / 533	2557	2901	6032	3313	6445
20 / 508	84 / 2134	21 / 533	2721	3106	6334	3513	6740
24 / 610	66 / 1676	21 / 533	2371	2628	5262	3052	5687
24 / 610	72 / 1829	21 / 533	2541	2841	5569	3260	5988
24 / 610	78 / 1981	21 / 533	2716	3060	6191	3472	6603
24 / 610	84 / 2134	21 / 533	2889	3275	6502	3682	6909

54" FIXED WORKSURFACE DEPTH

D	W	H	SOURCE LAMINATE DRAWER & DOOR FRONT FINISH	GRADE 2 LAMINATE DRAWER & DOOR FRONT FINISH		FLINTWOOD DRAWER & DOOR FRONT FINISH	
			CASE FINISH				
			Source Laminate	Source Laminate	Flintwood	Source Laminate	Flintwood
20 / 508	72 / 1829	21 / 533	2297	2554	5282	3017	5745
20 / 508	78 / 1981	21 / 533	2433	2733	5865	3188	6319
20 / 508	84 / 2134	21 / 533	2568	2911	6139	3359	6587
24 / 610	72 / 1829	21 / 533	2442	2699	5428	3162	5891
24 / 610	78 / 1981	21 / 533	2592	2892	6024	3347	6478
24 / 610	84 / 2134	21 / 533	2736	3079	6308	3528	6756

Xpress

B S M C H R

Workwall Credenza with Open & Combo – Height-Adjustable Run-Off – Mid – 21" h

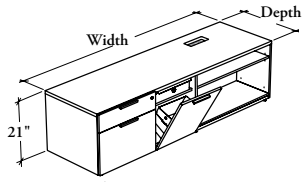

Recycling/Waste Bins (R)

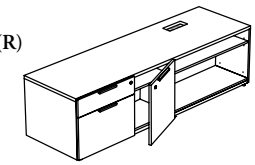
Storage (S)

This standalone credenza supports Height-Adjustable Run-Off or Desk. while providing integrated storage areas with optional recycling/waste bins, shelving and filing, and fully dissimulate the Height-Adjustable Mechanism of the desk.

WHAT'S INCLUDED
1 workwall credenza with levelers, 1 pencil tray, 1 adjustable shelf (open section), pulls (as specified), lock and keys (as specified), and accessory as listed below:

	23" deep Run-Off		29" deep Run-Off		35" deep Run-Off	
Widths	66"	72" to 84"	66" or 72"	78" or 84"	72" or 78"	84"
15" Cross File Bar	1	2	1	2	1	2

Recycling/Waste Bin Door Configuration (R): 1 recycling tray, 1 waste bin and 1 fixed shelf.

Storage Door Configuration (S): 1 adjustable shelf.

WHAT'S EXCLUDED
Height-Adjustable Run-Offs or Desks, Seat Pad/Cushion and Wall Panels.

NOTES
Can be used with :
- Full Modesty Height-Adjustable Desk for U-Shape Workstation (BF_U)
- Height-Adjustable Run-Offs – Bevel Base (BH_RB or BHGRB)
- Height-Adjustable Desk for U-Shape Workstation – Bevel Bases (BH_UB)

refer to the Application Guide.

The included 15" cross file bars are to be installed along the depth only.

Holes at 1 1/4" intervals on the inside walls of side panels allow for shelf adjustment.

Additional shelves **cannot** be specified with this product.

Edge trim finish on door and drawer front always match door and drawer front finish.

Not all finishes are available as Xpress, Please see Xpress catalogue and/or specification software for details.

PRODUCT OPTIONS

Depth	Width	Height	Height-Adjustable Worksurface Depth	Worksurface Position	Door Configuration
20, 24	66, 72, 78, 84	21	23, 29, 35	**L** Left **R** Right (Shown)	**R** Recycling/Waste Bins **S** Storage

SAMPLE ORDER CODE

BSMCHR 20	**72**	**21**	**35**	**L**	**R**

PRODUCT OPTIONS CONTINUED

Drawer and Door Front Finish	Case Finish	Pull Style	Pull Finish	Key Style
Source Laminate Grade 2 Laminate (No Accents) Flintwood (No Cathedral)	Source Laminate Flintwood (No Cathedral)	**9** Rectangular **E** Edge – Standard **F** Edge – Small **M** Modern Straight (ADA) **S** Slim	Foundation Mica	**N** No Lock **K** Keyed Alike **R** Keyed Randomly

SAMPLE ORDER CODE CONTINUED

XS	**XS**	**9**	**68**	**R**

See Pricing on the following page.

Xpress

B S M C H R

Workwall Credenza with Open & Combo – Height-Adjustable Run-Off – Mid – 21" h (Continued)

DIMENSIONS INCHES / MM

PRICING

RECYCLING/WASTE BINS (R)

23" HEIGHT-ADJSUTABLE WORKSURFACE DEPTH

			SOURCE LAMINATE DRAWER & DOOR FRONT FINISH	GRADE 2 LAMINATE DRAWER & DOOR FRONT FINISH		FLINTWOOD DRAWER & DOOR FRONT FINISH	
			CASE FINISH				
D	W	H	Source Laminate	Source Laminate	Flintwood	Source Laminate	Flintwood
20 / 508	66 / 1676	21 / 533	2482	2783	5417	3164	5798
20 / 508	72 / 1829	21 / 533	2644	2987	5716	3363	6092
20 / 508	78 / 1981	21 / 533	2806	3192	6323	3562	6693
20 / 508	84 / 2134	21 / 533	2969	3355	6582	3762	6989
24 / 610	66 / 1676	21 / 533	2620	2920	5555	3301	5935
24 / 610	72 / 1829	21 / 533	2789	3132	5860	3509	6237
24 / 610	78 / 1981	21 / 533	2965	3351	6482	3720	6852
24 / 610	84 / 2134	21 / 533	3138	3524	6751	3930	7157

29" HEIGHT-ADJSUTABLE WORKSURFACE DEPTH

			SOURCE LAMINATE DRAWER & DOOR FRONT FINISH	GRADE 2 LAMINATE DRAWER & DOOR FRONT FINISH		FLINTWOOD DRAWER & DOOR FRONT FINISH	
			CASE FINISH				
			Source Laminate	Source Laminate	Flintwood	Source Laminate	Flintwood
20 / 508	66 / 1676	21 / 533	2482	2739	5374	3164	5798
20 / 508	72 / 1829	21 / 533	2644	2944	5673	3363	6092
20 / 508	78 / 1981	21 / 533	2806	3149	6281	3562	6693
20 / 508	84 / 2134	21 / 533	2969	3355	6582	3762	6989
24 / 610	66 / 1676	21 / 533	2620	2877	5511	3301	5935
24 / 610	72 / 1829	21 / 533	2789	3090	5818	3509	6237
24 / 610	78 / 1981	21 / 533	2965	3308	6440	3720	6852
24 / 610	84 / 2134	21 / 533	3138	3524	6751	3930	7157

35" HEIGHT-ADJSUTABLE WORKSURFACE DEPTH

			SOURCE LAMINATE DRAWER & DOOR FRONT FINISH	GRADE 2 LAMINATE DRAWER & DOOR FRONT FINISH		FLINTWOOD DRAWER & DOOR FRONT FINISH	
			CASE FINISH				
			Source Laminate	Source Laminate	Flintwood	Source Laminate	Flintwood
20 / 508	72 / 1829	21 / 533	2546	2803	5531	3266	5994
20 / 508	78 / 1981	21 / 533	2681	2982	6113	3436	6568
20 / 508	84 / 2134	21 / 533	2816	3160	6388	3608	6836
24 / 610	72 / 1829	21 / 533	2690	2947	5676	3410	6139
24 / 610	78 / 1981	21 / 533	2839	3140	6271	3595	6727
24 / 610	84 / 2134	21 / 533	2985	3328	6556	3776	7004

Pricing is continued on the following page.

Xpress

B S M C H R

Workwall Credenza with Open & Combo – Height-Adjustable Run-Off – Mid – 21" h (Continued)

DIMENSIONS
INCHES / MM

PRICING

STORAGE (S)

23" HEIGHT-ADJSUTABLE WORKSURFACE DEPTH

			SOURCE LAMINATE DRAWER & DOOR FRONT FINISH	GRADE 2 LAMINATE DRAWER & DOOR FRONT FINISH		FLINTWOOD DRAWER & DOOR FRONT FINISH	
			CASE FINISH				
D	W	H	Source Laminate	Source Laminate	Flintwood	Source Laminate	Flintwood
20 / 508	66 / 1676	21 / 533	2267	2568	5203	2948	5584
20 / 508	72 / 1829	21 / 533	2429	2773	5501	3149	5877
20 / 508	78 / 1981	21 / 533	2592	2978	6109	3347	6478
20 / 508	84 / 2134	21 / 533	2754	3140	6367	3546	6774
24 / 610	66 / 1676	21 / 533	2404	2705	5339	3086	5720
24 / 610	72 / 1829	21 / 533	2574	2917	5645	3294	6022
24 / 610	78 / 1981	21 / 533	2750	3136	6267	3506	6637
24 / 610	84 / 2134	21 / 533	2922	3308	6536	3715	6943

29" HEIGHT-ADJSUTABLE WORKSURFACE DEPTH

			SOURCE LAMINATE DRAWER & DOOR FRONT FINISH	GRADE 2 LAMINATE DRAWER & DOOR FRONT FINISH		FLINTWOOD DRAWER & DOOR FRONT FINISH	
			CASE FINISH				
			Source Laminate	Source Laminate	Flintwood	Source Laminate	Flintwood
20 / 508	66 / 1676	21 / 533	2267	2524	5159	2948	5584
20 / 508	72 / 1829	21 / 533	2429	2730	5458	3149	5877
20 / 508	78 / 1981	21 / 533	2592	2935	6066	3347	6478
20 / 508	84 / 2134	21 / 533	2754	3140	6367	3546	6774
24 / 610	66 / 1676	21 / 533	2404	2661	5296	3086	5720
24 / 610	72 / 1829	21 / 533	2574	2875	5602	3294	6022
24 / 610	78 / 1981	21 / 533	2750	3093	6224	3506	6637
24 / 610	84 / 2134	21 / 533	2922	3308	6536	3715	6943

35" HEIGHT-ADJSUTABLE WORKSURFACE DEPTH

			SOURCE LAMINATE DRAWER & DOOR FRONT FINISH	GRADE 2 LAMINATE DRAWER & DOOR FRONT FINISH		FLINTWOOD DRAWER & DOOR FRONT FINISH	
			CASE FINISH				
			Source Laminate	Source Laminate	Flintwood	Source Laminate	Flintwood
20 / 508	72 / 1829	21 / 533	2331	2588	5316	3050	5779
20 / 508	78 / 1981	21 / 533	2466	2766	5898	3221	6352
20 / 508	84 / 2134	21 / 533	2601	2944	6172	3392	6621
24 / 610	72 / 1829	21 / 533	2475	2732	5461	3195	5924
24 / 610	78 / 1981	21 / 533	2625	2926	6057	3380	6511
24 / 610	84 / 2134	21 / 533	2770	3113	6340	3562	6789

Xpress

B S M H C P

Workwall Credenza with Open & Combo – Height-Adjustable – Peninsula – Mid – 21" h

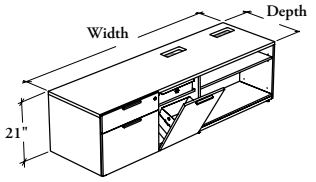

Recycling/Waste Bins (R)

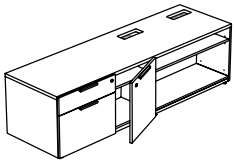

Storage (S)

This standalone credenza supports Height-Adjustable Peninsulas while providing integrated storage areas with optional recycling/waste bins, shelving and filing, and fully dissimulate the Height-Adjustable Mechanism of the desk.

WHAT'S INCLUDED
1 workwall credenza with levelers, 1 pencil tray, 1 adjustable shelf (open section), pulls (as specified), lock and keys (as specified), and accessory as listed below:

	35" or 52" deep Peninsula		46" deep Peninsula	
Widths	72" or 78"	84"	66" or 72"	78" or 84"
15" Cross File Bar	1	2	1	2

Recycling/Waste Bin Door Configuration (R): 1 recycling tray, 1 waste bin and 1 fixed shelf.

Storage Door Configuration (S): 1 adjustable shelf.

WHAT'S EXCLUDED
Height-Adjustable Peninsulas, Seat Pad/Cushion and Wall Panels.

NOTES
Can be used with Height-Adjustable Peninsulas – Bevel Post Leg (BH_RP, BH_TP or BH_PE) only, refer to the Application Guide for more details.

The included 15" cross file bars are to be installed along the depth only.

Holes at 1 1/4" intervals on the inside walls of side panels allow for shelf adjustment.

Additional shelves **cannot** be specified with this product.

Edge trim finish on door and drawer front always match door and drawer front finish.

Not all finishes are available as Xpress, Please see Xpress catalogue and/or specification software for details.

PRODUCT OPTIONS

Depth	Width	Height	Height-Adjustable Worksurface Depth	Worksurface Position	Door Configuration
20, 24	66, 72, 78, 84	21	35, 46, 52	**L** Left **R** Right (Shown)	**R** Recycling/Waste Bins **S** Storage

SAMPLE ORDER CODE

BSMHCP 24	84	21	35	L	S

PRODUCT OPTIONS CONTINUED

Drawer and Door Front Finish	Case Finish	Pull Style	Pull Finish	Key Style
Source Laminate Grade 2 Laminate (No Accents) Flintwood (No Cathedral)	Source Laminate Flintwood (No Cathedral)	**9** Rectangular **E** Edge – Standard **F** Edge – Small **M** Modern Straight (ADA) **S** Slim	Foundation Mica	**N** No Lock **K** Keyed Alike **R** Keyed Randomly

SAMPLE ORDER CODE CONTINUED

XS	XS	9	74	K

See Pricing on the following page.

Xpress

B S M H C P

Workwall Credenza with Open & Combo – Height-Adjustable – Peninsula – Mid – 21" h (Continued)

DIMENSIONS INCHES / MM

PRICING

RECYCLING/WASTE BINS (R)

35" HEIGHT-ADJSUTABLE WORKSURFACE DEPTH

			SOURCE LAMINATE DRAWER & DOOR FRONT FINISH	GRADE 2 LAMINATE DRAWER & DOOR FRONT FINISH		FLINTWOOD DRAWER & DOOR FRONT FINISH	
			CASE FINISH				
D	W	H	Source Laminate	Source Laminate	Flintwood	Source Laminate	Flintwood
20 / 508	72 / 1829	21 / 533	2546	2803	3522	3266	3985
20 / 508	78 / 1981	21 / 533	2681	2982	3737	3436	4191
20 / 508	84 / 2134	21 / 533	2816	3160	3952	3608	4400
24 / 610	72 / 1829	21 / 533	2690	2947	3667	3410	4130
24 / 610	78 / 1981	21 / 533	2839	3140	3895	3595	4350
24 / 610	84 / 2134	21 / 533	2985	3328	4120	3776	4569

46" HEIGHT-ADJSUTABLE WORKSURFACE DEPTH

			SOURCE LAMINATE DRAWER & DOOR FRONT FINISH	GRADE 2 LAMINATE DRAWER & DOOR FRONT FINISH		FLINTWOOD DRAWER & DOOR FRONT FINISH	
			CASE FINISH				
			Source Laminate	Source Laminate	Flintwood	Source Laminate	Flintwood
20 / 508	66 / 1676	21 / 533	2482	2739	3422	3164	3846
20 / 508	72 / 1829	21 / 533	2644	2944	3664	3363	4083
20 / 508	78 / 1981	21 / 533	2806	3149	3904	3562	4317
20 / 508	84 / 2134	21 / 533	2969	3355	4146	3762	4553
24 / 610	66 / 1676	21 / 533	2620	2877	3559	3301	3983
24 / 610	72 / 1829	21 / 533	2789	3090	3810	3509	4229
24 / 610	78 / 1981	21 / 533	2965	3308	4064	3720	4476
24 / 610	84 / 2134	21 / 533	3138	3524	4315	3930	4722

52" HEIGHT-ADJSUTABLE WORKSURFACE DEPTH

			SOURCE LAMINATE DRAWER & DOOR FRONT FINISH	GRADE 2 LAMINATE DRAWER & DOOR FRONT FINISH		FLINTWOOD DRAWER & DOOR FRONT FINISH	
			CASE FINISH				
			Source Laminate	Source Laminate	Flintwood	Source Laminate	Flintwood
20 / 508	72 / 1829	21 / 533	2546	2803	3522	3266	3985
20 / 508	78 / 1981	21 / 533	2681	2982	3737	3436	4191
20 / 508	84 / 2134	21 / 533	2816	3160	3952	3608	4400
24 / 610	72 / 1829	21 / 533	2690	2947	3667	3410	4130
24 / 610	78 / 1981	21 / 533	2839	3140	3895	3595	4350
24 / 610	84 / 2134	21 / 533	2985	3328	4120	3776	4569

Pricing is continued on the following page.

Xpress

B S M H C P

Workwall Credenza with Open & Combo – Height-Adjustable – Peninsula – Mid – 21" h (Continued)

DIMENSIONS
INCHES / MM

PRICING

STORAGE (S)

35" HEIGHT-ADJSUTABLE WORKSURFACE DEPTH

			SOURCE LAMINATE DRAWER & DOOR FRONT FINISH	GRADE 2 LAMINATE DRAWER & DOOR FRONT FINISH		FLINTWOOD DRAWER & DOOR FRONT FINISH	
			CASE FINISH				
D	W	H	Source Laminate	Source Laminate	Flintwood	Source Laminate	Flintwood
20 / 508	72 / 1829	21 / 533	2331	2588	3307	3050	3770
20 / 508	78 / 1981	21 / 533	2466	2766	3522	3221	3977
20 / 508	84 / 2134	21 / 533	2601	2944	3737	3392	4185
24 / 610	72 / 1829	21 / 533	2475	2732	3452	3195	3915
24 / 610	78 / 1981	21 / 533	2625	2926	3681	3380	4135
24 / 610	84 / 2134	21 / 533	2770	3113	3904	3562	4353

46" HEIGHT-ADJSUTABLE WORKSURFACE DEPTH

			SOURCE LAMINATE DRAWER & DOOR FRONT FINISH	GRADE 2 LAMINATE DRAWER & DOOR FRONT FINISH		FLINTWOOD DRAWER & DOOR FRONT FINISH	
			CASE FINISH				
			Source Laminate	Source Laminate	Flintwood	Source Laminate	Flintwood
20 / 508	66 / 1676	21 / 533	2267	2524	3206	2948	3631
20 / 508	72 / 1829	21 / 533	2429	2730	3450	3149	3869
20 / 508	78 / 1981	21 / 533	2592	2935	3690	3347	4102
20 / 508	84 / 2134	21 / 533	2754	3140	3932	3546	4339
24 / 610	66 / 1676	21 / 533	2404	2661	3344	3086	3768
24 / 610	72 / 1829	21 / 533	2574	2875	3594	3294	4013
24 / 610	78 / 1981	21 / 533	2750	3093	3848	3506	4261
24 / 610	84 / 2134	21 / 533	2922	3308	4101	3715	4507

52" HEIGHT-ADJSUTABLE WORKSURFACE DEPTH

			SOURCE LAMINATE DRAWER & DOOR FRONT FINISH	GRADE 2 LAMINATE DRAWER & DOOR FRONT FINISH		FLINTWOOD DRAWER & DOOR FRONT FINISH	
			CASE FINISH				
			Source Laminate	Source Laminate	Flintwood	Source Laminate	Flintwood
20 / 508	72 / 1829	21 / 533	2331	2588	3307	3050	3770
20 / 508	78 / 1981	21 / 533	2466	2766	3522	3221	3977
20 / 508	84 / 2134	21 / 533	2601	2944	3737	3392	4185
24 / 610	72 / 1829	21 / 533	2475	2732	3452	3195	3915
24 / 610	78 / 1981	21 / 533	2625	2926	3681	3380	4135
24 / 610	84 / 2134	21 / 533	2770	3113	3904	3562	4353

B S M C H C

Workwall Credenza with Drawers – Height-Adjustable Cantilever Run-Off – Mid – 21" h

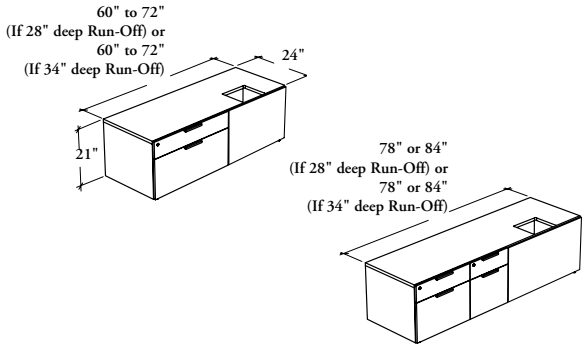

This standalone credenza supports Height-Adjustable Cantilever Worksurface while providing integrated storage areas with shelving and filing, and fully conceals the height-adjustable mechanism.

WHAT'S INCLUDED
1 workwall credenza for height-adjustable cantilever run-off with levelers, 1 removable front, 1 pencil tray, mounting hardware, pulls (as specified), lock and keys (as specified), and accessory as listed below:

	Widths	
	60" to 72"	78" or 84"
15" Cross File Bar	1	2

WHAT'S EXCLUDED
Height-Adjustable Cantilever Run-Off.

NOTES
Can be used with Height-Adjustable Cantilever Run-Offs (BH_CR or BH_CP), refer to the Application Guide.

The included 15" cross file bars are to be installed along the depth only.

Edge trim finish on drawer and panel fronts always match drawer front finish.

PRODUCT OPTIONS

Depth	Width	Height	Height-Adjustable Worksurface Depth	Worksurface Position
24	60, 66, 72, 78, 84	21	28, 34	**L** Left **R** Right (Shown)

SAMPLE ORDER CODE

BSMCHC 24	**72**	**21**	**28**	**L**

PRODUCT OPTIONS CONTINUED

Front Finish	Case Finish	Pull Style	Pull Finish	Key Style
Source Laminate Grade 2 Laminate (No Accents) Flintwood (No Cathedral)	Source Laminate Flintwood (No Cathedral)	**9** Rectangular **E** Edge – Standard **F** Edge – Small **M** Modern Straight (ADA) **S** Slim	Foundation Mica	**N** No Lock **K** Keyed Alike **R** Keyed Randomly

SAMPLE ORDER CODE CONTINUED

XS	**XS**	**9**	**74**	**R**

See Pricing on the following page.

B S M C H C

Workwall Credenza with Drawers – Height-Adjustable Cantilever Run-Off – Mid – 21" h (Continued)

DIMENSIONS
INCHES / MM

PRICING

28" HEIGHT-ADJSUTABLE WORKSURFACE DEPTH

			SOURCE LAMINATE FRONT FINISH	GRADE 2 LAMINATE FRONT FINISH		FLINTWOOD FRONT FINISH	
			CASE FINISH				
D	W	H	Source Laminate	Source Laminate	Flintwood	Source Laminate	Flintwood
24 / 610	60 / 1524	21 / 533	2133	2562	5101	3321	5167
24 / 610	66 / 1676	21 / 533	2265	2736	5371	3489	5430
24 / 610	72 / 1829	21 / 533	2374	2888	5616	3598	5633
24 / 610	78 / 1981	21 / 533	2811	3369	6500	4383	6820
24 / 610	84 / 2134	21 / 533	2960	3560	6787	4569	7102

34" HEIGHT-ADJSUTABLE WORKSURFACE DEPTH

			SOURCE LAMINATE FRONT FINISH	GRADE 2 LAMINATE FRONT FINISH		FLINTWOOD FRONT FINISH	
			CASE FINISH				
			Source Laminate	Source Laminate	Flintwood	Source Laminate	Flintwood
24 / 610	60 / 1524	21 / 533	2133	2562	5101	3321	5167
24 / 610	66 / 1676	21 / 533	2265	2736	5371	3489	5430
24 / 610	72 / 1829	21 / 533	2374	2888	5616	3598	5633
24 / 610	78 / 1981	21 / 533	2811	3369	6500	4383	6820
24 / 610	84 / 2134	21 / 533	2960	3560	6787	4569	7102

B S M H L C

Workwall Credenza with Drawers and Cabinet – Height-Adjustable Cantilever Run-Off – Mid – 21" h

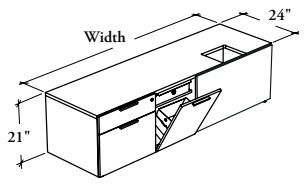

Recycling/Waste Bins (R)

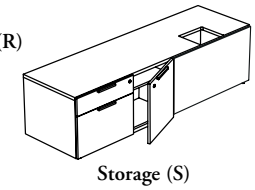

Storage (S)

This standalone credenza supports an Height-Adjustable Cantilever Worksurface while providing integrated storage areas with optional recycling/waste bins, shelving and filing, and fully conceals the height-adjustable mechanism.

WHAT'S INCLUDED

1 workwall credenza for height-adjustable cantilever run-off with levelers, 1 removable front, 1 pencil tray, mounting hardware, pulls (as specified), lock and keys (as specified), and accessory as listed below:

	Widths	
	66" or 72"	78" or 84"
15” Cross File Bar	1	2

Recycling/Waste Bin Door Configuration (R): 1 recycling tray, 1 waste bin and 1 fixed shelf.

Storage Door Configuration (S): 1 adjustable shelf.

WHAT'S EXCLUDED

Height-Adjustable Cantilever Run-Off.

NOTES

Can be used with Height-Adjustable Cantilever Run-Offs (BH_CR or BH_CP), refer to the Application Guide.

The included 15" cross file bars are to be installed along the depth only.

Edge trim finish on door, drawer and panel front always match door and drawer front finish.

PRODUCT OPTIONS

Depth	Width	Height	Height-Adjustable Worksurface Depth	Worksurface Position	Door Configuration
24	66, 72, 78, 84	21	28, 34	**L** Left **R** Right (Shown)	**R** Recycling/Waste Bins **S** Storage

SAMPLE ORDER CODE

BSMHLC 24	72	21	34	L	R

PRODUCT OPTIONS CONTINUED

Front Finish	Case Finish	Pull Style	Pull Finish	Key Style
Source Laminate Grade 2 Laminate (No Accents) Flintwood (No Cathedral)	Source Laminate Flintwood (No Cathedral)	**9** Rectangular **E** Edge – Standard **F** Edge – Small **M** Modern Straight (ADA) **S** Slim	Foundation Mica	**N** No Lock **K** Keyed Alike **R** Keyed Randomly

SAMPLE ORDER CODE CONTINUED

XS	XS	9	68	R

See Pricing on the following page.

B S M H L C

Workwall Credenza with Drawers and Cabinet – Height-Adjustable Cantilever Run-Off – Mid – 21" h (Continued)

DIMENSIONS
INCHES / MM

PRICING

RECYCLING/WASTE BINS (R)

28" HEIGHT-ADJSUTABLE WORKSURFACE DEPTH

			SOURCE LAMINATE FRONT FINISH	GRADE 2 LAMINATE FRONT FINISH		FLINTWOOD FRONT FINISH	
			CASE FINISH				
D	W	H	Source Laminate	Source Laminate	Flintwood	Source Laminate	Flintwood
24 / 610	66 / 1676	21 / 533	2620	3091	5725	3995	5935
24 / 610	72 / 1829	21 / 533	2789	3304	6032	4203	6237
24 / 610	78 / 1981	21 / 533	2965	3522	6654	4414	6852
24 / 610	84 / 2134	21 / 533	3138	3738	6965	4624	7157

34" HEIGHT-ADJSUTABLE WORKSURFACE DEPTH

			SOURCE LAMINATE FRONT FINISH	GRADE 2 LAMINATE FRONT FINISH		FLINTWOOD FRONT FINISH	
			CASE FINISH				
			Source Laminate	Source Laminate	Flintwood	Source Laminate	Flintwood
24 / 610	72 / 1829	21 / 533	2690	3204	5933	4104	6139
24 / 610	78 / 1981	21 / 533	2839	3397	6528	4289	6727
24 / 610	84 / 2134	21 / 533	2985	3585	6813	4470	7004

STORAGE (S)

28" HEIGHT-ADJSUTABLE WORKSURFACE DEPTH

			SOURCE LAMINATE FRONT FINISH	GRADE 2 LAMINATE FRONT FINISH		FLINTWOOD FRONT FINISH	
			CASE FINISH				
			Source Laminate	Source Laminate	Flintwood	Source Laminate	Flintwood
24 / 610	66 / 1676	21 / 533	2404	2876	5510	3779	5720
24 / 610	72 / 1829	21 / 533	2574	3089	5817	3987	6022
24 / 610	78 / 1981	21 / 533	2750	3307	6439	4200	6637
24 / 610	84 / 2134	21 / 533	2922	3522	6751	4409	6943

34" HEIGHT-ADJSUTABLE WORKSURFACE DEPTH

			SOURCE LAMINATE FRONT FINISH	GRADE 2 LAMINATE FRONT FINISH		FLINTWOOD FRONT FINISH	
			CASE FINISH				
			Source Laminate	Source Laminate	Flintwood	Source Laminate	Flintwood
24 / 610	72 / 1829	21 / 533	2475	2989	5718	3889	5924
24 / 610	78 / 1981	21 / 533	2625	3182	6314	4074	6511
24 / 610	84 / 2134	21 / 533	2770	3370	6597	4256	6789

Xpress

B S M D O D

Workwall Credenza for Media with Open and Drawers – Mid – 21" h

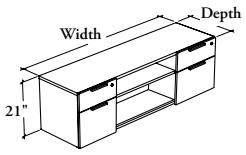

This against the wall media credenza unit provides filing and open storage. Partially open back provides wall accessibility for electricity management.

WHAT'S INCLUDED
1 workwall credenza with levelers, 2 pencil tray, 1 adjustable shelf, pulls, locks and keys (as specified), and accessory as listed below:

	Widths	
	48" or 54"	60" to 84"
Drawer Divider	2	n/a
12" Hanging File Bar	2	n/a
15" Cross File Bar	n/a	2

WHAT'S EXCLUDED
Seat Pad/Cushion and Wall Panels.

NOTES
The included 12" hanging file bars are to be installed along the width only.

The included 15" cross file bars are to be installed along the depth only.

Holes at 1 1/4" intervals on the inside walls of side panels allow for shelf adjustment.

Additional shelves **cannot** be specified with this product.

Edge trim finish on drawer front always match drawer front finish.

Not all finishes are available as Xpress, Please see Xpress catalogue and/or specification software for details.

PRODUCT OPTIONS

Depth	Width	Height	Drawer Front Finish	Case Finish	Pull Style	Pull Finish	Key Style
20, 24	48, 54, 60, 66, 72, 78, 84	21	Source Laminate Grade 2 Laminate (No Accents) Flintwood (No Cathedral)	Source Laminate Flintwood (No Cathedral)	**9** Rectangular **E** Edge – Standard **F** Edge – Small **M** Modern Straight (ADA) **S** Slim	Foundation Mica	**K** Keyed Alike **R** Keyed Randomly **N** No Lock

SAMPLE ORDER CODE

BSMDOD 20	60	21	XS	XS	9	68	R

DIMENSIONS
INCHES / MM

PRICING

D	W	H	SOURCE LAMINATE DRAWER FRONT FINISH CASE FINISH Source Laminate	GRADE 2 LAMINATE DRAWER FRONT FINISH Source Laminate	 Flintwood	FLINTWOOD DRAWER FRONT FINISH Source Laminate	 Flintwood
20 / 508	48 / 1219	21 / 533	2102	2323	4677	2942	5296
20 / 508	54 / 1372	21 / 533	2245	2467	4915	3086	5534
20 / 508	60 / 1524	21 / 533	2390	2647	5186	3231	5771
20 / 508	66 / 1676	21 / 533	2534	2791	5426	3376	6010
20 / 508	72 / 1829	21 / 533	2680	2937	5666	3520	6249
20 / 508	78 / 1981	21 / 533	2797	3140	6271	3637	6768
20 / 508	84 / 2134	21 / 533	3000	3344	6571	3842	7069
24 / 610	48 / 1219	21 / 533	2219	2441	4794	3060	5413
24 / 610	54 / 1372	21 / 533	2370	2592	5039	3210	5658
24 / 610	60 / 1524	21 / 533	2521	2778	5319	3361	5902
24 / 610	66 / 1676	21 / 533	2672	2929	5563	3513	6147
24 / 610	72 / 1829	21 / 533	2825	3082	5810	3665	6394
24 / 610	78 / 1981	21 / 533	2956	3299	6430	3796	6927
24 / 610	84 / 2134	21 / 533	3169	3512	6739	4010	7237

storage for secondary desks

storage for secondary desks product map

B S S P Stretch Pedestal – Secondary Desk

Page 1210



B S S L Lateral File – Secondary Desk

Page 1212

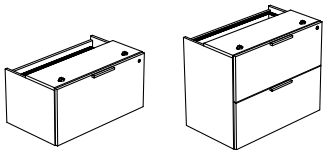

B S S O Bookcase – Secondary Desk

Page 1214

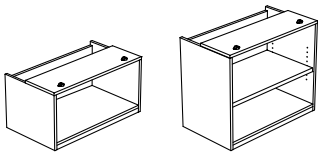

B S S D Storage Cabinet – Secondary Desk

Page 1216

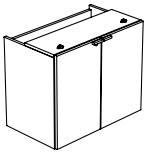

B S S M Multi-Functional Storage – Secondary Desk

Page 1218

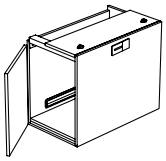

B S S R W Recycling/Waste Cabinet – Secondary Desk

Page 1220

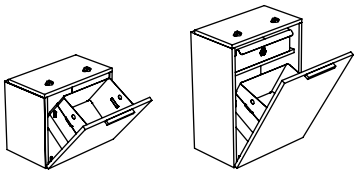

B S S C M Open Section Cover – Secondary Desk

Page 1222

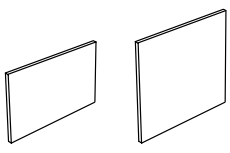

Xpress

B S S P
Stretch Pedestal – Secondary Desk

High (H)

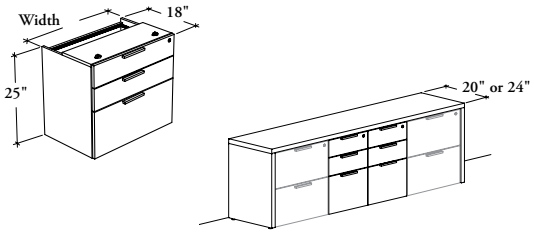

This modular pedestal allows to provide additional storage and ensure to support secondary desk. The proper mixt of end and center storage position will allow filling the whole span of a Secondary Desk.

WHAT'S INCLUDED
1 box, box, file stretch pedestal with levelers, 1 anodized pencil tray with mounting brackets, pulls (as specified), mounting hardware, lock and keys (as specified) and accessory listed below:

	Widths	
	18" or 24"	30" or 36"
15" Cross File Bar	1	2

WHAT'S EXCLUDED
High Secondary Desk or all High Secondary Desk for Height-Adjustable Worksurfaces.

NOTES
The end position must be specified next to a secondary desk gable in order to compensate its thickness creepage.

This pedestal has a central locking system and full extension drawers that can accommodate both letter- and legal-size paper.

The included 15" cross file bar is to be installed along the depth only.

Not all finishes are available as Xpress, Please see Xpress catalogue and/or specification software for details.

PRODUCT OPTIONS

Position – Worksurface Thickness	In Front of Height-Adjustable Mechanism	Secondary Desk Height	Secondary Desk Depth	Width
C Center (Shown)	**N** No	**H** High	20, 24	18, 24, 30, 36
M End – 1 3/16" thick Secondary Desk				
X End – 1 9/16" thick Secondary Desk				

SAMPLE ORDER CODE

BSSP M	N	H	24	18

PRODUCT OPTIONS CONTINUED

Drawer Front Finish	Case Finish	Pull Style	Pull Finish	Key Style
Source Laminate	Source Laminate	**9** Rectangular	Foundation	**N** No Lock
Grade 2 Laminate (No Accents)	Flintwood (No Cathedral)	**E** Edge – Small	Mica	**K** Keyed Alike
Flintwood (No Cathedral)		**F** Edge – Standard		**R** Keyed Randomly
		M Modern Straight (ADA)		
		S Slim		

SAMPLE ORDER CODE CONTINUED

XS	XS	9	74	N

See Pricing on the following page.

Xpress

B S S P

Stretch Pedestal – Secondary Desk (Continued)

DIMENSIONS INCHES / MM

PRICING

POSITION – WORKSURFACE THICKNESS (C, M or X)						
HIGH (H)						
SOURCE LAMINATE CASE FINISH					FLINTWOOD CASE FINISH	
DRAWER FRONT FINISH						
D	W	Source Laminate	Grade 2 Laminate	Flintwood	Grade 2 Laminate	Flintwood
20 / 508	18 / 457	1145	1298	1905	2154	2761
20 / 508	24 / 610	1466	1670	2109	2652	3091
20 / 508	30 / 762	1584	1839	2237	2902	3300
20 / 508	36 / 914	1855	2161	2712	3067	3618
24 / 610	18 / 457	1145	1298	1905	2154	2761
24 / 610	24 / 610	1466	1670	2109	2652	3091
24 / 610	30 / 762	1584	1839	2237	2902	3300
24 / 610	36 / 914	1855	2161	2712	3067	3618

Xpress

B S S L
Lateral File – Secondary Desk

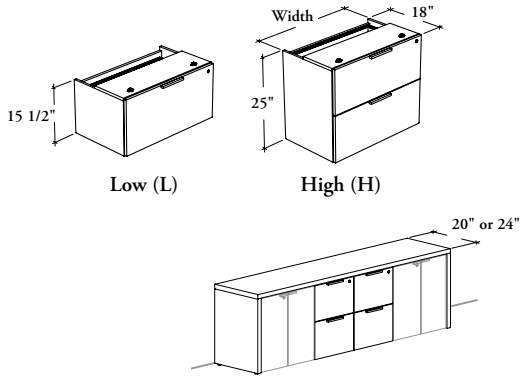

Low (L) High (H)

This modular lateral file allows to provide additional storage and ensure to support secondary desk. The proper mixt of end and center storage position will allow filling the whole span of a Secondary Desk.

WHAT'S INCLUDED
1 lateral file cabinet with levelers, pulls (as specified), mounting hardware, lock and keys (as specified), and accessories as listed below:

	Widths					
	18"	24"	30"	36"	42"	
File Drawer	1	1	1	1	1	(Low)
	2	2	2	2	2	(High)
15" Cross File Bar	0	1	1	2	n/a	(M, X – End)
(per drawer)	1	1	2	2	2	(C – Center)

WHAT'S EXCLUDED
Low or High Secondary Desk and all Low or High Secondary Desk for Height-Adjustable Worksurfaces.

NOTES
The end position must be specified next to a secondary desk gable in order to compensate its thickness creepage.

The Center Position (C) option is **not** available in 42" width.

This storage unit has a central locking system and full extension drawers that can accommodate both letter- and legal-size paper. The high configuration is equipped with an interlock system that prevents opening more than one drawer at a time.

The included 15" cross file bars are to be installed along the depth only.

Not all finishes are available as Xpress, Please see Xpress catalogue and/or specification software for details.

PRODUCT OPTIONS

Position – Worksurface Thickness	In Front of Height-Adjustable Mechanism	Secondary Desk Height	Secondary Desk Depth	Width
C Center (Shown)	**N** No	**H** High	20, 24	18, 24, 30, 36, 42
M End – 1 3/16" thick Secondary Desk		**L** Low		
X End – 1 9/16" thick Secondary Desk				

SAMPLE ORDER CODE

BSSL M	N	H	24	36

PRODUCT OPTIONS CONTINUED

Drawer Front Finish	Case Finish	Pull Style	Pull Finish	Key Style
Source Laminate	Source Laminate	**9** Rectangular	Foundation	**N** No Lock
Grade 2 Laminate (No Accents)	Flintwood (No Cathedral)	**E** Edge – Small	Mica	**K** Keyed Alike
Flintwood (No Cathedral)		**F** Edge – Standard		**R** Keyed Randomly
		M Modern Straight (ADA)		
		S Slim		

SAMPLE ORDER CODE CONTINUED

XS	XS	9	74	N

See Pricing on the following page.

Xpress

B S S L

Lateral File – Secondary Desk (Continued)

DIMENSIONS INCHES / MM

PRICING

POSITION – WORKSURFACE THICKNESS (C, M or X)

LOW (L)

SOURCE LAMINATE CASE FINISH					FLINTWOOD CASE FINISH	
DRAWER FRONT FINISH						
D	W	Source Laminate	Grade 2 Laminate	Flintwood	Grade 2 Laminate	Flintwood
20 / 508	18 / 457	757	850	1189	1675	2014
20 / 508	24 / 610	794	916	1213	1816	2112
20 / 508	30 / 762	869	1022	1296	1942	2215
20 / 508	36 / 914	945	1129	1503	1939	2312
20 / 508	42 / 1067	1032	1246	1741	1932	2427
24 / 610	18 / 457	757	850	1189	1675	2014
24 / 610	24 / 610	794	916	1213	1816	2112
24 / 610	30 / 762	869	1022	1296	1942	2215
24 / 610	36 / 914	945	1129	1503	1939	2312
24 / 610	42 / 1067	1032	1246	1741	1932	2427

HIGH (H)

SOURCE LAMINATE CASE FINISH					FLINTWOOD CASE FINISH	
DRAWER FRONT FINISH						
		Source Laminate	Grade 2 Laminate	Flintwood	Grade 2 Laminate	Flintwood
20 / 508	18 / 457	1135	1288	1793	2215	2721
20 / 508	24 / 610	1237	1440	1879	2421	2860
20 / 508	30 / 762	1292	1546	1944	2610	3008
20 / 508	36 / 914	1386	1692	2243	2598	3149
20 / 508	42 / 1067	1493	1850	2592	2575	3317
24 / 610	18 / 457	1135	1288	1793	2215	2721
24 / 610	24 / 610	1237	1440	1879	2421	2860
24 / 610	30 / 762	1292	1546	1944	2610	3008
24 / 610	36 / 914	1386	1692	2243	2598	3149
24 / 610	42 / 1067	1493	1850	2592	2575	3317

Xpress

B S S O
Bookcase – Secondary Desk

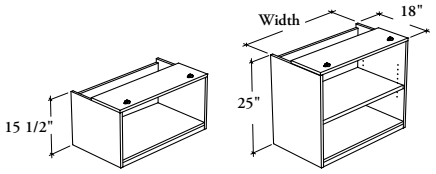

Low (L) High (H)

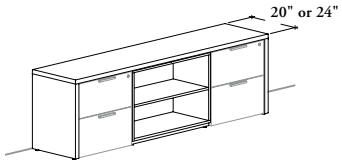

This modular bookcase allows to provide additional storage and ensure to support secondary desk. The proper mixt of end and center storage position will allow filling the whole span of a Secondary Desk. When Yes (Y) in front of height-adjustable mechanism option is specified, the storage allows to hide the mechanism.

WHAT'S INCLUDED
1 bookcase with levelers, 1 1" thick adjustable shelf (only high option), and mounting hardware.

WHAT'S EXCLUDED
Low or High Secondary Desk and all Low or High Secondary Desk for Height-Adjustable Worksurfaces.

NOTES
The end position must be specified next to a secondary desk gable in order to compensate its thickness creepage.

Can be used as a passive storage at the intersection of the secondary desk with the run-off worksurface, run-off with glass top, overlapping bridge and height-adjustable worksurface.

The high configuration will **not** allow two rows of standard letter-size binders.

The shelf has a five positions adjustment with 1 1/4" intervals.

Additional shelves **cannot** be specified separately.

Not all finishes are available as Xpress, Please see Xpress catalogue and/or specification software for details.

PRODUCT OPTIONS

Position – Worksurface Thickness	In Front of Height-Adjustable Mechanism	Secondary Desk Height
C Center (Shown)	**N** No	**H** High
M End – 1 3/16" thick Secondary Desk	**Y** Yes	**L** Low
X End – 1 9/16" thick Secondary Desk		

SAMPLE ORDER CODE

BSSO C	**Y**	**L**

PRODUCT OPTIONS CONTINUED

Secondary Desk Depth	Width	Case Finish
20, 24	18, 24, 30, 36, 42	Source Laminate Flintwood (No Cathedral)

SAMPLE ORDER CODE CONTINUED

24	**36**	**VZ**

See Pricing on the following page.

Xpress

B S S O

Bookcase – Secondary Desk (Continued)

POSITION – WORKSURFACE THICKNESS (C, M or X)

YES IN FRONT OF HEIGHT-ADJUSTABLE MECHANISM (Y)

DIMENSIONS INCHES / MM		PRICING			
		LOW (L)		HIGH (H)	
		CASE FINISH			
D	W	Source Laminate	Flintwood	Source Laminate	Flintwood
20 / 508	18 / 457	452	1717	531	2216
20 / 508	24 / 610	501	1800	581	2335
20 / 508	30 / 762	553	1887	629	2462
20 / 508	36 / 914	597	1973	683	2598
20 / 508	42 / 1067	647	2055	731	2728
24 / 610	18 / 457	531	1795	613	2294
24 / 610	24 / 610	579	1880	659	2415
24 / 610	30 / 762	629	1966	710	2539
24 / 610	36 / 914	678	2051	760	2673
24 / 610	42 / 1067	724	2133	812	2807

NO IN FRONT OF HEIGHT-ADJUSTABLE MECHANISM (N)

		LOW (L)		HIGH (H)	
		CASE FINISH			
		Source Laminate	Flintwood	Source Laminate	Flintwood
20 / 508	18 / 457	531	1795	613	2294
20 / 508	24 / 610	579	1880	659	2415
20 / 508	30 / 762	629	1966	710	2539
20 / 508	36 / 914	678	2051	760	2673
20 / 508	42 / 1067	724	2133	812	2807
24 / 610	18 / 457	531	1795	613	2294
24 / 610	24 / 610	579	1880	659	2415
24 / 610	30 / 762	629	1966	710	2539
24 / 610	36 / 914	678	2051	760	2673
24 / 610	42 / 1067	724	2133	812	2807

Xpress

B S S D
Storage Cabinet – Secondary Desk

This modular storage allows to provide additional storage and ensure to support secondary desk. The proper mixt of end and center storage position will allow filling the whole span of a Secondary Desk. When Yes (Y) in front of height-adjustable mechanism option is specified, the storage allows to hide the height-adjustable mechanism.

WHAT'S INCLUDED
1 storage cabinet with levelers, pulls (as specified), mounting hardware, lock and keys (as specified), and accessories as listed below:

	Width	
	18"	24" to 42"
Adjustable Shelf	1	1
Door	1	2

WHAT'S EXCLUDED
High Secondary Desk or all High Secondary Desk for Height-Adjustable Worksurfaces.

NOTES
The end position must be specified next to a secondary desk gable in order to compensate its thickness creepage.

Left (L) or Right (R) Door Swing Direction is available with 18" wide cabinet only.

Not Applicable (N) Door Swing Direction is available with 24" to 42" wide cabinet only.

The shelf has a five positions adjustment with 1 1/4" intervals.

Additional shelves **cannot** be specified separately.

Can be used as a passive storage at the intersection of the secondary desk with the run-off worksurface, run-off with glass top, overlapping bridge and Height-Adjustable Worksurfaces.

The high version will **not** allow two rows of standard letter-size binders.

Not all finishes are available as Xpress, Please see Xpress catalogue and/or specification software for details.

High (H)

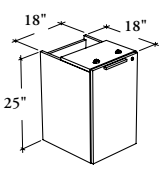

Left Side Door Swing Direction (L)

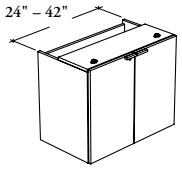

Not Applicable (N)

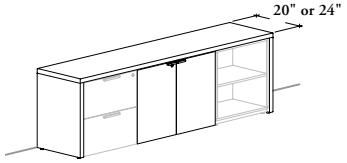

PRODUCT OPTIONS

Position – Worksurface Thickness	In Front of Height-Adjustable Mechanism	Secondary Desk Height	Secondary Desk Depth	Width
C Center (Shown)	**N** No	**H** High	20, 24	18, 24, 30, 36, 42
M End – 1 3/16" thick Secondary Desk	**Y** Yes			
X End – 1 9/16" thick Secondary Desk				

SAMPLE ORDER CODE

BSSD M	N	H	24	42

PRODUCT OPTIONS CONTINUED

Door Swing Direction	Door Front Finish	Case Finish	Pull Style	Pull Finish	Key Style
L Left Side (Shown)	Source Laminate	Source Laminate	**9** Rectangular	Foundation	**N** No Lock
R Right Side	Grade 2 Laminate (No Accents)	Flintwood (No Cathedral)	**E** Edge – Small	Mica	**K** Keyed Alike
N Not Applicable	Flintwood (No Cathedral)		**F** Edge – Standard		**R** Keyed Randomly
			M Modern Straight (ADA)		
			S Slim		

SAMPLE ORDER CODE CONTINUED

N	XS	XS	9	60	R

See Pricing on the following page.

Xpress

B S S D

Storage Cabinet – Secondary Desk (Continued)

DIMENSIONS INCHES / MM | **PRICING**

POSITION – WORKSURFACE THICKNESS (C, M or X)

YES IN FRONT OF HEIGHT-ADJUSTABLE MECHANISM (Y)

HIGH (H)

		SOURCE LAMINATE CASE FINISH			FLINTWOOD CASE FINISH	
		DOOR FRONT FINISH				
D	W	Source Laminate	Grade 2 Laminate	Flintwood	Grade 2 Laminate	Flintwood
20 / 508	18 / 457	739	892	1149	2235	2492
20 / 508	24 / 610	791	995	1544	2273	2823
20 / 508	30 / 762	847	1101	1673	2580	3152
20 / 508	36 / 914	895	1201	1951	2571	3321
20 / 508	42 / 1067	945	1302	2079	2708	3485
24 / 610	18 / 457	816	969	1228	2312	2571
24 / 610	24 / 610	870	1074	1623	2355	2904
24 / 610	30 / 762	927	1181	1753	2659	3231
24 / 610	36 / 914	972	1278	2030	2647	3399
24 / 610	42 / 1067	1024	1381	2160	2785	3564

NO IN FRONT OF HEIGHT-ADJUSTABLE MECHANISM (N)

HIGH (H)

		SOURCE LAMINATE CASE FINISH			FLINTWOOD CASE FINISH	
		DOOR FRONT FINISH				
		Source Laminate	Grade 2 Laminate	Flintwood	Grade 2 Laminate	Flintwood
20 / 508	18 / 457	816	969	1228	2312	2571
20 / 508	24 / 610	870	1074	1623	2355	2904
20 / 508	30 / 762	927	1181	1753	2659	3231
20 / 508	36 / 914	972	1278	2030	2647	3399
20 / 508	42 / 1067	1024	1381	2160	2785	3564
24 / 610	18 / 457	816	969	1228	2312	2571
24 / 610	24 / 610	870	1074	1623	2355	2904
24 / 610	30 / 762	927	1181	1753	2659	3231
24 / 610	36 / 914	972	1278	2030	2647	3399
24 / 610	42 / 1067	1024	1381	2160	2785	3564

Xpress

B S S M

Multi-Functional Storage – Secondary Desk

High (H)

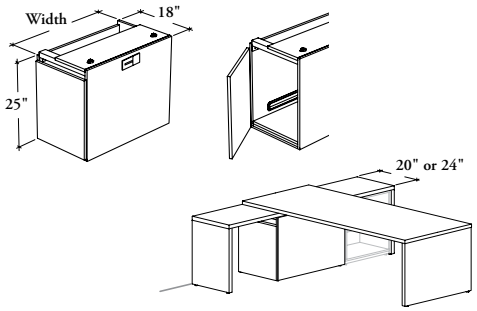

This modular storage allows to provide additional storage and ensure to support secondary desk. It can be used in conjunction with other storage for secondary desk in order to fill the whole span of a secondary desk. When Yes (Y) in front of height-adjustable mechanism option is specified, the storage allows to hide the height-adjustable mechanism.

WHAT'S INCLUDED

1 case with levelers, 1 access door, 1 ventilation access, 1 rectangular grommet, mounting hardware, locks and keys (as specified).

WHAT'S EXCLUDED

High Secondary Desk, all High Secondary Desk for Height-Adjustable Worksurfaces, Plug-In Power Bar – Desk Mounted with Wire Clips (BLPPD) and Cable Tray (BLCT).

NOTES

The end position must be specified next to a secondary desk gable in order to compensate its thickness creepage.

Must be used as a passive storage at the intersection of the secondary desk with the Run-Off Worksurface, Run-Off with Glass Top, Overlapping Bridge and Height-Adjustable Worksurfaces.

Not all finishes are available as Xpress, Please see Xpress catalogue and/or specification software for details.

PRODUCT OPTIONS

Position – Worksurface Thickness	In Front of Height-Adjustable Mechanism	Secondary Desk Height	Secondary Desk Depth	Width
C Center (Shown)	**N** No	**H** High	20, 24	24, 30, 36
M End – 1 3/16" thick Secondary Desk	**Y** Yes			
X End – 1 9/16" thick Secondary Desk				

SAMPLE ORDER CODE

BSSM C	Y	H	24	36

PRODUCT OPTIONS CONTINUED

Configuration	Front Finish	Side Door and Case Finish	Grommet Finish	Key Style
L Left Side (Shown)	Source Laminate	Source Laminate	Foundation	**N** No Lock
R Right Side	Grade 2 Laminate (No Accents)	Flintwood (No Cathedral)	Mica	**K** Keyed Alike
	Flintwood (No Cathedral)			**R** Keyed Randomly

SAMPLE ORDER CODE CONTINUED

L	XS	XS	74	N

See Pricing on the following page.

Xpress

B S S M

Multi-Functional Storage – Secondary Desk (Continued)

DIMENSIONS INCHES / MM | **PRICING**

POSITION – WORKSURFACE THICKNESS (C, M or X)

YES IN FRONT OF HEIGHT-ADJUSTABLE MECHANISM (Y)

HIGH (H)

		SOURCE LAMINATE SIDE DOOR AND CASE FINISH			FLINTWOOD SIDE DOOR AND CASE FINISH	
		FRONT FINISH				
D	W	Source Laminate	Grade 2 Laminate	Flintwood	Grade 2 Laminate	Flintwood
20 / 508	24 / 610	790	994	1329	2169	2504
20 / 508	30 / 762	842	1097	1462	2274	2640
20 / 508	36 / 914	898	1203	1670	2305	2772
24 / 610	24 / 610	867	1071	1405	2245	2579
24 / 610	30 / 762	918	1173	1539	2354	2720
24 / 610	36 / 914	972	1278	1751	2377	2851

NO IN FRONT OF HEIGHT-ADJUSTABLE MECHANISM (N)

HIGH (H)

		SOURCE LAMINATE SIDE DOOR AND CASE FINISH			FLINTWOOD SIDE DOOR AND CASE FINISH	
		FRONT FINISH				
		Source Laminate	Grade 2 Laminate	Flintwood	Grade 2 Laminate	Flintwood
20 / 508	24 / 610	867	1071	1405	2245	2579
20 / 508	30 / 762	918	1173	1539	2354	2720
20 / 508	36 / 914	972	1278	1751	2377	2851
24 / 610	24 / 610	867	1071	1405	2245	2579
24 / 610	30 / 762	918	1173	1539	2354	2720
24 / 610	36 / 914	972	1278	1751	2377	2851

Xpress

B S S R W

Recycling/Waste Cabinet – Secondary Desk

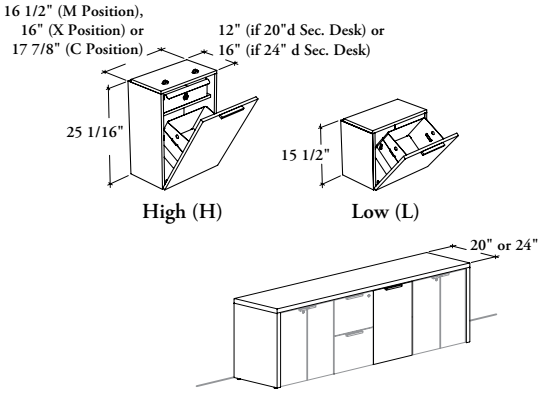

This modular service cabinet allows to provide hidden space for recycling and garbage and ensure to support secondary desk. The proper mixt of end and center storage position will allow filling the whole span of a Secondary Desk. When Yes (Y) in front of height-adjustable mechanism option is specified, the storage allows to hide the height-adjustable mechanism.

WHAT'S INCLUDED

1 recycling/waste cabinet with levelers, pulls (as specified), mounting hardware, and accessories as listed below:

	Height	
	Low	High
Waste Bin	1	1
Recycling Tray	n/a	1
Fixed Shelf	n/a	1

WHAT'S EXCLUDED

Low or High Secondary Desk and all Low or High Secondary Desk for Height-Adjustable Worksurfaces.

NOTES

The end position must be specified next to a secondary desk gable in order to compensate its thickness creepage.

This cabinet is **not** lockable.

Not all finishes are available as Xpress, Please see Xpress catalogue and/or specification software for details.

PRODUCT OPTIONS

Position – Worksurface Thickness	In Front of Height-Adjustable Mechanism	Secondary Desk Height	Secondary Desk Depth	Width
C Center (Shown)	**N** No	**H** High	20, 24	18
M End – 1 3/16" thick Secondary Desk	**Y** Yes	**L** Low		
X End – 1 9/16" thick Secondary Desk				

SAMPLE ORDER CODE

BSSRW M	N	H	24	18

PRODUCT OPTIONS CONTINUED

Front Finish	Case Finish	Pull Style	Pull Finish
Source Laminate	Source Laminate	**9** Rectangular	Foundation
Grade 2 Laminate (No Accents)	Flintwood (No Cathedral)	**E** Edge – Standard	Mica
Flintwood (No Cathedral)		**F** Edge – Small	
		M Modern Straight (ADA)	
		S Slim	

SAMPLE ORDER CODE CONTINUED

XS	XS	9	74

See Pricing on the following page.

Xpress

B S S R W

Recycling/Waste Cabinet – Secondary Desk (suite)

DIMENSIONS INCHES / MM | **PRICING**

POSITION – WORKSURFACE THICKNESS (C, M or X)

YES IN FRONT OF HEIGHT-ADJUSTABLE MECHANISM (Y)

LOW (L)

		SOURCE LAMINATE CASE FINISH			FLINTWOOD CASE FINISH	
		FRONT FINISH				
D	W	Source Laminate	Grade 2 Laminate	Flintwood	Grade 2 Laminate	Flintwood
20 / 508	18 / 457	1028	1120	1439	2095	2414
24 / 610	18 / 457	1083	1175	1493	2174	2492

HIGH (L)

		SOURCE LAMINATE CASE FINISH			FLINTWOOD CASE FINISH	
		FRONT FINISH				
D	W	Source Laminate	Grade 2 Laminate	Flintwood	Grade 2 Laminate	Flintwood
20 / 508	18 / 457	1305	1458	1716	2654	2912
24 / 610	18 / 457	1358	1511	1770	2732	2991

NO IN FRONT OF HEIGHT-ADJUSTABLE MECHANISM (N)

LOW (L)

		SOURCE LAMINATE CASE FINISH			FLINTWOOD CASE FINISH	
		FRONT FINISH				
D	W	Source Laminate	Grade 2 Laminate	Flintwood	Grade 2 Laminate	Flintwood
20 / 508	18 / 457	1083	1175	1493	2174	2492
24 / 610	18 / 457	1083	1175	1493	2174	2492

HIGH (H)

		SOURCE LAMINATE CASE FINISH			FLINTWOOD CASE FINISH	
		FRONT FINISH				
D	W	Source Laminate	Grade 2 Laminate	Flintwood	Grade 2 Laminate	Flintwood
20 / 508	18 / 457	1358	1511	1770	2732	2991
24 / 610	18 / 457	1358	1511	1770	2732	2991

Xpress

B S S C M

Open Section Cover – Secondary Desk

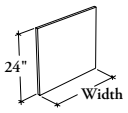

High (H)

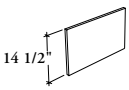

Low (L)

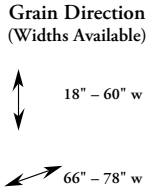

This cover is used to hide the height-adjustable mechanism. The proper mixt of end, center and full position will allow filing the whole span of a Secondary Desk for Height-Adjustable Worksurfaces. When Yes (Y) in front of height-adjustable mechanism option is specified, the cover allows to hide the height-adjustable mechanism.

WHAT'S INCLUDED
1 panel cover and hardware.

WHAT'S EXCLUDED
Low or High Secondary Desk for Fixed or Height-Adjustable Worksurfaces.

NOTES
The end position must be specified next to a secondary desk gable in order to compensate its thickness creepage.

When Center Position (C) is specified, only the None Width Reduction (N) option is avalaible.

When End – Off-Module (E) or Full Secondary Desk Width Position (F) is specified, only the options End – 1 3/16" thick Secondary Desk (M) and End – 1 9/16" thick Secondary Desk (X) Width Reduction are avalaible.

Not all finishes are available as Xpress, Please see Xpress catalogue and/or specification software for details.

PRODUCT OPTIONS

Position	Width Reduction	In Front of Height-Adjustable Mechanism	Secondary Desk Height
C Center	**N** None	**Y** Yes	**H** High
E End – Off-Module	**M** End – 1 3/16" thick Secondary Desk		**L** Low
F Full Secondary Desk Width	**X** End – 1 9/16" thick Secondary Desk		

SAMPLE ORDER CODE

BSSCM C	N	Y	H

PRODUCT OPTIONS CONTINUED

Secondary Desk Depth	Width	Cover Finish
20, 24	18, 24, 30, 36, 42, 48, 54, 60, 66, 72, 78	Source Laminate Grade 2 Laminate (No Accents) Flintwood (No Cathedral)

SAMPLE ORDER CODE CONTINUED

24	72	3E

See Pricing on the following page.

Xpress

B S S C M

Open Section Cover – Secondary Desk (Continued)

DIMENSIONS INCHES / MM

PRICING

CENTER POSITION (C) or END – OFF MODULE POSITION (E)

D	W	LOW (L) Source Laminate	LOW (L) Grade 2 Laminate	LOW (L) Flintwood	HIGH (H) Source Laminate	HIGH (H) Grade 2 Laminate	HIGH (H) Flintwood
20 / 508	18 / 457	230	322	460	248	395	584
20 / 508	24 / 610	241	364	499	256	452	668
20 / 508	30 / 762	250	402	589	279	524	729
20 / 508	36 / 914	258	442	616	303	597	864
20 / 508	42 / 1067	271	486	687	319	662	950
20 / 508	48 / 1219	281	526	736	337	729	1072
20 / 508	54 / 1372	292	568	759	354	795	1169
20 / 508	60 / 1524	305	610	880	372	862	1268
20 / 508	66 / 1676	314	651	906	390	929	1303
20 / 508	72 / 1829	327	694	978	407	994	1341
20 / 508	78 / 1981	337	735	1088	425	1062	1379
24 / 610	18 / 457	230	322	460	248	395	584
24 / 610	24 / 610	241	364	499	256	452	668
24 / 610	30 / 762	250	402	589	279	524	729
24 / 610	36 / 914	258	442	616	303	597	864
24 / 610	42 / 1067	271	486	687	319	662	950
24 / 610	48 / 1219	281	526	736	337	729	1072
24 / 610	54 / 1372	292	568	759	354	795	1169
24 / 610	60 / 1524	305	610	880	372	862	1268
24 / 610	66 / 1676	314	651	906	390	929	1303
24 / 610	72 / 1829	327	694	978	407	994	1341
24 / 610	78 / 1981	337	735	1088	425	1062	1379

FULL SECONDARY DESK WIDTH POSITION (F)

		LOW (L) Source Laminate	LOW (L) Grade 2 Laminate	LOW (L) Flintwood	HIGH (H) Source Laminate	HIGH (H) Grade 2 Laminate	HIGH (H) Flintwood
20 / 508	60 / 1524	305	610	880	372	862	1268
20 / 508	66 / 1676	314	651	906	390	929	1303
20 / 508	72 / 1829	327	694	978	407	994	1341
20 / 508	78 / 1981	337	735	1088	425	1062	1379
24 / 610	60 / 1524	305	610	880	372	862	1268
24 / 610	66 / 1676	314	651	906	390	929	1303
24 / 610	72 / 1829	327	694	978	407	994	1341
24 / 610	78 / 1981	337	735	1088	425	1062	1379

reception

reception product map

B _ C R F Reception Desk Module – Straight

Page 1226

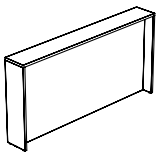

B _ C R L Reception Desk Module – L-Shaped

Page 1228

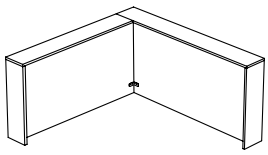

B _ C R U Reception Desk Module – U-Shaped

Page 1236

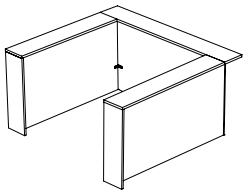

B _ C W G Main Worksurface with Two Gables – Reception Desk

Page 1298

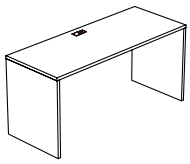

B _ C W L Main Worksurface with One Gable – Reception Desk

Page 1302

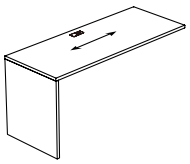

B _ C W U Main Worksurface – Reception Desk

Page 1306

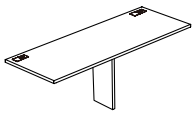

B _ C W R Cross Grain Return – Reception Desk

Page 1310

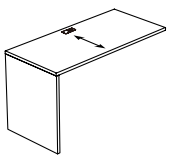

B C A T Reception Desk Element – Tackboard

Page 1312

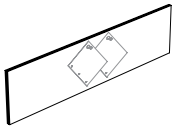

Xpress

B _ C R F
Reception Desk Module – Straight

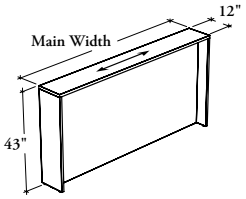

This Straight Reception Desk Module is assembled with specific reception desk worksurfaces or attached to standard desk to create an aesthetic reception area.

WHAT'S INCLUDED
1 worksuface piece (if 72" to 102" width is specified) or 2 worksufaces pieces (if 108" to 144" width is specified) with gables, 1 inset panel (if 72" to 84" width is specified) or 2 inset panels (if 90" to 144" width is specified), and mounting hardware.

WHAT'S EXCLUDED
Standard Desks, Main Worksurface with Two Gables – Reception Desk and Reception Desk Element – Tackboard.

NOTES
This reception desk has a 5 1/2" overhang in front of the workstation.

Not all Thickness, Finish, Style or Color options are available. Refer to the Application Guide for more details.

Not all product options are available as Xpress, Please see Xpress catalogue and/or specification software for details.

PRODUCT OPTIONS

Worksurface Thickness	Depth	Main Width	Worksurface Finish	Edge Trim Style	Edge Trim Finish	Gable Finish	Inset Panel Finish
M 1 3/16" **X** 1 9/16"	12	072, 078, 084, 090, 096, 102, 108, 114, 120, 126, 132, 138, 144	Foundation Laminate Grade 2 Laminate (No Accents) Flintwood (No Cathedral)	**6** Straight Trim (3mm) **8** Flat Trim (1.5mm) **9** Flintwood Flat Trim	Edge Trim Colors (for trim style 6 and 8)	Source Laminate Grade 2 Laminate (No Accents) Flintwood (No Cathedral)	Source Laminate Grade 2 Laminate (No Accents) Flintwood (No Cathedral)

SAMPLE ORDER CODE

BMCRF	12	132	2E	6	4E	3E	XS

DIMENSIONS
INCHES / MM

D	Mw
12 / 305	72 / 1839
12 / 305	78 / 1981
12 / 305	84 / 2134
12 / 305	90 / 2286
12 / 305	96 / 2438
12 / 305	102 / 2591
12 / 305	108 / 2743
12 / 305	114 / 2896
12 / 305	120 / 3048
12 / 305	126 / 3200
12 / 305	132 / 3353
12 / 305	138 / 3505
12 / 305	144 / 3658

PRICING

1 3/16" (M)

FOUNDATION LAMINATE			GRADE 2 LAMINATE			FLINTWOOD		
INSET PANEL FINISH								
Source Laminate	Grade 2 Laminate	Flintwood	Source Laminate	Grade 2 Laminate	Flintwood	Source Laminate	Grade 2 Laminate	Flintwood
1360	2411	2634	1861	2912	3135	2556	3607	3830
1441	2581	2755	1954	3094	3268	2685	3825	3999
1515	2742	2871	2040	3267	3396	2807	4034	4163
1683	2998	3853	2220	3535	4390	3026	4341	5196
1756	3158	3971	2306	3708	4521	3152	4554	5367
1844	3334	4098	2407	3897	4661	3555	5045	5809
1918	3496	4214	2493	4071	4789	3682	5260	5978
1995	3660	4337	2582	4247	4924	3808	5473	6150
2070	3822	4451	2670	4422	5051	3937	5689	6318
2146	3987	4568	2758	4599	5180	4057	5898	6479
2222	4150	4688	2846	4774	5312	4185	6113	6651
2297	4313	4803	2934	4950	5440	4317	6333	6823
2375	4478	4923	3024	5127	5572	4439	6542	6987

Pricing is continued on the following page.

Xpress

B _ C R F

Reception Desk Module – Straight (Continued)

DIMENSIONS INCHES / MM

PRICING

		1 9/16" (X)			
		FOUNDATION LAMINATE		FLINTWOOD	
		INSET PANEL FINISH			
D	Mw	Source Laminate	Flintwood	Source Laminate	Flintwood
12 / 305	72 / 1839	1554	2828	3280	4554
12 / 305	78 / 1981	1638	2952	3413	4727
12 / 305	84 / 2134	1722	3078	3546	4902
12 / 305	90 / 2286	1895	4065	3770	5940
12 / 305	96 / 2438	1977	4192	3901	6116
12 / 305	102 / 2591	2070	4324	4307	6561
12 / 305	108 / 2743	2155	4451	4439	6735
12 / 305	114 / 2896	2235	4577	4575	6917
12 / 305	120 / 3048	2318	4699	4706	7087
12 / 305	126 / 3200	2403	4825	4837	7259
12 / 305	132 / 3353	2484	4950	4968	7434
12 / 305	138 / 3505	2567	5073	5102	7608
12 / 305	144 / 3658	2649	5197	5233	7781

Xpress

B _ C R L
Reception Desk Module – L-Shaped

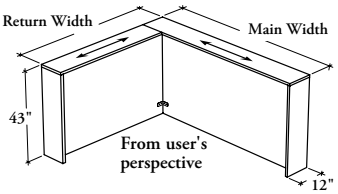

Left Configuration

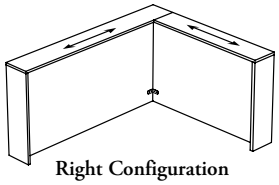

Right Configuration

This L-Shaped Reception Desk Module is assembled with specific reception desk worksurfaces or attached to standard desk to create an aesthetic reception area.

WHAT'S INCLUDED
1 main width worksurface (if main width 72" to 96") or 2 main width worksurfaces (if main width 102" to 144"), 1 return worksurface, 2 inset panels (if main width 72" to 84") or 3 inset panels (if main width 90" to 144"), 2 gables, 1 corner extrusion, and mounting hardware.

WHAT'S EXCLUDED
Standard Desks, Main Worksurface with One Gable, Cross Grain Return – Reception Desk and Reception Desk Element – Tackbaord.

NOTES
This reception desk has a 5 1/2" overhang in front of the workstation.

Left or right configuration is determined by side in the return width (from user's perspective).

Not all Thickness, Finish, Style or Color options are available. Refer to the Application Guide for more details.

Coordinate colors for corner extrusion are solid colors that can be used to match wood prints on inset panel. For details refer to the page 465.

Not all product options are available as Xpress, Please see Xpress catalogue and/or specification software for details.

PRODUCT OPTIONS

Worksurface Thickness	Depth	Main Width	Return Width	Configuration (from user's perspective)	Worksurface Finish	Edge Trim Style	Edge Trim Finish	Gable Finish	Inset Panel Finish	Corner Extrusion Finish
M 1 3/16" **X** 1 9/16"	12	072, 078, 084, 090, 096, 102, 108, 114, 120, 126, 132, 138, 144	24, 30, 36, 42, 48, 54, 60, 66, 72, 78, 84	**L** Left **R** Right	Foundation Laminate Grade 2 Laminate (No Accents) Flintwood (No Cathedral)	**6** Straight Trim (3mm) **8** Flat Trim (1.5mm) **9** Flintwood Flat Trim	Edge Trim Colors (for trim style 6 and 8)	Source Laminate Grade 2 Laminate (No Accents) Flintwood (No Cathedral)	Source Laminate Grade 2 Laminate (No Accents) Flintwood (No Cathedral)	**AC** Clear Anodized Foundation Mica Coordinate Colors

SAMPLE ORDER CODE

BMCRL	12	084	72	L	VZ	9		VZ	VZ	AC

DIMENSIONS – INCHES
FOR MM X 25.4

PRICING

D	Mw	Rw	1 3/16" (M) FOUNDATION LAMINATE INSET PANEL FINISH: Source Laminate	Grade 2 Laminate	Flintwood	GRADE 2 LAMINATE: Source Laminate	Grade 2 Laminate	Flintwood	FLINTWOOD: Source Laminate	Grade 2 Laminate	Flintwood
12	72	24	1715	3117	3790	2240	3642	4315	3392	4794	5467
12	72	30	1793	3283	3987	2331	3821	4525	3522	5012	5716
12	72	36	1867	3445	4219	2417	3995	4769	3648	5226	6000
12	72	42	1944	3609	4335	2506	4171	4897	3774	5439	6165
12	72	48	2019	3771	4456	2594	4346	5031	3901	5653	6338
12	72	54	2098	3939	4574	2685	4526	5161	4032	5873	6508
12	72	60	2170	4098	4688	2771	4699	5289	4152	6080	6670
12	72	66	2248	4264	4808	2861	4877	5421	4283	6299	6843
12	72	72	2322	4425	4925	2946	5049	5549	4404	6507	7007
12	72	78	2402	4593	5045	3039	5230	5682	4534	6725	7177
12	72	84	2475	4754	5164	3124	5403	5813	4660	6939	7349

Pricing is continued on the following page.

Xpress

B_CRL

Reception Desk Module – L-Shaped (Continued)

DIMENSIONS – INCHES
FOR MM X 25.4

PRICING

1 3/16" (M)

			FOUNDATION LAMINATE			GRADE 2 LAMINATE			FLINTWOOD		
			INSET PANEL FINISH								
D	Mw	Rw	Source Laminate	Grade 2 Laminate	Flintwood	Source Laminate	Grade 2 Laminate	Flintwood	Source Laminate	Grade 2 Laminate	Flintwood
12	78	24	1793	3283	3905	2331	3821	4443	3522	5012	5634
12	78	30	1867	3445	4103	2417	3995	4653	3648	5226	5884
12	78	36	1944	3609	4335	2506	4171	4897	3774	5439	6165
12	78	42	2019	3771	4456	2594	4346	5031	3901	5653	6338
12	78	48	2098	3939	4574	2685	4526	5161	4032	5873	6508
12	78	54	2170	4098	4688	2771	4699	5289	4152	6080	6670
12	78	60	2248	4264	4808	2861	4877	5421	4283	6299	6843
12	78	66	2322	4425	4925	2946	5049	5549	4404	6507	7007
12	78	72	2402	4593	5045	3039	5230	5682	4534	6725	7177
12	78	78	2475	4754	5164	3124	5403	5813	4660	6939	7349
12	78	84	2552	4918	5282	3214	5580	5944	4787	7153	7517
12	84	24	1867	3445	4024	2417	3995	4574	3648	5226	5805
12	84	30	1944	3609	4223	2506	4171	4785	3774	5439	6053
12	84	36	2019	3771	4456	2594	4346	5031	3901	5653	6338
12	84	42	2098	3939	4574	2685	4526	5161	4032	5873	6508
12	84	48	2170	4098	4688	2771	4699	5289	4152	6080	6670
12	84	54	2248	4264	4808	2861	4877	5421	4283	6299	6843
12	84	60	2322	4425	4925	2946	5049	5549	4404	6507	7007
12	84	66	2402	4593	5045	3039	5230	5682	4534	6725	7177
12	84	72	2475	4754	5164	3124	5403	5813	4660	6939	7349
12	84	78	2552	4918	5282	3214	5580	5944	4787	7153	7517
12	84	84	2626	5079	5400	3300	5753	6074	4914	7367	7688
12	90	24	2035	3700	5004	2598	4263	5567	3866	5531	6835
12	90	30	2109	3861	5202	2684	4436	5777	3990	5742	7083
12	90	36	2187	4028	5436	2775	4616	6024	4120	5961	7369
12	90	42	2262	4190	5553	2862	4790	6153	4243	6171	7534
12	90	48	2342	4358	5674	2955	4971	6287	4372	6388	7704
12	90	54	2414	4517	5791	3038	5141	6415	4495	6598	7872
12	90	60	2490	4681	5904	3126	5317	6540	4623	6814	8037
12	90	66	2565	4844	6023	3214	5493	6672	4749	7028	8207
12	90	72	2642	5008	6143	3303	5669	6804	4879	7245	8380
12	90	78	2715	5168	6259	3389	5842	6933	5003	7456	8547
12	90	84	2794	5336	6376	3481	6023	7063	5131	7673	8713
12	96	24	2109	3861	5121	2684	4436	5696	3990	5742	7002
12	96	30	2187	4028	5319	2775	4616	5907	4120	5961	7252
12	96	36	2262	4190	5553	2862	4790	6153	4243	6171	7534
12	96	42	2342	4358	5674	2955	4971	6287	4372	6388	7704
12	96	48	2414	4517	5791	3038	5141	6415	4495	6598	7872
12	96	54	2490	4681	5904	3126	5317	6540	4623	6814	8037
12	96	60	2565	4844	6023	3214	5493	6672	4749	7028	8207
12	96	66	2642	5008	6143	3303	5669	6804	4879	7245	8380
12	96	72	2715	5168	6259	3389	5842	6933	5003	7456	8547
12	96	78	2794	5336	6376	3481	6023	7063	5131	7673	8713
12	96	84	2872	5501	6500	3571	6200	7199	5257	7886	8885

Pricing is continued on the following page.

Xpress

B _ C R L

Reception Desk Module – L-Shaped (Continued)

DIMENSIONS – INCHES
FOR MM X 25.4

PRICING

			1 3/16" (M)								
			FOUNDATION LAMINATE			GRADE 2 LAMINATE			FLINTWOOD		
			INSET PANEL FINISH								
D	Mw	Rw	Source Laminate	Grade 2 Laminate	Flintwood	Source Laminate	Grade 2 Laminate	Flintwood	Source Laminate	Grade 2 Laminate	Flintwood
12	102	24	2195	4036	5247	2783	4624	5835	4394	6235	7446
12	102	30	2271	4199	5449	2871	4799	6049	4521	6449	7699
12	102	36	2348	4364	5680	2961	4977	6293	4647	6663	7979
12	102	42	2422	4525	5799	3046	5149	6423	4774	6877	8151
12	102	48	2501	4692	5915	3138	5329	6552	4899	7090	8313
12	102	54	2572	4851	6030	3221	5500	6679	5026	7305	8484
12	102	60	2651	5017	6152	3312	5678	6813	5155	7521	8656
12	102	66	2728	5181	6272	3402	5855	6946	5280	7733	8824
12	102	72	2800	5342	6382	3486	6028	7068	5405	7947	8987
12	102	78	2880	5509	6508	3579	6208	7207	5533	8162	9161
12	102	84	2954	5670	6620	3665	6381	7331	5661	8377	9327
12	108	24	2271	4199	5367	2871	4799	5967	4521	6449	7617
12	108	30	2348	4364	5566	2961	4977	6179	4647	6663	7865
12	108	36	2422	4525	5799	3046	5149	6423	4774	6877	8151
12	108	42	2501	4692	5915	3138	5329	6552	4899	7090	8313
12	108	48	2572	4851	6030	3221	5500	6679	5026	7305	8484
12	108	54	2651	5017	6152	3312	5678	6813	5155	7521	8656
12	108	60	2728	5181	6272	3402	5855	6946	5280	7733	8824
12	108	66	2800	5342	6382	3486	6028	7068	5405	7947	8987
12	108	72	2880	5509	6508	3579	6208	7207	5533	8162	9161
12	108	78	2954	5670	6620	3665	6381	7331	5661	8377	9327
12	108	84	3030	5834	6739	3753	6557	7462	5787	8591	9496
12	114	24	2348	4364	5483	2961	4977	6096	4647	6663	7782
12	114	30	2422	4525	5681	3046	5149	6305	4774	6877	8033
12	114	36	2501	4692	5915	3138	5329	6552	4899	7090	8313
12	114	42	2572	4851	6030	3221	5500	6679	5026	7305	8484
12	114	48	2651	5017	6152	3312	5678	6813	5155	7521	8656
12	114	54	2728	5181	6272	3402	5855	6946	5280	7733	8824
12	114	60	2800	5342	6382	3486	6028	7068	5405	7947	8987
12	114	66	2880	5509	6508	3579	6208	7207	5533	8162	9161
12	114	72	2954	5670	6620	3665	6381	7331	5661	8377	9327
12	114	78	3030	5834	6739	3753	6557	7462	5787	8591	9496
12	114	84	3104	5996	6854	3841	6733	7591	5913	8805	9663
12	120	24	2422	4525	5602	3046	5149	6226	4774	6877	7954
12	120	30	2501	4692	5800	3138	5329	6437	4899	7090	8198
12	120	36	2572	4851	6030	3221	5500	6679	5026	7305	8484
12	120	42	2651	5017	6152	3312	5678	6813	5155	7521	8656
12	120	48	2728	5181	6272	3402	5855	6946	5280	7733	8824
12	120	54	2800	5342	6382	3486	6028	7068	5405	7947	8987
12	120	60	2880	5509	6508	3579	6208	7207	5533	8162	9161
12	120	66	2954	5670	6620	3665	6381	7331	5661	8377	9327
12	120	72	3030	5834	6739	3753	6557	7462	5787	8591	9496
12	120	78	3104	5996	6854	3841	6733	7591	5913	8805	9663
12	120	84	3181	6161	6975	3930	6910	7724	6038	9018	9832

Pricing is continued on the following page.

Xpress

B_CRL

Reception Desk Module – L-Shaped (Continued)

DIMENSIONS – INCHES
FOR MM X 25.4

PRICING

1 3/16" (M)

			FOUNDATION LAMINATE			GRADE 2 LAMINATE			FLINTWOOD		
			INSET PANEL FINISH								
D	Mw	Rw	Source Laminate	Grade 2 Laminate	Flintwood	Source Laminate	Grade 2 Laminate	Flintwood	Source Laminate	Grade 2 Laminate	Flintwood
12	126	24	2501	4692	5722	3138	5329	6359	4899	7090	8120
12	126	30	2572	4851	5916	3221	5500	6565	5026	7305	8370
12	126	36	2651	5017	6152	3312	5678	6813	5155	7521	8656
12	126	42	2728	5181	6272	3402	5855	6946	5280	7733	8824
12	126	48	2800	5342	6382	3486	6028	7068	5405	7947	8987
12	126	54	2880	5509	6508	3579	6208	7207	5533	8162	9161
12	126	60	2954	5670	6620	3665	6381	7331	5661	8377	9327
12	126	66	3030	5834	6739	3753	6557	7462	5787	8591	9496
12	126	72	3104	5996	6854	3841	6733	7591	5913	8805	9663
12	126	78	3181	6161	6975	3930	6910	7724	6038	9018	9832
12	126	84	3258	6325	7090	4020	7087	7852	6166	9233	9998
12	132	24	2572	4851	5833	3221	5500	6482	5026	7305	8287
12	132	30	2651	5017	6035	3312	5678	6696	5155	7521	8539
12	132	36	2728	5181	6272	3402	5855	6946	5280	7733	8824
12	132	42	2800	5342	6382	3486	6028	7068	5405	7947	8987
12	132	48	2880	5509	6508	3579	6208	7207	5533	8162	9161
12	132	54	2954	5670	6620	3665	6381	7331	5661	8377	9327
12	132	60	3030	5834	6739	3753	6557	7462	5787	8591	9496
12	132	66	3104	5996	6854	3841	6733	7591	5913	8805	9663
12	132	72	3181	6161	6975	3930	6910	7724	6038	9018	9832
12	132	78	3258	6325	7090	4020	7087	7852	6166	9233	9998
12	132	84	3334	6488	7212	4108	7262	7986	6292	9446	10170
12	138	24	2651	5017	5955	3312	5678	6616	5155	7521	8459
12	138	30	2728	5181	6157	3402	5855	6831	5280	7733	8709
12	138	36	2800	5342	6382	3486	6028	7068	5405	7947	8987
12	138	42	2880	5509	6508	3579	6208	7207	5533	8162	9161
12	138	48	2954	5670	6620	3665	6381	7331	5661	8377	9327
12	138	54	3030	5834	6739	3753	6557	7462	5787	8591	9496
12	138	60	3104	5996	6854	3841	6733	7591	5913	8805	9663
12	138	66	3181	6161	6975	3930	6910	7724	6038	9018	9832
12	138	72	3258	6325	7090	4020	7087	7852	6166	9233	9998
12	138	78	3334	6488	7212	4108	7262	7986	6292	9446	10170
12	138	84	3409	6652	7327	4195	7438	8113	6419	9662	10337
12	144	24	2728	5181	6073	3402	5855	6747	5280	7733	8625
12	144	30	2800	5342	6269	3486	6028	6955	5405	7947	8874
12	144	36	2880	5509	6508	3579	6208	7207	5533	8162	9161
12	144	42	2954	5670	6620	3665	6381	7331	5661	8377	9327
12	144	48	3030	5834	6739	3753	6557	7462	5787	8591	9496
12	144	54	3104	5996	6854	3841	6733	7591	5913	8805	9663
12	144	60	3181	6161	6975	3930	6910	7724	6038	9018	9832
12	144	66	3258	6325	7090	4020	7087	7852	6166	9233	9998
12	144	72	3334	6488	7212	4108	7262	7986	6292	9446	10170
12	144	78	3409	6652	7327	4195	7438	8113	6419	9662	10337
12	144	84	3485	6815	7443	4284	7614	8242	6547	9877	10505

Pricing is continued on the following page.

Xpress

B _ C R L

Reception Desk Module – L-Shaped (Continued)

DIMENSIONS – INCHES
FOR MM X 25.4

PRICING

			1 9/16" (X)			
			FOUNDATION LAMINATE		FLINTWOOD	
			INSET PANEL FINISH			
D	Mw	Rw	Source Laminate	Flintwood	Source Laminate	Flintwood
12	72	24	1936	4011	4143	6218
12	72	30	2019	4213	4275	6469
12	72	36	2102	4454	4404	6756
12	72	42	2186	4577	4543	6934
12	72	48	2265	4702	4673	7110
12	72	54	2351	4827	4804	7280
12	72	60	2435	4953	4935	7453
12	72	66	2515	5075	5071	7631
12	72	72	2600	5203	5202	7805
12	72	78	2685	5328	5335	7978
12	72	84	2761	5450	5467	8156
12	78	24	2019	4131	4275	6387
12	78	30	2102	4338	4404	6640
12	78	36	2186	4577	4543	6934
12	78	42	2265	4702	4673	7110
12	78	48	2351	4827	4804	7280
12	78	54	2435	4953	4935	7453
12	78	60	2515	5075	5071	7631
12	78	66	2600	5203	5202	7805
12	78	72	2685	5328	5335	7978
12	78	78	2761	5450	5467	8156
12	78	84	2850	5580	5596	8326
12	84	24	2102	4259	4404	6561
12	84	30	2186	4465	4543	6822
12	84	36	2265	4702	4673	7110
12	84	42	2351	4827	4804	7280
12	84	48	2435	4953	4935	7453
12	84	54	2515	5075	5071	7631
12	84	60	2600	5203	5202	7805
12	84	66	2685	5328	5335	7978
12	84	72	2761	5450	5467	8156
12	84	78	2850	5580	5596	8326
12	84	84	2931	5705	5729	8503
12	90	24	2278	5247	4632	7601
12	90	30	2357	5450	4764	7857
12	90	36	2441	5690	4896	8145
12	90	42	2521	5812	5026	8317
12	90	48	2607	5939	5162	8494
12	90	54	2692	6069	5294	8671
12	90	60	2776	6190	5427	8841
12	90	66	2854	6312	5557	9015
12	90	72	2939	6440	5688	9189
12	90	78	3022	6566	5821	9365
12	90	84	3103	6685	5954	9536

Pricing is continued on the following page.

Xpress

B_CRL

Reception Desk Module – L-Shaped (Continued)

DIMENSIONS – INCHES
FOR MM X 25.4

PRICING

			1 9/16" (X)			
			FOUNDATION LAMINATE		FLINTWOOD	
			INSET PANEL FINISH			
D	Mw	Rw	Source Laminate	Flintwood	Source Laminate	Flintwood
12	96	24	2357	5369	4764	7776
12	96	30	2441	5573	4896	8028
12	96	36	2521	5812	5026	8317
12	96	42	2607	5939	5162	8494
12	96	48	2692	6069	5294	8671
12	96	54	2776	6190	5427	8841
12	96	60	2854	6312	5557	9015
12	96	66	2939	6440	5688	9189
12	96	72	3022	6566	5821	9365
12	96	78	3103	6685	5954	9536
12	96	84	3187	6815	6086	9714
12	102	24	2449	5501	5172	8224
12	102	30	2532	5710	5301	8479
12	102	36	2614	5946	5437	8769
12	102	42	2697	6074	5569	8946
12	102	48	2783	6197	5698	9112
12	102	54	2861	6319	5830	9288
12	102	60	2946	6447	5964	9465
12	102	66	3030	6574	6095	9639
12	102	72	3115	6697	6230	9812
12	102	78	3196	6824	6363	9991
12	102	84	3279	6945	6494	10160
12	108	24	2532	5628	5301	8397
12	108	30	2614	5832	5437	8655
12	108	36	2697	6074	5569	8946
12	108	42	2783	6197	5698	9112
12	108	48	2861	6319	5830	9288
12	108	54	2946	6447	5964	9465
12	108	60	3030	6574	6095	9639
12	108	66	3115	6697	6230	9812
12	108	72	3196	6824	6363	9991
12	108	78	3279	6945	6494	10160
12	108	84	3361	7070	6626	10335
12	114	24	2614	5749	5437	8572
12	114	30	2697	5956	5569	8828
12	114	36	2783	6197	5698	9112
12	114	42	2861	6319	5830	9288
12	114	48	2946	6447	5964	9465
12	114	54	3030	6574	6095	9639
12	114	60	3115	6697	6228	9810
12	114	66	3196	6824	6363	9991
12	114	72	3279	6945	6494	10160
12	114	78	3361	7070	6625	10334
12	114	84	3446	7196	6760	10510

Pricing is continued on the following page.

Xpress

B_CRL

Reception Desk Module – L-Shaped (Continued)

DIMENSIONS – INCHES
FOR MM X 25.4

PRICING

			1 9/16" (X)			
			FOUNDATION LAMINATE		FLINTWOOD	
			INSET PANEL FINISH			
D	Mw	Rw	Source Laminate	Flintwood	Source Laminate	Flintwood
12	120	24	2697	5877	5569	8749
12	120	30	2783	6082	5698	8997
12	120	36	2861	6319	5829	9287
12	120	42	2946	6447	5964	9465
12	120	48	3030	6574	6095	9639
12	120	54	3115	6697	6228	9810
12	120	60	3196	6824	6363	9991
12	120	66	3279	6945	6494	10160
12	120	72	3361	7070	6625	10334
12	120	78	3446	7196	6760	10510
12	120	84	3526	7320	6892	10686
12	126	24	2783	6004	5698	8919
12	126	30	2861	6205	5829	9173
12	126	36	2946	6447	5964	9465
12	126	42	3030	6574	6095	9639
12	126	48	3115	6697	6228	9810
12	126	54	3196	6824	6363	9991
12	126	60	3279	6945	6494	10160
12	126	66	3361	7070	6625	10334
12	126	72	3446	7196	6760	10510
12	126	78	3526	7320	6892	10686
12	126	84	3610	7442	7025	10857
12	132	24	2861	6122	5829	9090
12	132	30	2946	6330	5964	9348
12	132	36	3030	6574	6095	9639
12	132	42	3115	6697	6228	9810
12	132	48	3196	6824	6363	9991
12	132	54	3279	6945	6494	10160
12	132	60	3361	7070	6625	10334
12	132	66	3446	7196	6760	10510
12	132	72	3526	7320	6892	10686
12	132	78	3610	7442	7025	10857
12	132	84	3692	7570	7153	11031
12	138	24	2946	6250	5964	9268
12	138	30	3030	6459	6095	9524
12	138	36	3115	6697	6228	9810
12	138	42	3196	6824	6360	9988
12	138	48	3279	6945	6494	10160
12	138	54	3361	7070	6625	10334
12	138	60	3446	7196	6758	10508
12	138	66	3526	7320	6892	10686
12	138	72	3610	7442	7025	10857
12	138	78	3692	7570	7153	11031
12	138	84	3775	7693	7287	11205

Pricing is continued on the following page.

Xpress

B _ C R L

Reception Desk Module – L-Shaped (Continued)

DIMENSIONS – INCHES
FOR MM X 25.4

PRICING

			1 9/16" (X)			
			FOUNDATION LAMINATE		FLINTWOOD	
			INSET PANEL FINISH			
D	Mw	Rw	Source Laminate	Flintwood	Source Laminate	Flintwood
12	144	24	3030	6375	6095	9440
12	144	30	3115	6584	6228	9697
12	144	36	3196	6824	6360	9988
12	144	42	3279	6945	6494	10160
12	144	48	3361	7070	6625	10334
12	144	54	3446	7196	6758	10508
12	144	60	3526	7320	6892	10686
12	144	66	3610	7442	7025	10857
12	144	72	3692	7570	7153	11031
12	144	78	3775	7693	7287	11205
12	144	84	3857	7815	7420	11378

Xpress

B _ C R U
Reception Desk Module – U-Shaped

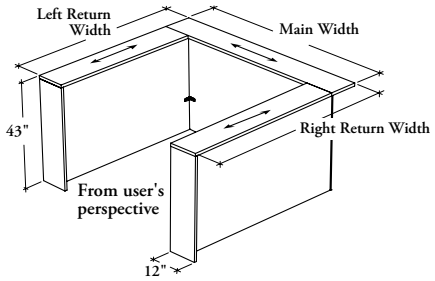

This U-Shaped Reception Desk Module is assembled with specific reception desk worksurfaces or attached to standard desk to create an aesthetic reception area.

WHAT'S INCLUDED
1 main width worksuface (if main width 84" to 90") or 2 main width worksufaces (if main width 96" to 144") , 2 return worksurfaces, 3 inset panels (if main width 84") or 4 inset panels (if main width 90" to 144"), 2 gables, 2 corner extrsions, and mounting hardware.

WHAT'S EXCLUDED
Standard Desks, Main Worksurface, Cross Grain Return – Reception Desk and Reception Desk Element – Tackboard.

NOTES
This reception desk has a 5 1/2" overhang in front of the workstation.

Not all Thickness, Finish, Style or Color options are available. Refer to the Application Guide for more details.

Coordinate colors for corner extrusion are solid colors that can be used to match wood prints on inset panel. For details refer to the page 465.

Not all product options are available as Xpress, Please see Xpress catalogue and/or specification software for details.

PRODUCT OPTIONS

Work-surface Thickness	Depth	Main Width	Left Return Width (from user's perspective)	Right Return Width (from user's perspective)	Work-surface Finish	Edge Trim Style	Edge Trim Finish	Gable Finish	Inset Panel Finish	Corner Extrusion Finish
M 1 3/16" **X** 1 9/16"	12	084, 090, 096, 102, 108, 114, 120, 126, 132, 138, 144	24, 30, 36, 42, 48, 54, 60, 66, 72, 78, 84	24, 30, 36, 42, 48, 54, 60, 66, 72, 78, 84	Foundation Laminate Grade 2 Laminate (No Accents) Flintwood (No Cathedral)	**6** Straight Trim (3mm) **8** Flat Trim (1.5mm) **9** Flintwood Flat Trim	Edge Trim Colors (for trim style 6 and 8)	Source Laminate Grade 2 Laminate (No Accents) Flintwood (No Cathedral)	Source Laminate Grade 2 Laminate (No Accents) Flintwood (No Cathedral)	**AC** Clear Anodized Foundation Mica Coordinate Colors

SAMPLE ORDER CODE

BMCRU	12	138	84	84	2D	6	4D	3D	XS	AC

DIMENSIONS – INCHES
FOR MM X 25.4

PRICING

D	Mw	LRw	RRw	1 3/16" (M) FOUNDATION LAMINATE INSET PANEL FINISH: Source Laminate	Grade 2 Laminate	Flintwood	GRADE 2 LAMINATE: Source Laminate	Grade 2 Laminate	Flintwood	FLINTWOOD: Source Laminate	Grade 2 Laminate	Flintwood
12	84	24	24	2222	4150	5176	2798	4726	5752	4509	6437	7463
12	84	24	30	2297	4313	5371	2872	4888	5946	4637	6653	7711
12	84	24	36	2375	4478	5608	2950	5053	6183	4765	6868	7998
12	84	24	42	2449	4640	5723	3024	5215	6298	4896	7087	8170
12	84	24	48	2523	4802	5842	3098	5377	6417	5023	7302	8342
12	84	24	54	2602	4968	5960	3177	5543	6535	5155	7521	8513
12	84	24	60	2680	5133	6081	3255	5708	6656	5282	7735	8683
12	84	24	66	2752	5294	6193	3327	5869	6768	5413	7955	8854
12	84	24	72	2829	5458	6314	3404	6033	6889	5539	8168	9024
12	84	24	78	2906	5622	6431	3481	6197	7006	5672	8388	9197
12	84	24	84	2983	5787	6553	3558	6362	7128	5798	8602	9368

Pricing is continued on the following page.

Xpress

B_CRU
Reception Desk Module – U-Shaped (Continued)

DIMENSIONS – INCHES
FOR MM X 25.4

PRICING

1 3/16" (M)

				FOUNDATION LAMINATE			GRADE 2 LAMINATE			FLINTWOOD		
				INSET PANEL FINISH								
D	Mw	LRw	RRw	Source Laminate	Grade 2 Laminate	Flintwood	Source Laminate	Grade 2 Laminate	Flintwood	Source Laminate	Grade 2 Laminate	Flintwood
12	84	30	24	2297	4313	5371	2897	4913	5971	4635	6651	7709
12	84	30	30	2375	4478	5573	2975	5078	6173	4761	6864	7959
12	84	30	36	2449	4640	5805	3049	5240	6405	4894	7085	8250
12	84	30	42	2523	4802	5922	3123	5402	6522	5022	7301	8421
12	84	30	48	2602	4968	6041	3202	5568	6641	5152	7518	8591
12	84	30	54	2680	5133	6160	3280	5733	6760	5280	7733	8760
12	84	30	60	2752	5294	6276	3352	5894	6876	5406	7948	8930
12	84	30	66	2829	5458	6395	3429	6058	6995	5538	8167	9104
12	84	30	72	2906	5622	6510	3506	6222	7110	5669	8385	9273
12	84	30	78	2983	5787	6632	3583	6387	7232	5795	8599	9444
12	84	30	84	3056	5948	6746	3656	6548	7346	5926	8818	9616
12	84	36	24	2375	4478	5608	2999	5102	6232	4760	6863	7993
12	84	36	30	2449	4640	5805	3073	5264	6429	4887	7078	8243
12	84	36	36	2523	4802	6034	3147	5426	6658	5020	7299	8531
12	84	36	42	2602	4968	6157	3226	5592	6781	5148	7514	8703
12	84	36	48	2680	5133	6277	3304	5757	6901	5274	7727	8871
12	84	36	54	2752	5294	6392	3376	5918	7016	5405	7947	9045
12	84	36	60	2829	5458	6511	3453	6082	7135	5534	8163	9216
12	84	36	66	2906	5622	6628	3530	6246	7252	5667	8383	9389
12	84	36	72	2983	5787	6749	3607	6411	7373	5794	8598	9560
12	84	36	78	3056	5948	6863	3680	6572	7487	5924	8816	9731
12	84	36	84	3132	6112	6981	3756	6736	7605	6055	9035	9904
12	84	42	24	2449	4640	5723	3098	5289	6372	4886	7077	8160
12	84	42	30	2523	4802	5922	3172	5451	6571	5016	7295	8415
12	84	42	36	2602	4968	6157	3251	5617	6806	5145	7511	8700
12	84	42	42	2680	5133	6277	3329	5782	6926	5271	7724	8868
12	84	42	48	2752	5294	6392	3401	5943	7041	5403	7945	9043
12	84	42	54	2829	5458	6511	3478	6107	7160	5533	8162	9215
12	84	42	60	2906	5622	6628	3555	6271	7277	5664	8380	9386
12	84	42	66	2983	5787	6749	3632	6436	7398	5791	8595	9557
12	84	42	72	3056	5948	6863	3704	6596	7511	5923	8815	9730
12	84	42	78	3132	6112	6981	3781	6761	7630	6049	9029	9898
12	84	42	84	3209	6276	7098	3858	6925	7747	6180	9247	10069
12	84	48	24	2523	4802	5842	3197	5476	6516	5013	7292	8332
12	84	48	30	2602	4968	6041	3276	5642	6715	5141	7507	8580
12	84	48	36	2680	5133	6277	3354	5807	6951	5268	7721	8865
12	84	48	42	2752	5294	6392	3426	5968	7066	5399	7941	9039
12	84	48	48	2829	5458	6511	3503	6132	7185	5531	8160	9213
12	84	48	54	2906	5622	6628	3580	6296	7302	5661	8377	9383
12	84	48	60	2983	5787	6749	3657	6461	7423	5789	8593	9555
12	84	48	66	3056	5948	6863	3729	6621	7536	5921	8813	9728
12	84	48	72	3132	6112	6981	3806	6786	7655	6047	9027	9896
12	84	48	78	3209	6276	7098	3883	6950	7772	6177	9244	10066
12	84	48	84	3285	6439	7215	3959	7113	7889	6306	9460	10236

Pricing is continued on the following page.

Xpress

B_CRU

Reception Desk Module – U-Shaped (Continued)

DIMENSIONS – INCHES
FOR MM X 25.4

PRICING

				1 3/16" (M)								
				FOUNDATION LAMINATE			GRADE 2 LAMINATE			FLINTWOOD		
				INSET PANEL FINISH								
D	Mw	LRw	RRw	Source Laminate	Grade 2 Laminate	Flintwood	Source Laminate	Grade 2 Laminate	Flintwood	Source Laminate	Grade 2 Laminate	Flintwood
12	84	54	24	2602	4968	5960	3301	5667	6659	5138	7504	8496
12	84	54	30	2680	5133	6160	3379	5832	6859	5267	7720	8747
12	84	54	36	2752	5294	6392	3451	5993	7091	5397	7939	9037
12	84	54	42	2829	5458	6511	3528	6157	7210	5529	8158	9211
12	84	54	48	2906	5622	6628	3605	6321	7327	5654	8370	9376
12	84	54	54	2983	5787	6749	3682	6486	7448	5787	8591	9553
12	84	54	60	3056	5948	6863	3754	6646	7561	5918	8810	9725
12	84	54	66	3132	6112	6981	3831	6811	7680	6042	9022	9891
12	84	54	72	3209	6276	7098	3908	6975	7797	6174	9241	10063
12	84	54	78	3285	6439	7215	3984	7138	7914	6301	9455	10231
12	84	54	84	3361	6604	7332	4060	7303	8031	6433	9676	10404
12	84	60	24	2680	5133	6081	3404	5857	6805	5264	7717	8665
12	84	60	30	2752	5294	6276	3476	6018	7000	5396	7938	8920
12	84	60	36	2829	5458	6511	3553	6182	7235	5524	8153	9206
12	84	60	42	2906	5622	6628	3630	6346	7352	5653	8369	9375
12	84	60	48	2983	5787	6749	3707	6511	7473	5781	8585	9547
12	84	60	54	3056	5948	6863	3779	6671	7586	5913	8805	9720
12	84	60	60	3132	6112	6981	3856	6836	7705	6041	9021	9890
12	84	60	66	3209	6276	7098	3933	7000	7822	6172	9239	10061
12	84	60	72	3285	6439	7215	4009	7163	7939	6300	9454	10230
12	84	60	78	3361	6604	7332	4085	7328	8056	6430	9673	10401
12	84	60	84	3437	6767	7451	4161	7491	8175	6560	9890	10574
12	84	66	24	2752	5294	6193	3501	6043	6942	5392	7934	8833
12	84	66	30	2829	5458	6395	3578	6207	7144	5522	8151	9088
12	84	66	36	2906	5622	6628	3655	6371	7377	5649	8365	9371
12	84	66	42	2983	5787	6749	3732	6536	7498	5780	8584	9546
12	84	66	48	3056	5948	6863	3804	6696	7611	5908	8800	9715
12	84	66	54	3132	6112	6981	3881	6861	7730	6038	9018	9887
12	84	66	60	3209	6276	7098	3958	7025	7847	6171	9238	10060
12	84	66	66	3285	6439	7215	4034	7188	7964	6297	9451	10227
12	84	66	72	3361	6604	7332	4110	7353	8081	6429	9672	10400
12	84	66	78	3437	6767	7451	4186	7516	8200	6556	9886	10570
12	84	66	84	3511	6928	7564	4260	7677	8313	6687	10104	10740
12	84	72	24	2829	5458	6314	3603	6232	7088	5520	8149	9005
12	84	72	30	2906	5622	6510	3680	6396	7284	5647	8363	9251
12	84	72	36	2983	5787	6749	3756	6560	7522	5775	8579	9541
12	84	72	42	3056	5948	6863	3829	6721	7636	5906	8798	9713
12	84	72	48	3132	6112	6981	3906	6886	7755	6035	9015	9884
12	84	72	54	3209	6276	7098	3983	7050	7872	6166	9233	10055
12	84	72	60	3285	6439	7215	4059	7213	7989	6295	9449	10225
12	84	72	66	3361	6604	7332	4135	7378	8106	6425	9668	10396
12	84	72	72	3437	6767	7451	4211	7541	8225	6555	9885	10569
12	84	72	78	3511	6928	7564	4285	7702	8338	6684	10101	10737
12	84	72	84	3587	7092	7685	4361	7866	8459	6811	10316	10909

Pricing is continued on the following page.

Xpress

B_CRU
Reception Desk Module – U-Shaped (Continued)

DIMENSIONS – INCHES
FOR MM X 25.4

PRICING

1 3/16" (M)

				FOUNDATION LAMINATE			GRADE 2 LAMINATE			FLINTWOOD		
				INSET PANEL FINISH								
D	Mw	LRw	RRw	Source Laminate	Grade 2 Laminate	Flintwood	Source Laminate	Grade 2 Laminate	Flintwood	Source Laminate	Grade 2 Laminate	Flintwood
12	84	78	24	2906	5622	6431	3704	6420	7229	5644	8360	9169
12	84	78	30	2983	5787	6632	3781	6585	7430	5774	8578	9423
12	84	78	36	3056	5948	6863	3854	6746	7661	5904	8796	9711
12	84	78	42	3132	6112	6981	3931	6911	7780	6033	9013	9882
12	84	78	48	3209	6276	7098	4008	7075	7897	6164	9231	10053
12	84	78	54	3285	6439	7215	4084	7238	8014	6292	9446	10222
12	84	78	60	3361	6604	7332	4160	7403	8131	6422	9665	10393
12	84	78	66	3437	6767	7451	4236	7566	8250	6550	9880	10564
12	84	78	72	3511	6928	7564	4310	7727	8363	6683	10100	10736
12	84	78	78	3587	7092	7685	4386	7891	8484	6809	10314	10907
12	84	78	84	3665	7258	7804	4464	8057	8603	6939	10532	11078
12	84	84	24	2983	5787	6553	3806	6610	7376	5771	8575	9341
12	84	84	30	3056	5948	6746	3879	6771	7569	5902	8794	9592
12	84	84	36	3132	6112	6981	3956	6936	7805	6031	9011	9880
12	84	84	42	3209	6276	7098	4033	7100	7922	6160	9227	10049
12	84	84	48	3285	6439	7215	4109	7263	8039	6290	9444	10220
12	84	84	54	3361	6604	7332	4185	7428	8156	6419	9662	10390
12	84	84	60	3437	6767	7451	4261	7591	8275	6549	9879	10563
12	84	84	66	3511	6928	7564	4335	7752	8388	6677	10094	10730
12	84	84	72	3587	7092	7685	4411	7916	8509	6807	10312	10905
12	84	84	78	3665	7258	7804	4489	8082	8628	6938	10531	11077
12	84	84	84	3740	7421	7923	4564	8245	8747	7066	10747	11249
12	90	24	24	2388	4404	6156	2975	4991	6743	4727	6743	8495
12	90	24	30	2466	4569	6360	3053	5156	6947	4854	6957	8748
12	90	24	36	2544	4735	6590	3131	5322	7177	4984	7175	9030
12	90	24	42	2614	4893	6703	3201	5480	7290	5114	7393	9203
12	90	24	48	2694	5060	6828	3281	5647	7415	5242	7608	9376
12	90	24	54	2767	5220	6942	3355	5808	7530	5368	7821	9543
12	90	24	60	2843	5385	7059	3431	5973	7647	5498	8040	9714
12	90	24	66	2920	5549	7176	3508	6137	7764	5631	8260	9887
12	90	24	72	2997	5713	7293	3585	6301	7881	5756	8472	10052
12	90	24	78	3072	5876	7411	3660	6464	7999	5884	8688	10223
12	90	24	84	3148	6040	7530	3736	6628	8118	6016	8908	10398
12	90	30	24	2466	4569	6360	3078	5181	6972	4852	6955	8746
12	90	30	30	2544	4735	6555	3156	5347	7167	4981	7172	8992
12	90	30	36	2614	4893	6785	3226	5505	7397	5108	7387	9279
12	90	30	42	2694	5060	6904	3306	5672	7516	5241	7607	9451
12	90	30	48	2767	5220	7021	3380	5833	7634	5365	7818	9619
12	90	30	54	2843	5385	7137	3456	5998	7750	5496	8038	9790
12	90	30	60	2920	5549	7255	3533	6162	7868	5625	8254	9960
12	90	30	66	2997	5713	7376	3610	6326	7989	5753	8469	10132
12	90	30	72	3072	5876	7493	3685	6489	8106	5883	8687	10304
12	90	30	78	3148	6040	7611	3761	6653	8224	6014	8906	10477
12	90	30	84	3224	6204	7729	3837	6817	8342	6143	9123	10648

Pricing is continued on the following page.

Xpress

B_CRU

Reception Desk Module – U-Shaped (Continued)

DIMENSIONS – INCHES
FOR MM X 25.4

PRICING

1 3/16" (M)

				FOUNDATION LAMINATE			GRADE 2 LAMINATE			FLINTWOOD		
				INSET PANEL FINISH								
D	Mw	LRw	RRw	Source Laminate	Grade 2 Laminate	Flintwood	Source Laminate	Grade 2 Laminate	Flintwood	Source Laminate	Grade 2 Laminate	Flintwood
12	90	36	24	2544	4735	6590	3180	5371	7226	4980	7171	9026
12	90	36	30	2614	4893	6785	3250	5529	7421	5107	7386	9278
12	90	36	36	2694	5060	7021	3330	5696	7657	5234	7600	9561
12	90	36	42	2767	5220	7137	3404	5857	7774	5364	7817	9734
12	90	36	48	2843	5385	7255	3480	6022	7892	5492	8034	9904
12	90	36	54	2920	5549	7372	3557	6186	8009	5623	8252	10075
12	90	36	60	2997	5713	7489	3634	6350	8126	5751	8467	10243
12	90	36	66	3072	5876	7608	3709	6513	8245	5881	8685	10417
12	90	36	72	3148	6040	7725	3785	6677	8362	6013	8905	10590
12	90	36	78	3224	6204	7844	3860	6840	8480	6140	9120	10760
12	90	36	84	3299	6366	7960	3935	7002	8596	6270	9337	10931
12	90	42	24	2614	4893	6703	3275	5554	7364	5102	7381	9191
12	90	42	30	2694	5060	6904	3355	5721	7565	5233	7599	9443
12	90	42	36	2767	5220	7137	3429	5882	7799	5360	7813	9730
12	90	42	42	2843	5385	7255	3505	6047	7917	5491	8033	9903
12	90	42	48	2920	5549	7372	3582	6211	8034	5620	8249	10072
12	90	42	54	2997	5713	7489	3659	6375	8151	5750	8466	10242
12	90	42	60	3072	5876	7608	3734	6538	8270	5877	8681	10413
12	90	42	66	3148	6040	7725	3810	6702	8387	6010	8902	10587
12	90	42	72	3224	6204	7844	3885	6865	8505	6136	9116	10756
12	90	42	78	3299	6366	7960	3960	7027	8621	6268	9335	10929
12	90	42	84	3377	6531	8081	4038	7192	8742	6395	9549	11099
12	90	48	24	2694	5060	6828	3380	5746	7514	5231	7597	9365
12	90	48	30	2767	5220	7021	3454	5907	7708	5358	7811	9612
12	90	48	36	2843	5385	7255	3530	6072	7942	5487	8029	9899
12	90	48	42	2920	5549	7372	3607	6236	8059	5619	8248	10071
12	90	48	48	2997	5713	7489	3684	6400	8176	5745	8461	10237
12	90	48	54	3072	5876	7608	3759	6563	8295	5876	8680	10412
12	90	48	60	3148	6040	7725	3834	6726	8411	6008	8900	10585
12	90	48	66	3224	6204	7844	3910	6890	8530	6134	9114	10754
12	90	48	72	3299	6366	7960	3985	7052	8646	6266	9333	10927
12	90	48	78	3377	6531	8081	4063	7217	8767	6393	9547	11097
12	90	48	84	3453	6696	8195	4139	7382	8881	6523	9766	11265
12	90	54	24	2767	5220	6942	3479	5932	7654	5355	7808	9530
12	90	54	30	2843	5385	7137	3555	6097	7849	5486	8028	9780
12	90	54	36	2920	5549	7372	3632	6261	8084	5616	8245	10068
12	90	54	42	2997	5713	7489	3709	6425	8201	5744	8460	10236
12	90	54	48	3072	5876	7608	3784	6588	8320	5874	8678	10410
12	90	54	54	3148	6040	7725	3859	6751	8436	6003	8895	10580
12	90	54	60	3224	6204	7844	3935	6915	8555	6133	9113	10753
12	90	54	66	3299	6366	7960	4010	7077	8671	6262	9329	10923
12	90	54	72	3377	6531	8081	4088	7242	8792	6391	9545	11095
12	90	54	78	3453	6696	8195	4164	7407	8906	6520	9763	11262
12	90	54	84	3526	6856	8313	4237	7567	9024	6650	9980	11437

Pricing is continued on the following page.

Xpress

B_CRU
Reception Desk Module – U-Shaped (Continued)

DIMENSIONS – INCHES
FOR MM X 25.4

PRICING

1 3/16" (M)

				FOUNDATION LAMINATE			GRADE 2 LAMINATE			FLINTWOOD		
				INSET PANEL FINISH								
D	Mw	LRw	RRw	Source Laminate	Grade 2 Laminate	Flintwood	Source Laminate	Grade 2 Laminate	Flintwood	Source Laminate	Grade 2 Laminate	Flintwood
12	90	60	24	2843	5385	7059	3580	6122	7796	5484	8026	9700
12	90	60	30	2920	5549	7255	3657	6286	7992	5615	8244	9950
12	90	60	36	2997	5713	7489	3734	6450	8226	5741	8457	10233
12	90	60	42	3072	5876	7608	3808	6612	8344	5873	8677	10409
12	90	60	48	3148	6040	7725	3884	6776	8461	6001	8893	10578
12	90	60	54	3224	6204	7844	3960	6940	8580	6128	9108	10748
12	90	60	60	3299	6366	7960	4035	7102	8696	6261	9328	10922
12	90	60	66	3377	6531	8081	4113	7267	8817	6388	9542	11092
12	90	60	72	3453	6696	8195	4189	7432	8931	6519	9762	11261
12	90	60	78	3526	6856	8313	4262	7592	9049	6647	9977	11434
12	90	60	84	3603	7020	8432	4339	7756	9168	6779	10196	11608
12	90	66	24	2920	5549	7176	3682	6311	7938	5608	8237	9864
12	90	66	30	2997	5713	7376	3759	6475	8138	5740	8456	10119
12	90	66	36	3072	5876	7608	3833	6637	8369	5869	8673	10405
12	90	66	42	3148	6040	7725	3909	6801	8486	5996	8888	10573
12	90	66	48	3224	6204	7844	3985	6965	8605	6127	9107	10747
12	90	66	54	3299	6366	7960	4060	7127	8721	6255	9322	10916
12	90	66	60	3377	6531	8081	4138	7292	8842	6386	9540	11090
12	90	66	66	3453	6696	8195	4214	7457	8956	6517	9760	11259
12	90	66	72	3526	6856	8313	4287	7617	9074	6646	9976	11433
12	90	66	78	3603	7020	8432	4364	7781	9193	6777	10194	11606
12	90	66	84	3681	7186	8551	4442	7947	9312	6900	10405	11770
12	90	72	24	2997	5713	7293	3784	6500	8080	5737	8453	10033
12	90	72	30	3072	5876	7493	3858	6662	8279	5868	8672	10289
12	90	72	36	3148	6040	7725	3934	6826	8511	5994	8886	10571
12	90	72	42	3224	6204	7844	4010	6990	8630	6125	9105	10745
12	90	72	48	3299	6366	7960	4085	7152	8746	6254	9321	10915
12	90	72	54	3377	6531	8081	4163	7317	8867	6381	9535	11085
12	90	72	60	3453	6696	8195	4239	7482	8981	6515	9758	11257
12	90	72	66	3526	6856	8313	4312	7642	9099	6644	9974	11431
12	90	72	72	3603	7020	8432	4389	7806	9218	6771	10188	11600
12	90	72	78	3681	7186	8551	4467	7972	9337	6897	10402	11767
12	90	72	84	3758	7351	8672	4544	8137	9458	7029	10622	11943
12	90	78	24	3072	5876	7411	3883	6687	8222	5862	8666	10201
12	90	78	30	3148	6040	7611	3959	6851	8422	5992	8884	10455
12	90	78	36	3224	6204	7844	4035	7015	8655	6120	9100	10740
12	90	78	42	3299	6366	7960	4110	7177	8771	6251	9318	10912
12	90	78	48	3377	6531	8081	4188	7342	8892	6379	9533	11083
12	90	78	54	3453	6696	8195	4264	7507	9006	6511	9754	11253
12	90	78	60	3526	6856	8313	4337	7667	9124	6642	9972	11429
12	90	78	66	3603	7020	8432	4414	7831	9243	6767	10184	11596
12	90	78	72	3681	7186	8551	4492	7997	9362	6896	10401	11766
12	90	78	78	3758	7351	8672	4569	8162	9483	7028	10621	11942
12	90	78	84	3830	7511	8782	4642	8323	9594	7157	10838	12109

Pricing is continued on the following page.

Xpress

B_CRU

Reception Desk Module – U-Shaped (Continued)

DIMENSIONS – INCHES
FOR MM X 25.4

PRICING

				1 3/16" (M)								
				FOUNDATION LAMINATE			GRADE 2 LAMINATE			FLINTWOOD		
				INSET PANEL FINISH								
D	Mw	LRw	RRw	Source Laminate	Grade 2 Laminate	Flintwood	Source Laminate	Grade 2 Laminate	Flintwood	Source Laminate	Grade 2 Laminate	Flintwood
12	90	84	24	3148	6040	7530	3984	6876	8366	5990	8882	10372
12	90	84	30	3224	6204	7729	4060	7040	8565	6119	9099	10624
12	90	84	36	3299	6366	7960	4135	7202	8796	6250	9317	10911
12	90	84	42	3377	6531	8081	4213	7367	8917	6377	9531	11081
12	90	84	48	3453	6696	8195	4289	7532	9031	6510	9753	11252
12	90	84	54	3526	6856	8313	4362	7692	9149	6637	9967	11424
12	90	84	60	3603	7020	8432	4439	7856	9268	6766	10183	11595
12	90	84	66	3681	7186	8551	4517	8022	9387	6894	10399	11764
12	90	84	72	3758	7351	8672	4594	8187	9508	7026	10619	11940
12	90	84	78	3830	7511	8782	4666	8347	9618	7153	10834	12105
12	90	84	84	3907	7675	8900	4743	8511	9736	7283	11051	12276
12	96	24	24	2466	4569	6279	3066	5169	6879	4852	6955	8665
12	96	24	30	2544	4735	6474	3144	5335	7074	4981	7172	8911
12	96	24	36	2614	4893	6703	3214	5493	7303	5108	7387	9197
12	96	24	42	2694	5060	6828	3294	5660	7428	5241	7607	9375
12	96	24	48	2767	5220	6942	3368	5821	7543	5365	7818	9540
12	96	24	54	2843	5385	7059	3443	5985	7659	5496	8038	9712
12	96	24	60	2920	5549	7176	3520	6149	7776	5625	8254	9881
12	96	24	66	2997	5713	7293	3597	6313	7893	5753	8469	10049
12	96	24	72	3072	5876	7411	3672	6476	8011	5883	8687	10222
12	96	24	78	3148	6040	7530	3748	6640	8130	6014	8906	10396
12	96	24	84	3224	6204	7649	3824	6804	8249	6143	9123	10568
12	96	30	24	2544	4735	6474	3168	5359	7098	4980	7171	8910
12	96	30	30	2614	4893	6666	3238	5517	7290	5107	7386	9159
12	96	30	36	2694	5060	6904	3318	5684	7528	5234	7600	9444
12	96	30	42	2767	5220	7021	3391	5844	7645	5364	7817	9618
12	96	30	48	2843	5385	7137	3467	6009	7761	5492	8034	9786
12	96	30	54	2920	5549	7255	3544	6173	7879	5623	8252	9958
12	96	30	60	2997	5713	7376	3621	6337	8000	5751	8467	10130
12	96	30	66	3072	5876	7493	3696	6500	8117	5881	8685	10302
12	96	30	72	3148	6040	7611	3772	6664	8235	6013	8905	10476
12	96	30	78	3224	6204	7729	3848	6828	8353	6140	9120	10645
12	96	30	84	3299	6366	7845	3923	6990	8469	6270	9337	10816
12	96	36	24	2614	4893	6703	3262	5541	7351	5102	7381	9191
12	96	36	30	2694	5060	6904	3343	5709	7553	5233	7599	9443
12	96	36	36	2767	5220	7137	3416	5869	7786	5360	7813	9730
12	96	36	42	2843	5385	7255	3492	6034	7904	5491	8033	9903
12	96	36	48	2920	5549	7372	3569	6198	8021	5620	8249	10072
12	96	36	54	2997	5713	7489	3646	6362	8138	5750	8466	10242
12	96	36	60	3072	5876	7608	3721	6525	8257	5877	8681	10413
12	96	36	66	3148	6040	7725	3797	6689	8374	6010	8902	10587
12	96	36	72	3224	6204	7844	3873	6853	8493	6136	9116	10756
12	96	36	78	3299	6366	7960	3948	7015	8609	6268	9335	10929
12	96	36	84	3377	6531	8081	4026	7180	8730	6395	9549	11099

Pricing is continued on the following page.

Xpress

B_CRU
Reception Desk Module – U-Shaped (Continued)

DIMENSIONS – INCHES
FOR MM X 25.4

PRICING

1 3/16" (M)

				FOUNDATION LAMINATE			GRADE 2 LAMINATE			FLINTWOOD		
				INSET PANEL FINISH								
D	Mw	LRw	RRw	Source Laminate	Grade 2 Laminate	Flintwood	Source Laminate	Grade 2 Laminate	Flintwood	Source Laminate	Grade 2 Laminate	Flintwood
12	96	42	24	2694	5060	6828	3368	5734	7502	5231	7597	9365
12	96	42	30	2767	5220	7021	3441	5894	7695	5358	7811	9612
12	96	42	36	2843	5385	7255	3517	6059	7929	5487	8029	9899
12	96	42	42	2920	5549	7372	3594	6223	8046	5619	8248	10071
12	96	42	48	2997	5713	7489	3671	6387	8163	5745	8461	10237
12	96	42	54	3072	5876	7608	3746	6550	8282	5876	8680	10412
12	96	42	60	3148	6040	7725	3822	6714	8399	6008	8900	10585
12	96	42	66	3224	6204	7844	3898	6878	8518	6134	9114	10754
12	96	42	72	3299	6366	7960	3973	7040	8634	6266	9333	10927
12	96	42	78	3377	6531	8081	4051	7205	8755	6393	9547	11097
12	96	42	84	3453	6696	8195	4127	7370	8869	6523	9766	11265
12	96	48	24	2767	5220	6942	3466	5919	7641	5355	7808	9530
12	96	48	30	2843	5385	7137	3542	6084	7836	5486	8028	9780
12	96	48	36	2920	5549	7372	3619	6248	8071	5616	8245	10068
12	96	48	42	2997	5713	7489	3696	6412	8188	5744	8460	10236
12	96	48	48	3072	5876	7608	3771	6575	8307	5874	8678	10410
12	96	48	54	3148	6040	7725	3847	6739	8424	6003	8895	10580
12	96	48	60	3224	6204	7844	3923	6903	8543	6133	9113	10753
12	96	48	66	3299	6366	7960	3998	7065	8659	6262	9329	10923
12	96	48	72	3377	6531	8081	4076	7230	8780	6391	9545	11095
12	96	48	78	3453	6696	8195	4152	7395	8894	6520	9763	11262
12	96	48	84	3526	6856	8313	4224	7554	9011	6650	9980	11437
12	96	54	24	2843	5385	7059	3567	6109	7783	5484	8026	9700
12	96	54	30	2920	5549	7255	3644	6273	7979	5615	8244	9950
12	96	54	36	2997	5713	7489	3721	6437	8213	5741	8457	10233
12	96	54	42	3072	5876	7608	3796	6600	8332	5873	8677	10409
12	96	54	48	3148	6040	7725	3872	6764	8449	6001	8893	10578
12	96	54	54	3224	6204	7844	3948	6928	8568	6128	9108	10748
12	96	54	60	3299	6366	7960	4023	7090	8684	6261	9328	10922
12	96	54	66	3377	6531	8081	4101	7255	8805	6388	9542	11092
12	96	54	72	3453	6696	8195	4177	7420	8919	6519	9762	11261
12	96	54	78	3526	6856	8313	4249	7579	9036	6647	9977	11434
12	96	54	84	3603	7020	8432	4326	7743	9155	6779	10196	11608
12	96	60	24	2920	5549	7176	3669	6298	7925	5608	8237	9864
12	96	60	30	2997	5713	7376	3746	6462	8125	5740	8456	10119
12	96	60	36	3072	5876	7608	3821	6625	8357	5869	8673	10405
12	96	60	42	3148	6040	7725	3897	6789	8474	5996	8888	10573
12	96	60	48	3224	6204	7844	3973	6953	8593	6127	9107	10747
12	96	60	54	3299	6366	7960	4048	7115	8709	6255	9322	10916
12	96	60	60	3377	6531	8081	4126	7280	8830	6386	9540	11090
12	96	60	66	3453	6696	8195	4202	7445	8944	6517	9760	11259
12	96	60	72	3526	6856	8313	4274	7604	9061	6646	9976	11433
12	96	60	78	3603	7020	8432	4351	7768	9180	6777	10194	11606
12	96	60	84	3681	7186	8551	4429	7934	9299	6900	10405	11770

Pricing is continued on the following page.

Xpress

B_CRU

Reception Desk Module – U-Shaped (Continued)

DIMENSIONS – INCHES
FOR MM X 25.4

PRICING

1 3/16" (M)

				FOUNDATION LAMINATE			GRADE 2 LAMINATE			FLINTWOOD		
				INSET PANEL FINISH								
D	Mw	LRw	RRw	Source Laminate	Grade 2 Laminate	Flintwood	Source Laminate	Grade 2 Laminate	Flintwood	Source Laminate	Grade 2 Laminate	Flintwood
12	96	66	24	2997	5713	7293	3771	6487	8067	5737	8453	10033
12	96	66	30	3072	5876	7493	3846	6650	8267	5868	8672	10289
12	96	66	36	3148	6040	7725	3922	6814	8499	5994	8886	10571
12	96	66	42	3224	6204	7844	3998	6978	8618	6125	9105	10745
12	96	66	48	3299	6366	7960	4073	7140	8734	6254	9321	10915
12	96	66	54	3377	6531	8081	4151	7305	8855	6381	9535	11085
12	96	66	60	3453	6696	8195	4227	7470	8969	6515	9758	11257
12	96	66	66	3526	6856	8313	4299	7629	9086	6644	9974	11431
12	96	66	72	3603	7020	8432	4376	7793	9205	6771	10188	11600
12	96	66	78	3681	7186	8551	4454	7959	9324	6897	10402	11767
12	96	66	84	3758	7351	8672	4531	8124	9445	7029	10622	11943
12	96	72	24	3072	5876	7411	3871	6675	8210	5862	8666	10201
12	96	72	30	3148	6040	7611	3947	6839	8410	5992	8884	10455
12	96	72	36	3224	6204	7844	4023	7003	8643	6120	9100	10740
12	96	72	42	3299	6366	7960	4098	7165	8759	6251	9318	10912
12	96	72	48	3377	6531	8081	4176	7330	8880	6379	9533	11083
12	96	72	54	3453	6696	8195	4252	7495	8994	6511	9754	11253
12	96	72	60	3526	6856	8313	4324	7654	9111	6642	9972	11429
12	96	72	66	3603	7020	8432	4401	7818	9230	6767	10184	11596
12	96	72	72	3681	7186	8551	4479	7984	9349	6896	10401	11766
12	96	72	78	3758	7351	8672	4556	8149	9470	7028	10621	11942
12	96	72	84	3830	7511	8782	4629	8310	9581	7157	10838	12109
12	96	78	24	3148	6040	7530	3972	6864	8354	5990	8882	10372
12	96	78	30	3224	6204	7729	4048	7028	8553	6119	9099	10624
12	96	78	36	3299	6366	7960	4123	7190	8784	6250	9317	10911
12	96	78	42	3377	6531	8081	4201	7355	8905	6377	9531	11081
12	96	78	48	3453	6696	8195	4276	7519	9018	6510	9753	11252
12	96	78	54	3526	6856	8313	4349	7679	9136	6637	9967	11424
12	96	78	60	3603	7020	8432	4426	7843	9255	6766	10183	11595
12	96	78	66	3681	7186	8551	4504	8009	9374	6894	10399	11764
12	96	78	72	3758	7351	8672	4581	8174	9495	7026	10619	11940
12	96	78	78	3830	7511	8782	4654	8335	9606	7153	10834	12105
12	96	78	84	3907	7675	8900	4731	8499	9724	7283	11051	12276
12	96	84	24	3224	6204	7649	4073	7053	8498	6117	9097	10542
12	96	84	30	3299	6366	7845	4148	7215	8694	6246	9313	10792
12	96	84	36	3377	6531	8081	4226	7380	8930	6376	9530	11080
12	96	84	42	3453	6696	8195	4301	7544	9043	6504	9747	11246
12	96	84	48	3526	6856	8313	4374	7704	9161	6635	9965	11422
12	96	84	54	3603	7020	8432	4451	7868	9280	6762	10179	11591
12	96	84	60	3681	7186	8551	4529	8034	9399	6893	10398	11763
12	96	84	66	3758	7351	8672	4606	8199	9520	7022	10615	11936
12	96	84	72	3830	7511	8782	4679	8360	9631	7151	10832	12103
12	96	84	78	3907	7675	8900	4756	8524	9749	7281	11049	12274
12	96	84	84	3985	7840	9025	4834	8689	9874	7409	11264	12449

Pricing is continued on the following page.

Xpress

B_CRU
Reception Desk Module – U-Shaped (Continued)

DIMENSIONS – INCHES
FOR MM X 25.4

PRICING

1 3/16" (M)

				FOUNDATION LAMINATE			GRADE 2 LAMINATE			FLINTWOOD		
				INSET PANEL FINISH								
D	Mw	LRw	RRw	Source Laminate	Grade 2 Laminate	Flintwood	Source Laminate	Grade 2 Laminate	Flintwood	Source Laminate	Grade 2 Laminate	Flintwood
12	102	24	24	2549	4740	6400	3162	5353	7013	5255	7446	9106
12	102	24	30	2624	4903	6596	3236	5515	7208	5382	7661	9354
12	102	24	36	2700	5066	6834	3312	5678	7446	5512	7878	9646
12	102	24	42	2779	5232	6954	3391	5844	7566	5640	8093	9815
12	102	24	48	2853	5395	7069	3465	6007	7681	5769	8311	9985
12	102	24	54	2930	5559	7186	3542	6171	7798	5899	8528	10155
12	102	24	60	3005	5721	7301	3617	6333	7913	6030	8746	10326
12	102	24	66	3078	5882	7417	3691	6495	8030	6156	8960	10495
12	102	24	72	3157	6049	7539	3770	6662	8152	6285	9177	10667
12	102	24	78	3231	6211	7656	3844	6824	8269	6417	9397	10842
12	102	24	84	3310	6377	7775	3923	6990	8388	6548	9615	11013
12	102	30	24	2624	4903	6596	3260	5539	7232	5381	7660	9353
12	102	30	30	2700	5066	6796	3336	5702	7432	5507	7873	9603
12	102	30	36	2779	5232	7033	3415	5868	7669	5637	8090	9891
12	102	30	42	2853	5395	7147	3489	6031	7783	5768	8310	10062
12	102	30	48	2930	5559	7265	3566	6195	7901	5895	8524	10230
12	102	30	54	3005	5721	7384	3641	6357	8020	6027	8743	10406
12	102	30	60	3078	5882	7499	3715	6519	8136	6153	8957	10574
12	102	30	66	3157	6049	7620	3794	6686	8257	6284	9176	10747
12	102	30	72	3231	6211	7736	3868	6848	8373	6415	9395	10920
12	102	30	78	3310	6377	7856	3947	7014	8493	6543	9610	11089
12	102	30	84	3384	6538	7974	4021	7175	8611	6673	9827	11263
12	102	36	24	2700	5066	6834	3361	5727	7495	5506	7872	9640
12	102	36	30	2779	5232	7033	3440	5893	7694	5634	8087	9888
12	102	36	36	2853	5395	7265	3514	6056	7926	5766	8308	10178
12	102	36	42	2930	5559	7382	3591	6220	8043	5894	8523	10346
12	102	36	48	3005	5721	7497	3666	6382	8158	6023	8739	10515
12	102	36	54	3078	5882	7614	3740	6544	8276	6152	8956	10688
12	102	36	60	3157	6049	7734	3819	6711	8396	6282	9174	10859
12	102	36	66	3231	6211	7851	3893	6873	8513	6411	9391	11031
12	102	36	72	3310	6377	7971	3972	7039	8633	6542	9609	11203
12	102	36	78	3384	6538	8088	4046	7200	8750	6667	9821	11371
12	102	36	84	3461	6704	8203	4123	7366	8865	6797	10040	11539
12	102	42	24	2779	5232	6954	3465	5918	7640	5633	8086	9808
12	102	42	30	2853	5395	7147	3539	6081	7833	5765	8307	10059
12	102	42	36	2930	5559	7382	3616	6245	8068	5891	8520	10343
12	102	42	42	3005	5721	7497	3691	6407	8183	6022	8738	10514
12	102	42	48	3078	5882	7614	3765	6569	8301	6150	8954	10686
12	102	42	54	3157	6049	7734	3844	6736	8421	6281	9173	10858
12	102	42	60	3231	6211	7851	3918	6898	8538	6405	9385	11025
12	102	42	66	3310	6377	7971	3997	7064	8658	6535	9602	11196
12	102	42	72	3384	6538	8088	4071	7225	8775	6665	9819	11369
12	102	42	78	3461	6704	8203	4148	7391	8890	6794	10037	11536
12	102	42	84	3535	6865	8322	4221	7551	9008	6925	10255	11712

Pricing is continued on the following page.

Xpress

B_CRU

Reception Desk Module – U-Shaped (Continued)

DIMENSIONS – INCHES
FOR MM X 25.4

PRICING

1 3/16" (M)

				FOUNDATION LAMINATE			GRADE 2 LAMINATE			FLINTWOOD		
				INSET PANEL FINISH								
D	Mw	LRw	RRw	Source Laminate	Grade 2 Laminate	Flintwood	Source Laminate	Grade 2 Laminate	Flintwood	Source Laminate	Grade 2 Laminate	Flintwood
12	102	48	24	2853	5395	7069	3564	6106	7780	5763	8305	9979
12	102	48	30	2930	5559	7265	3641	6270	7976	5885	8514	10220
12	102	48	36	3005	5721	7497	3716	6432	8208	6016	8732	10508
12	102	48	42	3078	5882	7614	3790	6594	8326	6147	8951	10683
12	102	48	48	3157	6049	7734	3869	6761	8446	6276	9168	10853
12	102	48	54	3231	6211	7851	3943	6923	8563	6403	9383	11023
12	102	48	60	3310	6377	7971	4022	7089	8683	6533	9600	11194
12	102	48	66	3384	6538	8088	4096	7250	8800	6660	9814	11364
12	102	48	72	3461	6704	8203	4172	7415	8914	6792	10035	11534
12	102	48	78	3535	6865	8322	4246	7576	9033	6923	10253	11710
12	102	48	84	3612	7029	8441	4323	7740	9152	7050	10467	11879
12	102	54	24	2930	5559	7186	3666	6295	7922	5883	8512	10139
12	102	54	30	3005	5721	7384	3741	6457	8120	6015	8731	10394
12	102	54	36	3078	5882	7614	3815	6619	8351	6143	8947	10679
12	102	54	42	3157	6049	7734	3894	6786	8471	6274	9166	10851
12	102	54	48	3231	6211	7851	3968	6948	8588	6401	9381	11021
12	102	54	54	3310	6377	7971	4047	7114	8708	6531	9598	11192
12	102	54	60	3384	6538	8088	4120	7274	8824	6659	9813	11363
12	102	54	66	3461	6704	8203	4197	7440	8939	6789	10032	11531
12	102	54	72	3535	6865	8322	4271	7601	9058	6922	10252	11709
12	102	54	78	3612	7029	8441	4348	7765	9177	7048	10465	11877
12	102	54	84	3689	7194	8559	4425	7930	9295	7178	10683	12048
12	102	60	24	3005	5721	7301	3766	6482	8062	6013	8729	10309
12	102	60	30	3078	5882	7499	3840	6644	8261	6141	8945	10562
12	102	60	36	3157	6049	7734	3919	6811	8496	6270	9162	10847
12	102	60	42	3231	6211	7851	3993	6973	8613	6398	9378	11018
12	102	60	48	3310	6377	7971	4072	7139	8733	6528	9595	11189
12	102	60	54	3384	6538	8088	4145	7299	8849	6657	9811	11361
12	102	60	60	3461	6704	8203	4222	7465	8964	6787	10030	11529
12	102	60	66	3535	6865	8322	4296	7626	9083	6919	10249	11706
12	102	60	72	3612	7029	8441	4373	7790	9202	7047	10464	11876
12	102	60	78	3689	7194	8559	4450	7955	9320	7176	10681	12046
12	102	60	84	3766	7359	8680	4527	8120	9441	7305	10898	12219
12	102	66	24	3078	5882	7417	3865	6669	8204	6136	8940	10475
12	102	66	30	3157	6049	7620	3944	6836	8407	6269	9161	10732
12	102	66	36	3231	6211	7851	4018	6998	8638	6395	9375	11015
12	102	66	42	3310	6377	7971	4097	7164	8758	6526	9593	11187
12	102	66	48	3384	6538	8088	4170	7324	8874	6653	9807	11357
12	102	66	54	3461	6704	8203	4247	7490	8989	6785	10028	11527
12	102	66	60	3535	6865	8322	4321	7651	9108	6917	10247	11704
12	102	66	66	3612	7029	8441	4398	7815	9227	7044	10461	11873
12	102	66	72	3689	7194	8559	4475	7980	9345	7173	10678	12043
12	102	66	78	3766	7359	8680	4552	8145	9466	7302	10895	12216
12	102	66	84	3839	7520	8791	4625	8306	9577	7430	11111	12382

Pricing is continued on the following page.

Xpress

B_CRU
Reception Desk Module – U-Shaped (Continued)

DIMENSIONS – INCHES
FOR MM X 25.4

PRICING

1 3/16" (M)

				FOUNDATION LAMINATE			GRADE 2 LAMINATE			FLINTWOOD		
				INSET PANEL FINISH								
D	Mw	LRw	RRw	Source Laminate	Grade 2 Laminate	Flintwood	Source Laminate	Grade 2 Laminate	Flintwood	Source Laminate	Grade 2 Laminate	Flintwood
12	102	72	24	3157	6049	7539	3969	6861	8351	6266	9158	10648
12	102	72	30	3231	6211	7736	4042	7022	8547	6394	9374	10899
12	102	72	36	3310	6377	7971	4122	7189	8783	6523	9590	11184
12	102	72	42	3384	6538	8088	4195	7349	8899	6652	9806	11356
12	102	72	48	3461	6704	8203	4272	7515	9014	6784	10027	11526
12	102	72	54	3535	6865	8322	4346	7676	9133	6910	10240	11697
12	102	72	60	3612	7029	8441	4423	7840	9252	7043	10460	11872
12	102	72	66	3689	7194	8559	4500	8005	9370	7170	10675	12040
12	102	72	72	3766	7359	8680	4577	8170	9491	7300	10893	12214
12	102	72	78	3839	7520	8791	4650	8331	9602	7428	11109	12380
12	102	72	84	3917	7685	8910	4728	8496	9721	7559	11327	12552
12	102	78	24	3231	6211	7656	4067	7047	8492	6391	9371	10816
12	102	78	30	3310	6377	7856	4146	7213	8692	6521	9588	11067
12	102	78	36	3384	6538	8088	4220	7374	8924	6650	9804	11354
12	102	78	42	3461	6704	8203	4297	7540	9039	6782	10025	11524
12	102	78	48	3535	6865	8322	4371	7701	9158	6909	10239	11696
12	102	78	54	3612	7029	8441	4448	7865	9277	7036	10453	11865
12	102	78	60	3689	7194	8559	4525	8030	9395	7169	10674	12039
12	102	78	66	3766	7359	8680	4602	8195	9516	7296	10889	12210
12	102	78	72	3839	7520	8791	4675	8356	9627	7427	11108	12379
12	102	78	78	3917	7685	8910	4753	8521	9746	7556	11324	12549
12	102	78	84	3990	7845	9030	4827	8682	9867	7684	11539	12724
12	102	84	24	3310	6377	7775	4171	7238	8636	6519	9586	10984
12	102	84	30	3384	6538	7974	4245	7399	8835	6649	9803	11239
12	102	84	36	3461	6704	8203	4322	7565	9064	6779	10022	11521
12	102	84	42	3535	6865	8322	4396	7726	9183	6904	10234	11691
12	102	84	48	3612	7029	8441	4473	7890	9302	7035	10452	11864
12	102	84	54	3689	7194	8559	4550	8055	9420	7164	10669	12034
12	102	84	60	3766	7359	8680	4627	8220	9541	7295	10888	12209
12	102	84	66	3839	7520	8791	4700	8381	9652	7424	11105	12376
12	102	84	72	3917	7685	8910	4778	8546	9771	7554	11322	12547
12	102	84	78	3990	7845	9030	4852	8707	9892	7682	11537	12722
12	102	84	84	4067	8011	9144	4929	8873	10006	7811	11755	12888
12	108	24	24	2624	4903	6520	3248	5527	7144	5381	7660	9277
12	108	24	30	2700	5066	6714	3324	5690	7338	5507	7873	9521
12	108	24	36	2779	5232	6954	3403	5856	7578	5637	8090	9812
12	108	24	42	2853	5395	7069	3477	6019	7693	5768	8310	9984
12	108	24	48	2930	5559	7186	3554	6183	7810	5895	8524	10151
12	108	24	54	3005	5721	7301	3629	6345	7925	6027	8743	10323
12	108	24	60	3078	5882	7417	3702	6506	8041	6153	8957	10492
12	108	24	66	3157	6049	7539	3781	6673	8163	6284	9176	10666
12	108	24	72	3231	6211	7656	3855	6835	8280	6415	9395	10840
12	108	24	78	3310	6377	7775	3934	7001	8399	6543	9610	11008
12	108	24	84	3384	6538	7894	4008	7162	8518	6673	9827	11183

Pricing is continued on the following page.

Xpress

B_CRU

Reception Desk Module – U-Shaped (Continued)

DIMENSIONS – INCHES
FOR MM X 25.4

PRICING

1 3/16" (M)

				FOUNDATION LAMINATE			GRADE 2 LAMINATE			FLINTWOOD		
				INSET PANEL FINISH								
D	Mw	LRw	RRw	Source Laminate	Grade 2 Laminate	Flintwood	Source Laminate	Grade 2 Laminate	Flintwood	Source Laminate	Grade 2 Laminate	Flintwood
12	108	30	24	2700	5066	6714	3349	5715	7363	5506	7872	9520
12	108	30	30	2779	5232	6917	3428	5881	7566	5634	8087	9772
12	108	30	36	2853	5395	7147	3502	6044	7796	5766	8308	10060
12	108	30	42	2930	5559	7265	3579	6208	7914	5894	8523	10229
12	108	30	48	3005	5721	7384	3654	6370	8033	6023	8739	10402
12	108	30	54	3078	5882	7499	3727	6531	8148	6152	8956	10573
12	108	30	60	3157	6049	7620	3806	6698	8269	6282	9174	10745
12	108	30	66	3231	6211	7736	3880	6860	8385	6411	9391	10916
12	108	30	72	3310	6377	7856	3959	7026	8505	6536	9603	11082
12	108	30	78	3384	6538	7974	4033	7187	8623	6667	9821	11257
12	108	30	84	3461	6704	8091	4110	7353	8740	6797	10040	11427
12	108	36	24	2779	5232	6954	3453	5906	7628	5633	8086	9808
12	108	36	30	2853	5395	7147	3527	6069	7821	5764	8306	10058
12	108	36	36	2930	5559	7382	3604	6233	8056	5891	8520	10343
12	108	36	42	3005	5721	7497	3678	6394	8170	6022	8738	10514
12	108	36	48	3078	5882	7614	3752	6556	8288	6150	8954	10686
12	108	36	54	3157	6049	7734	3831	6723	8408	6281	9173	10858
12	108	36	60	3231	6211	7851	3905	6885	8525	6405	9385	11025
12	108	36	66	3310	6377	7971	3984	7051	8645	6535	9602	11196
12	108	36	72	3384	6538	8088	4058	7212	8762	6661	9815	11365
12	108	36	78	3461	6704	8203	4135	7378	8877	6794	10037	11536
12	108	36	84	3535	6865	8322	4209	7539	8996	6925	10255	11712
12	108	42	24	2853	5395	7069	3552	6094	7768	5763	8305	9979
12	108	42	30	2930	5559	7265	3629	6258	7964	5885	8514	10220
12	108	42	36	3005	5721	7497	3703	6419	8195	6016	8732	10508
12	108	42	42	3078	5882	7614	3777	6581	8313	6147	8951	10683
12	108	42	48	3157	6049	7734	3856	6748	8433	6276	9168	10853
12	108	42	54	3231	6211	7851	3930	6910	8550	6403	9383	11023
12	108	42	60	3310	6377	7971	4009	7076	8670	6533	9600	11194
12	108	42	66	3384	6538	8088	4083	7237	8787	6660	9814	11364
12	108	42	72	3461	6704	8203	4160	7403	8902	6792	10035	11534
12	108	42	78	3535	6865	8322	4234	7564	9021	6923	10253	11710
12	108	42	84	3612	7029	8441	4311	7728	9140	7050	10467	11879
12	108	48	24	2930	5559	7186	3654	6283	7910	5883	8512	10139
12	108	48	30	3005	5721	7384	3728	6444	8107	6015	8731	10394
12	108	48	36	3078	5882	7614	3802	6606	8338	6143	8947	10679
12	108	48	42	3157	6049	7734	3881	6773	8458	6274	9166	10851
12	108	48	48	3231	6211	7851	3955	6935	8575	6401	9381	11021
12	108	48	54	3310	6377	7971	4034	7101	8695	6531	9598	11192
12	108	48	60	3384	6538	8088	4108	7262	8812	6658	9812	11362
12	108	48	66	3461	6704	8203	4185	7428	8927	6789	10032	11531
12	108	48	72	3535	6865	8322	4259	7589	9046	6922	10252	11709
12	108	48	78	3612	7029	8441	4336	7753	9165	7048	10465	11877
12	108	48	84	3689	7194	8559	4413	7918	9283	7178	10683	12048

Pricing is continued on the following page.

Xpress

B_CRU
Reception Desk Module – U-Shaped (Continued)

DIMENSIONS – INCHES
FOR MM X 25.4

PRICING

1 3/16" (M)

				FOUNDATION LAMINATE			GRADE 2 LAMINATE			FLINTWOOD		
				INSET PANEL FINISH								
D	Mw	LRw	RRw	Source Laminate	Grade 2 Laminate	Flintwood	Source Laminate	Grade 2 Laminate	Flintwood	Source Laminate	Grade 2 Laminate	Flintwood
12	108	54	24	3005	5721	7301	3753	6469	8049	6013	8729	10309
12	108	54	30	3078	5882	7499	3827	6631	8248	6141	8945	10562
12	108	54	36	3157	6049	7734	3906	6798	8483	6270	9162	10847
12	108	54	42	3231	6211	7851	3980	6960	8600	6398	9378	11018
12	108	54	48	3310	6377	7971	4059	7126	8720	6528	9595	11189
12	108	54	54	3384	6538	8088	4133	7287	8837	6657	9811	11361
12	108	54	60	3461	6704	8203	4210	7453	8952	6787	10030	11529
12	108	54	66	3535	6865	8322	4284	7614	9071	6919	10249	11706
12	108	54	72	3612	7029	8441	4361	7778	9190	7047	10464	11876
12	108	54	78	3689	7194	8559	4438	7943	9308	7176	10681	12046
12	108	54	84	3766	7359	8680	4515	8108	9429	7305	10898	12219
12	108	60	24	3078	5882	7417	3852	6656	8191	6136	8940	10475
12	108	60	30	3157	6049	7620	3931	6823	8394	6269	9161	10732
12	108	60	36	3231	6211	7851	4005	6985	8625	6395	9375	11015
12	108	60	42	3310	6377	7971	4084	7151	8745	6526	9593	11187
12	108	60	48	3384	6538	8088	4158	7312	8862	6653	9807	11357
12	108	60	54	3461	6704	8203	4235	7478	8977	6785	10028	11527
12	108	60	60	3535	6865	8322	4309	7639	9096	6917	10247	11704
12	108	60	66	3612	7029	8441	4386	7803	9215	7044	10461	11873
12	108	60	72	3689	7194	8559	4463	7968	9333	7173	10678	12043
12	108	60	78	3766	7359	8680	4540	8133	9454	7302	10895	12216
12	108	60	84	3839	7520	8791	4612	8293	9564	7430	11111	12382
12	108	66	24	3157	6049	7539	3956	6848	8338	6266	9158	10648
12	108	66	30	3231	6211	7736	4030	7010	8535	6394	9374	10899
12	108	66	36	3310	6377	7971	4109	7176	8770	6523	9590	11184
12	108	66	42	3384	6538	8088	4183	7337	8887	6652	9806	11356
12	108	66	48	3461	6704	8203	4260	7503	9002	6783	10026	11525
12	108	66	54	3535	6865	8322	4334	7664	9121	6910	10240	11697
12	108	66	60	3612	7029	8441	4411	7828	9240	7043	10460	11872
12	108	66	66	3689	7194	8559	4488	7993	9358	7170	10675	12040
12	108	66	72	3766	7359	8680	4565	8158	9479	7300	10893	12214
12	108	66	78	3839	7520	8791	4637	8318	9589	7428	11109	12380
12	108	66	84	3917	7685	8910	4715	8483	9708	7559	11327	12552
12	108	72	24	3231	6211	7656	4055	7035	8480	6391	9371	10816
12	108	72	30	3310	6377	7856	4134	7201	8680	6521	9588	11067
12	108	72	36	3384	6538	8088	4208	7362	8912	6650	9804	11354
12	108	72	42	3461	6704	8203	4285	7528	9027	6782	10025	11524
12	108	72	48	3535	6865	8322	4359	7689	9146	6909	10239	11696
12	108	72	54	3612	7029	8441	4436	7853	9265	7036	10453	11865
12	108	72	60	3689	7194	8559	4513	8018	9383	7169	10674	12039
12	108	72	66	3766	7359	8680	4590	8183	9504	7296	10889	12210
12	108	72	72	3839	7520	8791	4662	8343	9614	7427	11108	12379
12	108	72	78	3917	7685	8910	4740	8508	9733	7556	11324	12549
12	108	72	84	3990	7845	9030	4814	8669	9854	7684	11539	12724

Pricing is continued on the following page.

Xpress

B_CRU

Reception Desk Module – U-Shaped (Continued)

DIMENSIONS – INCHES
FOR MM X 25.4

PRICING

				1 3/16" (M)								
				FOUNDATION LAMINATE			GRADE 2 LAMINATE			FLINTWOOD		
				INSET PANEL FINISH								
D	Mw	LRw	RRw	Source Laminate	Grade 2 Laminate	Flintwood	Source Laminate	Grade 2 Laminate	Flintwood	Source Laminate	Grade 2 Laminate	Flintwood
12	108	78	24	3310	6377	7775	4159	7226	8624	6519	9586	10984
12	108	78	30	3384	6538	7974	4233	7387	8823	6649	9803	11239
12	108	78	36	3461	6704	8203	4310	7553	9052	6779	10022	11521
12	108	78	42	3535	6865	8322	4384	7714	9171	6904	10234	11691
12	108	78	48	3612	7029	8441	4461	7878	9290	7035	10452	11864
12	108	78	54	3689	7194	8559	4538	8043	9408	7164	10669	12034
12	108	78	60	3766	7359	8680	4614	8207	9528	7295	10888	12209
12	108	78	66	3839	7520	8791	4687	8368	9639	7424	11105	12376
12	108	78	72	3917	7685	8910	4765	8533	9758	7554	11322	12547
12	108	78	78	3990	7845	9030	4839	8694	9879	7679	11534	12719
12	108	78	84	4067	8011	9144	4916	8860	9993	7811	11755	12888
12	108	84	24	3384	6538	7894	4258	7412	8768	6646	9800	11156
12	108	84	30	3461	6704	8091	4335	7578	8965	6778	10021	11408
12	108	84	36	3535	6865	8322	4409	7739	9196	6900	10230	11687
12	108	84	42	3612	7029	8441	4486	7903	9315	7032	10449	11861
12	108	84	48	3689	7194	8559	4562	8067	9432	7161	10666	12031
12	108	84	54	3766	7359	8680	4639	8232	9553	7292	10885	12206
12	108	84	60	3839	7520	8791	4712	8393	9664	7421	11102	12373
12	108	84	66	3917	7685	8910	4790	8558	9783	7551	11319	12544
12	108	84	72	3990	7845	9030	4864	8719	9904	7678	11533	12718
12	108	84	78	4067	8011	9144	4941	8885	10018	7810	11754	12887
12	108	84	84	4143	8174	9266	5017	9048	10140	7939	11970	13062
12	114	24	24	2700	5066	6637	3336	5702	7273	5506	7872	9443
12	114	24	30	2779	5232	6834	3415	5868	7470	5634	8087	9689
12	114	24	36	2853	5395	7069	3489	6031	7705	5766	8308	9982
12	114	24	42	2930	5559	7186	3566	6195	7822	5893	8522	10149
12	114	24	48	3005	5721	7301	3641	6357	7937	6023	8739	10319
12	114	24	54	3078	5882	7417	3715	6519	8054	6152	8956	10491
12	114	24	60	3157	6049	7539	3794	6686	8176	6282	9174	10664
12	114	24	66	3231	6211	7656	3868	6848	8293	6411	9391	10836
12	114	24	72	3310	6377	7775	3947	7014	8412	6536	9603	11001
12	114	24	78	3384	6538	7894	4021	7175	8531	6667	9821	11177
12	114	24	84	3461	6704	8008	4098	7341	8645	6797	10040	11344
12	114	30	24	2779	5232	6834	3440	5893	7495	5633	8086	9688
12	114	30	30	2853	5395	7032	3514	6056	7693	5764	8306	9943
12	114	30	36	2930	5559	7265	3591	6220	7926	5891	8520	10226
12	114	30	42	3005	5721	7384	3666	6382	8045	6022	8738	10401
12	114	30	48	3078	5882	7499	3740	6544	8161	6150	8954	10571
12	114	30	54	3157	6049	7620	3819	6711	8282	6281	9173	10744
12	114	30	60	3231	6211	7736	3893	6873	8398	6405	9385	10910
12	114	30	66	3310	6377	7856	3972	7039	8518	6535	9602	11081
12	114	30	72	3384	6538	7974	4046	7200	8636	6661	9815	11251
12	114	30	78	3461	6704	8091	4123	7366	8753	6794	10037	11424
12	114	30	84	3535	6865	8208	4196	7526	8869	6925	10255	11598

Pricing is continued on the following page.

Xpress

B_CRU
Reception Desk Module – U-Shaped (Continued)

DIMENSIONS – INCHES
FOR MM X 25.4

PRICING

1 3/16" (M)

				FOUNDATION LAMINATE			GRADE 2 LAMINATE			FLINTWOOD		
				INSET PANEL FINISH								
D	Mw	LRw	RRw	Source Laminate	Grade 2 Laminate	Flintwood	Source Laminate	Grade 2 Laminate	Flintwood	Source Laminate	Grade 2 Laminate	Flintwood
12	114	36	24	2853	5395	7069	3539	6081	7755	5763	8305	9979
12	114	36	30	2930	5559	7265	3616	6245	7951	5884	8513	10219
12	114	36	36	3005	5721	7497	3691	6407	8183	6016	8732	10508
12	114	36	42	3078	5882	7614	3765	6569	8301	6147	8951	10683
12	114	36	48	3157	6049	7734	3844	6736	8421	6276	9168	10853
12	114	36	54	3231	6211	7851	3918	6898	8538	6403	9383	11023
12	114	36	60	3310	6377	7971	3997	7064	8658	6533	9600	11194
12	114	36	66	3384	6538	8088	4071	7225	8775	6660	9814	11364
12	114	36	72	3461	6704	8203	4148	7391	8890	6791	10034	11533
12	114	36	78	3535	6865	8322	4221	7551	9008	6923	10253	11710
12	114	36	84	3612	7029	8441	4298	7715	9127	7050	10467	11879
12	114	42	24	2930	5559	7186	3641	6270	7897	5883	8512	10139
12	114	42	30	3005	5721	7384	3716	6432	8095	6014	8730	10393
12	114	42	36	3078	5882	7614	3790	6594	8326	6143	8947	10679
12	114	42	42	3157	6049	7734	3869	6761	8446	6274	9166	10851
12	114	42	48	3231	6211	7851	3943	6923	8563	6401	9381	11021
12	114	42	54	3310	6377	7971	4022	7089	8683	6531	9598	11192
12	114	42	60	3384	6538	8088	4096	7250	8800	6658	9812	11362
12	114	42	66	3461	6704	8203	4172	7415	8914	6789	10032	11531
12	114	42	72	3535	6865	8322	4246	7576	9033	6922	10252	11709
12	114	42	78	3612	7029	8441	4323	7740	9152	7048	10465	11877
12	114	42	84	3689	7194	8559	4400	7905	9270	7178	10683	12048
12	114	48	24	3005	5721	7301	3741	6457	8037	6013	8729	10309
12	114	48	30	3078	5882	7499	3815	6619	8236	6141	8945	10562
12	114	48	36	3157	6049	7734	3894	6786	8471	6270	9162	10847
12	114	48	42	3231	6211	7851	3968	6948	8588	6398	9378	11018
12	114	48	48	3310	6377	7971	4047	7114	8708	6528	9595	11189
12	114	48	54	3384	6538	8088	4120	7274	8824	6657	9811	11361
12	114	48	60	3461	6704	8203	4197	7440	8939	6786	10029	11528
12	114	48	66	3535	6865	8322	4271	7601	9058	6919	10249	11706
12	114	48	72	3612	7029	8441	4348	7765	9177	7047	10464	11876
12	114	48	78	3689	7194	8559	4425	7930	9295	7176	10681	12046
12	114	48	84	3766	7359	8680	4502	8095	9416	7305	10898	12219
12	114	54	24	3078	5882	7417	3840	6644	8179	6136	8940	10475
12	114	54	30	3157	6049	7620	3919	6811	8382	6269	9161	10732
12	114	54	36	3231	6211	7851	3993	6973	8613	6395	9375	11015
12	114	54	42	3310	6377	7971	4072	7139	8733	6526	9593	11187
12	114	54	48	3384	6538	8088	4145	7299	8849	6653	9807	11357
12	114	54	54	3461	6704	8203	4222	7465	8964	6785	10028	11527
12	114	54	60	3535	6865	8322	4296	7626	9083	6915	10245	11702
12	114	54	66	3612	7029	8441	4373	7790	9202	7044	10461	11873
12	114	54	72	3689	7194	8559	4450	7955	9320	7173	10678	12043
12	114	54	78	3766	7359	8680	4527	8120	9441	7302	10895	12216
12	114	54	84	3839	7520	8791	4600	8281	9552	7430	11111	12382

Pricing is continued on the following page.

Xpress

B_CRU

Reception Desk Module – U-Shaped (Continued)

DIMENSIONS – INCHES
FOR MM X 25.4

PRICING

1 3/16" (M)

				FOUNDATION LAMINATE			GRADE 2 LAMINATE			FLINTWOOD		
				INSET PANEL FINISH								
D	Mw	LRw	RRw	Source Laminate	Grade 2 Laminate	Flintwood	Source Laminate	Grade 2 Laminate	Flintwood	Source Laminate	Grade 2 Laminate	Flintwood
12	114	60	24	3157	6049	7539	3944	6836	8326	6266	9158	10648
12	114	60	30	3231	6211	7736	4018	6998	8523	6394	9374	10899
12	114	60	36	3310	6377	7971	4097	7164	8758	6523	9590	11184
12	114	60	42	3384	6538	8088	4170	7324	8874	6652	9806	11356
12	114	60	48	3461	6704	8203	4247	7490	8989	6783	10026	11525
12	114	60	54	3535	6865	8322	4321	7651	9108	6910	10240	11697
12	114	60	60	3612	7029	8441	4398	7815	9227	7043	10460	11872
12	114	60	66	3689	7194	8559	4475	7980	9345	7170	10675	12040
12	114	60	72	3766	7359	8680	4552	8145	9466	7300	10893	12214
12	114	60	78	3839	7520	8791	4625	8306	9577	7428	11109	12380
12	114	60	84	3917	7685	8910	4703	8471	9696	7559	11327	12552
12	114	66	24	3231	6211	7656	4042	7022	8467	6391	9371	10816
12	114	66	30	3310	6377	7856	4122	7189	8668	6521	9588	11067
12	114	66	36	3384	6538	8088	4195	7349	8899	6650	9804	11354
12	114	66	42	3461	6704	8203	4272	7515	9014	6782	10025	11524
12	114	66	48	3535	6865	8322	4346	7676	9133	6908	10238	11695
12	114	66	54	3612	7029	8441	4423	7840	9252	7036	10453	11865
12	114	66	60	3689	7194	8559	4500	8005	9370	7169	10674	12039
12	114	66	66	3766	7359	8680	4577	8170	9491	7296	10889	12210
12	114	66	72	3839	7520	8791	4650	8331	9602	7427	11108	12379
12	114	66	78	3917	7685	8910	4728	8496	9721	7556	11324	12549
12	114	66	84	3990	7845	9030	4802	8657	9842	7684	11539	12724
12	114	72	24	3310	6377	7775	4146	7213	8611	6519	9586	10984
12	114	72	30	3384	6538	7974	4220	7374	8810	6649	9803	11239
12	114	72	36	3461	6704	8203	4297	7540	9039	6779	10022	11521
12	114	72	42	3535	6865	8322	4371	7701	9158	6904	10234	11691
12	114	72	48	3612	7029	8441	4448	7865	9277	7034	10451	11863
12	114	72	54	3689	7194	8559	4525	8030	9395	7164	10669	12034
12	114	72	60	3766	7359	8680	4602	8195	9516	7295	10888	12209
12	114	72	66	3839	7520	8791	4675	8356	9627	7424	11105	12376
12	114	72	72	3917	7685	8910	4753	8521	9746	7554	11322	12547
12	114	72	78	3990	7845	9030	4827	8682	9867	7679	11534	12719
12	114	72	84	4067	8011	9144	4904	8848	9981	7811	11755	12888
12	114	78	24	3384	6538	7894	4245	7399	8755	6646	9800	11156
12	114	78	30	3461	6704	8091	4322	7565	8952	6778	10021	11408
12	114	78	36	3535	6865	8322	4396	7726	9183	6900	10230	11687
12	114	78	42	3612	7029	8441	4473	7890	9302	7032	10449	11861
12	114	78	48	3689	7194	8559	4550	8055	9420	7161	10666	12031
12	114	78	54	3766	7359	8680	4627	8220	9541	7292	10885	12206
12	114	78	60	3839	7520	8791	4700	8381	9652	7421	11102	12373
12	114	78	66	3917	7685	8910	4778	8546	9771	7551	11319	12544
12	114	78	72	3990	7845	9030	4852	8707	9892	7678	11533	12718
12	114	78	78	4067	8011	9144	4929	8873	10006	7809	11753	12886
12	114	78	84	4143	8174	9266	5004	9035	10127	7939	11970	13062

Pricing is continued on the following page.

Xpress

B_CRU
Reception Desk Module – U-Shaped (Continued)

DIMENSIONS – INCHES
FOR MM X 25.4

PRICING

1 3/16" (M)

				FOUNDATION LAMINATE			GRADE 2 LAMINATE			FLINTWOOD		
				INSET PANEL FINISH								
D	Mw	LRw	RRw	Source Laminate	Grade 2 Laminate	Flintwood	Source Laminate	Grade 2 Laminate	Flintwood	Source Laminate	Grade 2 Laminate	Flintwood
12	114	84	24	3461	6704	8008	4347	7590	8894	6771	10014	11318
12	114	84	30	3535	6865	8208	4421	7751	9094	6899	10229	11572
12	114	84	36	3612	7029	8441	4498	7915	9327	7029	10446	11858
12	114	84	42	3689	7194	8559	4575	8080	9445	7159	10664	12029
12	114	84	48	3766	7359	8680	4652	8245	9566	7290	10883	12204
12	114	84	54	3839	7520	8791	4725	8406	9677	7419	11100	12371
12	114	84	60	3917	7685	8910	4803	8571	9796	7549	11317	12542
12	114	84	66	3990	7845	9030	4877	8732	9917	7676	11531	12716
12	114	84	72	4067	8011	9144	4954	8898	10031	7808	11752	12885
12	114	84	78	4143	8174	9266	5029	9060	10152	7933	11964	13056
12	114	84	84	4221	8339	9385	5107	9225	10271	8064	12182	13228
12	120	24	24	2779	5232	6758	3428	5881	7407	5633	8086	9612
12	120	24	30	2853	5395	6950	3502	6044	7599	5764	8306	9861
12	120	24	36	2930	5559	7186	3579	6208	7835	5891	8520	10147
12	120	24	42	3005	5721	7301	3654	6370	7950	6018	8734	10314
12	120	24	48	3078	5882	7417	3727	6531	8066	6150	8954	10489
12	120	24	54	3157	6049	7539	3806	6698	8188	6281	9173	10663
12	120	24	60	3231	6211	7656	3880	6860	8305	6405	9385	10830
12	120	24	66	3310	6377	7775	3959	7026	8424	6535	9602	11000
12	120	24	72	3384	6538	7894	4033	7187	8543	6661	9815	11171
12	120	24	78	3461	6704	8008	4110	7353	8657	6794	10037	11341
12	120	24	84	3535	6865	8127	4184	7514	8776	6924	10254	11516
12	120	30	24	2853	5395	6950	3527	6069	7624	5763	8305	9860
12	120	30	30	2930	5559	7152	3604	6233	7826	5884	8513	10106
12	120	30	36	3005	5721	7384	3678	6394	8057	6016	8732	10395
12	120	30	42	3078	5882	7499	3752	6556	8173	6147	8951	10568
12	120	30	48	3157	6049	7620	3831	6723	8294	6276	9168	10739
12	120	30	54	3231	6211	7736	3905	6885	8410	6403	9383	10908
12	120	30	60	3310	6377	7856	3984	7051	8530	6533	9600	11079
12	120	30	66	3384	6538	7974	4058	7212	8648	6660	9814	11250
12	120	30	72	3461	6704	8091	4135	7378	8765	6791	10034	11421
12	120	30	78	3535	6865	8208	4209	7539	8882	6923	10253	11596
12	120	30	84	3612	7029	8323	4286	7703	8997	7050	10467	11761
12	120	36	24	2930	5559	7186	3629	6258	7885	5883	8512	10139
12	120	36	30	3005	5721	7384	3703	6419	8082	6014	8730	10393
12	120	36	36	3078	5882	7614	3777	6581	8313	6143	8947	10679
12	120	36	42	3157	6049	7734	3856	6748	8433	6274	9166	10851
12	120	36	48	3231	6211	7851	3930	6910	8550	6401	9381	11021
12	120	36	54	3310	6377	7971	4009	7076	8670	6531	9598	11192
12	120	36	60	3384	6538	8088	4083	7237	8787	6658	9812	11362
12	120	36	66	3461	6704	8203	4160	7403	8902	6789	10032	11531
12	120	36	72	3535	6865	8322	4234	7564	9021	6920	10250	11707
12	120	36	78	3612	7029	8441	4311	7728	9140	7048	10465	11877
12	120	36	84	3689	7194	8559	4388	7893	9258	7178	10683	12048

Pricing is continued on the following page.

Xpress

B _ C R U

Reception Desk Module – U-Shaped (Continued)

DIMENSIONS – INCHES
FOR MM X 25.4

PRICING

				1 3/16" (M)								
				FOUNDATION LAMINATE			GRADE 2 LAMINATE			FLINTWOOD		
				INSET PANEL FINISH								
D	Mw	LRw	RRw	Source Laminate	Grade 2 Laminate	Flintwood	Source Laminate	Grade 2 Laminate	Flintwood	Source Laminate	Grade 2 Laminate	Flintwood
12	120	42	24	3005	5721	7301	3728	6444	8024	6013	8729	10309
12	120	42	30	3078	5882	7499	3802	6606	8223	6140	8944	10561
12	120	42	36	3157	6049	7734	3881	6773	8458	6270	9162	10847
12	120	42	42	3231	6211	7851	3955	6935	8575	6398	9378	11018
12	120	42	48	3310	6377	7971	4034	7101	8695	6528	9595	11189
12	120	42	54	3384	6538	8088	4108	7262	8812	6657	9811	11361
12	120	42	60	3461	6704	8203	4185	7428	8927	6786	10029	11528
12	120	42	66	3535	6865	8322	4259	7589	9046	6919	10249	11706
12	120	42	72	3612	7029	8441	4336	7753	9165	7045	10462	11874
12	120	42	78	3689	7194	8559	4413	7918	9283	7176	10681	12046
12	120	42	84	3766	7359	8680	4490	8083	9404	7305	10898	12219
12	120	48	24	3078	5882	7417	3827	6631	8166	6136	8940	10475
12	120	48	30	3157	6049	7620	3906	6798	8369	6269	9161	10732
12	120	48	36	3231	6211	7851	3980	6960	8600	6395	9375	11015
12	120	48	42	3310	6377	7971	4059	7126	8720	6526	9593	11187
12	120	48	48	3384	6538	8088	4133	7287	8837	6653	9807	11357
12	120	48	54	3461	6704	8203	4210	7453	8952	6785	10028	11527
12	120	48	60	3535	6865	8322	4284	7614	9071	6915	10245	11702
12	120	48	66	3612	7029	8441	4361	7778	9190	7044	10461	11873
12	120	48	72	3689	7194	8559	4438	7943	9308	7173	10678	12043
12	120	48	78	3766	7359	8680	4515	8108	9429	7302	10895	12216
12	120	48	84	3839	7520	8791	4587	8268	9539	7430	11111	12382
12	120	54	24	3157	6049	7539	3931	6823	8313	6266	9158	10648
12	120	54	30	3231	6211	7736	4005	6985	8510	6394	9374	10899
12	120	54	36	3310	6377	7971	4084	7151	8745	6523	9590	11184
12	120	54	42	3384	6538	8088	4158	7312	8862	6652	9806	11356
12	120	54	48	3461	6704	8203	4235	7478	8977	6783	10026	11525
12	120	54	54	3535	6865	8322	4309	7639	9096	6910	10240	11697
12	120	54	60	3612	7029	8441	4386	7803	9215	7040	10457	11869
12	120	54	66	3689	7194	8559	4463	7968	9333	7170	10675	12040
12	120	54	72	3766	7359	8680	4540	8133	9454	7300	10893	12214
12	120	54	78	3839	7520	8791	4612	8293	9564	7428	11109	12380
12	120	54	84	3917	7685	8910	4690	8458	9683	7559	11327	12552
12	120	60	24	3231	6211	7656	4030	7010	8455	6391	9371	10816
12	120	60	30	3310	6377	7856	4109	7176	8655	6521	9588	11067
12	120	60	36	3384	6538	8088	4183	7337	8887	6650	9804	11354
12	120	60	42	3461	6704	8203	4260	7503	9002	6782	10025	11524
12	120	60	48	3535	6865	8322	4334	7664	9121	6908	10238	11695
12	120	60	54	3612	7029	8441	4411	7828	9240	7036	10453	11865
12	120	60	60	3689	7194	8559	4488	7993	9358	7169	10674	12039
12	120	60	66	3766	7359	8680	4565	8158	9479	7296	10889	12210
12	120	60	72	3839	7520	8791	4637	8318	9589	7427	11108	12379
12	120	60	78	3917	7685	8910	4715	8483	9708	7556	11324	12549
12	120	60	84	3990	7845	9030	4789	8644	9829	7684	11539	12724

Pricing is continued on the following page.

Xpress

B_CRU
Reception Desk Module – U-Shaped (Continued)

DIMENSIONS – INCHES
FOR MM X 25.4

PRICING

1 3/16" (M)

				FOUNDATION LAMINATE			GRADE 2 LAMINATE			FLINTWOOD		
				INSET PANEL FINISH								
D	Mw	LRw	RRw	Source Laminate	Grade 2 Laminate	Flintwood	Source Laminate	Grade 2 Laminate	Flintwood	Source Laminate	Grade 2 Laminate	Flintwood
12	120	66	24	3310	6377	7775	4134	7201	8599	6519	9586	10984
12	120	66	30	3384	6538	7974	4208	7362	8798	6649	9803	11239
12	120	66	36	3461	6704	8203	4285	7528	9027	6779	10022	11521
12	120	66	42	3535	6865	8322	4359	7689	9146	6904	10234	11691
12	120	66	48	3612	7029	8441	4436	7853	9265	7034	10451	11863
12	120	66	54	3689	7194	8559	4513	8018	9383	7164	10669	12034
12	120	66	60	3766	7359	8680	4590	8183	9504	7295	10888	12209
12	120	66	66	3839	7520	8791	4662	8343	9614	7424	11105	12376
12	120	66	72	3917	7685	8910	4740	8508	9733	7554	11322	12547
12	120	66	78	3990	7845	9030	4814	8669	9854	7679	11534	12719
12	120	66	84	4067	8011	9144	4891	8835	9968	7811	11755	12888
12	120	72	24	3384	6538	7894	4233	7387	8743	6646	9800	11156
12	120	72	30	3461	6704	8091	4310	7553	8940	6778	10021	11408
12	120	72	36	3535	6865	8322	4384	7714	9171	6900	10230	11687
12	120	72	42	3612	7029	8441	4461	7878	9290	7032	10449	11861
12	120	72	48	3689	7194	8559	4538	8043	9408	7160	10665	12030
12	120	72	54	3766	7359	8680	4614	8207	9528	7292	10885	12206
12	120	72	60	3839	7520	8791	4687	8368	9639	7421	11102	12373
12	120	72	66	3917	7685	8910	4765	8533	9758	7551	11319	12544
12	120	72	72	3990	7845	9030	4839	8694	9879	7678	11533	12718
12	120	72	78	4067	8011	9144	4916	8860	9993	7809	11753	12886
12	120	72	84	4143	8174	9266	4992	9023	10115	7939	11970	13062
12	120	78	24	3461	6704	8008	4335	7578	8882	6771	10014	11318
12	120	78	30	3535	6865	8208	4409	7739	9082	6899	10229	11572
12	120	78	36	3612	7029	8441	4486	7903	9315	7029	10446	11858
12	120	78	42	3689	7194	8559	4562	8067	9432	7159	10664	12029
12	120	78	48	3766	7359	8680	4639	8232	9553	7290	10883	12204
12	120	78	54	3839	7520	8791	4712	8393	9664	7419	11100	12371
12	120	78	60	3917	7685	8910	4790	8558	9783	7549	11317	12542
12	120	78	66	3990	7845	9030	4864	8719	9904	7676	11531	12716
12	120	78	72	4067	8011	9144	4941	8885	10018	7808	11752	12885
12	120	78	78	4143	8174	9266	5017	9048	10140	7933	11964	13056
12	120	78	84	4221	8339	9385	5095	9213	10259	8064	12182	13228
12	120	84	24	3535	6865	8127	4432	7762	9024	6896	10226	11488
12	120	84	30	3612	7029	8323	4509	7926	9220	7028	10445	11739
12	120	84	36	3689	7194	8559	4586	8091	9456	7157	10662	12027
12	120	84	42	3766	7359	8680	4663	8256	9577	7286	10879	12200
12	120	84	48	3839	7520	8791	4736	8417	9688	7418	11099	12370
12	120	84	54	3917	7685	8910	4814	8582	9807	7545	11313	12538
12	120	84	60	3990	7845	9030	4888	8743	9928	7675	11530	12715
12	120	84	66	4067	8011	9144	4965	8909	10042	7803	11747	12880
12	120	84	72	4143	8174	9266	5041	9072	10164	7931	11962	13054
12	120	84	78	4221	8339	9385	5119	9237	10283	8061	12179	13225
12	120	84	84	4294	8500	9499	5192	9398	10397	8190	12396	13395

Pricing is continued on the following page.

Xpress

B_CRU

Reception Desk Module – U-Shaped (Continued)

DIMENSIONS – INCHES
FOR MM X 25.4

PRICING

1 3/16" (M)

				FOUNDATION LAMINATE			GRADE 2 LAMINATE			FLINTWOOD		
				INSET PANEL FINISH								
D	Mw	LRw	RRw	Source Laminate	Grade 2 Laminate	Flintwood	Source Laminate	Grade 2 Laminate	Flintwood	Source Laminate	Grade 2 Laminate	Flintwood
12	126	24	24	2853	5395	6869	3514	6056	7530	5763	8305	9779
12	126	24	30	2930	5559	7071	3591	6220	7732	5884	8513	10025
12	126	24	36	3005	5721	7301	3666	6382	7962	6016	8732	10312
12	126	24	42	3078	5882	7417	3740	6544	8079	6145	8949	10484
12	126	24	48	3157	6049	7539	3819	6711	8201	6276	9168	10658
12	126	24	54	3231	6211	7656	3893	6873	8318	6403	9383	10828
12	126	24	60	3310	6377	7775	3972	7039	8437	6533	9600	10998
12	126	24	66	3384	6538	7894	4046	7200	8556	6660	9814	11170
12	126	24	72	3461	6704	8008	4123	7366	8670	6791	10034	11338
12	126	24	78	3535	6865	8127	4196	7526	8788	6923	10253	11515
12	126	24	84	3612	7029	8244	4273	7690	8905	7049	10466	11681
12	126	30	24	2930	5559	7071	3616	6245	7757	5883	8512	10024
12	126	30	30	3005	5721	7272	3691	6407	7958	6014	8730	10281
12	126	30	36	3078	5882	7499	3765	6569	8186	6143	8947	10564
12	126	30	42	3157	6049	7620	3844	6736	8307	6272	9164	10735
12	126	30	48	3231	6211	7736	3918	6898	8423	6401	9381	10906
12	126	30	54	3310	6377	7856	3997	7064	8543	6531	9598	11077
12	126	30	60	3384	6538	7974	4071	7225	8661	6658	9812	11248
12	126	30	66	3461	6704	8091	4148	7391	8778	6789	10032	11419
12	126	30	72	3535	6865	8208	4221	7551	8894	6920	10250	11593
12	126	30	78	3612	7029	8323	4298	7715	9009	7048	10465	11759
12	126	30	84	3689	7194	8445	4375	7880	9131	7178	10683	11934
12	126	36	24	3005	5721	7301	3716	6432	8012	6013	8729	10309
12	126	36	30	3078	5882	7499	3790	6594	8211	6140	8944	10561
12	126	36	36	3157	6049	7734	3869	6761	8446	6270	9162	10847
12	126	36	42	3231	6211	7851	3943	6923	8563	6398	9378	11018
12	126	36	48	3310	6377	7971	4022	7089	8683	6528	9595	11189
12	126	36	54	3384	6538	8088	4096	7250	8800	6657	9811	11361
12	126	36	60	3461	6704	8203	4172	7415	8914	6786	10029	11528
12	126	36	66	3535	6865	8322	4246	7576	9033	6919	10249	11706
12	126	36	72	3612	7029	8441	4323	7740	9152	7045	10462	11874
12	126	36	78	3689	7194	8559	4400	7905	9270	7176	10681	12046
12	126	36	84	3766	7359	8680	4477	8070	9391	7305	10898	12219
12	126	42	24	3078	5882	7417	3815	6619	8154	6136	8940	10475
12	126	42	30	3157	6049	7620	3894	6786	8357	6268	9160	10731
12	126	42	36	3231	6211	7851	3968	6948	8588	6395	9375	11015
12	126	42	42	3310	6377	7971	4047	7114	8708	6526	9593	11187
12	126	42	48	3384	6538	8088	4120	7274	8824	6653	9807	11357
12	126	42	54	3461	6704	8203	4197	7440	8939	6785	10028	11527
12	126	42	60	3535	6865	8322	4271	7601	9058	6915	10245	11702
12	126	42	66	3612	7029	8441	4348	7765	9177	7044	10461	11873
12	126	42	72	3689	7194	8559	4425	7930	9295	7171	10676	12041
12	126	42	78	3766	7359	8680	4502	8095	9416	7302	10895	12216
12	126	42	84	3839	7520	8791	4575	8256	9527	7430	11111	12382

Pricing is continued on the following page.

Xpress

B_CRU
Reception Desk Module – U-Shaped (Continued)

DIMENSIONS – INCHES
FOR MM X 25.4

PRICING

1 3/16" (M)

				FOUNDATION LAMINATE			GRADE 2 LAMINATE			FLINTWOOD		
				INSET PANEL FINISH								
D	Mw	LRw	RRw	Source Laminate	Grade 2 Laminate	Flintwood	Source Laminate	Grade 2 Laminate	Flintwood	Source Laminate	Grade 2 Laminate	Flintwood
12	126	48	24	3157	6049	7539	3919	6811	8301	6266	9158	10648
12	126	48	30	3231	6211	7736	3993	6973	8498	6393	9373	10898
12	126	48	36	3310	6377	7971	4072	7139	8733	6523	9590	11184
12	126	48	42	3384	6538	8088	4145	7299	8849	6652	9806	11356
12	126	48	48	3461	6704	8203	4222	7465	8964	6783	10026	11525
12	126	48	54	3535	6865	8322	4296	7626	9083	6910	10240	11697
12	126	48	60	3612	7029	8441	4373	7790	9202	7040	10457	11869
12	126	48	66	3689	7194	8559	4450	7955	9320	7170	10675	12040
12	126	48	72	3766	7359	8680	4527	8120	9441	7300	10893	12214
12	126	48	78	3839	7520	8791	4600	8281	9552	7428	11109	12380
12	126	48	84	3917	7685	8910	4678	8446	9671	7559	11327	12552
12	126	54	24	3231	6211	7656	4018	6998	8443	6391	9371	10816
12	126	54	30	3310	6377	7856	4097	7164	8643	6521	9588	11067
12	126	54	36	3384	6538	8088	4170	7324	8874	6650	9804	11354
12	126	54	42	3461	6704	8203	4247	7490	8989	6782	10025	11524
12	126	54	48	3535	6865	8322	4321	7651	9108	6908	10238	11695
12	126	54	54	3612	7029	8441	4398	7815	9227	7036	10453	11865
12	126	54	60	3689	7194	8559	4475	7980	9345	7168	10673	12038
12	126	54	66	3766	7359	8680	4552	8145	9466	7296	10889	12210
12	126	54	72	3839	7520	8791	4625	8306	9577	7427	11108	12379
12	126	54	78	3917	7685	8910	4703	8471	9696	7556	11324	12549
12	126	54	84	3990	7845	9030	4777	8632	9817	7684	11539	12724
12	126	60	24	3310	6377	7775	4122	7189	8587	6519	9586	10984
12	126	60	30	3384	6538	7974	4195	7349	8785	6649	9803	11239
12	126	60	36	3461	6704	8203	4272	7515	9014	6779	10022	11521
12	126	60	42	3535	6865	8322	4346	7676	9133	6904	10234	11691
12	126	60	48	3612	7029	8441	4423	7840	9252	7034	10451	11863
12	126	60	54	3689	7194	8559	4500	8005	9370	7164	10669	12034
12	126	60	60	3766	7359	8680	4577	8170	9491	7294	10887	12208
12	126	60	66	3839	7520	8791	4650	8331	9602	7424	11105	12376
12	126	60	72	3917	7685	8910	4728	8496	9721	7554	11322	12547
12	126	60	78	3990	7845	9030	4802	8657	9842	7679	11534	12719
12	126	60	84	4067	8011	9144	4879	8823	9956	7811	11755	12888
12	126	66	24	3384	6538	7894	4220	7374	8730	6646	9800	11156
12	126	66	30	3461	6704	8091	4297	7540	8927	6778	10021	11408
12	126	66	36	3535	6865	8322	4371	7701	9158	6900	10230	11687
12	126	66	42	3612	7029	8441	4448	7865	9277	7032	10449	11861
12	126	66	48	3689	7194	8559	4525	8030	9395	7160	10665	12030
12	126	66	54	3766	7359	8680	4602	8195	9516	7292	10885	12206
12	126	66	60	3839	7520	8791	4675	8356	9627	7421	11102	12373
12	126	66	66	3917	7685	8910	4753	8521	9746	7551	11319	12544
12	126	66	72	3990	7845	9030	4827	8682	9867	7678	11533	12718
12	126	66	78	4067	8011	9144	4904	8848	9981	7809	11753	12886
12	126	66	84	4143	8174	9266	4980	9011	10103	7939	11970	13062

Pricing is continued on the following page.

Xpress

B_CRU

Reception Desk Module – U-Shaped (Continued)

DIMENSIONS – INCHES
FOR MM X 25.4

PRICING

1 3/16" (M)

				FOUNDATION LAMINATE			GRADE 2 LAMINATE			FLINTWOOD		
				INSET PANEL FINISH								
D	Mw	LRw	RRw	Source Laminate	Grade 2 Laminate	Flintwood	Source Laminate	Grade 2 Laminate	Flintwood	Source Laminate	Grade 2 Laminate	Flintwood
12	126	72	24	3461	6704	8008	4322	7565	8869	6771	10014	11318
12	126	72	30	3535	6865	8208	4396	7726	9069	6899	10229	11572
12	126	72	36	3612	7029	8441	4473	7890	9302	7029	10446	11858
12	126	72	42	3689	7194	8559	4550	8055	9420	7159	10664	12029
12	126	72	48	3766	7359	8680	4627	8220	9541	7287	10880	12201
12	126	72	54	3839	7520	8791	4700	8381	9652	7419	11100	12371
12	126	72	60	3917	7685	8910	4778	8546	9771	7549	11317	12542
12	126	72	66	3990	7845	9030	4852	8707	9892	7676	11531	12716
12	126	72	72	4067	8011	9144	4929	8873	10006	7808	11752	12885
12	126	72	78	4143	8174	9266	5004	9035	10127	7933	11964	13056
12	126	72	84	4221	8339	9385	5082	9200	10246	8064	12182	13228
12	126	78	24	3535	6865	8127	4421	7751	9013	6896	10226	11488
12	126	78	30	3612	7029	8323	4498	7915	9209	7028	10445	11739
12	126	78	36	3689	7194	8559	4575	8080	9445	7157	10662	12027
12	126	78	42	3766	7359	8680	4652	8245	9566	7286	10879	12200
12	126	78	48	3839	7520	8791	4725	8406	9677	7416	11097	12368
12	126	78	54	3917	7685	8910	4803	8571	9796	7545	11313	12538
12	126	78	60	3990	7845	9030	4877	8732	9917	7675	11530	12715
12	126	78	66	4067	8011	9144	4954	8898	10031	7803	11747	12880
12	126	78	72	4143	8174	9266	5029	9060	10152	7931	11962	13054
12	126	78	78	4221	8339	9385	5107	9225	10271	8061	12179	13225
12	126	78	84	4294	8500	9499	5180	9386	10385	8190	12396	13395
12	126	84	24	3612	7029	8244	4522	7939	9154	7026	10443	11658
12	126	84	30	3689	7194	8445	4599	8104	9355	7153	10658	11909
12	126	84	36	3766	7359	8680	4676	8269	9590	7283	10876	12197
12	126	84	42	3839	7520	8791	4749	8430	9701	7412	11093	12364
12	126	84	48	3917	7685	8910	4827	8595	9820	7544	11312	12537
12	126	84	54	3990	7845	9030	4900	8755	9940	7672	11527	12712
12	126	84	60	4067	8011	9144	4977	8921	10054	7802	11746	12879
12	126	84	66	4143	8174	9266	5053	9084	10176	7928	11959	13051
12	126	84	72	4221	8339	9385	5131	9249	10295	8059	12177	13223
12	126	84	78	4294	8500	9499	5204	9410	10409	8185	12391	13390
12	126	84	84	4372	8666	9619	5282	9576	10529	8318	12612	13565
12	132	24	24	2930	5559	6987	3604	6233	7661	5883	8512	9940
12	132	24	30	3005	5721	7187	3678	6394	7860	6014	8730	10196
12	132	24	36	3078	5882	7417	3752	6556	8091	6143	8947	10482
12	132	24	42	3157	6049	7539	3831	6723	8213	6272	9164	10654
12	132	24	48	3231	6211	7656	3905	6885	8330	6401	9381	10826
12	132	24	54	3310	6377	7775	3984	7051	8449	6531	9598	10996
12	132	24	60	3384	6538	7894	4058	7212	8568	6658	9812	11168
12	132	24	66	3461	6704	8008	4135	7378	8682	6789	10032	11336
12	132	24	72	3535	6865	8127	4209	7539	8801	6920	10250	11512
12	132	24	78	3612	7029	8244	4286	7703	8918	7048	10465	11680
12	132	24	84	3689	7194	8365	4363	7868	9039	7177	10682	11853

Pricing is continued on the following page.

Xpress

B_CRU
Reception Desk Module – U-Shaped (Continued)

DIMENSIONS – INCHES
FOR MM X 25.4

PRICING

1 3/16" (M)

				FOUNDATION LAMINATE			GRADE 2 LAMINATE			FLINTWOOD		
				INSET PANEL FINISH								
D	Mw	LRw	RRw	Source Laminate	Grade 2 Laminate	Flintwood	Source Laminate	Grade 2 Laminate	Flintwood	Source Laminate	Grade 2 Laminate	Flintwood
12	132	30	24	3005	5721	7187	3703	6419	7885	6013	8729	10195
12	132	30	30	3078	5882	7380	3777	6581	8079	6140	8944	10442
12	132	30	36	3157	6049	7620	3856	6748	8319	6270	9162	10733
12	132	30	42	3231	6211	7736	3930	6910	8435	6396	9376	10901
12	132	30	48	3310	6377	7856	4009	7076	8555	6528	9595	11074
12	132	30	54	3384	6538	7974	4083	7237	8673	6657	9811	11247
12	132	30	60	3461	6704	8091	4160	7403	8790	6786	10029	11416
12	132	30	66	3535	6865	8208	4234	7564	8907	6919	10249	11592
12	132	30	72	3612	7029	8323	4311	7728	9022	7045	10462	11756
12	132	30	78	3689	7194	8445	4388	7893	9144	7176	10681	11932
12	132	30	84	3766	7359	8562	4465	8058	9261	7303	10896	12099
12	132	36	24	3078	5882	7417	3802	6606	8141	6136	8940	10475
12	132	36	30	3157	6049	7620	3881	6773	8344	6268	9160	10731
12	132	36	36	3231	6211	7851	3955	6935	8575	6395	9375	11015
12	132	36	42	3310	6377	7971	4034	7101	8695	6524	9591	11185
12	132	36	48	3384	6538	8088	4108	7262	8812	6653	9807	11357
12	132	36	54	3461	6704	8203	4185	7428	8927	6785	10028	11527
12	132	36	60	3535	6865	8322	4259	7589	9046	6915	10245	11702
12	132	36	66	3612	7029	8441	4336	7753	9165	7044	10461	11873
12	132	36	72	3689	7194	8559	4413	7918	9283	7171	10676	12041
12	132	36	78	3766	7359	8680	4490	8083	9404	7302	10895	12216
12	132	36	84	3839	7520	8791	4562	8243	9514	7430	11111	12382
12	132	42	24	3157	6049	7539	3906	6798	8288	6266	9158	10648
12	132	42	30	3231	6211	7736	3980	6960	8485	6393	9373	10898
12	132	42	36	3310	6377	7971	4059	7126	8720	6523	9590	11184
12	132	42	42	3384	6538	8088	4133	7287	8837	6652	9806	11356
12	132	42	48	3461	6704	8203	4210	7453	8952	6783	10026	11525
12	132	42	54	3535	6865	8322	4284	7614	9071	6910	10240	11697
12	132	42	60	3612	7029	8441	4361	7778	9190	7040	10457	11869
12	132	42	66	3689	7194	8559	4438	7943	9308	7170	10675	12040
12	132	42	72	3766	7359	8680	4515	8108	9429	7298	10891	12212
12	132	42	78	3839	7520	8791	4587	8268	9539	7428	11109	12380
12	132	42	84	3917	7685	8910	4665	8433	9658	7559	11327	12552
12	132	48	24	3231	6211	7656	4005	6985	8430	6391	9371	10816
12	132	48	30	3310	6377	7856	4084	7151	8630	6520	9587	11066
12	132	48	36	3384	6538	8088	4158	7312	8862	6650	9804	11354
12	132	48	42	3461	6704	8203	4235	7478	8977	6782	10025	11524
12	132	48	48	3535	6865	8322	4309	7639	9096	6908	10238	11695
12	132	48	54	3612	7029	8441	4386	7803	9215	7036	10453	11865
12	132	48	60	3689	7194	8559	4463	7968	9333	7168	10673	12038
12	132	48	66	3766	7359	8680	4540	8133	9454	7296	10889	12210
12	132	48	72	3839	7520	8791	4612	8293	9564	7425	11106	12377
12	132	48	78	3917	7685	8910	4690	8458	9683	7556	11324	12549
12	132	48	84	3990	7845	9030	4764	8619	9804	7684	11539	12724

Pricing is continued on the following page.

Xpress

B_CRU

Reception Desk Module – U-Shaped (Continued)

DIMENSIONS – INCHES
FOR MM X 25.4

PRICING

				1 3/16" (M)								
				FOUNDATION LAMINATE			GRADE 2 LAMINATE			FLINTWOOD		
				INSET PANEL FINISH								
D	Mw	LRw	RRw	Source Laminate	Grade 2 Laminate	Flintwood	Source Laminate	Grade 2 Laminate	Flintwood	Source Laminate	Grade 2 Laminate	Flintwood
12	132	54	24	3310	6377	7775	4109	7176	8574	6519	9586	10984
12	132	54	30	3384	6538	7974	4183	7337	8773	6649	9803	11239
12	132	54	36	3461	6704	8203	4260	7503	9002	6779	10022	11521
12	132	54	42	3535	6865	8322	4334	7664	9121	6904	10234	11691
12	132	54	48	3612	7029	8441	4411	7828	9240	7034	10451	11863
12	132	54	54	3689	7194	8559	4488	7993	9358	7164	10669	12034
12	132	54	60	3766	7359	8680	4565	8158	9479	7294	10887	12208
12	132	54	66	3839	7520	8791	4637	8318	9589	7424	11105	12376
12	132	54	72	3917	7685	8910	4715	8483	9708	7554	11322	12547
12	132	54	78	3990	7845	9030	4789	8644	9829	7679	11534	12719
12	132	54	84	4067	8011	9144	4866	8810	9943	7811	11755	12888
12	132	60	24	3384	6538	7894	4208	7362	8718	6646	9800	11156
12	132	60	30	3461	6704	8091	4285	7528	8915	6778	10021	11408
12	132	60	36	3535	6865	8322	4359	7689	9146	6900	10230	11687
12	132	60	42	3612	7029	8441	4436	7853	9265	7032	10449	11861
12	132	60	48	3689	7194	8559	4513	8018	9383	7160	10665	12030
12	132	60	54	3766	7359	8680	4590	8183	9504	7292	10885	12206
12	132	60	60	3839	7520	8791	4662	8343	9614	7420	11101	12372
12	132	60	66	3917	7685	8910	4740	8508	9733	7551	11319	12544
12	132	60	72	3990	7845	9030	4814	8669	9854	7678	11533	12718
12	132	60	78	4067	8011	9144	4891	8835	9968	7809	11753	12886
12	132	60	84	4143	8174	9266	4967	8998	10090	7939	11970	13062
12	132	66	24	3461	6704	8008	4310	7553	8857	6771	10014	11318
12	132	66	30	3535	6865	8208	4384	7714	9057	6899	10229	11572
12	132	66	36	3612	7029	8441	4461	7878	9290	7029	10446	11858
12	132	66	42	3689	7194	8559	4538	8043	9408	7159	10664	12029
12	132	66	48	3766	7359	8680	4614	8207	9528	7287	10880	12201
12	132	66	54	3839	7520	8791	4687	8368	9639	7419	11100	12371
12	132	66	60	3917	7685	8910	4765	8533	9758	7546	11314	12539
12	132	66	66	3990	7845	9030	4839	8694	9879	7676	11531	12716
12	132	66	72	4067	8011	9144	4916	8860	9993	7808	11752	12885
12	132	66	78	4143	8174	9266	4992	9023	10115	7933	11964	13056
12	132	66	84	4221	8339	9385	5070	9188	10234	8064	12182	13228
12	132	72	24	3535	6865	8127	4409	7739	9001	6896	10226	11488
12	132	72	30	3612	7029	8323	4486	7903	9197	7028	10445	11739
12	132	72	36	3689	7194	8559	4562	8067	9432	7157	10662	12027
12	132	72	42	3766	7359	8680	4639	8232	9553	7286	10879	12200
12	132	72	48	3839	7520	8791	4712	8393	9664	7416	11097	12368
12	132	72	54	3917	7685	8910	4790	8558	9783	7545	11313	12538
12	132	72	60	3990	7845	9030	4864	8719	9904	7675	11530	12715
12	132	72	66	4067	8011	9144	4941	8885	10018	7803	11747	12880
12	132	72	72	4143	8174	9266	5017	9048	10140	7931	11962	13054
12	132	72	78	4221	8339	9385	5095	9213	10259	8061	12179	13225
12	132	72	84	4294	8500	9499	5168	9374	10373	8190	12396	13395

Pricing is continued on the following page.

Xpress

B_CRU
Reception Desk Module – U-Shaped (Continued)

DIMENSIONS – INCHES
FOR MM X 25.4

PRICING

1 3/16" (M)

				FOUNDATION LAMINATE			GRADE 2 LAMINATE			FLINTWOOD		
				INSET PANEL FINISH								
D	Mw	LRw	RRw	Source Laminate	Grade 2 Laminate	Flintwood	Source Laminate	Grade 2 Laminate	Flintwood	Source Laminate	Grade 2 Laminate	Flintwood
12	132	78	24	3612	7029	8244	4509	7926	9141	7026	10443	11658
12	132	78	30	3689	7194	8445	4586	8091	9342	7153	10658	11909
12	132	78	36	3766	7359	8680	4663	8256	9577	7283	10876	12197
12	132	78	42	3839	7520	8791	4736	8417	9688	7412	11093	12364
12	132	78	48	3917	7685	8910	4814	8582	9807	7543	11311	12536
12	132	78	54	3990	7845	9030	4888	8743	9928	7672	11527	12712
12	132	78	60	4067	8011	9144	4965	8909	10042	7802	11746	12879
12	132	78	66	4143	8174	9266	5041	9072	10164	7928	11959	13051
12	132	78	72	4221	8339	9385	5119	9237	10283	8059	12177	13223
12	132	78	78	4294	8500	9499	5192	9398	10397	8185	12391	13390
12	132	78	84	4372	8666	9619	5270	9564	10517	8318	12612	13565
12	132	84	24	3689	7194	8365	4611	8116	9287	7151	10656	11827
12	132	84	30	3766	7359	8562	4688	8281	9484	7281	10874	12077
12	132	84	36	3839	7520	8791	4761	8442	9713	7409	11090	12361
12	132	84	42	3917	7685	8910	4839	8607	9832	7538	11306	12531
12	132	84	48	3990	7845	9030	4913	8768	9953	7671	11526	12711
12	132	84	54	4067	8011	9144	4990	8934	10067	7797	11741	12874
12	132	84	60	4143	8174	9266	5066	9097	10189	7927	11958	13050
12	132	84	66	4221	8339	9385	5144	9262	10308	8056	12174	13220
12	132	84	72	4294	8500	9499	5217	9423	10422	8184	12390	13389
12	132	84	78	4372	8666	9619	5295	9589	10542	8315	12609	13562
12	132	84	84	4448	8830	9741	5371	9753	10664	8443	12825	13736
12	138	24	24	3005	5721	7104	3691	6407	7790	6013	8729	10112
12	138	24	30	3078	5882	7306	3765	6569	7993	6140	8944	10368
12	138	24	36	3157	6049	7539	3844	6736	8226	6270	9162	10652
12	138	24	42	3231	6211	7656	3918	6898	8343	6396	9376	10821
12	138	24	48	3310	6377	7775	3997	7064	8462	6528	9595	10993
12	138	24	54	3384	6538	7894	4071	7225	8581	6657	9811	11167
12	138	24	60	3461	6704	8008	4148	7391	8695	6786	10029	11333
12	138	24	66	3535	6865	8127	4221	7551	8813	6919	10249	11511
12	138	24	72	3612	7029	8244	4298	7715	8930	7045	10462	11677
12	138	24	78	3689	7194	8365	4375	7880	9051	7176	10681	11852
12	138	24	84	3766	7359	8482	4452	8045	9168	7303	10896	12019
12	138	30	24	3078	5882	7306	3790	6594	8018	6136	8940	10364
12	138	30	30	3157	6049	7504	3869	6761	8216	6268	9160	10615
12	138	30	36	3231	6211	7736	3943	6923	8448	6395	9375	10900
12	138	30	42	3310	6377	7856	4022	7089	8568	6524	9591	11070
12	138	30	48	3384	6538	7974	4096	7250	8686	6653	9807	11243
12	138	30	54	3461	6704	8091	4172	7415	8802	6785	10028	11415
12	138	30	60	3535	6865	8208	4246	7576	8919	6915	10245	11588
12	138	30	66	3612	7029	8323	4323	7740	9034	7044	10461	11755
12	138	30	72	3689	7194	8445	4400	7905	9156	7171	10676	11927
12	138	30	78	3766	7359	8562	4477	8070	9273	7302	10895	12098
12	138	30	84	3839	7520	8678	4550	8231	9389	7429	11110	12268

Pricing is continued on the following page.

Xpress

B_CRU

Reception Desk Module – U-Shaped (Continued)

DIMENSIONS – INCHES
FOR MM X 25.4

PRICING

1 3/16" (M)

				FOUNDATION LAMINATE			GRADE 2 LAMINATE			FLINTWOOD		
				INSET PANEL FINISH								
D	Mw	LRw	RRw	Source Laminate	Grade 2 Laminate	Flintwood	Source Laminate	Grade 2 Laminate	Flintwood	Source Laminate	Grade 2 Laminate	Flintwood
12	138	36	24	3157	6049	7539	3894	6786	8276	6266	9158	10648
12	138	36	30	3231	6211	7736	3968	6948	8473	6393	9373	10898
12	138	36	36	3310	6377	7971	4047	7114	8708	6523	9590	11184
12	138	36	42	3384	6538	8088	4120	7274	8824	6651	9805	11355
12	138	36	48	3461	6704	8203	4197	7440	8939	6783	10026	11525
12	138	36	54	3535	6865	8322	4271	7601	9058	6910	10240	11697
12	138	36	60	3612	7029	8441	4348	7765	9177	7040	10457	11869
12	138	36	66	3689	7194	8559	4425	7930	9295	7170	10675	12040
12	138	36	72	3766	7359	8680	4502	8095	9416	7298	10891	12212
12	138	36	78	3839	7520	8791	4575	8256	9527	7428	11109	12380
12	138	36	84	3917	7685	8910	4653	8421	9646	7559	11327	12552
12	138	42	24	3231	6211	7656	3993	6973	8418	6391	9371	10816
12	138	42	30	3310	6377	7856	4072	7139	8618	6520	9587	11066
12	138	42	36	3384	6538	8088	4145	7299	8849	6650	9804	11354
12	138	42	42	3461	6704	8203	4222	7465	8964	6782	10025	11524
12	138	42	48	3535	6865	8322	4296	7626	9083	6908	10238	11695
12	138	42	54	3612	7029	8441	4373	7790	9202	7036	10453	11865
12	138	42	60	3689	7194	8559	4450	7955	9320	7168	10673	12038
12	138	42	66	3766	7359	8680	4527	8120	9441	7296	10889	12210
12	138	42	72	3839	7520	8791	4600	8281	9552	7425	11106	12377
12	138	42	78	3917	7685	8910	4678	8446	9671	7556	11324	12549
12	138	42	84	3990	7845	9030	4752	8607	9792	7684	11539	12724
12	138	48	24	3310	6377	7775	4097	7164	8562	6519	9586	10984
12	138	48	30	3384	6538	7974	4170	7324	8760	6647	9801	11237
12	138	48	36	3461	6704	8203	4247	7490	8989	6779	10022	11521
12	138	48	42	3535	6865	8322	4321	7651	9108	6904	10234	11691
12	138	48	48	3612	7029	8441	4398	7815	9227	7034	10451	11863
12	138	48	54	3689	7194	8559	4475	7980	9345	7164	10669	12034
12	138	48	60	3766	7359	8680	4552	8145	9466	7294	10887	12208
12	138	48	66	3839	7520	8791	4625	8306	9577	7424	11105	12376
12	138	48	72	3917	7685	8910	4703	8471	9696	7552	11320	12545
12	138	48	78	3990	7845	9030	4777	8632	9817	7679	11534	12719
12	138	48	84	4067	8011	9144	4854	8798	9931	7811	11755	12888
12	138	54	24	3384	6538	7894	4195	7349	8705	6646	9800	11156
12	138	54	30	3461	6704	8091	4272	7515	8902	6777	10020	11407
12	138	54	36	3535	6865	8322	4346	7676	9133	6900	10230	11687
12	138	54	42	3612	7029	8441	4423	7840	9252	7032	10449	11861
12	138	54	48	3689	7194	8559	4500	8005	9370	7160	10665	12030
12	138	54	54	3766	7359	8680	4577	8170	9491	7292	10885	12206
12	138	54	60	3839	7520	8791	4650	8331	9602	7420	11101	12372
12	138	54	66	3917	7685	8910	4728	8496	9721	7551	11319	12544
12	138	54	72	3990	7845	9030	4802	8657	9842	7678	11533	12718
12	138	54	78	4067	8011	9144	4879	8823	9956	7809	11753	12886
12	138	54	84	4143	8174	9266	4955	8986	10078	7939	11970	13062

Pricing is continued on the following page.

Xpress

B_CRU
Reception Desk Module – U-Shaped (Continued)

DIMENSIONS – INCHES
FOR MM X 25.4

PRICING

1 3/16" (M)

				FOUNDATION LAMINATE			GRADE 2 LAMINATE			FLINTWOOD		
				INSET PANEL FINISH								
D	Mw	LRw	RRw	Source Laminate	Grade 2 Laminate	Flintwood	Source Laminate	Grade 2 Laminate	Flintwood	Source Laminate	Grade 2 Laminate	Flintwood
12	138	60	24	3461	6704	8008	4297	7540	8844	6771	10014	11318
12	138	60	30	3535	6865	8208	4371	7701	9044	6899	10229	11572
12	138	60	36	3612	7029	8441	4448	7865	9277	7029	10446	11858
12	138	60	42	3689	7194	8559	4525	8030	9395	7159	10664	12029
12	138	60	48	3766	7359	8680	4602	8195	9516	7287	10880	12201
12	138	60	54	3839	7520	8791	4675	8356	9627	7419	11100	12371
12	138	60	60	3917	7685	8910	4753	8521	9746	7546	11314	12539
12	138	60	66	3990	7845	9030	4827	8682	9867	7676	11531	12716
12	138	60	72	4067	8011	9144	4904	8848	9981	7808	11752	12885
12	138	60	78	4143	8174	9266	4980	9011	10103	7933	11964	13056
12	138	60	84	4221	8339	9385	5058	9176	10222	8064	12182	13228
12	138	66	24	3535	6865	8127	4396	7726	8988	6896	10226	11488
12	138	66	30	3612	7029	8323	4473	7890	9184	7028	10445	11739
12	138	66	36	3689	7194	8559	4550	8055	9420	7157	10662	12027
12	138	66	42	3766	7359	8680	4627	8220	9541	7286	10879	12200
12	138	66	48	3839	7520	8791	4700	8381	9652	7416	11097	12368
12	138	66	54	3917	7685	8910	4778	8546	9771	7545	11313	12538
12	138	66	60	3990	7845	9030	4852	8707	9892	7674	11529	12714
12	138	66	66	4067	8011	9144	4929	8873	10006	7803	11747	12880
12	138	66	72	4143	8174	9266	5004	9035	10127	7931	11962	13054
12	138	66	78	4221	8339	9385	5082	9200	10246	8061	12179	13225
12	138	66	84	4294	8500	9499	5155	9361	10360	8190	12396	13395
12	138	72	24	3612	7029	8244	4498	7915	9130	7026	10443	11658
12	138	72	30	3689	7194	8445	4575	8080	9331	7153	10658	11909
12	138	72	36	3766	7359	8680	4652	8245	9566	7283	10876	12197
12	138	72	42	3839	7520	8791	4725	8406	9677	7412	11093	12364
12	138	72	48	3917	7685	8910	4803	8571	9796	7543	11311	12536
12	138	72	54	3990	7845	9030	4877	8732	9917	7672	11527	12712
12	138	72	60	4067	8011	9144	4954	8898	10031	7802	11746	12879
12	138	72	66	4143	8174	9266	5029	9060	10152	7928	11959	13051
12	138	72	72	4221	8339	9385	5107	9225	10271	8059	12177	13223
12	138	72	78	4294	8500	9499	5180	9386	10385	8185	12391	13390
12	138	72	84	4372	8666	9619	5258	9552	10505	8318	12612	13565
12	138	78	24	3689	7194	8365	4599	8104	9275	7151	10656	11827
12	138	78	30	3766	7359	8562	4676	8269	9472	7281	10874	12077
12	138	78	36	3839	7520	8791	4749	8430	9701	7409	11090	12361
12	138	78	42	3917	7685	8910	4827	8595	9820	7538	11306	12531
12	138	78	48	3990	7845	9030	4900	8755	9940	7667	11522	12707
12	138	78	54	4067	8011	9144	4977	8921	10054	7797	11741	12874
12	138	78	60	4143	8174	9266	5053	9084	10176	7927	11958	13050
12	138	78	66	4221	8339	9385	5131	9249	10295	8056	12174	13220
12	138	78	72	4294	8500	9499	5204	9410	10409	8184	12390	13389
12	138	78	78	4372	8666	9619	5282	9576	10529	8315	12609	13562
12	138	78	84	4448	8830	9741	5358	9740	10651	8443	12825	13736

Pricing is continued on the following page.

Xpress

B _ C R U

Reception Desk Module – U-Shaped (Continued)

DIMENSIONS – INCHES
FOR MM X 25.4

PRICING

				1 3/16" (M)								
				FOUNDATION LAMINATE			GRADE 2 LAMINATE			FLINTWOOD		
				INSET PANEL FINISH								
D	Mw	LRw	RRw	Source Laminate	Grade 2 Laminate	Flintwood	Source Laminate	Grade 2 Laminate	Flintwood	Source Laminate	Grade 2 Laminate	Flintwood
12	138	84	24	3766	7359	8482	4701	8294	9417	7277	10870	11993
12	138	84	30	3839	7520	8678	4774	8455	9613	7406	11087	12245
12	138	84	36	3917	7685	8910	4852	8620	9845	7535	11303	12528
12	138	84	42	3990	7845	9030	4925	8780	9965	7665	11520	12705
12	138	84	48	4067	8011	9144	5002	8946	10079	7793	11737	12870
12	138	84	54	4143	8174	9266	5078	9109	10201	7923	11954	13046
12	138	84	60	4221	8339	9385	5156	9274	10320	8054	12172	13218
12	138	84	66	4294	8500	9499	5229	9435	10434	8181	12387	13386
12	138	84	72	4372	8666	9619	5307	9601	10554	8314	12608	13561
12	138	84	78	4448	8830	9741	5383	9765	10676	8440	12822	13733
12	138	84	84	4523	8992	9855	5458	9927	10790	8571	13040	13903
12	144	24	24	3078	5882	7222	3777	6581	7921	6136	8940	10280
12	144	24	30	3157	6049	7425	3856	6748	8124	6268	9160	10536
12	144	24	36	3231	6211	7656	3930	6910	8355	6395	9375	10820
12	144	24	42	3310	6377	7775	4009	7076	8474	6524	9591	10989
12	144	24	48	3384	6538	7894	4083	7237	8593	6653	9807	11163
12	144	24	54	3461	6704	8008	4160	7403	8707	6784	10027	11331
12	144	24	60	3535	6865	8127	4234	7564	8826	6915	10245	11507
12	144	24	66	3612	7029	8244	4311	7728	8943	7044	10461	11676
12	144	24	72	3689	7194	8365	4388	7893	9064	7171	10676	11847
12	144	24	78	3766	7359	8482	4465	8058	9181	7302	10895	12018
12	144	24	84	3839	7520	8599	4538	8219	9298	7429	11110	12189
12	144	30	24	3157	6049	7425	3881	6773	8149	6266	9158	10534
12	144	30	30	3231	6211	7620	3955	6935	8344	6393	9373	10782
12	144	30	36	3310	6377	7856	4034	7101	8580	6523	9590	11069
12	144	30	42	3384	6538	7974	4108	7262	8698	6651	9805	11241
12	144	30	48	3461	6704	8091	4185	7428	8815	6783	10026	11413
12	144	30	54	3535	6865	8208	4259	7589	8932	6910	10240	11583
12	144	30	60	3612	7029	8323	4336	7753	9047	7040	10457	11751
12	144	30	66	3689	7194	8445	4413	7918	9169	7170	10675	11926
12	144	30	72	3766	7359	8562	4490	8083	9286	7298	10891	12094
12	144	30	78	3839	7520	8678	4562	8243	9401	7428	11109	12267
12	144	30	84	3917	7685	8798	4640	8408	9521	7558	11326	12439
12	144	36	24	3231	6211	7656	3980	6960	8405	6391	9371	10816
12	144	36	30	3310	6377	7856	4059	7126	8605	6520	9587	11066
12	144	36	36	3384	6538	8088	4133	7287	8837	6650	9804	11354
12	144	36	42	3461	6704	8203	4210	7453	8952	6780	10023	11522
12	144	36	48	3535	6865	8322	4284	7614	9071	6908	10238	11695
12	144	36	54	3612	7029	8441	4361	7778	9190	7036	10453	11865
12	144	36	60	3689	7194	8559	4438	7943	9308	7168	10673	12038
12	144	36	66	3766	7359	8680	4515	8108	9429	7296	10889	12210
12	144	36	72	3839	7520	8791	4587	8268	9539	7425	11106	12377
12	144	36	78	3917	7685	8910	4665	8433	9658	7556	11324	12549
12	144	36	84	3990	7845	9030	4739	8594	9779	7682	11537	12722

Pricing is continued on the following page.

Xpress

B_CRU
Reception Desk Module – U-Shaped (Continued)

DIMENSIONS – INCHES
FOR MM X 25.4

PRICING

1 3/16" (M)

				FOUNDATION LAMINATE			GRADE 2 LAMINATE			FLINTWOOD		
				INSET PANEL FINISH								
D	Mw	LRw	RRw	Source Laminate	Grade 2 Laminate	Flintwood	Source Laminate	Grade 2 Laminate	Flintwood	Source Laminate	Grade 2 Laminate	Flintwood
12	144	42	24	3310	6377	7775	4084	7151	8549	6519	9586	10984
12	144	42	30	3384	6538	7974	4158	7312	8748	6647	9801	11237
12	144	42	36	3461	6704	8203	4235	7478	8977	6779	10022	11521
12	144	42	42	3535	6865	8322	4309	7639	9096	6901	10231	11688
12	144	42	48	3612	7029	8441	4386	7803	9215	7034	10451	11863
12	144	42	54	3689	7194	8559	4463	7968	9333	7164	10669	12034
12	144	42	60	3766	7359	8680	4540	8133	9454	7294	10887	12208
12	144	42	66	3839	7520	8791	4612	8293	9564	7424	11105	12376
12	144	42	72	3917	7685	8910	4690	8458	9683	7552	11320	12545
12	144	42	78	3990	7845	9030	4764	8619	9804	7679	11534	12719
12	144	42	84	4067	8011	9144	4841	8785	9918	7811	11755	12888
12	144	48	24	3384	6538	7894	4183	7337	8693	6646	9800	11156
12	144	48	30	3461	6704	8091	4260	7503	8890	6777	10020	11407
12	144	48	36	3535	6865	8322	4334	7664	9121	6900	10230	11687
12	144	48	42	3612	7029	8441	4411	7828	9240	7032	10449	11861
12	144	48	48	3689	7194	8559	4488	7993	9358	7160	10665	12030
12	144	48	54	3766	7359	8680	4565	8158	9479	7292	10885	12206
12	144	48	60	3839	7520	8791	4637	8318	9589	7420	11101	12372
12	144	48	66	3917	7685	8910	4715	8483	9708	7551	11319	12544
12	144	48	72	3990	7845	9030	4789	8644	9829	7677	11532	12717
12	144	48	78	4067	8011	9144	4866	8810	9943	7809	11753	12886
12	144	48	84	4143	8174	9266	4942	8973	10065	7939	11970	13062
12	144	54	24	3461	6704	8008	4285	7528	8832	6771	10014	11318
12	144	54	30	3535	6865	8208	4359	7689	9032	6897	10227	11570
12	144	54	36	3612	7029	8441	4436	7853	9265	7029	10446	11858
12	144	54	42	3689	7194	8559	4513	8018	9383	7159	10664	12029
12	144	54	48	3766	7359	8680	4590	8183	9504	7287	10880	12201
12	144	54	54	3839	7520	8791	4662	8343	9614	7419	11100	12371
12	144	54	60	3917	7685	8910	4740	8508	9733	7546	11314	12539
12	144	54	66	3990	7845	9030	4814	8669	9854	7676	11531	12716
12	144	54	72	4067	8011	9144	4891	8835	9968	7806	11750	12883
12	144	54	78	4143	8174	9266	4967	8998	10090	7933	11964	13056
12	144	54	84	4221	8339	9385	5045	9163	10209	8064	12182	13228
12	144	60	24	3535	6865	8127	4384	7714	8976	6896	10226	11488
12	144	60	30	3612	7029	8323	4461	7878	9172	7028	10445	11739
12	144	60	36	3689	7194	8559	4538	8043	9408	7157	10662	12027
12	144	60	42	3766	7359	8680	4614	8207	9528	7286	10879	12200
12	144	60	48	3839	7520	8791	4687	8368	9639	7416	11097	12368
12	144	60	54	3917	7685	8910	4765	8533	9758	7545	11313	12538
12	144	60	60	3990	7845	9030	4839	8694	9879	7674	11529	12714
12	144	60	66	4067	8011	9144	4916	8860	9993	7803	11747	12880
12	144	60	72	4143	8174	9266	4992	9023	10115	7931	11962	13054
12	144	60	78	4221	8339	9385	5070	9188	10234	8061	12179	13225
	144	60	84	4294	8500	9499	5143	9349	10348	8190	12396	13395

Pricing is continued on the following page.

Xpress

B_CRU

Reception Desk Module – U-Shaped (Continued)

DIMENSIONS – INCHES
FOR MM X 25.4

PRICING

				1 3/16" (M)								
				FOUNDATION LAMINATE			GRADE 2 LAMINATE			FLINTWOOD		
				INSET PANEL FINISH								
D	Mw	LRw	RRw	Source Laminate	Grade 2 Laminate	Flintwood	Source Laminate	Grade 2 Laminate	Flintwood	Source Laminate	Grade 2 Laminate	Flintwood
12	144	66	24	3612	7029	8244	4486	7903	9118	7026	10443	11658
12	144	66	30	3689	7194	8445	4562	8067	9318	7153	10658	11909
12	144	66	36	3766	7359	8680	4639	8232	9553	7283	10876	12197
12	144	66	42	3839	7520	8791	4712	8393	9664	7412	11093	12364
12	144	66	48	3917	7685	8910	4790	8558	9783	7543	11311	12536
12	144	66	54	3990	7845	9030	4864	8719	9904	7672	11527	12712
12	144	66	60	4067	8011	9144	4941	8885	10018	7800	11744	12877
12	144	66	66	4143	8174	9266	5017	9048	10140	7928	11959	13051
12	144	66	72	4221	8339	9385	5095	9213	10259	8059	12177	13223
12	144	66	78	4294	8500	9499	5168	9374	10373	8185	12391	13390
12	144	66	84	4372	8666	9619	5246	9540	10493	8318	12612	13565
12	144	72	24	3689	7194	8365	4586	8091	9262	7151	10656	11827
12	144	72	30	3766	7359	8562	4663	8256	9459	7281	10874	12077
12	144	72	36	3839	7520	8791	4736	8417	9688	7409	11090	12361
12	144	72	42	3917	7685	8910	4814	8582	9807	7538	11306	12531
12	144	72	48	3990	7845	9030	4888	8743	9928	7667	11522	12707
12	144	72	54	4067	8011	9144	4965	8909	10042	7797	11741	12874
12	144	72	60	4143	8174	9266	5041	9072	10164	7926	11957	13049
12	144	72	66	4221	8339	9385	5119	9237	10283	8056	12174	13220
12	144	72	72	4294	8500	9499	5192	9398	10397	8184	12390	13389
12	144	72	78	4372	8666	9619	5270	9564	10517	8315	12609	13562
12	144	72	84	4448	8830	9741	5346	9728	10639	8443	12825	13736
12	144	78	24	3766	7359	8482	4688	8281	9404	7277	10870	11993
12	144	78	30	3839	7520	8678	4761	8442	9600	7406	11087	12245
12	144	78	36	3917	7685	8910	4839	8607	9832	7535	11303	12528
12	144	78	42	3990	7845	9030	4913	8768	9953	7665	11520	12705
12	144	78	48	4067	8011	9144	4990	8934	10067	7793	11737	12870
12	144	78	54	4143	8174	9266	5066	9097	10189	7923	11954	13046
12	144	78	60	4221	8339	9385	5144	9262	10308	8054	12172	13218
12	144	78	66	4294	8500	9499	5217	9423	10422	8181	12387	13386
12	144	78	72	4372	8666	9619	5295	9589	10542	8314	12608	13561
12	144	78	78	4448	8830	9741	5371	9753	10664	8440	12822	13733
12	144	78	84	4523	8992	9855	5445	9914	10777	8571	13040	13903
12	144	84	24	3839	7520	8599	4786	8467	9546	7403	11084	12163
12	144	84	30	3917	7685	8798	4864	8632	9745	7534	11302	12415
12	144	84	36	3990	7845	9030	4938	8793	9978	7663	11518	12703
12	144	84	42	4067	8011	9144	5015	8959	10092	7792	11736	12869
12	144	84	48	4143	8174	9266	5091	9122	10214	7919	11950	13042
12	144	84	54	4221	8339	9385	5169	9287	10333	8051	12169	13215
12	144	84	60	4294	8500	9499	5242	9448	10447	8180	12386	13385
12	144	84	66	4372	8666	9619	5320	9614	10567	8310	12604	13557
12	144	84	72	4448	8830	9741	5396	9778	10689	8439	12821	13732
12	144	84	78	4523	8992	9855	5470	9939	10802	8569	13038	13901
12	144	84	84	4599	9155	9973	5546	10102	10920	8694	13250	14068

Pricing is continued on the following page.

Xpress

B_CRU
Reception Desk Module – U-Shaped (Continued)

DIMENSIONS – INCHES
FOR MM X 25.4

PRICING

D	Mw	LRw	RRw	1 9/16" (X) FOUNDATION LAMINATE INSET PANEL FINISH Source Laminate	1 9/16" (X) FOUNDATION LAMINATE INSET PANEL FINISH Flintwood	FLINTWOOD Source Laminate	FLINTWOOD Flintwood
12	84	24	24	2485	5439	5282	8236
12	84	24	30	2569	5643	5414	8488
12	84	24	36	2651	5884	5545	8778
12	84	24	42	2735	6009	5680	8954
12	84	24	48	2815	6134	5813	9132
12	84	24	54	2900	6258	5940	9298
12	84	24	60	2984	6385	6076	9477
12	84	24	66	3068	6509	6207	9648
12	84	24	72	3148	6633	6339	9824
12	84	24	78	3231	6756	6472	9997
12	84	24	84	3314	6884	6603	10173
12	84	30	24	2569	5643	5414	8488
12	84	30	30	2651	5849	5545	8743
12	84	30	36	2735	6091	5680	9036
12	84	30	42	2815	6214	5813	9212
12	84	30	48	2900	6339	5940	9379
12	84	30	54	2984	6464	6076	9556
12	84	30	60	3068	6592	6207	9731
12	84	30	66	3148	6714	6339	9905
12	84	30	72	3231	6835	6472	10076
12	84	30	78	3314	6963	6603	10252
12	84	30	84	3399	7089	6737	10427
12	84	36	24	2651	5884	5545	8778
12	84	36	30	2735	6091	5680	9036
12	84	36	36	2815	6326	5813	9324
12	84	36	42	2900	6455	5940	9495
12	84	36	48	2984	6581	6076	9673
12	84	36	54	3068	6708	6207	9847
12	84	36	60	3148	6830	6339	10021
12	84	36	66	3231	6953	6472	10194
12	84	36	72	3314	7080	6603	10369
12	84	36	78	3399	7206	6737	10544
12	84	36	84	3479	7328	6870	10719
12	84	42	24	2735	6009	5680	8954
12	84	42	30	2815	6214	5813	9212
12	84	42	36	2900	6455	5940	9495
12	84	42	42	2984	6581	6076	9673
12	84	42	48	3068	6708	6207	9847
12	84	42	54	3148	6830	6339	10021
12	84	42	60	3231	6953	6472	10194
12	84	42	66	3314	7080	6603	10369
12	84	42	72	3399	7206	6737	10544
12	84	42	78	3479	7328	6870	10719
12	84	42	84	3564	7453	7001	10890

Pricing is continued on the following page.

Xpress

B _ C R U

Reception Desk Module – U-Shaped (Continued)

DIMENSIONS – INCHES
FOR MM X 25.4

PRICING

				1 9/16" (X)			
				FOUNDATION LAMINATE		FLINTWOOD	
				INSET PANEL FINISH			
D	Mw	LRw	RRw	Source Laminate	Flintwood	Source Laminate	Flintwood
12	84	48	24	2815	6134	5813	9132
12	84	48	30	2900	6339	5940	9379
12	84	48	36	2984	6581	6076	9673
12	84	48	42	3068	6708	6207	9847
12	84	48	48	3148	6830	6339	10021
12	84	48	54	3231	6953	6472	10194
12	84	48	60	3314	7080	6603	10369
12	84	48	66	3399	7206	6737	10544
12	84	48	72	3479	7328	6870	10719
12	84	48	78	3564	7453	7001	10890
12	84	48	84	3645	7575	7131	11061
12	84	54	24	2900	6258	5940	9298
12	84	54	30	2984	6464	6076	9556
12	84	54	36	3068	6708	6207	9847
12	84	54	42	3148	6830	6339	10021
12	84	54	48	3231	6953	6472	10194
12	84	54	54	3314	7080	6603	10369
12	84	54	60	3399	7206	6737	10544
12	84	54	66	3479	7328	6870	10719
12	84	54	72	3564	7453	7001	10890
12	84	54	78	3645	7575	7131	11061
12	84	54	84	3730	7701	7268	11239
12	84	60	24	2984	6385	6076	9477
12	84	60	30	3068	6592	6207	9731
12	84	60	36	3148	6830	6339	10021
12	84	60	42	3231	6953	6472	10194
12	84	60	48	3314	7080	6603	10369
12	84	60	54	3399	7206	6737	10544
12	84	60	60	3479	7328	6870	10719
12	84	60	66	3564	7453	7001	10890
12	84	60	72	3645	7575	7131	11061
12	84	60	78	3730	7701	7268	11239
12	84	60	84	3814	7828	7399	11413
12	84	66	24	3068	6509	6207	9648
12	84	66	30	3148	6714	6339	9905
12	84	66	36	3231	6953	6472	10194
12	84	66	42	3314	7080	6603	10369
12	84	66	48	3399	7206	6737	10544
12	84	66	54	3479	7328	6870	10719
12	84	66	60	3564	7453	7001	10890
12	84	66	66	3645	7575	7131	11061
12	84	66	72	3730	7701	7268	11239
12	84	66	78	3814	7828	7399	11413
12	84	66	84	3897	7950	7530	11583

Pricing is continued on the following page.

Xpress

B_CRU
Reception Desk Module – U-Shaped (Continued)

DIMENSIONS – INCHES
FOR MM X 25.4

PRICING

D	Mw	LRw	RRw	1 9/16" (X) FOUNDATION LAMINATE INSET PANEL FINISH Source Laminate	1 9/16" (X) FOUNDATION LAMINATE INSET PANEL FINISH Flintwood	FLINTWOOD Source Laminate	FLINTWOOD Flintwood
12	84	72	24	3148	6633	6339	9824
12	84	72	30	3231	6835	6472	10076
12	84	72	36	3314	7080	6603	10369
12	84	72	42	3399	7206	6737	10544
12	84	72	48	3479	7328	6870	10719
12	84	72	54	3564	7453	7001	10890
12	84	72	60	3645	7575	7131	11061
12	84	72	66	3730	7701	7268	11239
12	84	72	72	3814	7828	7399	11413
12	84	72	78	3897	7950	7530	11583
12	84	72	84	3979	8077	7663	11761
12	84	78	24	3231	6756	6472	9997
12	84	78	30	3314	6963	6603	10252
12	84	78	36	3399	7206	6737	10544
12	84	78	42	3479	7328	6870	10719
12	84	78	48	3564	7453	7001	10890
12	84	78	54	3645	7575	7131	11061
12	84	78	60	3730	7701	7268	11239
12	84	78	66	3814	7828	7399	11413
12	84	78	72	3897	7950	7530	11583
12	84	78	78	3979	8077	7663	11761
12	84	78	84	4057	8196	7795	11934
12	84	84	24	3314	6884	6603	10173
12	84	84	30	3399	7089	6737	10427
12	84	84	36	3479	7328	6870	10719
12	84	84	42	3564	7453	7001	10890
12	84	84	48	3645	7575	7131	11061
12	84	84	54	3730	7701	7268	11239
12	84	84	60	3814	7828	7399	11413
12	84	84	66	3897	7950	7530	11583
12	84	84	72	3979	8077	7663	11761
12	84	84	78	4057	8196	7795	11934
12	84	84	84	4143	8326	7927	12110
12	90	24	24	2658	6426	5503	9271
12	90	24	30	2742	6636	5635	9529
12	90	24	36	2827	6873	5769	9815
12	90	24	42	2907	6996	5900	9989
12	90	24	48	2992	7126	6033	10167
12	90	24	54	3073	7248	6166	10341
12	90	24	60	3157	7373	6298	10514
12	90	24	66	3241	7497	6430	10686
12	90	24	72	3322	7618	6564	10860
12	90	24	78	3405	7744	6696	11035
12	90	24	84	3489	7871	6831	11213

Pricing is continued on the following page.

Xpress

B _ C R U

Reception Desk Module – U-Shaped (Continued)

DIMENSIONS – INCHES
FOR MM X 25.4

PRICING

				1 9/16" (X)			
				FOUNDATION LAMINATE		FLINTWOOD	
				INSET PANEL FINISH			
D	Mw	LRw	RRw	Source Laminate	Flintwood	Source Laminate	Flintwood
12	90	30	24	2742	6636	5635	9529
12	90	30	30	2827	6838	5769	9780
12	90	30	36	2907	7078	5900	10071
12	90	30	42	2992	7202	6033	10243
12	90	30	48	3073	7327	6166	10420
12	90	30	54	3157	7451	6298	10592
12	90	30	60	3241	7576	6430	10765
12	90	30	66	3322	7701	6564	10943
12	90	30	72	3405	7826	6696	11117
12	90	30	78	3489	7952	6831	11294
12	90	30	84	3571	8076	6962	11467
12	90	36	24	2827	6873	5769	9815
12	90	36	30	2907	7078	5900	10071
12	90	36	36	2992	7319	6033	10360
12	90	36	42	3073	7443	6166	10536
12	90	36	48	3157	7569	6298	10710
12	90	36	54	3241	7693	6430	10882
12	90	36	60	3322	7814	6564	11056
12	90	36	66	3405	7941	6696	11232
12	90	36	72	3489	8066	6831	11408
12	90	36	78	3571	8191	6962	11582
12	90	36	84	3656	8317	7091	11752
12	90	42	24	2907	6996	5900	9989
12	90	42	30	2992	7202	6033	10243
12	90	42	36	3073	7443	6166	10536
12	90	42	42	3157	7569	6298	10710
12	90	42	48	3241	7693	6430	10882
12	90	42	54	3322	7814	6564	11056
12	90	42	60	3405	7941	6696	11232
12	90	42	66	3489	8066	6831	11408
12	90	42	72	3571	8191	6962	11582
12	90	42	78	3656	8317	7091	11752
12	90	42	84	3737	8441	7223	11927
12	90	48	24	2992	7126	6033	10167
12	90	48	30	3073	7327	6166	10420
12	90	48	36	3157	7569	6298	10710
12	90	48	42	3241	7693	6430	10882
12	90	48	48	3322	7814	6564	11056
12	90	48	54	3405	7941	6696	11232
12	90	48	60	3489	8066	6831	11408
12	90	48	66	3571	8191	6962	11582
12	90	48	72	3656	8317	7091	11752
12	90	48	78	3737	8441	7223	11927
12	90	48	84	3821	8563	7358	12100

Pricing is continued on the following page.

Xpress

B_CRU
Reception Desk Module – U-Shaped (Continued)

DIMENSIONS – INCHES
FOR MM X 25.4

PRICING

D	Mw	LRw	RRw	1 9/16" (X) FOUNDATION LAMINATE INSET PANEL FINISH Source Laminate	Flintwood	FLINTWOOD Source Laminate	Flintwood
12	90	54	24	3073	7248	6166	10341
12	90	54	30	3157	7451	6298	10592
12	90	54	36	3241	7693	6430	10882
12	90	54	42	3322	7814	6564	11056
12	90	54	48	3405	7941	6696	11232
12	90	54	54	3489	8066	6831	11408
12	90	54	60	3571	8191	6962	11582
12	90	54	66	3656	8317	7091	11752
12	90	54	72	3737	8441	7223	11927
12	90	54	78	3821	8563	7358	12100
12	90	54	84	3902	8689	7487	12274
12	90	60	24	3157	7373	6298	10514
12	90	60	30	3241	7576	6430	10765
12	90	60	36	3322	7814	6564	11056
12	90	60	42	3405	7941	6696	11232
12	90	60	48	3489	8066	6831	11408
12	90	60	54	3571	8191	6962	11582
12	90	60	60	3656	8317	7091	11752
12	90	60	66	3737	8441	7223	11927
12	90	60	72	3821	8563	7358	12100
12	90	60	78	3902	8689	7487	12274
12	90	60	84	3987	8816	7620	12449
12	90	66	24	3241	7497	6430	10686
12	90	66	30	3322	7701	6564	10943
12	90	66	36	3405	7941	6696	11232
12	90	66	42	3489	8066	6831	11408
12	90	66	48	3571	8191	6962	11582
12	90	66	54	3656	8317	7091	11752
12	90	66	60	3737	8441	7223	11927
12	90	66	66	3821	8563	7358	12100
12	90	66	72	3902	8689	7487	12274
12	90	66	78	3987	8816	7620	12449
12	90	66	84	4067	8937	7750	12620
12	90	72	24	3322	7618	6564	10860
12	90	72	30	3405	7826	6696	11117
12	90	72	36	3489	8066	6831	11408
12	90	72	42	3571	8191	6962	11582
12	90	72	48	3656	8317	7091	11752
12	90	72	54	3737	8441	7223	11927
12	90	72	60	3821	8563	7358	12100
12	90	72	66	3902	8689	7487	12274
12	90	72	72	3987	8816	7620	12449
12	90	72	78	4067	8937	7750	12620
12	90	72	84	4151	9065	7884	12798

Pricing is continued on the following page.

Xpress

B _ C R U

Reception Desk Module – U-Shaped (Continued)

DIMENSIONS – INCHES
FOR MM X 25.4

PRICING

				1 9/16" (X)			
				FOUNDATION LAMINATE		FLINTWOOD	
				INSET PANEL FINISH			
D	Mw	LRw	RRw	Source Laminate	Flintwood	Source Laminate	Flintwood
12	90	78	24	3405	7744	6696	11035
12	90	78	30	3489	7952	6831	11294
12	90	78	36	3571	8191	6962	11582
12	90	78	42	3656	8317	7091	11752
12	90	78	48	3737	8441	7223	11927
12	90	78	54	3821	8563	7358	12100
12	90	78	60	3902	8689	7487	12274
12	90	78	66	3987	8816	7620	12449
12	90	78	72	4067	8937	7750	12620
12	90	78	78	4151	9065	7884	12798
12	90	78	84	4233	9185	8015	12967
12	90	84	24	3489	7871	6831	11213
12	90	84	30	3571	8076	6962	11467
12	90	84	36	3656	8317	7091	11752
12	90	84	42	3737	8441	7223	11927
12	90	84	48	3821	8563	7358	12100
12	90	84	54	3902	8689	7487	12274
12	90	84	60	3987	8816	7620	12449
12	90	84	66	4067	8937	7750	12620
12	90	84	72	4151	9065	7884	12798
12	90	84	78	4233	9185	8015	12967
12	90	84	84	4321	9314	8148	13141
12	96	24	24	2742	6555	5635	9448
12	96	24	30	2827	6757	5769	9699
12	96	24	36	2907	6996	5900	9989
12	96	24	42	2992	7126	6033	10167
12	96	24	48	3073	7248	6166	10341
12	96	24	54	3157	7373	6298	10514
12	96	24	60	3241	7497	6430	10686
12	96	24	66	3322	7618	6564	10860
12	96	24	72	3405	7744	6696	11035
12	96	24	78	3489	7871	6831	11213
12	96	24	84	3571	7996	6962	11387
12	96	30	24	2827	6757	5769	9699
12	96	30	30	2907	6959	5900	9952
12	96	30	36	2992	7202	6033	10243
12	96	30	42	3073	7327	6166	10420
12	96	30	48	3157	7451	6298	10592
12	96	30	54	3241	7576	6430	10765
12	96	30	60	3322	7701	6564	10943
12	96	30	66	3405	7826	6696	11117
12	96	30	72	3489	7952	6831	11294
12	96	30	78	3571	8076	6962	11467
12	96	30	84	3656	8202	7091	11637

Pricing is continued on the following page.

Xpress

B_CRU
Reception Desk Module – U-Shaped (Continued)

DIMENSIONS – INCHES
FOR MM X 25.4

PRICING

D	Mw	LRw	RRw	1 9/16" (X) FOUNDATION LAMINATE INSET PANEL FINISH Source Laminate	1 9/16" (X) FOUNDATION LAMINATE INSET PANEL FINISH Flintwood	FLINTWOOD Source Laminate	FLINTWOOD Flintwood
12	96	36	24	2907	6996	5900	9989
12	96	36	30	2992	7202	6033	10243
12	96	36	36	3073	7443	6166	10536
12	96	36	42	3157	7569	6298	10710
12	96	36	48	3241	7693	6430	10882
12	96	36	54	3322	7814	6564	11056
12	96	36	60	3405	7941	6696	11232
12	96	36	66	3489	8066	6831	11408
12	96	36	72	3571	8191	6962	11582
12	96	36	78	3656	8317	7091	11752
12	96	36	84	3737	8441	7223	11927
12	96	42	24	2992	7126	6033	10167
12	96	42	30	3073	7327	6166	10420
12	96	42	36	3157	7569	6298	10710
12	96	42	42	3241	7693	6430	10882
12	96	42	48	3322	7814	6564	11056
12	96	42	54	3405	7941	6696	11232
12	96	42	60	3489	8066	6831	11408
12	96	42	66	3571	8191	6962	11582
12	96	42	72	3656	8317	7091	11752
12	96	42	78	3737	8441	7223	11927
12	96	42	84	3821	8563	7358	12100
12	96	48	24	3073	7248	6166	10341
12	96	48	30	3157	7451	6298	10592
12	96	48	36	3241	7693	6430	10882
12	96	48	42	3322	7814	6564	11056
12	96	48	48	3405	7941	6696	11232
12	96	48	54	3489	8066	6831	11408
12	96	48	60	3571	8191	6962	11582
12	96	48	66	3656	8317	7091	11752
12	96	48	72	3737	8441	7223	11927
12	96	48	78	3821	8563	7358	12100
12	96	48	84	3902	8689	7487	12274
12	96	54	24	3157	7373	6298	10514
12	96	54	30	3241	7576	6430	10765
12	96	54	36	3322	7814	6564	11056
12	96	54	42	3405	7941	6696	11232
12	96	54	48	3489	8066	6831	11408
12	96	54	54	3571	8191	6962	11582
12	96	54	60	3656	8317	7091	11752
12	96	54	66	3737	8441	7223	11927
12	96	54	72	3821	8563	7358	12100
12	96	54	78	3902	8689	7487	12274
12	96	54	84	3987	8816	7620	12449

Pricing is continued on the following page.

Xpress

B _ C R U

Reception Desk Module – U-Shaped (Continued)

DIMENSIONS – INCHES
FOR MM X 25.4

PRICING

				1 9/16" (X)			
				FOUNDATION LAMINATE		FLINTWOOD	
				INSET PANEL FINISH			
D	Mw	LRw	RRw	Source Laminate	Flintwood	Source Laminate	Flintwood
12	96	60	24	3241	7497	6430	10686
12	96	60	30	3322	7701	6564	10943
12	96	60	36	3405	7941	6696	11232
12	96	60	42	3489	8066	6831	11408
12	96	60	48	3571	8191	6962	11582
12	96	60	54	3656	8317	7091	11752
12	96	60	60	3737	8441	7223	11927
12	96	60	66	3821	8563	7358	12100
12	96	60	72	3902	8689	7487	12274
12	96	60	78	3987	8816	7620	12449
12	96	60	84	4067	8937	7750	12620
12	96	66	24	3322	7618	6564	10860
12	96	66	30	3405	7826	6696	11117
12	96	66	36	3489	8066	6831	11408
12	96	66	42	3571	8191	6962	11582
12	96	66	48	3656	8317	7091	11752
12	96	66	54	3737	8441	7223	11927
12	96	66	60	3821	8563	7358	12100
12	96	66	66	3902	8689	7487	12274
12	96	66	72	3987	8816	7620	12449
12	96	66	78	4067	8937	7750	12620
12	96	66	84	4151	9065	7884	12798
12	96	72	24	3405	7744	6696	11035
12	96	72	30	3489	7952	6831	11294
12	96	72	36	3571	8191	6962	11582
12	96	72	42	3656	8317	7091	11752
12	96	72	48	3737	8441	7223	11927
12	96	72	54	3821	8563	7358	12100
12	96	72	60	3902	8689	7487	12274
12	96	72	66	3987	8816	7620	12449
12	96	72	72	4067	8937	7750	12620
12	96	72	78	4151	9065	7884	12798
12	96	72	84	4233	9185	8015	12967
12	96	78	24	3489	7871	6831	11213
12	96	78	30	3571	8076	6962	11467
12	96	78	36	3656	8317	7091	11752
12	96	78	42	3737	8441	7223	11927
12	96	78	48	3821	8563	7358	12100
12	96	78	54	3902	8689	7487	12274
12	96	78	60	3987	8816	7620	12449
12	96	78	66	4067	8937	7750	12620
12	96	78	72	4151	9065	7884	12798
12	96	78	78	4233	9185	8015	12967
12	96	78	84	4321	9314	8148	13141

Pricing is continued on the following page.

Xpress

B_CRU
Reception Desk Module – U-Shaped (Continued)

DIMENSIONS – INCHES
FOR MM X 25.4

PRICING

D	Mw	LRw	RRw	1 9/16" (X) FOUNDATION LAMINATE INSET PANEL FINISH Source Laminate	Flintwood	FLINTWOOD Source Laminate	Flintwood
12	96	84	24	3571	7996	6962	11387
12	96	84	30	3656	8202	7091	11637
12	96	84	36	3737	8441	7223	11927
12	96	84	42	3821	8563	7358	12100
12	96	84	48	3902	8689	7487	12274
12	96	84	54	3987	8816	7620	12449
12	96	84	60	4067	8937	7750	12620
12	96	84	66	4151	9065	7884	12798
12	96	84	72	4233	9185	8015	12967
12	96	84	78	4321	9314	8148	13141
12	96	84	84	4400	9440	8284	13324
12	102	24	24	2834	6685	6044	9895
12	102	24	30	2916	6888	6177	10149
12	102	24	36	2999	7133	6310	10444
12	102	24	42	3082	7257	6439	10614
12	102	24	48	3165	7381	6573	10789
12	102	24	54	3249	7505	6705	10961
12	102	24	60	3332	7628	6838	11134
12	102	24	66	3413	7752	6971	11310
12	102	24	72	3500	7882	7100	11482
12	102	24	78	3580	8005	7233	11658
12	102	24	84	3661	8126	7369	11834
12	102	30	24	2916	6888	6177	10149
12	102	30	30	2999	7095	6310	10406
12	102	30	36	3082	7336	6439	10693
12	102	30	42	3165	7459	6573	10867
12	102	30	48	3249	7584	6705	11040
12	102	30	54	3332	7711	6838	11217
12	102	30	60	3413	7834	6971	11392
12	102	30	66	3500	7963	7100	11563
12	102	30	72	3580	8085	7233	11738
12	102	30	78	3661	8207	7369	11915
12	102	30	84	3744	8334	7499	12089
12	102	36	24	2999	7133	6310	10444
12	102	36	30	3082	7336	6439	10693
12	102	36	36	3165	7577	6573	10985
12	102	36	42	3249	7701	6705	11157
12	102	36	48	3332	7824	6838	11330
12	102	36	54	3413	7949	6971	11507
12	102	36	60	3500	8077	7100	11677
12	102	36	66	3580	8200	7233	11853
12	102	36	72	3661	8322	7369	12030
12	102	36	78	3744	8448	7499	12203
12	102	36	84	3828	8570	7632	12374

Pricing is continued on the following page.

Xpress

B_CRU

Reception Desk Module – U-Shaped (Continued)

DIMENSIONS – INCHES
FOR MM X 25.4

PRICING

				1 9/16" (X)			
				FOUNDATION LAMINATE		FLINTWOOD	
				INSET PANEL FINISH			
D	Mw	LRw	RRw	Source Laminate	Flintwood	Source Laminate	Flintwood
12	102	42	24	3082	7257	6439	10614
12	102	42	30	3165	7459	6573	10867
12	102	42	36	3249	7701	6705	11157
12	102	42	42	3332	7824	6838	11330
12	102	42	48	3413	7949	6971	11507
12	102	42	54	3500	8077	7100	11677
12	102	42	60	3580	8200	7233	11853
12	102	42	66	3661	8322	7369	12030
12	102	42	72	3744	8448	7499	12203
12	102	42	78	3828	8570	7632	12374
12	102	42	84	3909	8696	7768	12555
12	102	48	24	3165	7381	6573	10789
12	102	48	30	3249	7584	6705	11040
12	102	48	36	3332	7824	6838	11330
12	102	48	42	3413	7949	6971	11507
12	102	48	48	3500	8077	7100	11677
12	102	48	54	3580	8200	7233	11853
12	102	48	60	3661	8322	7369	12030
12	102	48	66	3744	8448	7499	12203
12	102	48	72	3828	8570	7632	12374
12	102	48	78	3909	8696	7768	12555
12	102	48	84	3996	8825	7899	12728
12	102	54	24	3249	7505	6705	10961
12	102	54	30	3332	7711	6838	11217
12	102	54	36	3413	7949	6971	11507
12	102	54	42	3500	8077	7100	11677
12	102	54	48	3580	8200	7233	11853
12	102	54	54	3661	8322	7369	12030
12	102	54	60	3744	8448	7499	12203
12	102	54	66	3828	8570	7632	12374
12	102	54	72	3909	8696	7768	12555
12	102	54	78	3996	8825	7899	12728
12	102	54	84	4080	8950	8030	12900
12	102	60	24	3332	7628	6838	11134
12	102	60	30	3413	7834	6971	11392
12	102	60	36	3500	8077	7100	11677
12	102	60	42	3580	8200	7233	11853
12	102	60	48	3661	8322	7369	12030
12	102	60	54	3744	8448	7499	12203
12	102	60	60	3828	8570	7632	12374
12	102	60	66	3909	8696	7768	12555
12	102	60	72	3996	8825	7899	12728
12	102	60	78	4080	8950	8030	12900
12	102	60	84	4159	9073	8162	13076

Pricing is continued on the following page.

Xpress

B_CRU
Reception Desk Module – U-Shaped (Continued)

DIMENSIONS – INCHES
FOR MM X 25.4

PRICING

D	Mw	LRw	RRw	1 9/16" (X) FOUNDATION LAMINATE INSET PANEL FINISH Source Laminate	1 9/16" (X) FOUNDATION LAMINATE INSET PANEL FINISH Flintwood	FLINTWOOD Source Laminate	FLINTWOOD Flintwood
12	102	66	24	3413	7752	6971	11310
12	102	66	30	3500	7963	7100	11563
12	102	66	36	3580	8200	7233	11853
12	102	66	42	3661	8322	7369	12030
12	102	66	48	3744	8448	7499	12203
12	102	66	54	3828	8570	7632	12374
12	102	66	60	3909	8696	7768	12555
12	102	66	66	3996	8825	7899	12728
12	102	66	72	4080	8950	8030	12900
12	102	66	78	4159	9073	8162	13076
12	102	66	84	4241	9193	8291	13243
12	102	72	24	3500	7882	7100	11482
12	102	72	30	3580	8085	7233	11738
12	102	72	36	3661	8322	7369	12030
12	102	72	42	3744	8448	7499	12203
12	102	72	48	3828	8570	7632	12374
12	102	72	54	3909	8696	7768	12555
12	102	72	60	3996	8825	7899	12728
12	102	72	66	4080	8950	8030	12900
12	102	72	72	4159	9073	8162	13076
12	102	72	78	4241	9193	8291	13243
12	102	72	84	4327	9320	8426	13419
12	102	78	24	3580	8005	7233	11658
12	102	78	30	3661	8207	7369	11915
12	102	78	36	3744	8448	7499	12203
12	102	78	42	3828	8570	7632	12374
12	102	78	48	3909	8696	7768	12555
12	102	78	54	3996	8825	7899	12728
12	102	78	60	4080	8950	8030	12900
12	102	78	66	4159	9073	8162	13076
12	102	78	72	4241	9193	8291	13243
12	102	78	78	4327	9320	8426	13419
12	102	78	84	4408	9448	8560	13600
12	102	84	24	3661	8126	7369	11834
12	102	84	30	3744	8334	7499	12089
12	102	84	36	3828	8570	7632	12374
12	102	84	42	3909	8696	7768	12555
12	102	84	48	3996	8825	7899	12728
12	102	84	54	4080	8950	8030	12900
12	102	84	60	4159	9073	8162	13076
12	102	84	66	4241	9193	8291	13243
12	102	84	72	4327	9320	8426	13419
12	102	84	78	4408	9448	8560	13600
12	102	84	84	4490	9567	8690	13767

Pricing is continued on the following page.

Xpress

B_CRU

Reception Desk Module – U-Shaped (Continued)

DIMENSIONS – INCHES
FOR MM X 25.4

PRICING

				1 9/16" (X)			
				FOUNDATION LAMINATE		FLINTWOOD	
				INSET PANEL FINISH			
D	Mw	LRw	RRw	Source Laminate	Flintwood	Source Laminate	Flintwood
12	108	24	24	2916	6812	6177	10073
12	108	24	30	2999	7013	6310	10324
12	108	24	36	3082	7257	6439	10614
12	108	24	42	3165	7381	6573	10789
12	108	24	48	3249	7505	6705	10961
12	108	24	54	3332	7628	6838	11134
12	108	24	60	3413	7752	6971	11310
12	108	24	66	3500	7882	7100	11482
12	108	24	72	3580	8005	7233	11658
12	108	24	78	3661	8126	7369	11834
12	108	24	84	3744	8254	7499	12009
12	108	30	24	2999	7013	6310	10324
12	108	30	30	3082	7220	6439	10577
12	108	30	36	3165	7459	6573	10867
12	108	30	42	3249	7584	6705	11040
12	108	30	48	3332	7711	6838	11217
12	108	30	54	3413	7834	6971	11392
12	108	30	60	3500	7963	7100	11563
12	108	30	66	3580	8085	7233	11738
12	108	30	72	3661	8207	7369	11915
12	108	30	78	3744	8334	7499	12089
12	108	30	84	3828	8458	7632	12262
12	108	36	24	3082	7257	6439	10614
12	108	36	30	3165	7459	6573	10867
12	108	36	36	3249	7701	6705	11157
12	108	36	42	3332	7824	6838	11330
12	108	36	48	3413	7949	6971	11507
12	108	36	54	3500	8077	7100	11677
12	108	36	60	3580	8200	7233	11853
12	108	36	66	3661	8322	7369	12030
12	108	36	72	3744	8448	7499	12203
12	108	36	78	3828	8570	7632	12374
12	108	36	84	3909	8696	7768	12555
12	108	42	24	3165	7381	6573	10789
12	108	42	30	3249	7584	6705	11040
12	108	42	36	3332	7824	6838	11330
12	108	42	42	3413	7949	6971	11507
12	108	42	48	3500	8077	7100	11677
12	108	42	54	3580	8200	7233	11853
12	108	42	60	3661	8322	7369	12030
12	108	42	66	3744	8448	7499	12203
12	108	42	72	3828	8570	7632	12374
12	108	42	78	3909	8696	7768	12555
12	108	42	84	3996	8825	7899	12728

Pricing is continued on the following page.

Xpress

B_CRU
Reception Desk Module – U-Shaped (Continued)

DIMENSIONS – INCHES
FOR MM X 25.4

PRICING

D	Mw	LRw	RRw	1 9/16" (X) FOUNDATION LAMINATE INSET PANEL FINISH Source Laminate	Flintwood	FLINTWOOD Source Laminate	Flintwood
12	108	48	24	3249	7505	6705	10961
12	108	48	30	3332	7711	6838	11217
12	108	48	36	3413	7949	6971	11507
12	108	48	42	3500	8077	7100	11677
12	108	48	48	3580	8200	7233	11853
12	108	48	54	3661	8322	7369	12030
12	108	48	60	3744	8448	7499	12203
12	108	48	66	3828	8570	7632	12374
12	108	48	72	3909	8696	7768	12555
12	108	48	78	3996	8825	7899	12728
12	108	48	84	4080	8950	8030	12900
12	108	54	24	3332	7628	6838	11134
12	108	54	30	3413	7834	6971	11392
12	108	54	36	3500	8077	7100	11677
12	108	54	42	3580	8200	7233	11853
12	108	54	48	3661	8322	7369	12030
12	108	54	54	3744	8448	7499	12203
12	108	54	60	3828	8570	7632	12374
12	108	54	66	3909	8696	7768	12555
12	108	54	72	3996	8825	7899	12728
12	108	54	78	4080	8950	8030	12900
12	108	54	84	4159	9073	8162	13076
12	108	60	24	3413	7752	6971	11310
12	108	60	30	3500	7963	7100	11563
12	108	60	36	3580	8200	7233	11853
12	108	60	42	3661	8322	7369	12030
12	108	60	48	3744	8448	7499	12203
12	108	60	54	3828	8570	7632	12374
12	108	60	60	3909	8696	7768	12555
12	108	60	66	3996	8825	7899	12728
12	108	60	72	4080	8950	8030	12900
12	108	60	78	4159	9073	8162	13076
12	108	60	84	4241	9193	8291	13243
12	108	66	24	3500	7882	7100	11482
12	108	66	30	3580	8085	7233	11738
12	108	66	36	3661	8322	7369	12030
12	108	66	42	3744	8448	7499	12203
12	108	66	48	3828	8570	7632	12374
12	108	66	54	3909	8696	7768	12555
12	108	66	60	3996	8825	7899	12728
12	108	66	66	4080	8950	8030	12900
12	108	66	72	4159	9073	8162	13076
12	108	66	78	4241	9193	8291	13243
12	108	66	84	4327	9320	8426	13419

Pricing is continued on the following page.

Xpress

B_CRU

Reception Desk Module – U-Shaped (Continued)

DIMENSIONS – INCHES
FOR MM X 25.4

PRICING

				1 9/16" (X)			
				FOUNDATION LAMINATE		FLINTWOOD	
				INSET PANEL FINISH			
D	Mw	LRw	RRw	Source Laminate	Flintwood	Source Laminate	Flintwood
12	108	72	24	3580	8005	7233	11658
12	108	72	30	3661	8207	7369	11915
12	108	72	36	3744	8448	7499	12203
12	108	72	42	3828	8570	7632	12374
12	108	72	48	3909	8696	7768	12555
12	108	72	54	3996	8825	7899	12728
12	108	72	60	4080	8950	8030	12900
12	108	72	66	4159	9073	8162	13076
12	108	72	72	4241	9193	8291	13243
12	108	72	78	4327	9320	8426	13419
12	108	72	84	4408	9448	8557	13597
12	108	78	24	3661	8126	7369	11834
12	108	78	30	3744	8334	7499	12089
12	108	78	36	3828	8570	7632	12374
12	108	78	42	3909	8696	7768	12555
12	108	78	48	3996	8825	7899	12728
12	108	78	54	4080	8950	8030	12900
12	108	78	60	4159	9073	8162	13076
12	108	78	66	4241	9193	8291	13243
12	108	78	72	4327	9320	8426	13419
12	108	78	78	4408	9448	8557	13597
12	108	78	84	4490	9567	8690	13767
12	108	84	24	3744	8254	7499	12009
12	108	84	30	3828	8458	7632	12262
12	108	84	36	3909	8696	7768	12555
12	108	84	42	3996	8825	7899	12728
12	108	84	48	4080	8950	8030	12900
12	108	84	54	4159	9073	8162	13076
12	108	84	60	4241	9193	8291	13243
12	108	84	66	4327	9320	8426	13419
12	108	84	72	4408	9448	8557	13597
12	108	84	78	4490	9567	8690	13767
12	108	84	84	4575	9698	8821	13944
12	114	24	24	2999	6936	6310	10247
12	114	24	30	3082	7137	6439	10494
12	114	24	36	3165	7381	6573	10789
12	114	24	42	3249	7505	6705	10961
12	114	24	48	3332	7628	6838	11134
12	114	24	54	3413	7752	6971	11310
12	114	24	60	3500	7882	7100	11482
12	114	24	66	3580	8005	7233	11658
12	114	24	72	3661	8126	7369	11834
12	114	24	78	3744	8254	7499	12009
12	114	24	84	3828	8375	7632	12179

Pricing is continued on the following page.

Xpress

B_CRU
Reception Desk Module – U-Shaped (Continued)

DIMENSIONS – INCHES
FOR MM X 25.4

PRICING

D	Mw	LRw	RRw	1 9/16" (X) FOUNDATION LAMINATE INSET PANEL FINISH Source Laminate	Flintwood	FLINTWOOD Source Laminate	Flintwood
12	114	30	24	3082	7137	6439	10494
12	114	30	30	3165	7344	6573	10752
12	114	30	36	3249	7584	6705	11040
12	114	30	42	3332	7711	6838	11217
12	114	30	48	3413	7834	6971	11392
12	114	30	54	3500	7963	7100	11563
12	114	30	60	3580	8085	7233	11738
12	114	30	66	3661	8207	7369	11915
12	114	30	72	3744	8334	7499	12089
12	114	30	78	3828	8458	7632	12262
12	114	30	84	3909	8582	7765	12438
12	114	36	24	3165	7381	6573	10789
12	114	36	30	3249	7584	6705	11040
12	114	36	36	3332	7824	6838	11330
12	114	36	42	3413	7949	6971	11507
12	114	36	48	3500	8077	7100	11677
12	114	36	54	3580	8200	7233	11853
12	114	36	60	3661	8322	7369	12030
12	114	36	66	3744	8448	7499	12203
12	114	36	72	3828	8570	7632	12374
12	114	36	78	3909	8696	7765	12552
12	114	36	84	3996	8825	7899	12728
12	114	42	24	3249	7505	6705	10961
12	114	42	30	3332	7711	6838	11217
12	114	42	36	3413	7949	6971	11507
12	114	42	42	3500	8077	7100	11677
12	114	42	48	3580	8200	7233	11853
12	114	42	54	3661	8322	7369	12030
12	114	42	60	3744	8448	7499	12203
12	114	42	66	3828	8570	7632	12374
12	114	42	72	3909	8696	7765	12552
12	114	42	78	3996	8825	7899	12728
12	114	42	84	4080	8950	8030	12900
12	114	48	24	3332	7628	6838	11134
12	114	48	30	3413	7834	6971	11392
12	114	48	36	3500	8077	7100	11677
12	114	48	42	3580	8200	7233	11853
12	114	48	48	3661	8322	7369	12030
12	114	48	54	3744	8448	7499	12203
12	114	48	60	3828	8570	7632	12374
12	114	48	66	3909	8696	7765	12552
12	114	48	72	3996	8825	7899	12728
12	114	48	78	4080	8950	8030	12900
12	114	48	84	4159	9073	8161	13075

Pricing is continued on the following page.

Xpress

B _ C R U

Reception Desk Module – U-Shaped (Continued)

DIMENSIONS – INCHES
FOR MM X 25.4

PRICING

				1 9/16" (X)			
				FOUNDATION LAMINATE		FLINTWOOD	
				INSET PANEL FINISH			
D	Mw	LRw	RRw	Source Laminate	Flintwood	Source Laminate	Flintwood
12	114	54	24	3413	7752	6971	11310
12	114	54	30	3500	7963	7100	11563
12	114	54	36	3580	8200	7233	11853
12	114	54	42	3661	8322	7369	12030
12	114	54	48	3744	8448	7499	12203
12	114	54	54	3828	8570	7632	12374
12	114	54	60	3909	8696	7765	12552
12	114	54	66	3996	8825	7899	12728
12	114	54	72	4080	8950	8030	12900
12	114	54	78	4159	9073	8161	13075
12	114	54	84	4241	9193	8291	13243
12	114	60	24	3500	7882	7100	11482
12	114	60	30	3580	8085	7233	11738
12	114	60	36	3661	8322	7369	12030
12	114	60	42	3744	8448	7499	12203
12	114	60	48	3828	8570	7632	12374
12	114	60	54	3909	8696	7765	12552
12	114	60	60	3996	8825	7899	12728
12	114	60	66	4080	8950	8030	12900
12	114	60	72	4159	9073	8161	13075
12	114	60	78	4241	9193	8291	13243
12	114	60	84	4327	9320	8426	13419
12	114	66	24	3580	8005	7233	11658
12	114	66	30	3661	8207	7369	11915
12	114	66	36	3744	8448	7499	12203
12	114	66	42	3828	8570	7632	12374
12	114	66	48	3909	8696	7765	12552
12	114	66	54	3996	8825	7899	12728
12	114	66	60	4080	8950	8030	12900
12	114	66	66	4159	9073	8161	13075
12	114	66	72	4241	9193	8291	13243
12	114	66	78	4327	9320	8426	13419
12	114	66	84	4408	9448	8557	13597
12	114	72	24	3661	8126	7369	11834
12	114	72	30	3744	8334	7499	12089
12	114	72	36	3828	8570	7632	12374
12	114	72	42	3909	8696	7765	12552
12	114	72	48	3996	8825	7899	12728
12	114	72	54	4080	8950	8030	12900
12	114	72	60	4159	9073	8161	13075
12	114	72	66	4241	9193	8291	13243
12	114	72	72	4327	9320	8426	13419
12	114	72	78	4408	9448	8557	13597
12	114	72	84	4490	9567	8690	13767

Pricing is continued on the following page.

Xpress

B_CRU
Reception Desk Module – U-Shaped (Continued)

DIMENSIONS – INCHES
FOR MM X 25.4

PRICING

D	Mw	LRw	RRw	1 9/16" (X) FOUNDATION LAMINATE INSET PANEL FINISH Source Laminate	Flintwood	FLINTWOOD Source Laminate	Flintwood
12	114	78	24	3744	8254	7499	12009
12	114	78	30	3828	8458	7632	12262
12	114	78	36	3909	8696	7765	12552
12	114	78	42	3996	8825	7899	12728
12	114	78	48	4080	8950	8030	12900
12	114	78	54	4159	9073	8161	13075
12	114	78	60	4241	9193	8291	13243
12	114	78	66	4327	9320	8426	13419
12	114	78	72	4408	9448	8557	13597
12	114	78	78	4490	9567	8690	13767
12	114	78	84	4575	9698	8821	13944
12	114	84	24	3828	8375	7632	12179
12	114	84	30	3909	8582	7765	12438
12	114	84	36	3996	8825	7899	12728
12	114	84	42	4080	8950	8030	12900
12	114	84	48	4159	9073	8161	13075
12	114	84	54	4241	9193	8291	13243
12	114	84	60	4327	9320	8426	13419
12	114	84	66	4408	9448	8557	13597
12	114	84	72	4490	9567	8690	13767
12	114	84	78	4575	9698	8821	13944
12	114	84	84	4656	9820	8954	14118
12	120	24	24	3082	7061	6439	10418
12	120	24	30	3165	7262	6573	10670
12	120	24	36	3249	7505	6705	10961
12	120	24	42	3332	7628	6838	11134
12	120	24	48	3413	7752	6970	11309
12	120	24	54	3500	7882	7100	11482
12	120	24	60	3580	8005	7233	11658
12	120	24	66	3661	8126	7367	11832
12	120	24	72	3744	8254	7499	12009
12	120	24	78	3828	8375	7632	12179
12	120	24	84	3909	8501	7765	12357
12	120	30	24	3165	7262	6573	10670
12	120	30	30	3249	7471	6705	10927
12	120	30	36	3332	7711	6838	11217
12	120	30	42	3413	7834	6970	11391
12	120	30	48	3500	7963	7100	11563
12	120	30	54	3580	8085	7233	11738
12	120	30	60	3661	8207	7367	11913
12	120	30	66	3744	8334	7499	12089
12	120	30	72	3828	8458	7632	12262
12	120	30	78	3909	8582	7765	12438
12	120	30	84	3996	8707	7899	12610

Pricing is continued on the following page.

Xpress

B _ C R U

Reception Desk Module – U-Shaped (Continued)

DIMENSIONS – INCHES
FOR MM X 25.4

PRICING

				1 9/16" (X)			
				FOUNDATION LAMINATE		FLINTWOOD	
				INSET PANEL FINISH			
D	Mw	LRw	RRw	Source Laminate	Flintwood	Source Laminate	Flintwood
12	120	36	24	3249	7505	6705	10961
12	120	36	30	3332	7711	6838	11217
12	120	36	36	3413	7949	6970	11506
12	120	36	42	3500	8077	7100	11677
12	120	36	48	3580	8200	7233	11853
12	120	36	54	3661	8322	7367	12028
12	120	36	60	3744	8448	7499	12203
12	120	36	66	3828	8570	7632	12374
12	120	36	72	3909	8696	7765	12552
12	120	36	78	3996	8825	7899	12728
12	120	36	84	4080	8950	8030	12900
12	120	42	24	3332	7628	6838	11134
12	120	42	30	3413	7834	6970	11391
12	120	42	36	3500	8077	7100	11677
12	120	42	42	3580	8200	7233	11853
12	120	42	48	3661	8322	7367	12028
12	120	42	54	3744	8448	7499	12203
12	120	42	60	3828	8570	7632	12374
12	120	42	66	3909	8696	7765	12552
12	120	42	72	3996	8825	7899	12728
12	120	42	78	4080	8950	8030	12900
12	120	42	84	4159	9073	8161	13075
12	120	48	24	3413	7752	6970	11309
12	120	48	30	3500	7963	7100	11563
12	120	48	36	3580	8200	7233	11853
12	120	48	42	3661	8322	7367	12028
12	120	48	48	3744	8448	7499	12203
12	120	48	54	3828	8570	7632	12374
12	120	48	60	3909	8696	7765	12552
12	120	48	66	3996	8825	7899	12728
12	120	48	72	4080	8950	8030	12900
12	120	48	78	4159	9073	8161	13075
12	120	48	84	4241	9193	8291	13243
12	120	54	24	3500	7882	7100	11482
12	120	54	30	3580	8085	7233	11738
12	120	54	36	3661	8322	7367	12028
12	120	54	42	3744	8448	7499	12203
12	120	54	48	3828	8570	7632	12374
12	120	54	54	3909	8696	7765	12552
12	120	54	60	3996	8825	7899	12728
12	120	54	66	4080	8950	8030	12900
12	120	54	72	4159	9073	8161	13075
12	120	54	78	4241	9193	8291	13243
12	120	54	84	4327	9320	8426	13419

Pricing is continued on the following page.

Xpress

B_CRU
Reception Desk Module – U-Shaped (Continued)

DIMENSIONS – INCHES
FOR MM X 25.4

PRICING

D	Mw	LRw	RRw	1 9/16" (X) FOUNDATION LAMINATE INSET PANEL FINISH Source Laminate	Flintwood	FLINTWOOD Source Laminate	Flintwood
12	120	60	24	3580	8005	7233	11658
12	120	60	30	3661	8207	7367	11913
12	120	60	36	3744	8448	7499	12203
12	120	60	42	3828	8570	7632	12374
12	120	60	48	3909	8696	7765	12552
12	120	60	54	3996	8825	7899	12728
12	120	60	60	4080	8950	8030	12900
12	120	60	66	4159	9073	8161	13075
12	120	60	72	4241	9193	8291	13243
12	120	60	78	4327	9320	8426	13419
12	120	60	84	4408	9448	8557	13597
12	120	66	24	3661	8126	7367	11832
12	120	66	30	3744	8334	7499	12089
12	120	66	36	3828	8570	7632	12374
12	120	66	42	3909	8696	7765	12552
12	120	66	48	3996	8825	7899	12728
12	120	66	54	4080	8950	8030	12900
12	120	66	60	4159	9073	8161	13075
12	120	66	66	4241	9193	8291	13243
12	120	66	72	4327	9320	8426	13419
12	120	66	78	4408	9448	8557	13597
12	120	66	84	4490	9567	8690	13767
12	120	72	24	3744	8254	7499	12009
12	120	72	30	3828	8458	7632	12262
12	120	72	36	3909	8696	7765	12552
12	120	72	42	3996	8825	7899	12728
12	120	72	48	4080	8950	8030	12900
12	120	72	54	4159	9073	8161	13075
12	120	72	60	4241	9193	8291	13243
12	120	72	66	4327	9320	8426	13419
12	120	72	72	4408	9448	8557	13597
12	120	72	78	4490	9567	8690	13767
12	120	72	84	4575	9698	8821	13944
12	120	78	24	3828	8375	7632	12179
12	120	78	30	3909	8582	7765	12438
12	120	78	36	3996	8825	7899	12728
12	120	78	42	4080	8950	8030	12900
12	120	78	48	4159	9073	8161	13075
12	120	78	54	4241	9193	8291	13243
12	120	78	60	4327	9320	8426	13419
12	120	78	66	4408	9448	8557	13597
12	120	78	72	4490	9567	8690	13767
12	120	78	78	4575	9698	8821	13944
12	120	78	84	4656	9820	8954	14118

Pricing is continued on the following page.

Xpress

B _ C R U

Reception Desk Module – U-Shaped (Continued)

DIMENSIONS – INCHES
FOR MM X 25.4

PRICING

				1 9/16" (X)			
				FOUNDATION LAMINATE		FLINTWOOD	
				INSET PANEL FINISH			
D	Mw	LRw	RRw	Source Laminate	Flintwood	Source Laminate	Flintwood
12	120	84	24	3909	8501	7765	12357
12	120	84	30	3996	8707	7899	12610
12	120	84	36	4080	8950	8030	12900
12	120	84	42	4159	9073	8161	13075
12	120	84	48	4241	9193	8291	13243
12	120	84	54	4327	9320	8426	13419
12	120	84	60	4408	9448	8557	13597
12	120	84	66	4490	9567	8690	13767
12	120	84	72	4575	9698	8821	13944
12	120	84	78	4656	9820	8954	14118
12	120	84	84	4738	9943	9088	14293
12	126	24	24	3165	7181	6572	10588
12	126	24	30	3249	7390	6705	10846
12	126	24	36	3332	7628	6838	11134
12	126	24	42	3413	7752	6970	11309
12	126	24	48	3500	7882	7100	11482
12	126	24	54	3580	8005	7233	11658
12	126	24	60	3661	8126	7367	11832
12	126	24	66	3744	8254	7499	12009
12	126	24	72	3828	8375	7632	12179
12	126	24	78	3909	8501	7765	12357
12	126	24	84	3996	8628	7899	12531
12	126	30	24	3249	7390	6705	10846
12	126	30	30	3332	7599	6838	11105
12	126	30	36	3413	7834	6970	11391
12	126	30	42	3500	7963	7100	11563
12	126	30	48	3580	8085	7233	11738
12	126	30	54	3661	8207	7367	11913
12	126	30	60	3744	8334	7499	12089
12	126	30	66	3828	8458	7632	12262
12	126	30	72	3909	8582	7765	12438
12	126	30	78	3996	8707	7899	12610
12	126	30	84	4080	8836	8030	12786
12	126	36	24	3332	7628	6838	11134
12	126	36	30	3413	7834	6970	11391
12	126	36	36	3500	8077	7100	11677
12	126	36	42	3580	8200	7233	11853
12	126	36	48	3661	8322	7367	12028
12	126	36	54	3744	8448	7499	12203
12	126	36	60	3828	8570	7632	12374
12	126	36	66	3909	8696	7765	12552
12	126	36	72	3996	8825	7899	12728
12	126	36	78	4080	8950	8030	12900
12	126	36	84	4159	9073	8161	13075

Pricing is continued on the following page.

Xpress

B_CRU
Reception Desk Module – U-Shaped (Continued)

DIMENSIONS – INCHES
FOR MM X 25.4

PRICING

D	Mw	LRw	RRw	1 9/16" (X) FOUNDATION LAMINATE INSET PANEL FINISH Source Laminate	1 9/16" (X) FOUNDATION LAMINATE INSET PANEL FINISH Flintwood	FLINTWOOD Source Laminate	FLINTWOOD Flintwood
12	126	42	24	3413	7752	6970	11309
12	126	42	30	3500	7963	7100	11563
12	126	42	36	3580	8200	7233	11853
12	126	42	42	3661	8322	7367	12028
12	126	42	48	3744	8448	7499	12203
12	126	42	54	3828	8570	7632	12374
12	126	42	60	3909	8696	7765	12552
12	126	42	66	3996	8825	7899	12728
12	126	42	72	4080	8950	8030	12900
12	126	42	78	4159	9073	8161	13075
12	126	42	84	4241	9193	8291	13243
12	126	48	24	3500	7882	7100	11482
12	126	48	30	3580	8085	7233	11738
12	126	48	36	3661	8322	7367	12028
12	126	48	42	3744	8448	7499	12203
12	126	48	48	3828	8570	7632	12374
12	126	48	54	3909	8696	7765	12552
12	126	48	60	3996	8825	7899	12728
12	126	48	66	4080	8950	8030	12900
12	126	48	72	4159	9073	8161	13075
12	126	48	78	4241	9193	8291	13243
12	126	48	84	4327	9320	8426	13419
12	126	54	24	3580	8005	7233	11658
12	126	54	30	3661	8207	7367	11913
12	126	54	36	3744	8448	7499	12203
12	126	54	42	3828	8570	7632	12374
12	126	54	48	3909	8696	7765	12552
12	126	54	54	3996	8825	7899	12728
12	126	54	60	4080	8950	8030	12900
12	126	54	66	4159	9073	8161	13075
12	126	54	72	4241	9193	8291	13243
12	126	54	78	4327	9320	8426	13419
12	126	54	84	4408	9448	8557	13597
12	126	60	24	3661	8126	7367	11832
12	126	60	30	3744	8334	7499	12089
12	126	60	36	3828	8570	7632	12374
12	126	60	42	3909	8696	7765	12552
12	126	60	48	3996	8825	7899	12728
12	126	60	54	4080	8950	8030	12900
12	126	60	60	4159	9073	8161	13075
12	126	60	66	4241	9193	8291	13243
12	126	60	72	4327	9320	8426	13419
12	126	60	78	4408	9448	8557	13597
12	126	60	84	4490	9567	8690	13767

Pricing is continued on the following page.

Xpress

B_CRU

Reception Desk Module – U-Shaped (Continued)

DIMENSIONS – INCHES
FOR MM X 25.4

PRICING

				1 9/16" (X)			
				FOUNDATION LAMINATE		FLINTWOOD	
				INSET PANEL FINISH			
D	Mw	LRw	RRw	Source Laminate	Flintwood	Source Laminate	Flintwood
12	126	66	24	3744	8254	7499	12009
12	126	66	30	3828	8458	7632	12262
12	126	66	36	3909	8696	7765	12552
12	126	66	42	3996	8825	7899	12728
12	126	66	48	4080	8950	8030	12900
12	126	66	54	4159	9073	8161	13075
12	126	66	60	4241	9193	8291	13243
12	126	66	66	4327	9320	8426	13419
12	126	66	72	4408	9448	8557	13597
12	126	66	78	4490	9567	8690	13767
12	126	66	84	4575	9698	8821	13944
12	126	72	24	3828	8375	7632	12179
12	126	72	30	3909	8582	7765	12438
12	126	72	36	3996	8825	7899	12728
12	126	72	42	4080	8950	8030	12900
12	126	72	48	4159	9073	8161	13075
12	126	72	54	4241	9193	8291	13243
12	126	72	60	4327	9320	8426	13419
12	126	72	66	4408	9448	8557	13597
12	126	72	72	4490	9567	8690	13767
12	126	72	78	4575	9698	8821	13944
12	126	72	84	4656	9820	8954	14118
12	126	78	24	3909	8501	7765	12357
12	126	78	30	3996	8707	7899	12610
12	126	78	36	4080	8950	8030	12900
12	126	78	42	4159	9073	8161	13075
12	126	78	48	4241	9193	8291	13243
12	126	78	54	4327	9320	8426	13419
12	126	78	60	4408	9448	8557	13597
12	126	78	66	4490	9567	8690	13767
12	126	78	72	4575	9698	8821	13944
12	126	78	78	4656	9820	8954	14118
12	126	78	84	4738	9943	9088	14293
12	126	84	24	3996	8628	7899	12531
12	126	84	30	4080	8836	8030	12786
12	126	84	36	4159	9073	8161	13075
12	126	84	42	4241	9193	8291	13243
12	126	84	48	4327	9320	8426	13419
12	126	84	54	4408	9448	8557	13597
12	126	84	60	4490	9567	8690	13767
12	126	84	66	4575	9698	8821	13944
12	126	84	72	4656	9820	8954	14118
12	126	84	78	4738	9943	9088	14293
12	126	84	84	4825	10072	9220	14467

Pricing is continued on the following page.

Xpress

B_CRU
Reception Desk Module – U-Shaped (Continued)

DIMENSIONS – INCHES
FOR MM X 25.4

PRICING

				1 9/16" (X)			
				FOUNDATION LAMINATE		FLINTWOOD	
				INSET PANEL FINISH			
D	Mw	LRw	RRw	Source Laminate	Flintwood	Source Laminate	Flintwood
12	132	24	24	3249	7306	6705	10762
12	132	24	30	3332	7514	6838	11020
12	132	24	36	3413	7752	6970	11309
12	132	24	42	3500	7882	7100	11482
12	132	24	48	3580	8005	7233	11658
12	132	24	54	3661	8126	7367	11832
12	132	24	60	3744	8254	7499	12009
12	132	24	66	3828	8375	7632	12179
12	132	24	72	3909	8501	7765	12357
12	132	24	78	3996	8628	7899	12531
12	132	24	84	4080	8756	8030	12706
12	132	30	24	3332	7514	6838	11020
12	132	30	30	3413	7715	6970	11272
12	132	30	36	3500	7963	7100	11563
12	132	30	42	3580	8085	7233	11738
12	132	30	48	3661	8207	7367	11913
12	132	30	54	3744	8334	7499	12089
12	132	30	60	3828	8458	7632	12262
12	132	30	66	3909	8582	7765	12438
12	132	30	72	3996	8707	7899	12610
12	132	30	78	4080	8836	8030	12786
12	132	30	84	4159	8955	8161	12957
12	132	36	24	3413	7752	6970	11309
12	132	36	30	3500	7963	7100	11563
12	132	36	36	3580	8200	7233	11853
12	132	36	42	3661	8322	7367	12028
12	132	36	48	3744	8448	7499	12203
12	132	36	54	3828	8570	7632	12374
12	132	36	60	3909	8696	7765	12552
12	132	36	66	3996	8825	7899	12728
12	132	36	72	4080	8950	8030	12900
12	132	36	78	4159	9073	8161	13075
12	132	36	84	4241	9193	8291	13243
12	132	42	24	3500	7882	7100	11482
12	132	42	30	3580	8085	7233	11738
12	132	42	36	3661	8322	7367	12028
12	132	42	42	3744	8448	7499	12203
12	132	42	48	3828	8570	7632	12374
12	132	42	54	3909	8696	7765	12552
12	132	42	60	3996	8825	7899	12728
12	132	42	66	4080	8950	8030	12900
12	132	42	72	4159	9073	8161	13075
12	132	42	78	4241	9193	8291	13243
12	132	42	84	4327	9320	8426	13419

Pricing is continued on the following page.

Xpress

B _ C R U

Reception Desk Module – U-Shaped (Continued)

DIMENSIONS – INCHES
FOR MM X 25.4

PRICING

				1 9/16" (X)			
				FOUNDATION LAMINATE		FLINTWOOD	
				INSET PANEL FINISH			
D	Mw	LRw	RRw	Source Laminate	Flintwood	Source Laminate	Flintwood
12	132	48	24	3580	8005	7233	11658
12	132	48	30	3661	8207	7367	11913
12	132	48	36	3744	8448	7499	12203
12	132	48	42	3828	8570	7632	12374
12	132	48	48	3909	8696	7765	12552
12	132	48	54	3996	8825	7899	12728
12	132	48	60	4080	8950	8030	12900
12	132	48	66	4159	9073	8161	13075
12	132	48	72	4241	9193	8291	13243
12	132	48	78	4327	9320	8426	13419
12	132	48	84	4408	9448	8557	13597
12	132	54	24	3661	8126	7367	11832
12	132	54	30	3744	8334	7499	12089
12	132	54	36	3828	8570	7632	12374
12	132	54	42	3909	8696	7765	12552
12	132	54	48	3996	8825	7899	12728
12	132	54	54	4080	8950	8030	12900
12	132	54	60	4159	9073	8161	13075
12	132	54	66	4241	9193	8291	13243
12	132	54	72	4327	9320	8426	13419
12	132	54	78	4408	9448	8557	13597
12	132	54	84	4490	9567	8689	13766
12	132	60	24	3744	8254	7499	12009
12	132	60	30	3828	8458	7632	12262
12	132	60	36	3909	8696	7765	12552
12	132	60	42	3996	8825	7899	12728
12	132	60	48	4080	8950	8030	12900
12	132	60	54	4159	9073	8161	13075
12	132	60	60	4241	9193	8291	13243
12	132	60	66	4327	9320	8426	13419
12	132	60	72	4408	9448	8557	13597
12	132	60	78	4490	9567	8689	13766
12	132	60	84	4575	9698	8821	13944
12	132	66	24	3828	8375	7632	12179
12	132	66	30	3909	8582	7765	12438
12	132	66	36	3996	8825	7899	12728
12	132	66	42	4080	8950	8030	12900
12	132	66	48	4159	9073	8161	13075
12	132	66	54	4241	9193	8291	13243
12	132	66	60	4327	9320	8426	13419
12	132	66	66	4408	9448	8557	13597
12	132	66	72	4490	9567	8689	13766
12	132	66	78	4575	9698	8821	13944
12	132	66	84	4656	9820	8954	14118

Pricing is continued on the following page.

Xpress

B_CRU
Reception Desk Module – U-Shaped (Continued)

DIMENSIONS – INCHES
FOR MM X 25.4

PRICING

D	Mw	LRw	RRw	1 9/16" (X) FOUNDATION LAMINATE INSET PANEL FINISH Source Laminate	1 9/16" (X) FOUNDATION LAMINATE INSET PANEL FINISH Flintwood	FLINTWOOD Source Laminate	FLINTWOOD Flintwood
12	132	72	24	3909	8501	7765	12357
12	132	72	30	3996	8707	7899	12610
12	132	72	36	4080	8950	8030	12900
12	132	72	42	4159	9073	8161	13075
12	132	72	48	4241	9193	8291	13243
12	132	72	54	4327	9320	8426	13419
12	132	72	60	4408	9448	8557	13597
12	132	72	66	4490	9567	8689	13766
12	132	72	72	4575	9698	8821	13944
12	132	72	78	4656	9820	8954	14118
12	132	72	84	4738	9943	9086	14291
12	132	78	24	3996	8628	7899	12531
12	132	78	30	4080	8836	8030	12786
12	132	78	36	4159	9073	8161	13075
12	132	78	42	4241	9193	8291	13243
12	132	78	48	4327	9320	8426	13419
12	132	78	54	4408	9448	8557	13597
12	132	78	60	4490	9567	8689	13766
12	132	78	66	4575	9698	8821	13944
12	132	78	72	4656	9820	8954	14118
12	132	78	78	4738	9943	9086	14291
12	132	78	84	4825	10072	9220	14467
12	132	84	24	4080	8756	8030	12706
12	132	84	30	4159	8955	8161	12957
12	132	84	36	4241	9193	8291	13243
12	132	84	42	4327	9320	8426	13419
12	132	84	48	4408	9448	8557	13597
12	132	84	54	4490	9567	8689	13766
12	132	84	60	4575	9698	8821	13944
12	132	84	66	4656	9820	8954	14118
12	132	84	72	4738	9943	9086	14291
12	132	84	78	4825	10072	9220	14467
12	132	84	84	4905	10198	9352	14645
12	138	24	24	3332	7431	6838	10937
12	138	24	30	3413	7641	6970	11198
12	138	24	36	3500	7882	7100	11482
12	138	24	42	3580	8005	7233	11658
12	138	24	48	3661	8126	7367	11832
12	138	24	54	3744	8254	7499	12009
12	138	24	60	3828	8375	7632	12179
12	138	24	66	3909	8501	7765	12357
12	138	24	72	3996	8628	7898	12530
12	138	24	78	4080	8756	8030	12706
12	138	24	84	4159	8875	8161	12877

Pricing is continued on the following page.

Xpress

B _ C R U

Reception Desk Module – U-Shaped (Continued)

DIMENSIONS – INCHES
FOR MM X 25.4

PRICING

				1 9/16" (X)			
				FOUNDATION LAMINATE		FLINTWOOD	
				INSET PANEL FINISH			
D	Mw	LRw	RRw	Source Laminate	Flintwood	Source Laminate	Flintwood
12	138	30	24	3413	7641	6970	11198
12	138	30	30	3500	7847	7100	11447
12	138	30	36	3580	8085	7233	11738
12	138	30	42	3661	8207	7367	11913
12	138	30	48	3744	8334	7499	12089
12	138	30	54	3828	8458	7632	12262
12	138	30	60	3909	8582	7765	12438
12	138	30	66	3996	8707	7898	12609
12	138	30	72	4080	8836	8030	12786
12	138	30	78	4159	8955	8161	12957
12	138	30	84	4241	9080	8290	13129
12	138	36	24	3500	7882	7100	11482
12	138	36	30	3580	8085	7233	11738
12	138	36	36	3661	8322	7367	12028
12	138	36	42	3744	8448	7499	12203
12	138	36	48	3828	8570	7632	12374
12	138	36	54	3909	8696	7765	12552
12	138	36	60	3996	8825	7898	12727
12	138	36	66	4080	8950	8030	12900
12	138	36	72	4159	9073	8161	13075
12	138	36	78	4241	9193	8290	13242
12	138	36	84	4327	9320	8426	13419
12	138	42	24	3580	8005	7233	11658
12	138	42	30	3661	8207	7367	11913
12	138	42	36	3744	8448	7499	12203
12	138	42	42	3828	8570	7632	12374
12	138	42	48	3909	8696	7765	12552
12	138	42	54	3996	8825	7898	12727
12	138	42	60	4080	8950	8030	12900
12	138	42	66	4159	9073	8161	13075
12	138	42	72	4241	9193	8290	13242
12	138	42	78	4327	9320	8426	13419
12	138	42	84	4408	9448	8557	13597
12	138	48	24	3661	8126	7367	11832
12	138	48	30	3744	8334	7499	12089
12	138	48	36	3828	8570	7632	12374
12	138	48	42	3909	8696	7765	12552
12	138	48	48	3996	8825	7898	12727
12	138	48	54	4080	8950	8030	12900
12	138	48	60	4159	9073	8161	13075
12	138	48	66	4241	9193	8290	13242
12	138	48	72	4327	9320	8426	13419
12	138	48	78	4408	9448	8557	13597
12	138	48	84	4490	9567	8689	13766

Pricing is continued on the following page.

Xpress

B_CRU
Reception Desk Module – U-Shaped (Continued)

DIMENSIONS – INCHES
FOR MM X 25.4

PRICING

D	Mw	LRw	RRw	1 9/16" (X) FOUNDATION LAMINATE INSET PANEL FINISH Source Laminate	1 9/16" (X) FOUNDATION LAMINATE INSET PANEL FINISH Flintwood	FLINTWOOD Source Laminate	FLINTWOOD Flintwood
12	138	54	24	3744	8254	7499	12009
12	138	54	30	3828	8458	7632	12262
12	138	54	36	3909	8696	7765	12552
12	138	54	42	3996	8825	7898	12727
12	138	54	48	4080	8950	8030	12900
12	138	54	54	4159	9073	8161	13075
12	138	54	60	4241	9193	8290	13242
12	138	54	66	4327	9320	8426	13419
12	138	54	72	4408	9448	8557	13597
12	138	54	78	4490	9567	8689	13766
12	138	54	84	4575	9698	8821	13944
12	138	60	24	3828	8375	7632	12179
12	138	60	30	3909	8582	7765	12438
12	138	60	36	3996	8825	7898	12727
12	138	60	42	4080	8950	8030	12900
12	138	60	48	4159	9073	8161	13075
12	138	60	54	4241	9193	8290	13242
12	138	60	60	4327	9320	8426	13419
12	138	60	66	4408	9448	8557	13597
12	138	60	72	4490	9567	8689	13766
12	138	60	78	4575	9698	8821	13944
12	138	60	84	4656	9820	8954	14118
12	138	66	24	3909	8501	7765	12357
12	138	66	30	3996	8707	7898	12609
12	138	66	36	4080	8950	8030	12900
12	138	66	42	4159	9073	8161	13075
12	138	66	48	4241	9193	8290	13242
12	138	66	54	4327	9320	8426	13419
12	138	66	60	4408	9448	8557	13597
12	138	66	66	4490	9567	8689	13766
12	138	66	72	4575	9698	8821	13944
12	138	66	78	4656	9820	8954	14118
12	138	66	84	4738	9943	9086	14291
12	138	72	24	3996	8628	7898	12530
12	138	72	30	4080	8836	8030	12786
12	138	72	36	4159	9073	8161	13075
12	138	72	42	4241	9193	8290	13242
12	138	72	48	4327	9320	8426	13419
12	138	72	54	4408	9448	8557	13597
12	138	72	60	4490	9567	8689	13766
12	138	72	66	4575	9698	8821	13944
12	138	72	72	4656	9820	8954	14118
12	138	72	78	4738	9943	9086	14291
12	138	72	84	4825	10072	9220	14467

Pricing is continued on the following page.

Xpress

B_CRU

Reception Desk Module – U-Shaped (Continued)

DIMENSIONS – INCHES
FOR MM X 25.4

PRICING

				1 9/16" (X)			
				FOUNDATION LAMINATE		FLINTWOOD	
				INSET PANEL FINISH			
D	Mw	LRw	RRw	Source Laminate	Flintwood	Source Laminate	Flintwood
12	138	78	24	4080	8756	8030	12706
12	138	78	30	4159	8955	8161	12957
12	138	78	36	4241	9193	8290	13242
12	138	78	42	4327	9320	8426	13419
12	138	78	48	4408	9448	8557	13597
12	138	78	54	4490	9567	8689	13766
12	138	78	60	4575	9698	8821	13944
12	138	78	66	4656	9820	8954	14118
12	138	78	72	4738	9943	9086	14291
12	138	78	78	4825	10072	9220	14467
12	138	78	84	4905	10198	9352	14645
12	138	84	24	4159	8875	8161	12877
12	138	84	30	4241	9080	8290	13129
12	138	84	36	4327	9320	8426	13419
12	138	84	42	4408	9448	8557	13597
12	138	84	48	4490	9567	8689	13766
12	138	84	54	4575	9698	8821	13944
12	138	84	60	4656	9820	8954	14118
12	138	84	66	4738	9943	9086	14291
12	138	84	72	4825	10072	9220	14467
12	138	84	78	4905	10198	9352	14645
12	138	84	84	4990	10322	9482	14814
12	144	24	24	3413	7557	6970	11114
12	144	24	30	3500	7768	7099	11367
12	144	24	36	3580	8005	7233	11658
12	144	24	42	3661	8126	7367	11832
12	144	24	48	3744	8254	7498	12008
12	144	24	54	3828	8375	7632	12179
12	144	24	60	3909	8501	7765	12357
12	144	24	66	3996	8628	7898	12530
12	144	24	72	4080	8756	8030	12706
12	144	24	78	4159	8875	8161	12877
12	144	24	84	4241	9001	8290	13050
12	144	30	24	3500	7768	7099	11367
12	144	30	30	3580	7969	7233	11622
12	144	30	36	3661	8207	7367	11913
12	144	30	42	3744	8334	7498	12088
12	144	30	48	3828	8458	7632	12262
12	144	30	54	3909	8582	7765	12438
12	144	30	60	3996	8707	7898	12609
12	144	30	66	4080	8836	8030	12786
12	144	30	72	4159	8955	8161	12957
12	144	30	78	4241	9080	8290	13129
12	144	30	84	4327	9208	8426	13307

Pricing is continued on the following page.

Xpress

B_CRU
Reception Desk Module – U-Shaped (Continued)

DIMENSIONS – INCHES
FOR MM X 25.4

PRICING

D	Mw	LRw	RRw	1 9/16" (X) FOUNDATION LAMINATE INSET PANEL FINISH Source Laminate	1 9/16" (X) FOUNDATION LAMINATE INSET PANEL FINISH Flintwood	FLINTWOOD Source Laminate	FLINTWOOD Flintwood
12	144	36	24	3580	8005	7233	11658
12	144	36	30	3661	8207	7367	11913
12	144	36	36	3744	8448	7498	12202
12	144	36	42	3828	8570	7632	12374
12	144	36	48	3909	8696	7765	12552
12	144	36	54	3996	8825	7898	12727
12	144	36	60	4080	8950	8030	12900
12	144	36	66	4159	9073	8161	13075
12	144	36	72	4241	9193	8290	13242
12	144	36	78	4327	9320	8426	13419
12	144	36	84	4408	9448	8557	13597
12	144	42	24	3661	8126	7367	11832
12	144	42	30	3744	8334	7498	12088
12	144	42	36	3828	8570	7632	12374
12	144	42	42	3909	8696	7765	12552
12	144	42	48	3996	8825	7898	12727
12	144	42	54	4080	8950	8030	12900
12	144	42	60	4159	9073	8161	13075
12	144	42	66	4241	9193	8290	13242
12	144	42	72	4327	9320	8426	13419
12	144	42	78	4408	9448	8557	13597
12	144	42	84	4490	9567	8689	13766
12	144	48	24	3744	8254	7498	12008
12	144	48	30	3828	8458	7632	12262
12	144	48	36	3909	8696	7765	12552
12	144	48	42	3996	8825	7898	12727
12	144	48	48	4080	8950	8030	12900
12	144	48	54	4159	9073	8161	13075
12	144	48	60	4241	9193	8290	13242
12	144	48	66	4327	9320	8426	13419
12	144	48	72	4408	9448	8557	13597
12	144	48	78	4490	9567	8689	13766
12	144	48	84	4575	9698	8821	13944
12	144	54	24	3828	8375	7632	12179
12	144	54	30	3909	8582	7765	12438
12	144	54	36	3996	8825	7898	12727
12	144	54	42	4080	8950	8030	12900
12	144	54	48	4159	9073	8161	13075
12	144	54	54	4241	9193	8290	13242
12	144	54	60	4327	9320	8426	13419
12	144	54	66	4408	9448	8557	13597
12	144	54	72	4490	9567	8689	13766
12	144	54	78	4575	9698	8821	13944
12	144	54	84	4656	9820	8954	14118

Pricing is continued on the following page.

Xpress

B _ C R U

Reception Desk Module – U-Shaped (Continued)

DIMENSIONS – INCHES
FOR MM X 25.4

PRICING

				1 9/16" (X)			
				FOUNDATION LAMINATE		FLINTWOOD	
				INSET PANEL FINISH			
D	Mw	LRw	RRw	Source Laminate	Flintwood	Source Laminate	Flintwood
12	144	60	24	3909	8501	7765	12357
12	144	60	30	3996	8707	7898	12609
12	144	60	36	4080	8950	8030	12900
12	144	60	42	4159	9073	8161	13075
12	144	60	48	4241	9193	8290	13242
12	144	60	54	4327	9320	8426	13419
12	144	60	60	4408	9448	8557	13597
12	144	60	66	4490	9567	8689	13766
12	144	60	72	4575	9698	8821	13944
12	144	60	78	4656	9820	8954	14118
12	144	60	84	4738	9943	9086	14291
12	144	66	24	3996	8628	7898	12530
12	144	66	30	4080	8836	8030	12786
12	144	66	36	4159	9073	8161	13075
12	144	66	42	4241	9193	8290	13242
12	144	66	48	4327	9320	8426	13419
12	144	66	54	4408	9448	8557	13597
12	144	66	60	4490	9567	8689	13766
12	144	66	66	4575	9698	8821	13944
12	144	66	72	4656	9820	8954	14118
12	144	66	78	4738	9943	9086	14291
12	144	66	84	4825	10072	9220	14467
12	144	72	24	4080	8756	8030	12706
12	144	72	30	4159	8955	8161	12957
12	144	72	36	4241	9193	8290	13242
12	144	72	42	4327	9320	8426	13419
12	144	72	48	4408	9448	8557	13597
12	144	72	54	4490	9567	8689	13766
12	144	72	60	4575	9698	8821	13944
12	144	72	66	4656	9820	8954	14118
12	144	72	72	4738	9943	9086	14291
12	144	72	78	4825	10072	9220	14467
12	144	72	84	4905	10198	9352	14645
12	144	78	24	4159	8875	8161	12877
12	144	78	30	4241	9080	8290	13129
12	144	78	36	4327	9320	8426	13419
12	144	78	42	4408	9448	8557	13597
12	144	78	48	4490	9567	8689	13766
12	144	78	54	4575	9698	8821	13944
12	144	78	60	4656	9820	8954	14118
12	144	78	66	4738	9943	9086	14291
12	144	78	72	4825	10072	9220	14467
12	144	78	78	4905	10198	9352	14645
12	144	78	84	4990	10322	9482	14814

Pricing is continued on the following page.

Xpress

B_CRU
Reception Desk Module – U-Shaped (Continued)

DIMENSIONS – INCHES
FOR MM X 25.4

PRICING

D	Mw	LRw	RRw	1 9/16" (X) FOUNDATION LAMINATE INSET PANEL FINISH Source Laminate	Flintwood	FLINTWOOD Source Laminate	Flintwood
12	144	84	24	4241	9001	8290	13050
12	144	84	30	4327	9208	8426	13307
12	144	84	36	4408	9448	8557	13597
12	144	84	42	4490	9567	8689	13766
12	144	84	48	4575	9698	8821	13944
12	144	84	54	4656	9820	8954	14118
12	144	84	60	4738	9943	9086	14291
12	144	84	66	4825	10072	9220	14467
12	144	84	72	4905	10198	9352	14645
12	144	84	78	4990	10322	9482	14814
12	144	84	84	5073	10447	9618	14992

Xpress

B _ C W G

Main Worksurface with Two Gables – Reception Desk

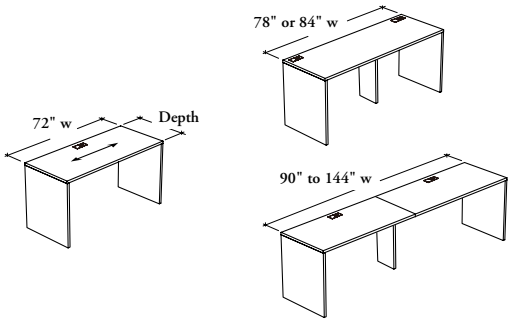

This worksurface must only be used with a Reception Desk – Straight Module (B_CRF). It would be unstable if used alone.

WHAT'S INCLUDED

1 worksuface piece or 2 worksurface pieces (if 90" to 144" width is specified), 2 full gables with levelers, 1 half gable with levelers (if 78" to 144" width is specified), 1 or 2 (if 90" to 144" width is specified) cable trays, rectangular grommet (as specified), and mounting hardware.

WHAT'S EXCLUDED

Reception Desk – Straight Module.

NOTES

Centered grommet option (C) is not available with 78" or 84" worksurface widths.

Not all Thickness, Finish, Style or Color options are available. Refer to the Application Guide for more details.

Not all product options are available as Xpress, Please see Xpress catalogue and/or specification software for details.

PRODUCT OPTIONS

Worksurface Thickness	Depth	Front Width	Grommet Option	Worksurface Finish	Edge Trim Style	Edge Trim Finish	Gable Finish	Grommet Finish
M 1 3/16" **X** 1 9/16"	20, 24, 30	072, 078, 084, 090, 096, 102, 108, 114, 120, 126, 132, 138, 144	**C** Centered **B** Both Ends	Foundation Laminate Grade 2 Laminate (No Accents) Flintwood (No Cathedral)	**6** Straight Trim (3mm) **8** Flat Trim (1.5mm) **9** Flintwood Flat Trim	Edge Trim Colors (for trim style 6 and 8)	Source Laminate Grade 2 Laminate (No Accents) Flintwood (No Cathedral)	Foundation Mica

SAMPLE ORDER CODE

B**M**CWG	**24**	**84**	**C**	**VZ**	**9**		**XS**	**83**

DIMENSIONS
INCHES / MM

PRICING

1 3/16" (M)									
		FOUNDATION LAMINATE			GRADE 2 LAMINATE			FLINTWOOD	
		GABLE FINISH							
D	Fw	Source Laminate	Grade 2 Laminate	Flintwood	Source Laminate	Grade 2 Laminate	Flintwood	Source Laminate	Grade 2 Laminate	Flintwood
20 / 208	72 / 1829	1166	1547	2291	1291	1672	2416	1588	1969	2713
20 / 208	78 / 1981	1355	1841	2800	1490	1976	2935	1797	2283	3242
20 / 208	84 / 2134	1404	1890	2849	1550	2036	2995	1857	2343	3302
20 / 208	90 / 2286	1460	1946	2905	1616	2102	3061	1915	2401	3360
20 / 208	96 / 2438	1515	2001	2960	1682	2168	3127	2006	2492	3451
20 / 208	102 / 2591	1628	2114	3073	1804	2290	3249	2326	2812	3771
20 / 208	108 / 2743	1685	2171	3130	1872	2358	3317	2383	2869	3828
20 / 208	114 / 2896	1741	2227	3186	1939	2425	3384	2476	2962	3921
20 / 208	120 / 3048	1796	2282	3241	2004	2490	3449	2569	3055	4014
20 / 208	126 / 3200	1858	2344	3303	2077	2563	3522	2626	3112	4071
20 / 208	132 / 3353	1920	2406	3365	2149	2635	3594	2687	3173	4132
20 / 208	138 / 3505	1954	2440	3399	2193	2679	3638	2756	3242	4201
20 / 208	144 / 3658	1988	2474	3433	2238	2724	3683	2834	3320	4279

Pricing is continued on the following page.

Xpress

B _ C W G

Main Worksurface with Two Gables – Reception Desk (Continued)

DIMENSIONS INCHES / MM

PRICING

1 3/16" (M)

D	Fw	FOUNDATION LAMINATE GABLE FINISH			GRADE 2 LAMINATE			FLINTWOOD		
		Source Laminate	Grade 2 Laminate	Flintwood	Source Laminate	Grade 2 Laminate	Flintwood	Source Laminate	Grade 2 Laminate	Flintwood
24 / 610	72 / 1829	1370	1827	2635	1519	1976	2784	1763	2220	3028
24 / 610	78 / 1981	1590	2152	3178	1752	2314	3340	2011	2573	3599
24 / 610	84 / 2134	1652	2214	3240	1826	2388	3414	2078	2640	3666
24 / 610	90 / 2286	1717	2279	3305	1904	2466	3492	2139	2701	3727
24 / 610	96 / 2438	1784	2346	3372	1983	2545	3571	2239	2801	3827
24 / 610	102 / 2591	1847	2409	3435	2059	2621	3647	2602	3164	4190
24 / 610	108 / 2743	1914	2476	3502	2138	2700	3726	2664	3226	4252
24 / 610	114 / 2896	1977	2539	3565	2214	2776	3802	2749	3311	4337
24 / 610	120 / 3048	2040	2602	3628	2290	2852	3878	2830	3392	4418
24 / 610	126 / 3200	2108	2670	3696	2370	2932	3958	2891	3453	4479
24 / 610	132 / 3353	2173	2735	3761	2446	3008	4034	2955	3517	4543
24 / 610	138 / 3505	2241	2803	3829	2527	3089	4115	3022	3584	4610
24 / 610	144 / 3658	2308	2870	3896	2606	3168	4194	3086	3648	4674
30 / 762	72 / 1829	1724	2295	3409	1912	2483	3597	2075	2646	3760
30 / 762	78 / 1981	1958	2634	3964	2161	2837	4167	2334	3010	4340
30 / 762	84 / 2134	2040	2716	4046	2259	2935	4265	2410	3086	4416
30 / 762	90 / 2286	2124	2800	4130	2358	3034	4364	2482	3158	4488
30 / 762	96 / 2438	2201	2877	4207	2450	3126	4456	2556	3232	4562
30 / 762	102 / 2591	2282	2958	4288	2547	3223	4553	2968	3644	4974
30 / 762	108 / 2743	2358	3034	4364	2637	3313	4643	3041	3717	5047
30 / 762	114 / 2896	2445	3121	4451	2740	3416	4746	3115	3791	5121
30 / 762	120 / 3048	2531	3207	4537	2842	3518	4848	3187	3863	5193
30 / 762	126 / 3200	2609	3285	4615	2936	3612	4942	3294	3970	5300
30 / 762	132 / 3353	2693	3369	4699	3035	3711	5041	3403	4079	5409
30 / 762	138 / 3505	2773	3449	4779	3130	3806	5136	3476	4152	5482
30 / 762	144 / 3658	2850	3526	4856	3223	3899	5229	3551	4227	5557

1 9/16" (X)

		FOUNDATION LAMINATE GABLE FINISH		FLINTWOOD	
		Source Laminate	Flintwood	Source Laminate	Flintwood
20 / 208	72 / 1829	1322	2433	1811	2922
20 / 208	78 / 1981	1537	2970	2033	3466
20 / 208	84 / 2134	1597	3030	2100	3533
20 / 208	90 / 2286	1658	3091	2165	3598
20 / 208	96 / 2438	1717	3150	2265	3698
20 / 208	102 / 2591	1778	3211	2599	4032
20 / 208	108 / 2743	1836	3269	2662	4095
20 / 208	114 / 2896	1896	3329	2761	4194
20 / 208	120 / 3048	1958	3391	2865	4298
20 / 208	126 / 3200	2016	3449	2936	4369
20 / 208	132 / 3353	2078	3511	3000	4433
20 / 208	138 / 3505	2134	3567	3086	4519
20 / 208	144 / 3658	2195	3628	3170	4603

Pricing is continued on the following page.

Xpress

B _ C W G

Main Worksurface with Two Gables – Reception Desk (Continued)

DIMENSIONS
INCHES / MM

PRICING

		1 9/16" (X)			
		FOUNDATION LAMINATE		FLINTWOOD	
		GABLE FINISH			
D	Fw	Source Laminate	Flintwood	Source Laminate	Flintwood
24 / 610	72 / 1829	1587	2838	2031	3282
24 / 610	78 / 1981	1812	3386	2294	3868
24 / 610	84 / 2134	1881	3455	2373	3947
24 / 610	90 / 2286	1954	3528	2445	4019
24 / 610	96 / 2438	2030	3604	2556	4130
24 / 610	102 / 2591	2101	3675	2931	4505
24 / 610	108 / 2743	2170	3744	3005	4579
24 / 610	114 / 2896	2243	3817	3097	4671
24 / 610	120 / 3048	2313	3887	3190	4764
24 / 610	126 / 3200	2387	3961	3265	4839
24 / 610	132 / 3353	2462	4036	3340	4914
24 / 610	138 / 3505	2532	4106	3414	4988
24 / 610	144 / 3658	2603	4177	3491	5065
30 / 762	72 / 1829	1914	3655	2328	4069
30 / 762	78 / 1981	2159	4220	2603	4664
30 / 762	84 / 2134	2247	4308	2693	4754
30 / 762	90 / 2286	2340	4401	2782	4843
30 / 762	96 / 2438	2427	4488	3039	5100
30 / 762	102 / 2591	2515	4576	3291	5352
30 / 762	108 / 2743	2607	4668	3381	5442
30 / 762	114 / 2896	2696	4757	3469	5530
30 / 762	120 / 3048	2787	4848	3556	5617
30 / 762	126 / 3200	2878	4939	3681	5742
30 / 762	132 / 3353	2968	5029	3801	5862
30 / 762	138 / 3505	3054	5115	3889	5950
30 / 762	144 / 3658	3144	5205	3974	6035

Xpress

B _ C W L

Main Worksurface with One Gable – Reception Desk

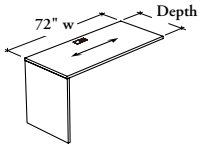

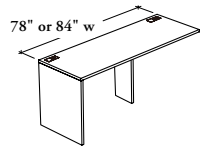

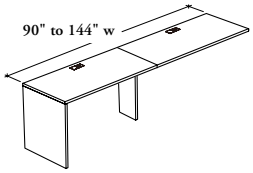

This worksurface must only be used in conjunction with a Reception Desk – L-Shaped Module (B_CRL) to create a "L" configuration. It would be unstable if used alone.

WHAT'S INCLUDED

1 worksuface piece or 2 worksurface pieces (if 90" to 144" width is specified), 1 full gable with levelers, 1 half gable with levelers (if 78" to 144" width is specified), 1 or 2 (if 90" to 144" width is specified) cable trays, rectangular grommet (as specified), and mounting hardware.

WHAT'S EXCLUDED

Reception Desk – L-Shaped Module and Cross Grain Return – Reception Desk.

NOTES

Centered grommet option (C) is not available with 78" or 84" worksurface widths.

Not all Thickness, Finish, Style or Color options are available. Refer to the Application Guide for more details.

Not all product options are available as Xpress, Please see Xpress catalogue and/or specification software for details.

PRODUCT OPTIONS

Worksurface Thickness	Depth	Front Width	Grommet Option	Configu-ration	Worksurface Finish	Edge Trim Style	Edge Trim Finish	Gable Finish	Grommet Finish
M 1 3/16" **X** 1 9/16"	20, 24, 30	072, 078, 084, 090, 096, 102, 108, 114, 120, 126, 132, 138, 144	**C** Centered (Shown) **B** Both Ends	**L** Left (Shown) **R** Right	Foundation Laminate Grade 2 Laminate (No Accents) Flintwood (No Cathedral)	**6** Straight Trim (3mm) **8** Flat Trim (1.5mm) **9** Flintwood Flat Trim	Edge Trim Colors (for trim style 6 and 8)	Source Laminate Grade 2 Laminate (No Accents) Flintwood (No Cathedral)	Foundation Mica

SAMPLE ORDER CODE

BMCWL	30	078	B	L	2D	6	4D	3D	83

DIMENSIONS
INCHES / MM

PRICING

		1 3/16" (M)								
		FOUNDATION LAMINATE			GRADE 2 LAMINATE			FLINTWOOD		
		GABLE FINISH								
D	Fw	Source Laminate	Grade 2 Laminate	Flintwood	Source Laminate	Grade 2 Laminate	Flintwood	Source Laminate	Grade 2 Laminate	Flintwood
20 / 208	72 / 1829	916	1106	1478	1041	1231	1603	1341	1531	1903
20 / 208	78 / 1981	1110	1405	1994	1245	1540	2129	1550	1845	2434
20 / 208	84 / 2134	1158	1453	2042	1303	1598	2187	1608	1903	2492
20 / 208	90 / 2286	1213	1508	2097	1369	1664	2253	1666	1961	2550
20 / 208	96 / 2438	1265	1560	2149	1431	1726	2315	1761	2056	2645
20 / 208	102 / 2591	1382	1677	2266	1559	1854	2443	2079	2374	2963
20 / 208	108 / 2743	1439	1734	2323	1627	1922	2511	2134	2429	3018
20 / 208	114 / 2896	1493	1788	2377	1691	1986	2575	2228	2523	3112
20 / 208	120 / 3048	1549	1844	2433	1757	2052	2641	2321	2616	3205
20 / 208	126 / 3200	1609	1904	2493	1827	2122	2711	2380	2675	3264
20 / 208	132 / 3353	1673	1968	2557	1902	2197	2786	2437	2732	3321
20 / 208	138 / 3505	1707	2002	2591	1946	2241	2830	2511	2806	3395
20 / 208	144 / 3658	1741	2036	2625	1991	2286	2875	2592	2887	3476

Pricing is continued on the following page.

Xpress

B _ C W L

Main Worksurface with One Gable – Reception Desk (Continued)

DIMENSIONS INCHES / MM

PRICING

1 3/16" (M)

D	Fw	FOUNDATION LAMINATE GABLE FINISH			GRADE 2 LAMINATE			FLINTWOOD		
		Source Laminate	Grade 2 Laminate	Flintwood	Source Laminate	Grade 2 Laminate	Flintwood	Source Laminate	Grade 2 Laminate	Flintwood
24 / 610	72 / 1829	1076	1305	1711	1226	1455	1861	1465	1694	2100
24 / 610	78 / 1981	1296	1630	2251	1458	1792	2413	1717	2051	2672
24 / 610	84 / 2134	1355	1689	2310	1530	1864	2485	1784	2118	2739
24 / 610	90 / 2286	1424	1758	2379	1611	1945	2566	1847	2181	2802
24 / 610	96 / 2438	1487	1821	2442	1687	2021	2642	1944	2278	2899
24 / 610	102 / 2591	1550	1884	2505	1762	2096	2717	2308	2642	3263
24 / 610	108 / 2743	1618	1952	2573	1843	2177	2798	2374	2708	3329
24 / 610	114 / 2896	1683	2017	2638	1920	2254	2875	2453	2787	3408
24 / 610	120 / 3048	1746	2080	2701	1996	2330	2951	2537	2871	3492
24 / 610	126 / 3200	1814	2148	2769	2076	2410	3031	2600	2934	3555
24 / 610	132 / 3353	1879	2213	2834	2153	2487	3108	2661	2995	3616
24 / 610	138 / 3505	1945	2279	2900	2231	2565	3186	2728	3062	3683
24 / 610	144 / 3658	2011	2345	2966	2310	2644	3265	2790	3124	3745
30 / 762	72 / 1829	1348	1634	2191	1535	1821	2378	1698	1984	2541
30 / 762	78 / 1981	1582	1972	2747	1785	2175	2950	1959	2349	3124
30 / 762	84 / 2134	1666	2056	2831	1884	2274	3049	2034	2424	3199
30 / 762	90 / 2286	1746	2136	2911	1980	2370	3145	2106	2496	3271
30 / 762	96 / 2438	1827	2217	2992	2077	2467	3242	2179	2569	3344
30 / 762	102 / 2591	1906	2296	3071	2172	2562	3337	2595	2985	3760
30 / 762	108 / 2743	1984	2374	3149	2264	2654	3429	2663	3053	3828
30 / 762	114 / 2896	2070	2460	3235	2365	2755	3530	2740	3130	3905
30 / 762	120 / 3048	2157	2547	3322	2468	2858	3633	2810	3200	3975
30 / 762	126 / 3200	2235	2625	3400	2562	2952	3727	2920	3310	4085
30 / 762	132 / 3353	2316	2706	3481	2658	3048	3823	3028	3418	4193
30 / 762	138 / 3505	2392	2782	3557	2750	3140	3915	3101	3491	4266
30 / 762	144 / 3658	2474	2864	3639	2848	3238	4013	3176	3566	4341

1 9/16" (X)

		FOUNDATION LAMINATE GABLE FINISH		FLINTWOOD	
		Source Laminate	Flintwood	Source Laminate	Flintwood
20 / 208	72 / 1829	1020	1576	1506	2062
20 / 208	78 / 1981	1237	2114	1730	2607
20 / 208	84 / 2134	1296	2173	1795	2672
20 / 208	90 / 2286	1354	2231	1863	2740
20 / 208	96 / 2438	1413	2290	1966	2843
20 / 208	102 / 2591	1476	2353	2295	3172
20 / 208	108 / 2743	1534	2411	2360	3237
20 / 208	114 / 2896	1596	2473	2465	3342
20 / 208	120 / 3048	1658	2535	2564	3441
20 / 208	126 / 3200	1715	2592	2634	3511
20 / 208	132 / 3353	1775	2652	2698	3575
20 / 208	138 / 3505	1834	2711	2786	3663
20 / 208	144 / 3658	1894	2771	2870	3747

Pricing is continued on the following page.

Xpress

B _ C W L

Main Worksurface with One Gable – Reception Desk (Continued)

DIMENSIONS
INCHES / MM

PRICING

		1 9/16" (X)			
		FOUNDATION LAMINATE		FLINTWOOD	
		GABLE FINISH			
D	Fw	Source Laminate	Flintwood	Source Laminate	Flintwood
24 / 610	72 / 1829	1224	1849	1667	2292
24 / 610	78 / 1981	1449	2395	1932	2878
24 / 610	84 / 2134	1525	2471	2007	2953
24 / 610	90 / 2286	1592	2538	2083	3029
24 / 610	96 / 2438	1666	2612	2194	3140
24 / 610	102 / 2591	1738	2684	2569	3515
24 / 610	108 / 2743	1811	2757	2643	3589
24 / 610	114 / 2896	1880	2826	2736	3682
24 / 610	120 / 3048	1952	2898	2829	3775
24 / 610	126 / 3200	2029	2975	2905	3851
24 / 610	132 / 3353	2101	3047	2981	3927
24 / 610	138 / 3505	2170	3116	3053	3999
24 / 610	144 / 3658	2243	3189	3130	4076
30 / 762	72 / 1829	1494	2364	1912	2782
30 / 762	78 / 1981	1739	2933	2187	3381
30 / 762	84 / 2134	1828	3022	2274	3468
30 / 762	90 / 2286	1920	3114	2361	3555
30 / 762	96 / 2438	2009	3203	2620	3814
30 / 762	102 / 2591	2101	3295	2877	4071
30 / 762	108 / 2743	2190	3384	2961	4155
30 / 762	114 / 2896	2280	3474	3050	4244
30 / 762	120 / 3048	2368	3562	3137	4331
30 / 762	126 / 3200	2459	3653	3261	4455
30 / 762	132 / 3353	2549	3743	3384	4578
30 / 762	138 / 3505	2640	3834	3472	4666
30 / 762	144 / 3658	2730	3924	3557	4751

Xpress

B _ C W U
Main Worksurface – Reception Desk

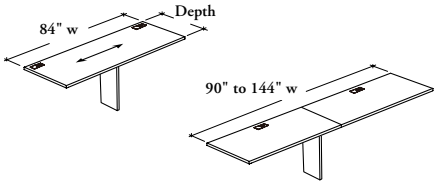

This worksurface can only be used in conjunction with a Reception Desk – U-Shaped Module (B_CRU) to create a "U" configuration.

WHAT'S INCLUDED
1 worksuface piece or 2 worksurface pieces (if 90" to 144" width is specified), 1 half gable with levelers, 1 or 2 (if 90" to 144" width is specified) cable trays, rectangular grommet (as specified), and mounting hardware.

WHAT'S EXCLUDED
Reception Desk – U-Shaped Module and Cross Grain Return – Reception Desk.

NOTES
Centered grommet option (C) is **not** available with 84" worksurface widths.

Not all Thickness, Finish, Style or Color options are available. Refer to the Application Guide for more details.

Not all product options are available as Xpress, Please see Xpress catalogue and/or specification software for details.

PRODUCT OPTIONS

Worksurface Thickness	Depth	Front Width	Grommet Option	Worksurface Finish	Edge Trim Style	Edge Trim Finish	Half Gable Finish	Grommet Finish
M 1 3/16" **X** 1 9/16"	20, 24, 30	084, 090, 096, 102, 108, 114, 120, 126, 132, 138, 144	**C** Centered (Shown) **B** Both Ends	Foundation Laminate Grade 2 Laminate (No Accents) Flintwood (No Cathedral)	**6** Straight Trim (3mm) **8** Flat Trim (1.5mm) **9** Flintwood Flat Trim	Edge Trim Colors (for trim style 6 and 8)	Source Laminate Grade 2 Laminate (No Accents) Flintwood (No Cathedral)	Foundation Mica

SAMPLE ORDER CODE

BMCWU	20	144	C	2E	6	4E	3E	60

DIMENSIONS
INCHES / MM

PRICING

1 3/16" (M)

D	Fw	FOUNDATION LAMINATE			GRADE 2 LAMINATE			FLINTWOOD		
		HALF GABLE FINISH								
		Source Laminate	Grade 2 Laminate	Flintwood	Source Laminate	Grade 2 Laminate	Flintwood	Source Laminate	Grade 2 Laminate	Flintwood
20 / 208	84 / 2134	909	1014	1229	1055	1160	1375	1358	1463	1678
20 / 208	90 / 2286	964	1069	1284	1120	1225	1440	1418	1523	1738
20 / 208	96 / 2438	1018	1123	1338	1185	1290	1505	1512	1617	1832
20 / 208	102 / 2591	1129	1234	1449	1306	1411	1626	1831	1936	2151
20 / 208	108 / 2743	1191	1296	1511	1378	1483	1698	1889	1994	2209
20 / 208	114 / 2896	1248	1353	1568	1446	1551	1766	1982	2087	2302
20 / 208	120 / 3048	1302	1407	1622	1510	1615	1830	2075	2180	2395
20 / 208	126 / 3200	1360	1465	1680	1579	1684	1899	2131	2236	2451
20 / 208	132 / 3353	1425	1530	1745	1654	1759	1974	2188	2293	2508
20 / 208	138 / 3505	1458	1563	1778	1697	1802	2017	2263	2368	2583
20 / 208	144 / 3658	1493	1598	1813	1743	1848	2063	2342	2447	2662

Pricing is continued on the following page.

Xpress

B _ C W U

Main Worksurface – Reception Desk (Continued)

DIMENSIONS INCHES / MM

PRICING

1 3/16" (M)

D	Fw	FOUNDATION LAMINATE HALF GABLE FINISH Source Laminate	FOUNDATION LAMINATE HALF GABLE FINISH Grade 2 Laminate	FOUNDATION LAMINATE HALF GABLE FINISH Flintwood	GRADE 2 LAMINATE Source Laminate	GRADE 2 LAMINATE Grade 2 Laminate	GRADE 2 LAMINATE Flintwood	FLINTWOOD Source Laminate	FLINTWOOD Grade 2 Laminate	FLINTWOOD Flintwood
24 / 610	84 / 2134	1062	1167	1382	1237	1342	1557	1487	1592	1807
24 / 610	90 / 2286	1127	1232	1447	1315	1420	1635	1550	1655	1870
24 / 610	96 / 2438	1194	1299	1514	1394	1499	1714	1650	1755	1970
24 / 610	102 / 2591	1256	1361	1576	1468	1573	1788	2011	2116	2331
24 / 610	108 / 2743	1322	1427	1642	1546	1651	1866	2078	2183	2398
24 / 610	114 / 2896	1388	1493	1708	1626	1731	1946	2160	2265	2480
24 / 610	120 / 3048	1450	1555	1770	1699	1804	2019	2241	2346	2561
24 / 610	126 / 3200	1519	1624	1839	1782	1887	2102	2302	2407	2622
24 / 610	132 / 3353	1583	1688	1903	1856	1961	2176	2365	2470	2685
24 / 610	138 / 3505	1652	1757	1972	1938	2043	2258	2432	2537	2752
24 / 610	144 / 3658	1717	1822	2037	2016	2121	2336	2497	2602	2817
30 / 762	84 / 2134	1293	1398	1613	1511	1616	1831	1659	1764	1979
30 / 762	90 / 2286	1370	1475	1690	1604	1709	1924	1733	1838	2053
30 / 762	96 / 2438	1450	1555	1770	1699	1804	2019	1804	1909	2124
30 / 762	102 / 2591	1530	1635	1850	1795	1900	2115	2217	2322	2537
30 / 762	108 / 2743	1608	1713	1928	1888	1993	2208	2291	2396	2611
30 / 762	114 / 2896	1694	1799	2014	1990	2095	2310	2361	2466	2681
30 / 762	120 / 3048	1783	1888	2103	2094	2199	2414	2437	2542	2757
30 / 762	126 / 3200	1860	1965	2180	2186	2291	2506	2546	2651	2866
30 / 762	132 / 3353	1942	2047	2262	2284	2389	2604	2654	2759	2974
30 / 762	138 / 3505	2019	2124	2339	2376	2481	2696	2728	2833	3048
30 / 762	144 / 3658	2100	2205	2420	2473	2578	2793	2798	2903	3118

1 9/16" (X)

		FOUNDATION LAMINATE HALF GABLE FINISH Source Laminate	FOUNDATION LAMINATE HALF GABLE FINISH Flintwood	FLINTWOOD Source Laminate	FLINTWOOD Flintwood
20 / 208	84 / 2134	994	1314	1493	1813
20 / 208	90 / 2286	1051	1371	1560	1880
20 / 208	96 / 2438	1114	1434	1663	1983
20 / 208	102 / 2591	1172	1492	1993	2313
20 / 208	108 / 2743	1230	1550	2059	2379
20 / 208	114 / 2896	1294	1614	2161	2481
20 / 208	120 / 3048	1354	1674	2262	2582
20 / 208	126 / 3200	1411	1731	2329	2649
20 / 208	132 / 3353	1475	1795	2398	2718
20 / 208	138 / 3505	1533	1853	2482	2802
20 / 208	144 / 3658	1591	1911	2565	2885

Pricing is continued on the following page.

Xpress

B _ C W U

Main Worksurface – Reception Desk (Continued)

DIMENSIONS
INCHES / MM

PRICING

1 9/16" (X)

		FOUNDATION LAMINATE		FLINTWOOD	
		HALF GABLE FINISH			
D	Fw	Source Laminate	Flintwood	Source Laminate	Flintwood
24 / 610	84 / 2134	1160	1480	1647	1967
24 / 610	90 / 2286	1230	1550	1724	2044
24 / 610	96 / 2438	1305	1625	1832	2152
24 / 610	102 / 2591	1381	1701	2208	2528
24 / 610	108 / 2743	1448	1768	2284	2604
24 / 610	114 / 2896	1520	1840	2376	2696
24 / 610	120 / 3048	1591	1911	2468	2788
24 / 610	126 / 3200	1664	1984	2545	2865
24 / 610	132 / 3353	1738	2058	2617	2937
24 / 610	138 / 3505	1811	2131	2694	3014
24 / 610	144 / 3658	1880	2200	2767	3087
30 / 762	84 / 2134	1410	1730	1857	2177
30 / 762	90 / 2286	1503	1823	1945	2265
30 / 762	96 / 2438	1592	1912	2201	2521
30 / 762	102 / 2591	1683	2003	2458	2778
30 / 762	108 / 2743	1773	2093	2546	2866
30 / 762	114 / 2896	1862	2182	2635	2955
30 / 762	120 / 3048	1950	2270	2726	3046
30 / 762	126 / 3200	2040	2360	2843	3163
30 / 762	132 / 3353	2132	2452	2968	3288
30 / 762	138 / 3505	2222	2542	3053	3373
30 / 762	144 / 3658	2310	2630	3140	3460

Xpress

B _ C W R

Cross Grain Return – Reception Desk

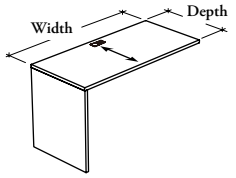

This worksurface must only be used in conjunction with a Main Worksurface with One Gable (B_CWL) or Main Workurface (B_CWU) and a Reception Desk – L-Shaped Module (B_CRL) or Reception Desk – U-Shaped Module (B_CRU) to create a "L" or "U" configuration. It would be unstable if used alone.

WHAT'S INCLUDED

1 worksuface piece, 1 full gable with levelers, 1 cable tray (as specified), rectangular grommet (as specified), and mounting hardware.

WHAT'S EXCLUDED

Reception Desk Module – L- or U-Shaped, Main Worksurface with One Gable and Main Worksurface.

NOTES

The 60" return width in Flintwood comes with long grain.

When Centered or End Grommet Option (C or E) is specified, a cable tray is also included.

Not all Thickness, Finish, Style or Color options are available. Refer to the Application Guide for more details.

Not all product options are available as Xpress, Please see Xpress catalogue and/or specification software for details.

PRODUCT OPTIONS

Worksurface Thickness	Depth	Width	Grommet Option	Configuration	Worksurface Finish	Edge Trim Style	Edge Trim Finish	Gable Finish	Grommet Finish
M 1 3/16" **X** 1 9/16"	20, 24, 30	24, 30, 36, 42, 48, 54, 60	**C** Centered (Shown) **E** End Grommet **N** No Grommet	**L** Left (Shown) **R** Right	Foundation Laminate Grade 2 Laminate (No Accents) Flintwood (No Cathedral)	**6** Straight Trim (3mm) **8** Flat Trim (1.5mm) **9** Flintwood Flat Trim	Edge Trim Colors (for trim style 6 and 8)	Source Laminate Grade 2 Laminate (No Accents) Flintwood (No Cathedral)	Foundation Mica

SAMPLE ORDER CODE

BMCWR	24	42	N	L	LW	6	ST	XS	74

DIMENSIONS
INCHES / MM

PRICING

1 3/16" (M)

		FOUNDATION LAMINATE			GRADE 2 LAMINATE			FLINTWOOD		
		GABLE FINISH								
D	La	Source Laminate	Grade 2 Laminate	Flintwood	Source Laminate	Grade 2 Laminate	Flintwood	Source Laminate	Grade 2 Laminate	Flintwood
20 / 208	24 / 610	475	665	1037	517	707	1079	790	980	1352
20 / 208	30 / 762	519	709	1081	571	761	1133	857	1047	1419
20 / 208	36 / 914	581	771	1143	644	834	1206	915	1105	1477
20 / 208	42 / 1067	647	837	1209	720	910	1282	972	1162	1534
20 / 208	48 / 1219	707	897	1269	790	980	1352	1059	1249	1621
20 / 208	54 / 1372	766	956	1328	860	1050	1422	1115	1305	1677
20 / 208	60 / 1524	823	1013	1385	927	1117	1489	1208	1398	1770
24 / 610	24 / 610	566	795	1201	616	845	1251	877	1106	1512
24 / 610	30 / 762	620	849	1255	682	911	1317	941	1170	1576
24 / 610	36 / 914	686	915	1321	761	990	1396	1031	1260	1666
24 / 610	42 / 1067	750	979	1385	837	1066	1472	1095	1324	1730
24 / 610	48 / 1219	812	1041	1447	912	1141	1547	1194	1423	1829
24 / 610	54 / 1372	880	1109	1515	992	1221	1627	1256	1485	1891
24 / 610	60 / 1524	945	1174	1580	1070	1299	1705	1340	1569	1975

Pricing is continued on the following page.

Xpress

B _ C W R

Cross Grain Return – Reception Desk(Continued)

DIMENSIONS INCHES / MM

PRICING

1 3/16" (M)

D	La	FOUNDATION LAMINATE			GRADE 2 LAMINATE			FLINTWOOD		
		HALF GABLE FINISH								
		Source Laminate	Grade 2 Laminate	Flintwood	Source Laminate	Grade 2 Laminate	Flintwood	Source Laminate	Grade 2 Laminate	Flintwood
30 / 762	24 / 610	712	998	1555	775	1061	1618	996	1282	1839
30 / 762	30 / 762	790	1076	1633	868	1154	1711	1097	1383	1940
30 / 762	36 / 914	861	1147	1704	955	1241	1798	1169	1455	2012
30 / 762	42 / 1067	946	1232	1789	1056	1342	1899	1279	1565	2122
30 / 762	48 / 1219	1025	1311	1868	1150	1436	1993	1366	1652	2209
30 / 762	54 / 1372	1103	1389	1946	1244	1530	2087	1444	1730	2287
30 / 762	60 / 1524	1189	1475	2032	1345	1631	2188	1517	1803	2360

1 9/16" (X)

		FOUNDATION LAMINATE		FLINTWOOD	
		GABLE FINISH			
		Source Laminate	Flintwood	Source Laminate	Flintwood
20 / 208	24 / 610	491	1053	826	1388
20 / 208	30 / 762	550	1112	906	1468
20 / 208	36 / 914	609	1171	972	1534
20 / 208	42 / 1067	667	1229	1041	1603
20 / 208	48 / 1219	728	1290	1135	1697
20 / 208	54 / 1372	785	1347	1201	1763
20 / 208	60 / 1524	849	1411	1302	1864
24 / 610	24 / 610	584	1219	918	1553
24 / 610	30 / 762	656	1291	996	1631
24 / 610	36 / 914	728	1363	1097	1732
24 / 610	42 / 1067	801	1436	1172	1807
24 / 610	48 / 1219	870	1505	1286	1921
24 / 610	54 / 1372	942	1577	1357	1992
24 / 610	60 / 1524	1014	1649	1450	2085
30 / 762	24 / 610	736	1579	1052	1895
30 / 762	30 / 762	826	1669	1167	2010
30 / 762	36 / 914	914	1757	1256	2099
30 / 762	42 / 1067	1005	1848	1382	2225
30 / 762	48 / 1219	1095	1938	1484	2327
30 / 762	54 / 1372	1185	2028	1574	2417
30 / 762	60 / 1524	1274	2117	1660	2503

Xpress

B C A T

Reception Desk Element – Tackboard

The Reception Desk Element – Tackboard and is fabric-wrapped and is mounted inside the inset panel of the reception desk module.

WHAT'S INCLUDED
1 fabric element with mounting hardware.

NOTES
Listed dimensions are nominal. The sum of element widths should not exceed the reception desk module width.

To realize an enclosed corner, specify one element with the same width and substract 1" to the other(s).

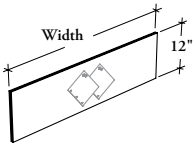

PRODUCT OPTIONS

Height	Width	Fabric Finish
12	23, 24, 29, 30, 35, 36, 41, 42, 47, 48, 53, 54, 59, 60, 65, 66, 71, 72, 77, 78, 83, 84	Panel Fabric

SAMPLE ORDER CODE

BCAT 12	**59**	**D403**

DIMENSIONS INCHES / MM

PRICING

H	W	Gr. A/ COM	Gr. 1	Gr. 2	Gr. 3	Gr. 4	Gr. 5	Gr. 6	Gr. 7
12 / 305	23 / 584	98	103	116	128	139	174	189	206
12 / 305	24 / 610	98	103	116	128	139	174	189	206
12 / 305	29 / 137	107	119	132	142	158	193	213	230
12 / 305	30 / 762	107	119	132	142	158	193	213	230
12 / 305	35 / 889	132	142	158	170	183	220	244	264
12 / 305	36 / 914	132	142	158	170	183	220	244	264
12 / 305	41 / 1041	146	156	174	187	205	250	272	296
12 / 305	42 / 1067	146	156	174	187	205	250	272	296
12 / 305	47 / 1194	156	166	187	198	218	269	293	316
12 / 305	48 / 1219	156	166	187	198	218	269	293	316
12 / 305	53 / 1346	170	183	198	218	238	289	315	343
12 / 305	54 / 1372	170	183	198	218	238	289	315	343
12 / 305	59 / 1499	190	206	229	248	271	332	363	393
12 / 305	60 / 1524	190	206	229	248	271	332	363	393
12 / 305	65 / 1651	206	219	244	264	284	345	379	408
12 / 305	66 / 1676	206	219	244	264	284	345	379	408
12 / 305	71 / 1803	218	234	258	279	305	372	406	439
12 / 305	72 / 1829	218	234	258	279	305	372	406	439
12 / 305	77 / 1956	230	245	272	297	322	398	436	470
12 / 305	78 / 1981	230	245	272	297	322	398	436	470
12 / 305	83 / 2108	243	259	288	311	337	409	447	486
12 / 305	84 / 2134	243	259	288	311	337	409	447	486

meeting tables

meeting tables product map

B C _ C H P Height-Adjustable Conference Table – Panel Bases

Page 1322

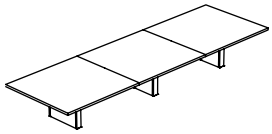

B C _ C R P Rectangular Conference Table – Panel Bases

Page 1326

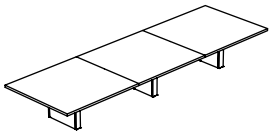

B C _ C R K Rectangular Conference Table – Cubic Bases

Page 1330

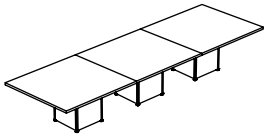

B C _ C R L B Rectangular Conference Table – Blade Legs

Page 1332

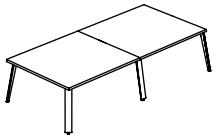

B C _ C R T B Rectangular Conference Table – Blade T-Legs

Page 1334

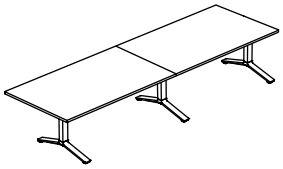

B C _ C W A Workshop Conference Table

Page 1336

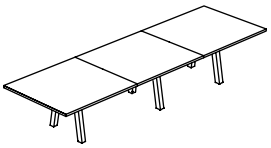

B C _ C B P Boat Conference Table – Panel Bases

Page 1340

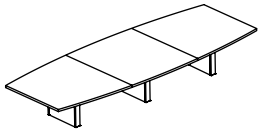

B C _ C B K Boat Conference Table – Cubic Bases

Page 1342

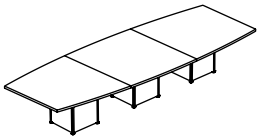

meeting tables product map

B C _ C V P Video Conference Table – Panel Bases

Page 1344

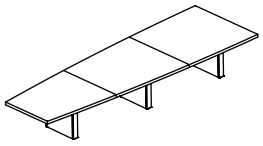

B C _ M H R B Height-Adjustable Meeting Table – Bevel Bases

Page 1346

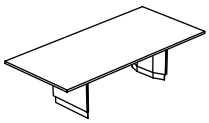

B C _ M R P Rectangular Meeting Table – Panel Bases

Page 1348

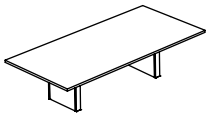

B C _ M R L B Rectangular Meeting Table – Blade Legs

Page 1350

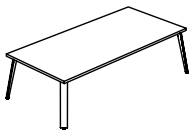

B C _ M R T B Rectangular Meeting Table – Blade T-Legs

Page 1352



B C _ T R T B Rectangular Team Table – Blade T-Legs

Page 1354



B C _ M W A Workshop Meeting Table

Page 1356



B C _ M B P Boat Meeting Table – Panel Bases

Page 1358

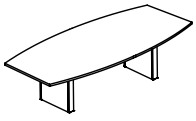

meeting tables product map

B C _ M B T B Boat Meeting Table – Blade T-Legs

Page 1360



B C _ M P L B Diamond Meeting Table – Blade Legs

Page 1362

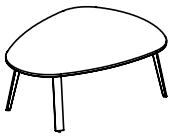

B C _ M O K Round Meeting Table – Cubic Base

Page 1364

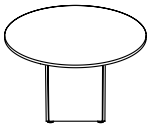

B C _ M O L B Round Meeting Table – Blade Legs

Page 1366

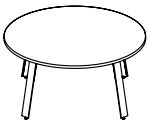

B C _ M O S B Round Meeting Table – Blade Star Base

Page 1368



B C _ R O F Round Meeting Table – Four-Point Base

Page 1369



B C _ M S K Square Meeting Table – Cubic Base

Page 1370

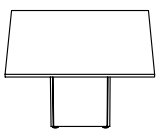

B C _ M S L B Square Meeting Table – Blade Legs

Page 1372

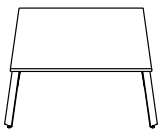

meeting tables product map

B C _ M S S B Square Meeting Table – Blade Star Base

Page 1374



B C _ M S F Square Meeting Table – Four-Point Base

Page 1375



B _ H R W Height-Adjustable Rectangular Meeting Peninsula

Page 1376

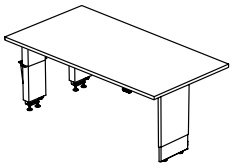

B _ H D W Height-Adjustable D-Shape Meeting Peninsula

Page 1382

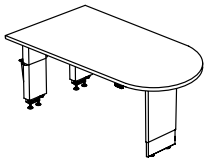

B _ H B W Height-Adjustable Tapered Meeting Peninsula

Page 1386

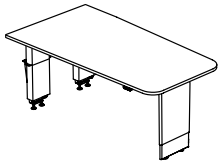

B _ H P W Height-Adjustable Diamond Meeting Peninsula

Page 1390

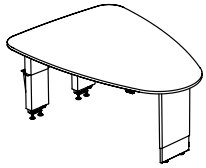

B C _ F R Fixed Rectangular Meeting Peninsula

Page 1394

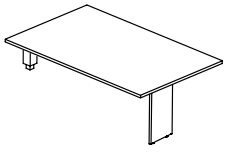

B C _ F D Fixed D-Shape Meeting Peninsula

Page 1400

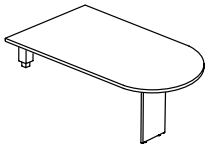

meeting tables product map

B C _ F T Fixed Tapered Meeting Peninsula

Page 1406

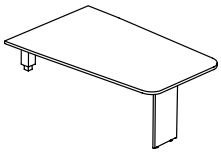

B C _ F P Fixed Diamond Meeting Peninsula

Page 1412

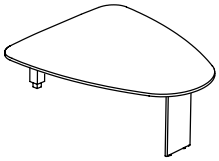

B C _ G Gable for Fixed Meeting Peninsula

Page 1416

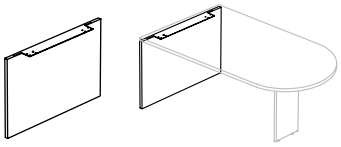

B C M W Media Wall

Page 1417

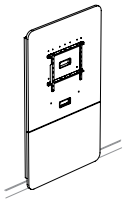

B C S M W Metal Shelf – Media Wall

Page 1418

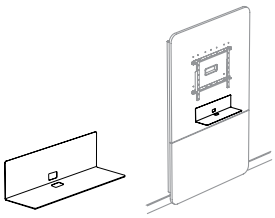

B C T V TV Stand – Meeting Peninsula

Page 1419

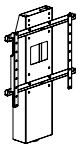

B C S T V Metal Shelf – TV Stand

Page 1420

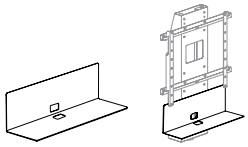

B C G R L B Rectangular Writable Glass Meeting Table – Blade Legs

Page 1422

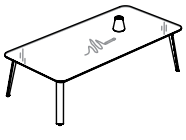

meeting tables product map

B C G R T B Rectangular Writable Glass Meeting Table – Blade T-Legs

Page 1424



B C G S S B Square Writable Glass Meeting Table – Blade Star Base

Page 1426



B A M H K Table Companion Marker Kit

Page 1427



B A M E Dry-Erase Pads for Companion Marker Holder

Page 1428



B C _ C T Coffee Table

Page 1429

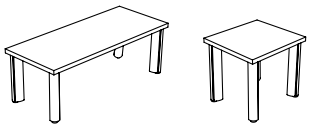

B A W W Wall-Mounted Whiteboard

Page 1430

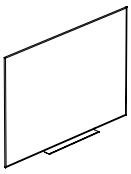

B A W M G Wall-Mounted Glass Markerboard

Page 1431

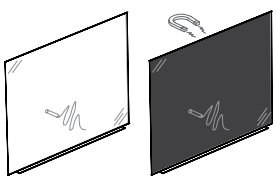

B W T T B Blade T-Leg

Page 1434

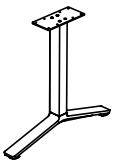

meeting tables product map

B W T S B Blade Star Base

Page 1435

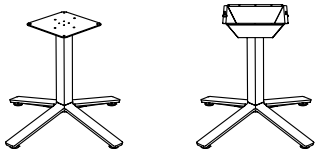

B W F P Four-Point Base

Page 1436

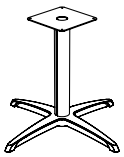

Xpress

B C _ C H P

Height-Adjustable Conference Table – Panel Bases

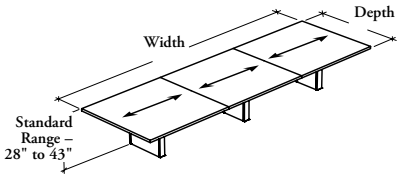

This aesthetically refined height-adjustable conference table is available in a range of sizes to accommodate diverse numbers of participants and meeting spaces.

WHAT'S INCLUDED
Worksurface pieces, height-adjustable panel bases with levelers, 2 switches for height-adjustable mechanism (as specified), reinforcing bars, linking plates, power module cut-out (as specified), cable tray, wire management kit and mounting hardware.

WHAT'S EXCLUDED
Power Modules.

NOTES
For the number of worksurface pieces, supports and module cut-outs included, refer to the Meeting Table Configurations and Supports in the Application Guide.

When Worksurface Thickness (V) option is specified, only Edge Trim Style (F) option is available.

When Worksurface Thickness (M or X) option is specified, the Edge Trim Styles (6 or 9) options are available.

When 156" or 168" deep worksurface is specified, the Power Module Cut-Out (LX) option is **not** available.

The 1 9/16" (X) thickness is **not** available in all Foundation Laminate and Edge Trim colors. Refer to the finish page of the Application Guide for details.

Not all finishes are available as Xpress, Please see Xpress catalogue and/or specification software for details.

PRODUCT OPTIONS

Worksurface Thickness	Range	Depth	Width	Corner Detail	Power Module Cut-Out
M 1 3/16"	**S** Standard Range – 28" to 43"	42, 48, 54, 60	108, 120, 132, 144, 156, 168	**R** Radius	**NN** No Cut-Out (Shown)
V 1 3/16" Knife Edge				**S** Straight (Shown)	**LS** Linear Power Module – Standard 18"
X 1 9/16"					**LX** Linear Power Module – Extended 28"
					PQ Power Pill – Quad

SAMPLE ORDER CODE

BCMCHP	S	54	168	S	NN

PRODUCT OPTIONS CONTINUED

Switch		Worksurface Finish	Edge Trim Style	Edge Trim Finish	Base Infill Finish	Support Finish
D Display with Up/Down Memory	**M** Display Toggle with Memory – Platinum	Foundation Laminate	**6** Straight Trim (3mm)	Edge Trim Colors (for trim style 6 or F)	Source Laminate	Foundation
F Toggle Up/Down – Platinum	**N** Display Toggle with Memory– Crisp Grey	Flintwood (No Cathedral)	**9** Flintwood Flat Trim		Flintwood (No Cathedral)	Mica
G Toggle Up/Down – Crisp Grey	**O** Display Toggle with Memory – Anthracite		**F** Full Knife Trim			Accent
H Toggle Up/Down – Anthracite						

SAMPLE ORDER CODE CONTINUED

O	VZ	9		VZ	74

See Pricing on the following page.

Xpress

B C _ C H P

Height-Adjustable Conference Table – Panel Bases (Continued)

DIMENSIONS – INCHES
FOR MM X BY 25.4

PRICING

		1 3/16" (M)				1 3/16" KNIFE EDGE (V)		1 9/16" (X)			
		STRAIGHT (S)									
		FOUNDATION LAMINATE		FLINTWOOD		FOUNDATION LAMINATE		FOUNDATION LAMINATE		FLINTWOOD	
		BASE INFILL FINISH									
D	W	Source Laminate	Flintwood	Source Laminate	Flintwood	Source Laminate	Flintwood	Source Laminate	Flintwood	Source Laminate	Flintwood
42	108	10340	11894	13857	15411	10610	12164	10780	12334	14219	15773
42	120	10496	12050	14214	15768	10787	12341	10969	12523	14700	16254
42	132	10639	12193	14431	15985	10952	12506	11149	12703	15079	16633
42	144	11001	12555	15096	16650	11336	12890	11547	13101	15747	17301
42	156	15721	18051	20318	22648	16077	18407	16302	18632	21556	23886
42	168	15836	18166	20775	23105	16214	18544	16449	18779	22015	24345
48	108	10488	12042	14232	15786	10769	12323	10970	12524	14738	16292
48	120	10654	12208	14471	16025	10955	12509	11169	12723	15122	16676
48	132	10808	12362	14907	16461	11132	12686	11357	12911	15655	17209
48	144	11178	12732	15386	16940	11524	13078	11759	13313	16123	17677
48	156	15908	18238	20885	23215	16275	18605	16521	18851	21941	24271
48	168	16093	18423	21343	23673	16482	18812	16788	19118	22474	24804
54	108	n/a	n/a	n/a	n/a	n/a	n/a	n/a	n/a	n/a	n/a
54	120	10858	12612	15099	16853	11171	12925	11426	13180	15919	17673
54	132	11049	12803	15463	17217	11384	13138	11668	13422	16267	18021
54	144	16011	18643	20559	23191	16368	19000	16678	19310	21416	24048
54	156	16262	18894	21616	24248	16641	19273	16979	19611	22560	25192
54	168	16423	19055	21980	24612	16822	19454	17185	19817	22991	25623
60	108	n/a	n/a	n/a	n/a	n/a	n/a	n/a	n/a	n/a	n/a
60	120	10936	12690	n/a	n/a	11259	13013	n/a	n/a	n/a	n/a
60	132	11153	12907	n/a	n/a	11498	13252	n/a	n/a	n/a	n/a
60	144	16138	18770	n/a	n/a	16506	19138	n/a	n/a	n/a	n/a
60	156	16433	19065	n/a	n/a	16822	19454	n/a	n/a	n/a	n/a
60	168	16632	19264	n/a	n/a	17042	19674	n/a	n/a	n/a	n/a

If Switch Style (D, M, N or O) is specified, add 279.

Pricing is continued on the following page.

Xpress

B C _ C H P

Height-Adjustable Conference Table – Panel Bases (Continued)

DIMENSIONS – INCHES
FOR MM X BY 25.4 **PRICING**

		1 3/16" (M)				1 3/16" KNIFE EDGE (V)		1 9/16" (X)			
		RADIUS (R)									
		FOUNDATION LAMINATE		FLINTWOOD		FOUNDATION LAMINATE		FOUNDATION LAMINATE		FLINTWOOD	
		BASE INFILL FINISH									
D	W	Source Laminate	Flintwood	Source Laminate	Flintwood	Source Laminate	Flintwood	Source Laminate	Flintwood	Source Laminate	Flintwood
42	108	10340	11894	14533	16087	n/a	n/a	10780	12334	14900	16454
42	120	10496	12050	14941	16495	n/a	n/a	10969	12523	15424	16978
42	132	10639	12193	15206	16760	n/a	n/a	11149	12703	15851	17405
42	144	11001	12555	15912	17466	n/a	n/a	11547	13101	16568	18122
42	156	15721	18051	21184	23514	n/a	n/a	16302	18632	22420	24750
42	168	15836	18166	21691	24021	n/a	n/a	16449	18779	22931	25261
48	108	10488	12042	14942	16496	n/a	n/a	10970	12524	15451	17005
48	120	10654	12208	15231	16785	n/a	n/a	11169	12723	15881	17435
48	132	10808	12362	15716	17270	n/a	n/a	11357	12911	16465	18019
48	144	11178	12732	16242	17796	n/a	n/a	11759	13313	16979	18533
48	156	15908	18238	21787	24117	n/a	n/a	16521	18851	22842	25172
48	168	16093	18423	22294	24624	n/a	n/a	16788	19118	23424	25754
54	108	n/a	n/a	n/a	n/a	n/a	n/a	n/a	n/a	n/a	n/a
54	120	10858	12612	15898	17652	n/a	n/a	11426	13180	16717	18471
54	132	11049	12803	16308	18062	n/a	n/a	11668	13422	17112	18866
54	144	16011	18643	21449	24081	n/a	n/a	16678	19310	22306	24938
54	156	16262	18894	22557	25189	n/a	n/a	16979	19611	23501	26133
54	168	16423	19055	22967	25599	n/a	n/a	17185	19817	23978	26610
60	108	n/a	n/a	n/a	n/a	n/a	n/a	n/a	n/a	n/a	n/a
60	120	10936	12690	n/a	n/a	n/a	n/a	n/a	n/a	n/a	n/a
60	132	11153	12907	n/a	n/a	n/a	n/a	n/a	n/a	n/a	n/a
60	144	16138	18770	n/a	n/a	n/a	n/a	n/a	n/a	n/a	n/a
60	156	16433	19065	n/a	n/a	n/a	n/a	n/a	n/a	n/a	n/a
60	168	16632	19264	n/a	n/a	n/a	n/a	n/a	n/a	n/a	n/a

If Switch Style (D, M, N or O) is specified, add 279.

Xpress

B C _ C R P

Rectangular Conference Table – Panel Bases

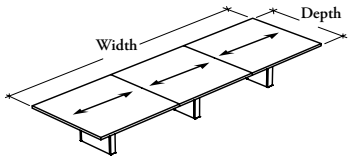

This aesthetically refined table is available in a range of sizes to accommodate diverse numbers of participants and meeting spaces.

WHAT'S INCLUDED
Worksurface pieces, panel bases with levelers, reinforcing bars, linking plates, power module cut-outs (as specified), wire management kit and mounting hardware.

WHAT'S EXCLUDED
Power Modules.

NOTES
For the number of worksurface pieces, supports and module cut-outs included, refer to the Meeting Table Configurations and Supports in the Application Guide.

When Worksurface Thickness (V) option is specified, only Edge Trim Style (F) option is available.

When Worksurface Thickness (M or X) option is specified, the Edge Trim Styles (6 or 9) options are available.

The 1 9/16" (X) thickness is **not** available in all Foundation Laminate and Edge Trim colors. Refer to the finish page of the Application Guide for details.

Not all finishes are available as Xpress, Please see Xpress catalogue and/or specification software for details.

PRODUCT OPTIONS

Worksurface Thickness	Depth	Width	Corner Detail	Power Module Cut-Out
M 1 3/16"	42, 48, 54, 60	108, 120, 132, 144, 156, 168, 180, 192, 204, 216	**R** Radius	**NN** No Cut-Out (Shown)
X 1 9/16"			**S** Straight (Shown)	**LS** Linear Power Module – Standard 18"
V 1 3/16" Knife Edge				**LX** Linear Power Module – Extended 28"
				PQ Power Pill – Quad

SAMPLE ORDER CODE

BC**M**CRP	**54**	**168**	**S**	**NN**

PRODUCT OPTIONS CONTINUED

Worksurface Finish	Edge Trim Style	Edge Trim Finish	Base Infill Finish	Support Finish
Foundation Laminate	**6** Straight Trim (3mm)	Edge Trim Colors (for trim style 6 or F)	Source Laminate	**AC** Clear Anodized
Flintwood (No Cathedral)	**9** Flintwood Flat Trim		Flintwood (No Cathedral)	Foundation
	F Full Knife Trim			Accent
				Mica

SAMPLE ORDER CODE CONTINUED

VZ	**9**		**VZ**	**AC**

See Pricing on the following page.

Xpress

BC_CRP

Rectangular Conference Table – Panel Bases (Continued)

DIMENSIONS – INCHES
FOR MM X BY 25.4

PRICING

		1 3/16" (M)				1 3/16" KNIFE EDGE (V)		1 9/16" (X)			
		STRAIGHT (S)									
		FOUNDATION LAMINATE		FLINTWOOD		FOUNDATION LAMINATE		FOUNDATION LAMINATE		FLINTWOOD	
		BASE INFILL FINISH									
D	W	Source Laminate	Flintwood	Source Laminate	Flintwood	Source Laminate	Flintwood	Source Laminate	Flintwood	Source Laminate	Flintwood
42	108	2728	4284	6245	7801	2998	4554	3296	4852	6737	8293
42	120	2936	4492	6654	8210	3227	4783	3470	5026	7204	8760
42	132	3245	4801	7036	8592	3558	5114	3712	5268	7643	9199
42	144	3406	4962	7498	9054	3741	5297	3954	5510	8154	9710
42	156	3854	6188	8451	10785	4211	6545	3907	6241	9161	11495
42	168	4057	6391	9000	11334	4436	6770	4201	6535	9764	12098
48	108	2905	4461	6647	8203	3186	4742	3443	4999	7210	8766
48	120	3168	4724	6988	8544	3470	5026	3661	5217	7615	9171
48	132	3438	4994	7538	9094	3763	5319	3927	5483	8227	9783
48	144	3676	5232	7881	9437	4022	5578	4268	5824	8632	10188
48	156	4221	6555	9198	11532	4590	6924	4592	6926	10010	12344
48	168	4408	6742	9657	11991	4796	7130	4848	7182	10532	12866
54	120	3370	5124	7613	9367	3683	5437	3824	5578	8315	10069
54	132	3633	5387	8045	9799	3968	5722	4219	5973	8818	10572
54	144	3869	5623	8416	10170	4224	5978	4521	6275	9258	11012
54	156	4590	7225	9944	12579	4967	7602	5279	7914	10859	13494
54	168	4756	7391	10313	12948	5155	7790	5494	8129	11300	13935
54	180	5075	7710	11542	14177	5496	8131	5956	8591	12596	15231
54	192	5336	7971	11909	14544	5779	8414	6179	8814	13034	15669
60	144	4512	6266	n/a	n/a	4879	6633	n/a	n/a	n/a	n/a
60	156	4917	7552	n/a	n/a	5307	7942	n/a	n/a	n/a	n/a
60	168	5233	7868	n/a	n/a	5644	8279	n/a	n/a	n/a	n/a
60	180	5430	8065	n/a	n/a	5862	8497	n/a	n/a	n/a	n/a
60	192	5615	8250	n/a	n/a	6068	8703	n/a	n/a	n/a	n/a
60	204	5861	8496	n/a	n/a	6337	8972	n/a	n/a	n/a	n/a
60	216	6086	8721	n/a	n/a	6583	9218	n/a	n/a	n/a	n/a

Pricing is continued on the following page.

Xpress

B C _ C R P

Rectangular Conference Table – Panel Bases (Continued)

DIMENSIONS – INCHES
FOR MM X BY 25.4 **PRICING**

		1 3/16" (M)				1 3/16" KNIFE EDGE (V)		1 9/16" (X)			
		RADIUS (R)									
		FOUNDATION LAMINATE		FLINTWOOD		FOUNDATION LAMINATE		FOUNDATION LAMINATE		FLINTWOOD	
		BASE INFILL FINISH									
D	W	Source Laminate	Flintwood	Source Laminate	Flintwood	Source Laminate	Flintwood	Source Laminate	Flintwood	Source Laminate	Flintwood
42	108	2728	4284	6923	8479	n/a	n/a	3296	4852	7418	8974
42	120	2936	4492	7379	8935	n/a	n/a	3470	5026	7927	9483
42	132	3245	4801	7810	9366	n/a	n/a	3712	5268	8415	9971
42	144	3406	4962	8317	9873	n/a	n/a	3954	5510	8975	10531
42	156	3854	6188	9317	11651	n/a	n/a	3907	6241	10027	12361
42	168	4057	6391	9913	12247	n/a	n/a	4201	6535	10680	13014
48	108	2905	4461	7359	8915	n/a	n/a	3443	4999	7925	9481
48	120	3168	4724	7747	9303	n/a	n/a	3661	5217	8376	9932
48	132	3438	4994	8348	9904	n/a	n/a	3927	5483	9036	10592
48	144	3676	5232	8739	10295	n/a	n/a	4268	5824	9485	11041
48	156	4221	6555	10100	12434	n/a	n/a	4592	6926	10914	13248
48	168	4408	6742	10608	12942	n/a	n/a	4848	7182	11484	13818
54	120	3370	5124	8412	10166	n/a	n/a	3824	5578	9114	10868
54	132	3633	5387	8890	10644	n/a	n/a	4219	5973	9662	11416
54	144	3869	5623	9307	11061	n/a	n/a	4521	6275	10150	11904
54	156	4590	7225	10884	13519	n/a	n/a	5279	7914	11800	14435
54	168	4756	7391	11302	13937	n/a	n/a	5494	8129	12287	14922
54	180	5075	7710	12575	15210	n/a	n/a	5956	8591	13630	16265
54	192	5336	7971	12990	15625	n/a	n/a	6179	8814	14115	16750
60	144	4512	6266	n/a	n/a	n/a	n/a	n/a	n/a	n/a	n/a
60	156	4917	7552	n/a	n/a	n/a	n/a	n/a	n/a	n/a	n/a
60	168	5233	7868	n/a	n/a	n/a	n/a	n/a	n/a	n/a	n/a
60	180	5430	8065	n/a	n/a	n/a	n/a	n/a	n/a	n/a	n/a
60	192	5615	8250	n/a	n/a	n/a	n/a	n/a	n/a	n/a	n/a
60	204	5861	8496	n/a	n/a	n/a	n/a	n/a	n/a	n/a	n/a
60	216	6086	8721	n/a	n/a	n/a	n/a	n/a	n/a	n/a	n/a

Xpress

B C _ C R K

Rectangular Conference Table – Cubic Bases

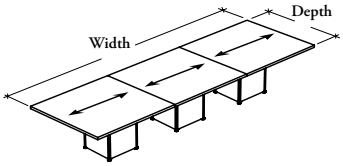

This aesthetically refined table is available in a range of sizes to accommodate diverse numbers of participants and meeting spaces.

WHAT'S INCLUDED
Worksurface pieces, cubic bases with levelers, linking plates, power module cut-outs (if specified), wire management kit and mounting hardware.

WHAT'S EXCLUDED
Power Modules.

NOTES
For the number of worksurface pieces, supports and module cut-outs included, refer to the Meeting Table Configurations and Supports in the Application Guide.

When Worksurface Thickness (V) option is specified, only Edge Trim Style (F) option is available.

When Worksurface Thickness (M or X) option is specified, the Edge Trim Styles (6 or 9) options are available.

The 1 9/16" (X) thickness is **not** available in all Foundation Laminate and Edge Trim colors. Refer to the finish page of the Application Guide for details.

Not all finishes are available as Xpress, Please see Xpress catalogue and/or specification software for details.

PRODUCT OPTIONS

Worksurface Thickness	Depth	Width	Corner Detail	Power Module Cut-Out
M 1 3/16"	48, 54, 60	120, 132, 144, 156, 168, 180, 192, 204, 216	**R** Radius	**NN** No Cut-Out (Shown)
X 1 9/16"			**S** Straight (Shown)	**LS** Linear Power Module – Standard 18"
V 1 3/16" Knife Edge				**LX** Linear Power Module – Extended 28"
				PQ Power Pill – Quad

SAMPLE ORDER CODE

BC**M**CRK	**48**	**132**	**S**	**NN**

PRODUCT OPTIONS CONTINUED

Worksurface Finish	Edge Trim Style	Edge Trim Finish	Base Infill Finish	Support Finish
Foundation Laminate	**6** Straight Trim (3mm)	Edge Trim Colors (for trim style 6 or F)	Source Laminate	**AC** Clear Anodized
Flintwood (No Cathedral)	**9** Flintwood Flat Trim		Flintwood (No Cathedral)	Foundation
	F Full Knife Trim			Accent
				Mica

SAMPLE ORDER CODE CONTINUED

2E	**6**	**4E**	**3E**	**60**

See Pricing on the following page.

Xpress

BC_CRK

Rectangular Conference Table – Cubic Bases (Continued)

DIMENSIONS – INCHES
FOR MM X BY 25.4

PRICING

STRAIGHT (S)

		1 3/16" (M)				1 3/16" KNIFE EDGE (V)		1 9/16" (X)			
		FOUNDATION LAMINATE		FLINTWOOD		FOUNDATION LAMINATE		FOUNDATION LAMINATE		FLINTWOOD	
		BASE INFILL FINISH									
D	W	Source Laminate	Flintwood	Source Laminate	Flintwood	Source Laminate	Flintwood	Source Laminate	Flintwood	Source Laminate	Flintwood
48	120	3709	6811	7613	10715	4011	7113	4202	7304	8238	11340
48	132	4387	7489	8095	11197	4711	7813	4839	7941	8783	11885
48	144	5052	8154	8440	11542	5399	8501	5646	8748	9188	12290
48	156	5298	8400	8782	11884	5665	8767	5938	9040	9592	12694
48	168	5534	8636	9246	12348	5923	9025	6223	9325	10119	13221
54	120	3989	7093	8184	11288	4302	7406	4440	7544	8889	11993
54	132	4604	7708	8555	11659	4939	8043	5170	8274	9326	12430
54	144	5233	8337	8921	12025	5590	8694	5922	9026	9768	12872
54	156	5538	8642	9409	12513	5917	9021	6277	9381	10325	13429
54	168	5799	8903	9777	12881	6199	9303	6707	9811	10761	13865
54	180	6277	10937	12278	16938	6699	11359	7170	11830	13332	17992
54	192	6504	11164	12644	17304	6947	11607	7379	12039	13770	18430
60	144	5446	8556	n/a	n/a	5814	8924	n/a	n/a	n/a	n/a
60	156	5744	8854	n/a	n/a	6133	9243	n/a	n/a	n/a	n/a
60	168	6360	9470	n/a	n/a	6769	9879	n/a	n/a	n/a	n/a
60	180	6548	11214	n/a	n/a	6980	11646	n/a	n/a	n/a	n/a
60	192	6735	11401	n/a	n/a	7188	11854	n/a	n/a	n/a	n/a
60	204	7076	11742	n/a	n/a	7552	12218	n/a	n/a	n/a	n/a
60	216	7322	11988	n/a	n/a	7819	12485	n/a	n/a	n/a	n/a

RADIUS (R)

		FOUNDATION LAMINATE		FLINTWOOD		FOUNDATION LAMINATE		FOUNDATION LAMINATE		FLINTWOOD	
		BASE INFILL FINISH									
		Source Laminate	Flintwood	Source Laminate	Flintwood	Source Laminate	Flintwood	Source Laminate	Flintwood	Source Laminate	Flintwood
48	120	3709	6811	8372	11474	n/a	n/a	4202	7304	8999	12101
48	132	4387	7489	8904	12006	n/a	n/a	4839	7941	9592	12694
48	144	5052	8154	9293	12395	n/a	n/a	5646	8748	10042	13144
48	156	5298	8400	9687	12789	n/a	n/a	5938	9040	10497	13599
48	168	5534	8636	10194	13296	n/a	n/a	6223	9325	11070	14172
54	120	3989	7093	8982	12086	n/a	n/a	4440	7544	9682	12786
54	132	4604	7708	9400	12504	n/a	n/a	5170	8274	10170	13274
54	144	5233	8337	9813	12917	n/a	n/a	5922	9026	10657	13761
54	156	5538	8642	10347	13451	n/a	n/a	6277	9381	11262	14366
54	168	5799	8903	10763	13867	n/a	n/a	6707	9811	11749	14853
54	180	6277	10937	13309	17969	n/a	n/a	7170	11830	14367	19027
54	192	6504	11164	13726	18386	n/a	n/a	7379	12039	14852	19512
60	144	5446	8556	n/a	n/a	n/a	n/a	n/a	n/a	n/a	n/a
60	156	5744	8854	n/a	n/a	n/a	n/a	n/a	n/a	n/a	n/a
60	168	6360	9470	n/a	n/a	n/a	n/a	n/a	n/a	n/a	n/a
60	180	6548	11214	n/a	n/a	n/a	n/a	n/a	n/a	n/a	n/a
60	192	6735	11401	n/a	n/a	n/a	n/a	n/a	n/a	n/a	n/a
60	204	7076	11742	n/a	n/a	n/a	n/a	n/a	n/a	n/a	n/a
60	216	7322	11988	n/a	n/a	n/a	n/a	n/a	n/a	n/a	n/a

Xpress

B C _ C R L B

Rectangular Conference Table – Blade Legs

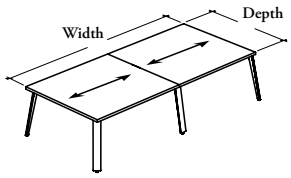

This table is available in a range of sizes to accommodate diverse numbers of participants and meeting spaces.

WHAT'S INCLUDED
Worksurface pieces, blade legs with levelers, reinforcing bars, power module cut-outs (as specified), wire management kit and mounting hardware.

WHAT'S EXCLUDED
Power Modules.

NOTES
For the number of worksurface pieces, supports and module cut-outs included, refer to the Meeting Table Configurations and Supports in the Application Guide.

When Worksurface Thickness (V) option is specified, only Edge Trim Style (F) option is available.

When Worksurface Thickness (M or X) option is specified, the Edge Trim Styles (6 or 9) options are available.

The 1 9/16" (X) thickness is **not** available in all Foundation Laminate and Edge Trim colors. Refer to the finish page of the Application Guide for details.

Not all finishes are available as Xpress, Please see Xpress catalogue and/or specification software for details.

PRODUCT OPTIONS

Worksurface Thickness	Depth	Width	Corner Detail	Power Module Cut-Out
M 1 3/16"	42, 48, 54, 60	108, 120, 132, 144, 156, 168	**R** Radius	**NN** No Cut-Out (Shown)
X 1 9/16"			**S** Straight (Shown)	**LS** Linear Power Module – Standard 18"
V 1 3/16" Knife Edge				**LX** Linear Power Module – Extended 28"
				PQ Power Pill – Quad

SAMPLE ORDER CODE

BCMCRLB	42	144	R	PQ

PRODUCT OPTIONS CONTINUED

Worksurface Finish	Edge Trim Style	Edge Trim Finish	Leg Back Finish	Leg Front Finish
Foundation Laminate	**6** Straight Trim (3mm)	Edge Trim Colors (for trim style 6 or F)	Foundation	Foundation
Flintwood (No Cathedral)	**9** Flintwood Flat Trim		Accent	Accent
	F Full Knife Trim		Mica	Mica

SAMPLE ORDER CODE CONTINUED

LW	6	ST	52	52

See Pricing on the following page.

Xpress

BC_CRLB

Rectangular Conference Table – Blade Legs (Continued)

DIMENSIONS – INCHES
FOR MM X BY 25.4

PRICING

		1 3/16" (M)		1 3/16" KNIFE EDGE (V)	1 9/16" (X)	
		STRAIGHT (S)				
D	W	Foundation Laminate	Flintwood	Foundation Laminate	Foundation Laminate	Flintwood
42	108	3463	6982	3734	3831	7274
42	120	3556	7277	3848	3954	7684
42	132	3660	7453	3973	4084	8014
42	144	3770	7864	4105	4222	8424
42	156	3863	8460	4219	4345	9598
42	168	3956	8896	4334	4465	10031
48	108	3595	7338	3876	3997	7765
48	120	3695	7515	3998	4122	8076
48	132	3794	7896	4118	4247	8550
48	144	3910	8117	4257	4394	8757
48	156	4012	8988	4379	4520	9937
48	168	4160	9410	4549	4733	10419
54	120	3794	8037	4107	4267	8758
54	132	3924	8336	4259	4432	9032
54	144	4068	8616	4425	4617	9354
54	156	4198	9552	4576	4786	10366
54	168	4326	9885	4727	4951	10757
60	144	4171	n/a	4539	n/a	n/a
60	156	4333	n/a	4722	n/a	n/a
60	168	4494	n/a	4905	n/a	n/a
		RADIUS (R)				
		Foundation Laminate	Flintwood	Foundation Laminate	Foundation Laminate	Flintwood
42	108	3463	7656	n/a	3831	7953
42	120	3556	8002	n/a	3954	8408
42	132	3660	8226	n/a	4084	8787
42	144	3770	8681	n/a	4222	9247
42	156	3863	9328	n/a	4345	10464
42	168	3956	9810	n/a	4465	10946
48	108	3595	8051	n/a	3997	8478
48	120	3695	8273	n/a	4122	8838
48	132	3794	8704	n/a	4247	9357
48	144	3910	8973	n/a	4394	9613
48	156	4012	9891	n/a	4520	10841
48	168	4160	10362	n/a	4733	11369
54	120	3794	8835	n/a	4267	9558
54	132	3924	9182	n/a	4432	9877
54	144	4068	9506	n/a	4617	10246
54	156	4198	10492	n/a	4786	11307
54	168	4326	10872	n/a	4951	11744
60	144	4171	n/a	n/a	n/a	n/a
60	156	4333	n/a	n/a	n/a	n/a
60	168	4494	n/a	n/a	n/a	n/a

Xpress

B C _ C R T B

Rectangular Conference Table – Blade T-Legs

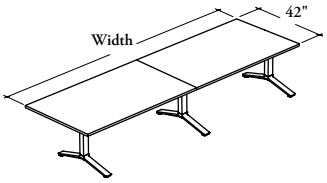

This table is available in a range of sizes to accommodate diverse numbers of participants and meeting spaces.

WHAT'S INCLUDED
Worksurface pieces, blade t-legs with levelers, reinforcing bars, linking plates, power module cut-outs (as specified), wire management kit and mounting hardware.

WHAT'S EXCLUDED
Power Modules.

NOTES
For the number of worksurface pieces, supports and module cut-outs included, refer to the Meeting Table Configurations and Supports in the Application Guide.

When Worksurface Thickness (V) option is specified, only Edge Trim Style (F) option is available.

When Worksurface Thickness (M or X) option is specified, the Edge Trim Styles (6 or 9) options are available.

The 1 9/16" (X) thickness is **not** available in all Foundation Laminate and Edge Trim colors. Refer to the finish page of the Application Guide for details.

Not all finishes are available as Xpress, Please see Xpress catalogue and/or specification software for details.

PRODUCT OPTIONS

Worksurface Thickness	Depth	Width	Corner Detail	Power Module Cut-Out
M 1 3/16"	42	108, 120, 132, 144, 156, 168	**R** Radius	**NN** No Cut-Out (Shown)
X 1 9/16"			**S** Straight (Shown)	**LS** Linear Power Module – Standard 18"
V 1 3/16" Knife Edge				**PQ** Power Pill – Quad

SAMPLE ORDER CODE

BCMCRTB	42	108	S	NN

PRODUCT OPTIONS CONTINUED

Worksurface Finish	Edge Trim Style	Edge Trim Finish	Support Finish
Foundation Laminate	**6** Straight Trim (3mm)	Edge Trim Colors (for trim style 6 or F)	Foundation
Flintwood (No Cathedral)	**9** Flintwood Flat Trim		Accent
	F Full Knife Trim		Mica

SAMPLE ORDER CODE CONTINUED

LW	6	ST	74

See Pricing on the following page.

Xpress

BC_CRTB

Rectangular Conference Table – Blade T-Legs (Continued)

DIMENSIONS – INCHES
FOR MM X BY 25.4

PRICING

		1 3/16" (M)		1 3/16" KNIFE EDGE (V)	1 9/16" (X)	
		STRAIGHT (S)				
D	W	Foundation Laminate	Flintwood	Foundation Laminate	Foundation Laminate	Flintwood
42	108	3207	6726	3478	3576	7017
42	120	3300	7020	3592	3697	7428
42	132	3404	7197	3717	3828	7758
42	144	3514	7609	3849	3967	8168
42	156	3607	8205	3963	4089	9342
42	168	3700	8640	4078	4209	9775
		RADIUS (R)				
		Foundation Laminate	Flintwood	Foundation Laminate	Foundation Laminate	Flintwood
42	108	3207	7401	n/a	3576	7697
42	120	3300	7746	n/a	3697	8153
42	132	3404	7971	n/a	3828	8531
42	144	3514	8425	n/a	3967	8990
42	156	3607	9071	n/a	4089	10208
42	168	3700	9554	n/a	4209	10690

Xpress

B C _ C W A
Workshop Conference Table

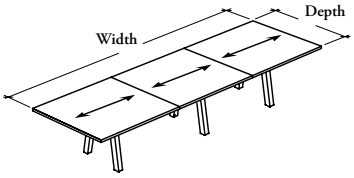

This table is available in a range of sizes to accommodate diverse numbers of participants and meeting spaces.

WHAT'S INCLUDED
Worksurface pieces, workshop legs with levelers, reinforcing bars, linking plates, power module cut-outs (as specified), wire management kit and mounting hardware.

WHAT'S EXCLUDED
Power Modules.

NOTES
For the number of worksurface pieces, supports and module cut-outs included, refer to the Meeting Table Configurations and Supports in the Application Guide.

When Worksurface Thickness (V) option is specified, only Edge Trim Style (F) option is available.

When Worksurface Thickness (M or X) option is specified, the Edge Trim Styles (6 or 9) options are available.

The 1 9/16" (X) thickness is **not** available in all Foundation Laminate and Edge Trim colors. Refer to the finish page of the Application Guide for details.

Not all finishes are available as Xpress, Please see Xpress catalogue and/or specification software for details.

PRODUCT OPTIONS

Worksurface Thickness	Depth	Width	Corner Detail	Power Module Cut-Out
M 1 3/16"	42, 48, 54, 60	108, 120, 132, 144, 156, 168, 180, 192, 204, 216	**R** Radius	**NN** No Cut-Out (Shown)
X 1 9/16"			**S** Straight (Shown)	**LS** Linear Power Module – Standard 18"
V 1 3/16" Knife Edge				**LX** Linear Power Module – Extended 28"
				PQ Power Pill – Quad

SAMPLE ORDER CODE

BC**M**CWA	**42**	**108**	**S**	**NN**

PRODUCT OPTIONS CONTINUED

Worksurface Finish	Edge Trim Style	Edge Trim Finish	Support Finish
Foundation Laminate	**6** Straight Trim (3mm)	Edge Trim Colors (for trim style 6 or F)	Foundation
Flintwood (No Cathedral)	**9** Flintwood Flat Trim		Accent
	F Full Knife Trim		Mica

SAMPLE ORDER CODE CONTINUED

LW	**6**	**ST**	**74**

See Pricing on the following page.

Xpress

B C _ C W A
Workshop Conference Table (Continued)

DIMENSIONS – INCHES
FOR MM X BY 25.4

PRICING

		1 3/16" (M)		1 3/16" KNIFE EDGE (V)	1 9/16" (X)	
		STRAIGHT (S)				
D	W	Foundation Laminate	Flintwood	Foundation Laminate	Foundation Laminate	Flintwood
42	108	2854	6371	3124	3206	6649
42	120	2945	6666	3238	3328	7058
42	132	3066	6857	3379	3475	7404
42	144	3176	7270	3511	3613	7812
42	156	4077	8675	4434	4543	9798
42	168	4168	9108	4547	4663	10228
48	108	2973	6714	3254	3360	7126
48	120	3072	6893	3375	3486	7436
48	132	3198	7300	3522	3640	7939
48	144	3317	7523	3662	3784	8146
48	156	4223	9200	4592	4716	10136
48	168	4372	9623	4761	4930	10616
54	120	3171	7414	3485	3629	8119
54	132	3329	7741	3664	3824	8423
54	144	3473	8020	3829	4008	8745
54	156	4410	9764	4788	4983	10562
54	168	4541	10097	4940	5149	10953
54	180	4865	11330	5286	5541	12179
54	192	4988	11560	5431	5703	12562
60	144	3578	n/a	3945	n/a	n/a
60	156	4546	n/a	4935	n/a	n/a
60	168	4708	n/a	5119	n/a	n/a
60	180	5046	n/a	5479	n/a	n/a
60	192	5186	n/a	5641	n/a	n/a
60	204	5344	n/a	5819	n/a	n/a
60	216	5483	n/a	5980	n/a	n/a

Pricing is continued on the following page.

Xpress

B C _ C W A

Workshop Conference Table (Continued)

DIMENSIONS – INCHES
FOR MM X BY 25.4 **PRICING**

		1 3/16" (M)		1 3/16" KNIFE EDGE (V)	1 9/16" (X)	
		RADIUS (R)				
D	W	Foundation Laminate	Flintwood	Foundation Laminate	Foundation Laminate	Flintwood
42	108	2854	7048	n/a	3206	7330
42	120	2945	7393	n/a	3328	7782
42	132	3066	7630	n/a	3475	8178
42	144	3176	8087	n/a	3613	8635
42	156	4077	9540	n/a	4543	10661
42	168	4168	10026	n/a	4663	11143
48	108	2973	7427	n/a	3360	7841
48	120	3072	7651	n/a	3486	8199
48	132	3198	8110	n/a	3640	8750
48	144	3317	8379	n/a	3784	9002
48	156	4223	10104	n/a	4716	11039
48	168	4372	10575	n/a	4930	11569
54	120	3171	8211	n/a	3629	8918
54	132	3329	8586	n/a	3824	9265
54	144	3473	8911	n/a	4008	9636
54	156	4410	10703	n/a	4983	11506
54	168	4541	11084	n/a	5149	11942
54	180	4865	12362	n/a	5541	13214
54	192	4988	12639	n/a	5703	13641
60	144	3578	n/a	n/a	n/a	n/a
60	156	4546	n/a	n/a	n/a	n/a
60	168	4708	n/a	n/a	n/a	n/a
60	180	5046	n/a	n/a	n/a	n/a
60	192	5186	n/a	n/a	n/a	n/a
60	204	5344	n/a	n/a	n/a	n/a
60	216	5483	n/a	n/a	n/a	n/a

Xpress

B C _ C B P

Boat Conference Table – Panel Bases

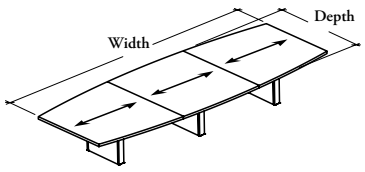

This table is available in a range of sizes to accommodate diverse numbers of participants and meeting spaces.

WHAT'S INCLUDED
Worksurface pieces, panel bases with levelers, reinforcing bars, linking plates, power module cut-outs (as specified), wire management kit and mounting hardware.

WHAT'S EXCLUDED
Power Modules.

NOTES
For the number of worksurface pieces, supports and module cut-outs included, refer to the Meeting Table Configurations and Supports in the Application Guide.

The 1 9/16" (X) thickness is **not** available in all Foundation Laminate and Edge Trim colors. Refer to the finish page of the Application Guide for details.

Not all finishes are available as Xpress, Please see Xpress catalogue and/or specification software for details.

PRODUCT OPTIONS

Worksurface Thickness	Depth	Width	Power Module Cut-Out
M 1 3/16"	42, 48, 54, 60	108, 120, 132, 144, 156, 168, 180, 192, 204, 216	**NN** No Cut-Out (Shown)
X 1 9/16"			**LS** Linear Power Module – Standard 18"
			LX Linear Power Module – Extended 28"
			PQ Power Pill – Quad

SAMPLE ORDER CODE

BC**M**CBP	**60**	**144**	**LS**

PRODUCT OPTIONS CONTINUED

Worksurface Finish	Edge Trim Style	Edge Trim Finish	Base Infill Finish	Support Finish
Foundation Laminate	**6** Straight Trim (3mm)	Edge Trim Colors (for trim style 6)	Source Laminate	**AC** Clear Anodized
Flintwood (No Cathedral)	**9** Flintwood Flat Trim		Flintwood (No Cathedral)	Foundation
				Accent
				Mica

SAMPLE ORDER CODE CONTINUED

2D	**6**	**4D**	**3D**	**AC**

See Pricing on the following page.

Xpress

B C _ C B P

Boat Conference Table – Panel Bases (Continued)

DIMENSIONS INCHES / MM

PRICING

		1 3/16" (M)				1 9/16" (X)			
		FOUNDATION LAMINATE		FLINTWOOD		FOUNDATION LAMINATE		FLINTWOOD	
		BASE INFILL FINISH							
D	W	Source Laminate	Flintwood	Source Laminate	Flintwood	Source Laminate	Flintwood	Source Laminate	Flintwood
42 / 1067	108 / 2743	2728	4284	6923	8479	3296	4852	7418	8974
42 / 1067	120 / 3048	2936	4492	7379	8935	3470	5026	7927	9483
42 / 1067	132 / 3353	3245	4801	7810	9366	3712	5268	8415	9971
42 / 1067	144 / 3658	3406	4962	8317	9873	3954	5510	8975	10531
48 / 1219	108 / 2743	2905	4461	7359	8915	3443	4999	7925	9481
48 / 1219	120 / 3048	3168	4724	7747	9303	3661	5217	8376	9932
48 / 1219	132 / 3353	3438	4994	8348	9904	3927	5483	9036	10592
48 / 1219	144 / 3658	3676	5232	8739	10295	4268	5824	9485	11041
48 / 1219	156 / 3962	4221	6555	10100	12434	4592	6926	10914	13248
48 / 1219	168 / 4267	4408	6742	10608	12942	4848	7182	11484	13818
54 / 1372	120 / 3048	3370	5124	8412	10166	3824	5578	9114	10868
54 / 1372	132 / 3353	3633	5387	8890	10644	4219	5973	9662	11416
54 / 1372	144 / 3658	3869	5623	9307	11061	4521	6275	10150	11904
54 / 1372	156 / 3962	4590	7225	10884	13519	5279	7914	11800	14435
54 / 1372	168 / 4267	4756	7391	11302	13937	5494	8129	12287	14922
54 / 1372	180 / 4572	5075	7710	12575	15210	5956	8591	13630	16265
54 / 1372	192 / 4877	5336	7971	12990	15625	6179	8814	14115	16750
60 / 1524	144 / 3658	4512	6266	n/a	n/a	n/a	n/a	n/a	n/a
60 / 1524	156 / 3962	4917	7552	n/a	n/a	n/a	n/a	n/a	n/a
60 / 1524	168 / 4267	5233	7868	n/a	n/a	n/a	n/a	n/a	n/a
60 / 1524	180 / 4572	5430	8065	n/a	n/a	n/a	n/a	n/a	n/a
60 / 1524	192 / 4877	5615	8250	n/a	n/a	n/a	n/a	n/a	n/a
60 / 1524	204 / 5182	5861	8496	n/a	n/a	n/a	n/a	n/a	n/a
60 / 1524	216 / 5486	6086	8721	n/a	n/a	n/a	n/a	n/a	n/a

Xpress

B C _ C B K

Boat Conference Table – Cubic Bases

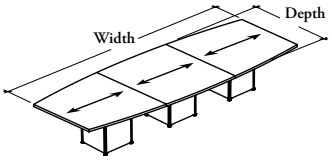

This table is available in a range of sizes to accommodate diverse numbers of participants and meeting spaces.

WHAT'S INCLUDED
Worksurface pieces, cubic bases with levelers, linking plates, power module cut-outs (as specified), wire management kit and mounting hardware.

WHAT'S EXCLUDED
Power Modules.

NOTES
For the number of worksurface pieces, supports and module cut-outs included, refer to the Meeting Table Configurations and Supports in the Application Guide.

The 1 9/16" (X) thickness is **not** available in all Foundation Laminate and Edge Trim colors. Refer to the finish page of the Application Guide for details.

Not all finishes are available as Xpress, Please see Xpress catalogue and/or specification software for details.

PRODUCT OPTIONS

Worksurface Thickness	Depth	Width	Power Module Cut-Out
M 1 3/16"	48, 54, 60	120, 132, 144, 156, 168, 180, 192, 204, 216	**NN** No Cut-Out (Shown)
X 1 9/16"			**LS** Linear Power Module – Standard 18"
			LX Linear Power Module – Extended 28"
			PQ Power Pill – Quad

SAMPLE ORDER CODE

BC**M**CBK	**48**	**132**	**NN**

PRODUCT OPTIONS CONTINUED

Worksurface Finish	Edge Trim Style	Edge Trim Finish	Base Infill Finish	Support Finish
Foundation Laminate	**6** Straight Trim (3mm)	Edge Trim Colors (for trim style 6)	Source Laminate	**AC** Clear Anodized
Flintwood (No Cathedral)	**9** Flintwood Flat Trim		Flintwood (No Cathedral)	Foundation
				Accent
				Mica

SAMPLE ORDER CODE CONTINUED

2E	**6**	**4E**	**3E**	**7**

See Pricing on the following page.

Xpress

B C _ C B K

Boat Conference Table – Cubic Bases (Continued)

DIMENSIONS INCHES / MM

PRICING

		1 3/16" (M)				1 9/16" (X)			
		FOUNDATION LAMINATE		FLINTWOOD		FOUNDATION LAMINATE		FLINTWOOD	
		BASE INFILL FINISH							
D	W	Source Laminate	Flintwood	Source Laminate	Flintwood	Source Laminate	Flintwood	Source Laminate	Flintwood
48 / 1219	120 / 3048	3709	6811	8372	11474	4202	7304	8999	12101
48 / 1219	132 / 3353	4387	7489	8904	12006	4839	7941	9592	12694
48 / 1219	144 / 3658	5052	8154	9293	12395	5646	8748	10042	13144
48 / 1219	156 / 3962	5298	8400	9687	12789	5938	9040	10497	13599
48 / 1219	168 / 4267	5534	8636	10194	13296	6223	9325	11070	14172
54 / 1372	120 / 3048	3989	7093	8982	12086	4440	7544	9682	12786
54 / 1372	132 / 3353	4604	7708	9400	12504	5170	8274	10170	13274
54 / 1372	144 / 3658	5233	8337	9813	12917	5922	9026	10657	13761
54 / 1372	156 / 3962	5538	8642	10347	13451	6277	9381	11262	14366
54 / 1372	168 / 4267	5799	8903	10763	13867	6707	9811	11749	14853
54 / 1372	180 / 4572	6277	10937	13309	17969	7170	11830	14367	19027
54 / 1372	192 / 4877	6504	11164	13726	18386	7379	12039	14852	19512
60 / 1524	144 / 3658	5446	8556	n/a	n/a	n/a	n/a	n/a	n/a
60 / 1524	156 / 3962	5744	8854	n/a	n/a	n/a	n/a	n/a	n/a
60 / 1524	168 / 4267	6360	9470	n/a	n/a	n/a	n/a	n/a	n/a
60 / 1524	180 / 4572	6548	11214	n/a	n/a	n/a	n/a	n/a	n/a
60 / 1524	192 / 4877	6735	11401	n/a	n/a	n/a	n/a	n/a	n/a
60 / 1524	204 / 5182	7076	11742	n/a	n/a	n/a	n/a	n/a	n/a
60 / 1524	216 / 5486	7322	11988	n/a	n/a	n/a	n/a	n/a	n/a

Xpress

B C _ C V P

Video Conference Table – Panel Bases

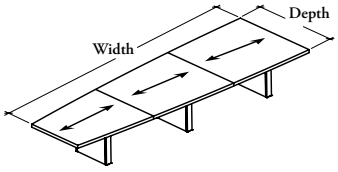

This table is available in a range of sizes to accommodate diverse numbers of participants and meeting spaces.

WHAT'S INCLUDED
Worksurface pieces, panel bases with levelers, linking plates, reinforcing bars, power module cut-outs (as specified), wire management kit and mounting hardware.

WHAT'S EXCLUDED
Power Modules.

NOTES
For the number of worksurface pieces, supports and module cut-outs included, refer to the Meeting Table Configurations and Supports in the Application Guide.

Not all finishes are available as Xpress, Please see Xpress catalogue and/or specification software for details.

PRODUCT OPTIONS

Worksurface Thickness	Depth	Width	Power Module Cut-Out
M 1 3/16"	60	096, 120, 144, 168, 192, 216	**NN** No Cut-Out (Shown) **LS** Linear Power Module – Standard 18" **LX** Linear Power Module – Extended 28" **PQ** Power Pill – Quad

SAMPLE ORDER CODE

BC**M**CVP	**60**	**192**	**PQ**

PRODUCT OPTIONS CONTINUED

Worksurface Finish	Edge Trim Style	Edge Trim Finish	Base Infill Finish	Support Finish
Foundation Laminate	**6** Straight Trim (3mm)	Edge Trim Colors	Source Laminate	**AC** Clear Anodized Foundation Accent Mica

SAMPLE ORDER CODE CONTINUED

LW	**6**	**ST**	**XS**	**E**

See Pricing on the following page.

Xpress

B C _ C V P
Video Conference Table – Panel Bases (Continued)

DIMENSIONS INCHES / MM		PRICING
		1 3/16" (M)
		FOUNDATION LAMINATE
		BASE INFILL FINISH
D	W	Source Laminate
60 / 1524	96 / 2438	3465
60 / 1524	120 / 3048	3954
60 / 1524	144 / 3658	4512
60 / 1524	168 / 4267	5233
60 / 1524	192 / 4877	5615
60 / 1524	216 / 5486	6086

Xpress

B C _ M H R B

Height-Adjustable Meeting Table – Bevel Bases

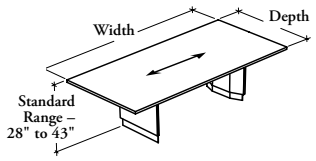

This table is available in a range of sizes to accommodate diverse numbers of participants and meeting spaces.

WHAT'S INCLUDED
1 worksurface piece, 2 height-adjustable bevel bases with levelers, 2 switches for height-adjustable mechanism (as specified), reinforcing bars, power module cut-out (as specified), wire management kit and mounting hardware.

WHAT'S EXCLUDED
Power Modules.

NOTES
When Worksurface Thickness (V) option is specified, only Edge Trim Style (F) option is available.

When Worksurface Thickness (M or X) option is specified, the Edge Trim Styles (6 or 9) options are available.

The 1 9/16" (X) thickness is **not** available in all Foundation Laminate and Edge Trim colors. Refer to the finish page of the Application Guide for details.

Not all finishes are available as Xpress, Please see Xpress catalogue and/or specification software for details.

PRODUCT OPTIONS

Worksurface Thickness	Range	Depth	Width	Corner Detail	Power Module Cut-Out
M 1 3/16"	**S** Standard Range – 28" to 43"	42, 48	72, 78, 84, 90, 96	**R** Radius	**NN** No Cut-Out (Shown)
X 1 9/16"				**S** Straight (Shown)	**LC** Linear Power Module – Compact 8"
V 1 3/16" Knife Edge					**LS** Linear Power Module – Standard 18"
					PQ Power Pill – Quad

SAMPLE ORDER CODE

BC**M**MHRB	S	48	90	S	NN

PRODUCT OPTIONS CONTINUED

Switch	Worksurface Finish	Edge Trim Style	Edge Trim Finish	End Panel Finish	Base Finish
D Display with Up/Down Memory	Foundation Laminate	**6** Straight Trim (3mm)	Edge Trim Colors (for trim style 6 or F)	Source Laminate	Foundation
F Toggle with Up/Down – Platimum	Flintwood (No Cathedral)	**9** Flintwood Flat Trim		Flintwood (No Cathedral)	Mica
G Toggle with Up/Down – Crisp Grey		**F** Full Knife Trim			Coordinate Colors
H Toggle with Up/Down – Anthracite					
M Display Toggle with Memory – Platimum					
N Display Toggle with Memory – Crisp Grey					
O Display Toggle with Memory – Anthracite					

SAMPLE ORDER CODE CONTINUED

O	LW	6	ST	XS	74

See Pricing on the following page.

Xpress

B C _ M H R B

Height-Adjustable Meeting Table – Bevel Bases (Continued)

DIMENSIONS – INCHES
FOR MM X BY 25.4

PRICING

		1 3/16" (M)				1 3/16" KNIFE EDGE (V)		1 9/16" (X)			
		STRAIGHT (S)									
		FOUNDATION LAMINATE		FLINTWOOD		FOUNDATION LAMINATE		FOUNDATION LAMINATE		FLINTWOOD	
		END PANEL FINISH									
D	W	Source Laminate	Flintwood	Source Laminate	Flintwood	Source Laminate	Flintwood	Source Laminate	Flintwood	Source Laminate	Flintwood
42	72	4999	6131	8192	9324	5205	6337	5313	6511	8118	9316
42	78	5046	6178	8283	9415	5262	6394	5376	6574	8150	9348
42	84	5095	6227	8388	9520	5322	6454	5438	6636	8245	9443
42	90	5163	6295	8580	9712	5401	6533	5518	6716	8438	9636
42	96	5231	6363	8835	9967	5480	6612	5604	6802	8701	9899
48	78	5105	6237	8592	9724	5332	6464	5453	6651	8524	9722
48	84	5170	6302	8713	9845	5407	6539	5537	6735	8638	9836
48	90	5252	6384	8922	10054	5501	6633	5640	6838	8851	10049
48	96	5342	6474	9198	10330	5601	6733	5747	6945	9141	10339
		RADIUS (R)									
		FOUNDATION LAMINATE		FLINTWOOD		FOUNDATION LAMINATE		FOUNDATION LAMINATE		FLINTWOOD	
		END PANEL INFILL FINISH									
		Source Laminate	Flintwood	Source Laminate	Flintwood	Source Laminate	Flintwood	Source Laminate	Flintwood	Source Laminate	Flintwood
42	72	4999	6131	7739	8871	n/a	n/a	5313	6511	8570	9768
42	78	5046	6178	7805	8937	n/a	n/a	5376	6574	8626	9824
42	84	5095	6227	7888	9020	n/a	n/a	5438	6636	8745	9943
42	90	5163	6295	8056	9188	n/a	n/a	5518	6716	8959	10157
42	96	5231	6363	8287	9419	n/a	n/a	5604	6802	9250	10448
48	78	5105	6237	8092	9224	n/a	n/a	5453	6651	9025	10223
48	84	5170	6302	8190	9322	n/a	n/a	5537	6735	9161	10359
48	90	5252	6384	8375	9507	n/a	n/a	5640	6838	9401	10599
48	96	5342	6474	8626	9758	n/a	n/a	5747	6945	9715	10913

If Switch Style (D, M, N or O) is specified, add 279.

Xpress

B C _ M R P

Rectangular Meeting Table – Panel Bases

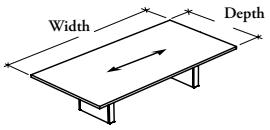

This aesthetically refined table is available in a range of sizes to accommodate diverse numbers of participants and meeting spaces.

WHAT'S INCLUDED
1 worksurface piece, 2 panel bases with levelers, power module cut-out (as specified), dual wire management clips and mounting hardware.

WHAT'S EXCLUDED
Power Modules.

NOTES
When Worksurface Thickness (V) option is specified, only Edge Trim Style (F) option is available.

When Worksurface Thickness (M or X) option is specified, the Edge Trim Styles (6 or 9) options are available.

The 1 9/16" (X) thickness is **not** available in all Foundation Laminate and Edge Trim colors. Refer to the finish page of the Application Guide for details.

Not all finishes are available as Xpress, Please see Xpress catalogue and/or specification software for details.

PRODUCT OPTIONS

Worksurface Thickness	Depth	Width	Corner Detail	Power Module Cut-Out
M 1 3/16"	42, 48	72, 78, 84, 90, 96	**R** Radius	**NN** No Cut-Out (Shown)
X 1 9/16"			**S** Straight (Shown)	**LC** Linear Power Module – Compact 8"
V 1 3/16" Knife Edge				**LS** Linear Power Module – Standard 18"
				PQ Power Pill – Quad

SAMPLE ORDER CODE

BCMMRP	42	72	R	NN

PRODUCT OPTIONS CONTINUED

Worksurface Finish	Edge Trim Style	Edge Trim Finish	Base Infill Finish	Support Finish
Foundation Laminate	**6** Straight Trim (3mm)	Edge Trim Colors (for trim style 6 or F)	Source Laminate	**AC** Clear Anodized
Flintwood (No Cathedral)	**9** Flintwood Flat Trim		Flintwood (No Cathedral)	Foundation
	F Full Knife Trim			Accent
				Mica

SAMPLE ORDER CODE CONTINUED

2D	6	4D	3D	AC

See Pricing on the following page.

Xpress

B C _ M R P

Rectangular Meeting Table – Panel Bases (Continued)

DIMENSIONS – INCHES
FOR MM X BY 25.4

PRICING

		1 3/16" (M)				1 3/16" KNIFE EDGE (V)		1 9/16" (X)			
		STRAIGHT (S)									
		FOUNDATION LAMINATE		FLINTWOOD		FOUNDATION LAMINATE		FOUNDATION LAMINATE		FLINTWOOD	
		END PANEL FINISH									
D	W	Source Laminate	Flintwood	Source Laminate	Flintwood	Source Laminate	Flintwood	Source Laminate	Flintwood	Source Laminate	Flintwood
42	72	1789	3345	4526	6082	1994	3550	2050	3606	4856	6412
42	78	1925	3481	4684	6240	2141	3697	2265	3821	5042	6598
42	84	2050	3606	4842	6398	2277	3833	2420	3976	5228	6784
42	90	2106	3662	4999	6555	2344	3900	2497	4053	5413	6969
42	96	2162	3718	5218	6774	2411	3967	2558	4114	5654	7210
48	96	2209	3765	5492	7048	2468	4024	2600	4156	5994	7550
		RADIUS (R)									
		FOUNDATION LAMINATE		FLINTWOOD		FOUNDATION LAMINATE		FOUNDATION LAMINATE		FLINTWOOD	
		END PANEL INFILL FINISH									
		Source Laminate	Flintwood	Source Laminate	Flintwood	Source Laminate	Flintwood	Source Laminate	Flintwood	Source Laminate	Flintwood
42	72	1789	3345	4981	6537	n/a	n/a	2050	3606	5305	6861
42	78	1925	3481	5163	6719	n/a	n/a	2265	3821	5515	7071
42	84	2050	3606	5344	6900	n/a	n/a	2420	3976	5727	7283
42	90	2106	3662	5522	7078	n/a	n/a	2497	4053	5935	7491
42	96	2162	3718	5766	7322	n/a	n/a	2558	4114	6203	7759
48	96	2209	3765	6065	7621	n/a	n/a	2600	4156	6566	8122

Xpress

B C _ M R L B

Rectangular Meeting Table – Blade Legs

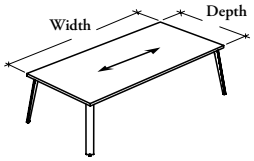

This aesthetically refined table is available in a range of sizes to accommodate diverse numbers of participants and meeting spaces.

WHAT'S INCLUDED
1 worksurface piece, 4 blade legs with levelers, reinforcing bars, power module cut-out (as specified), dual wire management clips and mounting hardware.

WHAT'S EXCLUDED
Power Modules.

NOTES
When Worksurface Thickness (V) option is specified, only Edge Trim Style (F) option is available.

When Worksurface Thickness (D, M or X) option is specified, the Edge Trim Styles (6 or 9) options are available.

The 1 9/16" (X) thickness is **not** available in all Foundation Laminate and Edge Trim colors. Refer to the finish page of the Application Guide for details.

Not all finishes are available as Xpress, Please see Xpress catalogue and/or specification software for details.

PRODUCT OPTIONS

Worksurface Thickness	Depth	Width	Corner Detail	Power Module Cut-Out
D 1"	36, 42, 48	72, 78, 84, 90, 96	**R** Radius	**NN** No Cut-Out (Shown)
M 1 3/16"			**S** Straight (Shown)	**LC** Linear Power Module – Compact 8"
X 1 9/16"				**LS** Linear Power Module – Standard 18"
V 1 3/16" Knife Edge				**PQ** Power Pill – Quad

SAMPLE ORDER CODE

BCMMRLB	48	96	R	LC

PRODUCT OPTIONS CONTINUED

Worksurface Finish	Edge Trim Style	Edge Trim Finish	Leg Back Finish	Leg Front Finish
Source Laminate	**6** Straight Trim (3mm)	Edge Trim Colors (for trim style 6 or F)	Foundation	Foundation
Foundation Laminate	**9** Flintwood Flat Trim		Accent	Accent
Flintwood (No Cathedral)	**F** Full Knife Trim		Mica	Mica

SAMPLE ORDER CODE CONTINUED

LW	6	ST	52	52

See Pricing on the following page.

Xpress

B C _ M R L B

Rectangular Meeting Table – Blade Legs (Continued)

DIMENSIONS – INCHES
FOR MM X BY 25.4

PRICING

		1" (D)	1 3/16" (M)		1 3/16" KNIFE EDGE (V)	1 9/16" (X)	
		STRAIGHT (S)					
D	W	Source Laminate	Foundation Laminate	Flintwood	Foundation Laminate	Foundation Laminate	Flintwood
36	72	1872	2182	4131	2376	2466	4480
36	78	1933	2271	4290	2476	2540	4630
36	84	1995	2362	4499	2578	2713	4925
36	90	2055	2453	4661	2680	2776	5060
36	96	2116	2544	4868	2781	2839	5244
42	72	2129	2272	5012	2477	2503	5307
42	78	2169	2319	5077	2534	2567	5341
42	84	2324	2478	5271	2706	2740	5546
42	90	2368	2529	5423	2767	2803	5718
42	96	2412	2576	5633	2825	2866	5963
48	78	2352	2489	5478	2715	2754	5825
48	84	2398	2552	5574	2790	2835	5938
48	90	2443	2616	5738	2864	2919	6133
48	96	2489	2680	5963	2939	3001	6396
		RADIUS (R)					
		Source Laminate	Foundation Laminate	Flintwood	Foundation Laminate	Foundation Laminate	Flintwood
36	72	1872	2182	4562	n/a	2466	4910
36	78	1933	2271	4746	n/a	2540	5081
36	84	1995	2362	4977	n/a	2713	5403
36	90	2055	2453	5163	n/a	2776	5559
36	96	2116	2544	5396	n/a	2839	5770
42	72	2129	2272	5463	n/a	2503	5760
42	78	2169	2319	5554	n/a	2567	5815
42	84	2324	2478	5771	n/a	2740	6046
42	90	2368	2529	5947	n/a	2803	6242
42	96	2412	2576	6182	n/a	2866	6511
48	78	2352	2489	5978	n/a	2754	6324
48	84	2398	2552	6096	n/a	2835	6463
48	90	2443	2616	6285	n/a	2919	6681
48	96	2489	2680	6535	n/a	3001	6967

Xpress

B C _ M R T B

Rectangular Meeting Table – Blade T-Legs

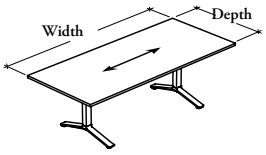

This table is available in many sizes to accommodate diverse numbers of participants and meeting spaces.

WHAT'S INCLUDED
1 worksurface piece, 2 blade t-legs with levelers, and mounting hardware.

WHAT'S EXCLUDED
Power Modules.

NOTES
When Worksurface Thickness (V) option is specified, only Edge Trim Style (F) option is available.

When Worksurface Thickness (D, M or X) option is specified, the Edge Trim Styles (6 or 9) options are available.

The 1 9/16" (X) thickness is **not** available in all Foundation Laminate and Edge Trim colors. Refer to the finish page of the Application Guide for details.

Not all finishes are available as Xpress, Please see Xpress catalogue and/or specification software for details.

PRODUCT OPTIONS

Worksurface Thickness	Depth	Width	Corner Detail	Power Module Cut-Out
D 1"	36, 42	72, 78, 84, 90, 96	**R** Radius	**NN** No Cut-Out (Shown)
M 1 3/16"			**S** Straight (Shown)	**LC** Linear Power Module – Compact 8"
X 1 9/16"				**LS** Linear Power Module – Standard 18"
V 1 3/16" Knife Edge				**PQ** Power Pill – Quad

SAMPLE ORDER CODE

BC**M**MRTB	**36**	**84**	**S**	**LS**

PRODUCT OPTIONS CONTINUED

Worksurface Finish	Edge Trim Style	Edge Trim Finish	Support Finish
Source Laminate	**6** Straight Trim (3mm)	Edge Trim Colors (for trim style 6 or F)	Foundation
Foundation Laminate	**9** Flintwood Flat Trim		Accent
Flintwood (No Cathedral)	**F** Full Knife Trim		Mica

SAMPLE ORDER CODE CONTINUED

VZ	**9**		**60**

See Pricing on the following page.

Xpress

B C _ M R T B

Rectangular Meeting Table – Blade T-Legs (Continued)

DIMENSIONS – INCHES
FOR MM X BY 25.4

PRICING

		1" (D)	1 3/16" (M)		1 3/16" KNIFE EDGE (V)	1 9/16" (X)	
STRAIGHT (S)							
D	W	Source Laminate	Foundation Laminate	Flintwood	Foundation Laminate	Foundation Laminate	Flintwood
36	72	1661	2083	4033	2278	2316	4330
36	78	1675	2133	4152	2338	2387	4478
36	84	1691	2186	4323	2402	2458	4670
36	90	1707	2235	4443	2462	2531	4815
36	96	1726	2291	4616	2528	2600	5004
42	72	1714	2208	4946	2413	2492	5297
42	78	1751	2288	5046	2503	2593	5365
42	84	1780	2354	5147	2580	2687	5492
42	90	1800	2421	5318	2659	2778	5695
42	96	1826	2484	5540	2732	2860	5959
RADIUS (R)							
		Source Laminate	Foundation Laminate	Flintwood	Foundation Laminate	Foundation Laminate	Flintwood
36	72	1661	2083	4464	n/a	2316	4760
36	78	1675	2133	4607	n/a	2387	4930
36	84	1691	2186	4801	n/a	2458	5147
36	90	1707	2235	4944	n/a	2531	5314
36	96	1726	2291	5143	n/a	2600	5531
42	72	1714	2208	5398	n/a	2492	5748
42	78	1751	2288	5521	n/a	2593	5840
42	84	1780	2354	5646	n/a	2687	5992
42	90	1800	2421	5840	n/a	2778	6215
42	96	1826	2484	6088	n/a	2860	6505

Xpress

B C _ T R T B

Rectangular Team Table – Blade T-Legs

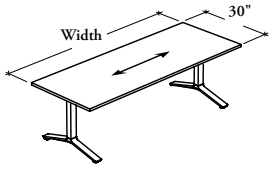

This table is available in many sizes to accommodate diverse numbers of participants and meeting spaces.

WHAT'S INCLUDED
1 worksurface piece, 2 blade t-legs with levelers, and mounting hardware.

WHAT'S EXCLUDED
Power Modules.

NOTES
When Worksurface Thickness (V) option is specified, only Edge Trim Style (F) option is available.

When Worksurface Thickness (D, M or X) option is specified, the Edge Trim Styles (6 or 9) options are available.

The 1 9/16" (X) thickness is **not** available in all Foundation Laminate and Edge Trim colors. Refer to the finish page of the Application Guide for details.

Not all finishes are available as Xpress, Please see Xpress catalogue and/or specification software for details.

PRODUCT OPTIONS

Worksurface Thickness	Depth	Width	Corner Detail	Power Module Cut-Out
D 1"	30	60, 66, 72, 78, 84, 90, 96	**R** Radius	**NN** No Cut-Out (Shown)
M 1 3/16"			**S** Straight (Shown)	**PQ** Power Pill – Quad
X 1 9/16"				
V 1 3/16" Knife Edge				

SAMPLE ORDER CODE

BC**D**TRTB	**30**	**84**	**S**	**PQ**

PRODUCT OPTIONS CONTINUED

Worksurface Finish	Edge Trim Style	Edge Trim Finish	Support Finish
Source Laminate	**6** Straight Trim (3mm)	Edge Trim Colors (for trim style 6 or F)	Foundation
Foundation Laminate	**9** Flintwood Flat Trim		Accent
Flintwood (No Cathedral)	**F** Full Knife Trim		Mica

SAMPLE ORDER CODE CONTINUED

XG	**6**	**SS**	**26**

See Pricing on the following page.

Xpress

BC_TRTB

Rectangular Team Table – Blade T-Legs (Continued)

DIMENSIONS – INCHES
FOR MM X BY 25.4

PRICING

		1" (D)	1 3/16" (M)		1 3/16" KNIFE EDGE (V)	1 9/16" (X)	
STRAIGHT (S)							
D	W	Source Laminate	Foundation Laminate	Flintwood	Foundation Laminate	Foundation Laminate	Flintwood
30	60	1683	1763	3321	1924	1905	3516
30	66	1721	1808	3467	1980	1965	3677
30	72	1761	1854	3578	2038	2022	3801
30	78	1796	1901	3720	2096	2082	3959
30	84	1834	1945	3836	2151	2141	4089
30	90	1872	1990	3943	2206	2200	4213
30	96	1910	2037	4057	2264	2260	4342
RADIUS (R)							
		Source Laminate	Foundation Laminate	Flintwood	Foundation Laminate	Foundation Laminate	Flintwood
30	60	1683	1763	3674	n/a	1905	3871
30	66	1721	1808	3841	n/a	1965	4051
30	72	1761	1854	4010	n/a	2022	4233
30	78	1796	1901	4176	n/a	2082	4415
30	84	1834	1945	4316	n/a	2141	4568
30	90	1872	1990	4448	n/a	2200	4714
30	96	1910	2037	4586	n/a	2260	4868

Xpress

B C _ M W A
Workshop Meeting Table

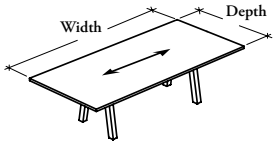

This aesthetically refined table is available in a range of sizes to accommodate diverse numbers of participants and meeting spaces.

WHAT'S INCLUDED
1 worksurface piece, 2 per workshop legs with levelers, power module cut-out (as specified), dual wire management clips and mounting hardware.

WHAT'S EXCLUDED
Power Modules.

NOTES
When Worksurface Thickness (V) option is specified, only Edge Trim Style (F) option is available.

When Worksurface Thickness (D, M or X) option is specified, the Edge Trim Styles (6 or 9) options are available.

The 1 9/16" (X) thickness is **not** available in all Foundation Laminate and Edge Trim colors. Refer to the finish page of the Application Guide for details.

Not all finishes are available as Xpress, Please see Xpress catalogue and/or specification software for details.

PRODUCT OPTIONS

Worksurface Thickness	Depth	Width	Corner Detail	Power Module Cut-Out
D 1"	42, 48	72, 78, 84, 90, 96	**R** Radius	**NN** No Cut-Out (Shown)
M 1 3/16"			**S** Straight (Shown)	**LC** Linear Power Module – Compact 8"
X 1 9/16"				**LS** Linear Power Module – Standard 18"
V 1 3/16" Knife Edge				**PQ** Power Pill – Quad

SAMPLE ORDER CODE

BC**M**MWA	48	90	S	LS

PRODUCT OPTIONS CONTINUED

Worksurface Finish	Edge Trim Style	Edge Trim Finish	Support Finish
Source Laminate	**6** Straight Trim (3mm)	Edge Trim Colors (for trim style 6 or F)	Foundation
Foundation Laminate	**9** Flintwood Flat Trim		Accent
Flintwood (No Cathedral)	**F** Full Knife Trim		Mica

SAMPLE ORDER CODE CONTINUED

LW	6	ST	52

See Pricing on the following page.

Xpress

B C _ M W A
Workshop Meeting Table (Continued)

DIMENSIONS – INCHES
FOR MM X BY 25.4

PRICING

		1" (D)	1 3/16" (M)		1 3/16" KNIFE EDGE (V)	1 9/16" (X)	
		STRAIGHT (S)					
D	W	Source Laminate	Foundation Laminate	Flintwood	Foundation Laminate	Foundation Laminate	Flintwood
42	72	2185	2328	5068	2532	2559	5364
42	78	2226	2375	5133	2592	2623	5396
42	84	2381	2537	5327	2763	2796	5602
42	90	2422	2582	5479	2820	2858	5774
42	96	2468	2632	5688	2881	2921	6018
48	78	2410	2545	5533	2772	2810	5881
48	84	2453	2608	5631	2846	2890	5995
48	90	2499	2671	5795	2919	2975	6188
48	96	2545	2735	6018	2994	3057	6452
		RADIUS (R)					
		Source Laminate	Foundation Laminate	Flintwood	Foundation Laminate	Foundation Laminate	Flintwood
42	72	2185	2328	5518	n/a	2559	5815
42	78	2226	2375	5610	n/a	2623	5871
42	84	2381	2537	5827	n/a	2796	6101
42	90	2422	2582	6002	n/a	2858	6297
42	96	2468	2632	6238	n/a	2921	6567
48	78	2410	2545	6032	n/a	2810	6379
48	84	2453	2608	6153	n/a	2890	6519
48	90	2499	2671	6341	n/a	2975	6736
48	96	2545	2735	6592	n/a	3057	7025

Xpress

B C _ M B P
Boat Meeting Table – Panel Bases

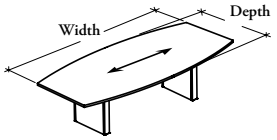

This aesthetically refined table is available in a range of sizes to accommodate diverse numbers of participants and meeting spaces.

WHAT'S INCLUDED
1 worksurface piece, 2 panel bases with levelers, power module cut-out (as specified), dual wire management clips and mounting hardware.

WHAT'S EXCLUDED
Power Modules.

NOTES
The 1 9/16" (X) thickness is **not** available in all Foundation Laminate and Edge Trim colors. Refer to the finish page of the Application Guide for details.

Not all finishes are available as Xpress, Please see Xpress catalogue and/or specification software for details.

PRODUCT OPTIONS

Worksurface Thickness	Depth	Width	Power Module Cut-Out
M 1 3/16"	42, 48	72, 78, 84, 90, 96	**NN** No Cut-Out (Shown)
X 1 9/16"			**LC** Linear Power Module – Compact 8"
			LS Linear Power Module – Standard 18"
			PQ Power Pill – Quad

SAMPLE ORDER CODE

BC**M**MBP	**42**	**72**	**LS**

PRODUCT OPTIONS CONTINUED

Worksurface Finish	Edge Trim Style	Edge Trim Finish	Base Infill Finish	Support Finish
Foundation Laminate	**6** Straight Trim (3mm)	Edge Trim Colors (for trim style 6)	Source Laminate	**AC** Clear Anodized
Flintwood (No Cathedral)	**9** Flintwood Flat Trim		Flintwood (No Cathedral)	Foundation
				Accent
				Mica

SAMPLE ORDER CODE CONTINUED

LW	**6**	**ST**	**XS**	**AC**

See Pricing on the following page.

Xpress

B C _ M B P

Boat Meeting Table – Panel Bases (Continued)

DIMENSIONS INCHES / MM

PRICING

		1 3/16" (M)				1 9/16" (X)			
		FOUNDATION LAMINATE		FLINTWOOD		FOUNDATION LAMINATE		FLINTWOOD	
		BASE INFILL FINISH							
D	W	Source Laminate	Flintwood	Source Laminate	Flintwood	Source Laminate	Flintwood	Source Laminate	Flintwood
42 / 1067	72 / 1829	1789	3345	4981	6537	2050	3606	5305	6861
42 / 1067	78 / 1981	1925	3481	5163	6719	2265	3821	5515	7071
42 / 1067	84 / 2134	2050	3606	5344	6900	2420	3976	5727	7283
42 / 1067	90 / 2286	2106	3662	5522	7078	2497	4053	5935	7491
42 / 1067	96 / 2438	2162	3718	5766	7322	2558	4114	6203	7759
48 / 1219	96 / 2438	2209	3765	6065	7621	2600	4156	6566	8122

Xpress

B C _ M B T B
Boat Meeting Table – Blade T-Legs

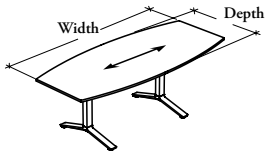

This aesthetically refined table is available in a range of sizes to accommodate diverse numbers of participants and meeting spaces.

WHAT'S INCLUDED
1 worksurface piece, 2 blade t-legs with levelers, and mounting hardware.

WHAT'S EXCLUDED
Power Modules.

NOTES
The 1 9/16" (X) thickness is **not** available in all Foundation Laminate and Edge Trim colors. Refer to the finish page of the Application Guide for details.

Not all finishes are available as Xpress, Please see Xpress catalogue and/or specification software for details.

PRODUCT OPTIONS

Worksurface Thickness	Depth	Width	Power Module Cut-Out
D 1"	36, 42	72, 78, 84, 90, 96	**NN** No Cut-Out (Shown)
M 1 3/16"			**LC** Linear Power Module – Compact 8"
X 1 9/16"			**LS** Linear Power Module – Standard 18"
			PQ Power Pill – Quad

SAMPLE ORDER CODE

BC**M**MBTB	**42**	**72**	**LS**

PRODUCT OPTIONS CONTINUED

Worksurface Finish	Edge Trim Style	Edge Trim Finish	Support Finish
Source Laminate	**6** Straight Trim (3mm)	Edge Trim Colors (for trim style 6)	Foundation
Foundation Laminate	**9** Flintwood Flat Trim		Accent
Flintwood (No Cathedral)			Mica

SAMPLE ORDER CODE CONTINUED

LW	**6**	**ST**	**60**

See Pricing on the following page.

Xpress

B C _ M B T B

Boat Meeting Table – Blade T-Legs (Continued)

DIMENSIONS INCHES / MM

PRICING

		1" (D)	1 3/16" (M)		1 9/16" (X)	
D	W	Source Laminate	Foundation Laminate	Flintwood	Foundation Laminate	Flintwood
36 / 914	72 / 1829	1661	2083	4464	2316	4760
36 / 914	78 / 1981	1675	2133	4607	2387	4930
36 / 914	84 / 2134	1691	2186	4801	2458	5147
36 / 914	90 / 2286	1707	2235	4944	2531	5314
36 / 914	96 / 2438	1726	2291	5143	2600	5531
42 / 1067	72 / 1829	1714	2208	5398	2492	5748
42 / 1067	78 / 1981	1751	2288	5521	2593	5840
42 / 1067	84 / 2134	1780	2354	5646	2687	5992
42 / 1067	90 / 2286	1800	2421	5840	2778	6215
42 / 1067	96 / 2438	1826	2484	6088	2860	6505

Xpress

B C _ M P L B

Diamond Meeting Table – Blade Legs

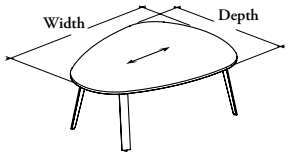

This meeting table is ideal for video conferencing application and is available in a range of sizes to accommodate diverse numbers of participants and meeting spaces.

WHAT'S INCLUDED
1 worksurface piece, 4 blade legs with levelers, reinforcing bars (72" to 90" w), power module cut-out (as specified), dual wire management clips and mounting hardware.

WHAT'S EXCLUDED
Power Modules.

NOTES
Power Module Cut-Out (LS) option is **not** available, when 60" or 66" width is specified.

The 1 9/16" (X) thickness is **not** available in all Foundation Laminate and Edge Trim colors. Refer to the finish page of the Application Guide for details.

Not all finishes are available as Xpress, Please see Xpress catalogue and/or specification software for details.

PRODUCT OPTIONS

Worksurface Thickness	Depth	Width	Power Module Cut-Out
M 1 3/16"	48, 54, 60	60, 66, 72, 78, 84, 90	**NN** No Cut-Out (Shown)
X 1 9/16"			**LC** Linear Power Module – Compact 8"
			LS Linear Power Module – Standard 18"
			PQ Power Pill – Quad

SAMPLE ORDER CODE

BC**M**MPLB	**48**	**72**	**NN**

PRODUCT OPTIONS CONTINUED

Worksurface Finish	Edge Trim Style	Edge Trim Finish	Leg Back Finish	Leg Front Finish
Foundation Laminate	**6** Straight Trim (3mm)	Edge Trim Colors (for trim style 6)	Foundation	Foundation
Flintwood (No Cathedral)	**9** Flintwood Flat Trim		Accent	Accent
			Mica	Mica

SAMPLE ORDER CODE CONTINUED

2D	**6**	**4D**	**68**	**83**

See Pricing on the following page.

Xpress

B C _ M P L B

Diamond Meeting Table – Blade Legs (Continued)

DIMENSIONS INCHES / MM		PRICING			
		1 3/16" (M)		1 9/16" (X)	
D	W	Foundation Laminate	Flintwood	Foundation Laminate	Flintwood
48 / 1219	60 / 1524	2165	3552	2388	3678
48 / 1219	66 / 1676	2276	3729	2517	3869
48 / 1219	72 / 1829	2387	3906	2647	4058
48 / 1219	78 / 1981	2489	4076	2754	4240
48 / 1219	84 / 2134	2552	4230	2835	4406
48 / 1219	90 / 2286	2616	4387	2919	4577
54 / 1372	60 / 1524	2246	3698	2489	3842
54 / 1372	66 / 1676	2364	3903	2626	4060
54 / 1372	72 / 1829	2482	4092	2764	4264
54 / 1372	78 / 1981	2590	4317	2892	4503
54 / 1372	84 / 2134	2684	4482	3008	4682
54 / 1372	90 / 2286	2782	4666	3125	4881
60 / 1524	60 / 1524	2322	n/a	2580	n/a
60 / 1524	66 / 1676	2446	n/a	2725	n/a
60 / 1524	72 / 1829	2571	n/a	2871	n/a
60 / 1524	78 / 1981	2686	n/a	3009	n/a
60 / 1524	84 / 2134	2787	n/a	3130	n/a
60 / 1524	90 / 2286	2891	n/a	3257	n/a

Xpress

B C _ M O K
Round Meeting Table – Cubic Base

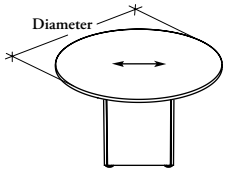

This table is available in many sizes to accommodate diverse numbers of participants and meeting spaces.

WHAT'S INCLUDED
1 worksurface piece, 1 cubic base with levelers, power module cut-out (as specified), and mounting hardware.

WHAT'S EXCLUDED
Power Modules.

NOTES
This table does **not** accept table accessories.

The 1 9/16" (X) thickness is **not** available in all Foundation Laminate and Edge Trim colors. Refer to the finish page of the Application Guide for details.

Not all finishes are available as Xpress, Please see Xpress catalogue and/or specification software for details.

PRODUCT OPTIONS

Worksurface Thickness	Diameter	Power Module Cut-Out	Worksurface Finish
D 1"	48, 54, 60	**NN** No Cut-Out (Shown)	Source Laminate
M 1 3/16"		**LC** Linear Power Module – Compact 8"	Foundation Laminate
X 1 9/16"		**PD** Power Pill – Dual	Flintwood (No Cathedral)
		PQ Power Pill – Quad	

SAMPLE ORDER CODE

BC**M**MOK	**54**	**PQ**	**VZ**

PRODUCT OPTIONS CONTINUED

Edge Trim Style	Edge Trim Finish	Base Infill Finish	Support Finish
6 Straight Trim (3mm)	Edge Trim Colors (for trim style 6)	Source Laminate	Foundation
9 Flintwood Flat Trim		Flintwood (No Cathedral)	Mica

SAMPLE ORDER CODE CONTINUED

9		**VZ**	**52**

See Pricing on the following page.

Xpress

B C _ M O K

Round Meeting Table – Cubic Base (Continued)

DIMENSIONS INCHES / MM

PRICING

	1" (D)	1 3/16" (M)			1 9/16" (X)			
	SOURCE LAMINATE	FOUNDATION LAMINATE		FLINTWOOD	FOUNDATION LAMINATE		FLINTWOOD	
	BASE INFILL FINISH							
Dia.	Source Laminate	Source Laminate	Flintwood	Source Laminate	Flintwood	Source Laminate	Flintwood	Source Laminate	Flintwood
48 / 1219	1099	1478	2978	3743	5243	1673	3173	3997	5497
54 / 1372	1275	1752	3306	4127	5681	2004	3558	4868	6422
60 / 1524	1451	2040	3792	n/a	n/a	2352	4104	n/a	n/a

Xpress

B C _ M O L B
Round Meeting Table – Blade Legs

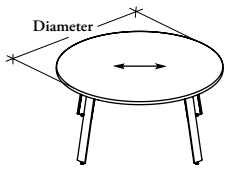

This table is available in many sizes to accommodate diverse numbers of participants and meeting spaces.

WHAT'S INCLUDED
1 worksurface piece, 4 blade leg with levelers, power module cut-out (as specified), 2 dual wire management clips and mounting hardware.

WHAT'S EXCLUDED
Power Modules.

NOTES
This table does **not** accept table accessories.

The 1 9/16" (X) thickness is **not** available in all Foundation Laminate and Edge Trim colors. Refer to the finish page of the Application Guide for details.

Not all finishes are available as Xpress, Please see Xpress catalogue and/or specification software for details.

PRODUCT OPTIONS

Worksurface Thickness	Diameter	Power Module Cut-Out	Worksurface Finish
D 1"	42, 48, 54, 60	**NN** No Cut-Out (Shown)	Source Laminate
M 1 3/16"		**LC** Linear Power Module – Compact 8"	Foundation Laminate
X 1 9/16"		**PD** Power Pill – Dual	Flintwood (No Cathedral)
		PQ Power Pill – Quad	

SAMPLE ORDER CODE

BC**M**MOLB	**60**	**LC**	**LW**

PRODUCT OPTIONS CONTINUED

Edge Trim Style	Edge Trim Finish	Leg Back Finish	Leg Front Finish
6 Straight Trim (3mm)	Edge Trim Colors (for trim style 6)	Foundation	Foundation
9 Flintwood Flat Trim		Accent	Accent
		Mica	Mica

SAMPLE ORDER CODE CONTINUED

6	**ST**	**52**	**52**

See Pricing on the following page.

Xpress

B C _ M O L B

Round Meeting Table – Blade Legs (Continued)

DIMENSIONS
INCHES / MM

PRICING

	1" (D)	1 3/16" (M)		1 9/16" (X)	
Dia	Source Laminate	Foundation Laminate	Flintwood	Foundation Laminate	Flintwood
42 / 1067	1819	1888	3909	1998	4056
48 / 1219	1895	1991	4340	2130	4538
54 / 1372	1991	2139	4515	2282	5147
60 / 1524	2081	2230	n/a	2437	n/a

Xpress

B C _ M O S B

Round Meeting Table – Blade Star Base

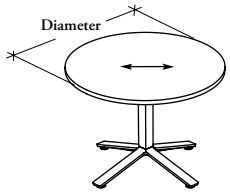

This table is available in many sizes to accommodate diverse numbers of participants and meeting spaces.

WHAT'S INCLUDED
1 worksurface piece, 1 blade star base with levelers, and mounting hardware.

WHAT'S EXCLUDED
Power Modules.

NOTES
This table does **not** accept table accessories.

Only the power modules listed below can be installed on this product.

When a Power Module Cut-Out (LC, PD or PQ) option is specified, the Blade Star Base comes with Wire Management section.

When a Power Module Cut-Out (NN) option is specified, the Blade Star Base comes without Wire Management section.

The 1 9/16" (X) thickness is **not** available in all Foundation Laminate and Edge Trim colors. Refer to the finish page of the Application Guide for details.

Not all finishes are available as Xpress, Please see Xpress catalogue and/or specification software for details.

PRODUCT OPTIONS

Worksurface Thickness	Diameter	Power Module Cut-Out	Worksurface Finish	Edge Trim Style	Edge Trim Finish	Support Finish
D 1"	36, 42, 48	**NN** No Cut-Out (Shown)	Source Laminate	**6** Straight Trim (3mm)	Edge Trim Colors (for trim style 6)	Foundation
M 1 3/16"		**LC** Linear Power Module – Compact 8"	Foundation Laminate	**9** Flintwood Flat Trim		Accent
X 1 9/16"		**PD** Power Pill – Dual	Flintwood (No Cathedral)			Mica
		PQ Power Pill – Quad				

SAMPLE ORDER CODE

BCMMOSB	48	PD	2D	6	4D	52

DIMENSIONS
INCHES / MM

PRICING

	1" (D)	1 3/16" (M)		1 9/16" (X)	
Dia	Source Laminate	Foundation Laminate	Flintwood	Foundation Laminate	Flintwood
36 / 914	1137	1188	2953	1307	3108
42 / 1067	1255	1324	3346	1491	3552
48 / 1219	1386	1481	3830	1697	4104

Xpress

BC_ROF
Round Meeting Table – Four-Point Base

This table is available in many sizes to accommodate diverse numbers of participants and meeting spaces.

WHAT'S INCLUDED
1 worksurface piece, 1 four-point base with levelers, and mounting hardware.

NOTES
This table does **not** accept table accessories.

Power Modules **cannot** be installed on this product.

The 1 9/16" (X) thickness is **not** available in all Foundation Laminate and Edge Trim colors. Refer to the finish page of the Application Guide for details.

Not all finishes are available as Xpress, Please see Xpress catalogue and/or specification software for details.

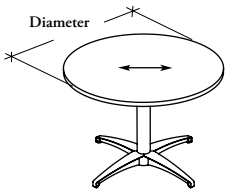

PRODUCT OPTIONS

Worksurface Thickness	Diameter	Worksurface Finish	Edge Trim Style	Edge Trim Finish	Support Finish
D 1"	36, 42, 48	Source Laminate	**6** Straight Trim (3mm)	Edge Trim Colors (for trim style 6)	Foundation
M 1 3/16"		Foundation Laminate	**9** Flintwood Flat Trim		Mica
X 1 9/16"		Flintwood (No Cathedral)			

SAMPLE ORDER CODE

BCDROF	36	3D	6	4D	52

DIMENSIONS
INCHES / MM

PRICING

	1" (D)	1 3/16" (M)		1 9/16" (X)	
Dia	Source Laminate	Foundation Laminate	Flintwood	Foundation Laminate	Flintwood
36 / 914	867	1078	2845	1189	2988
42 / 1067	911	1201	3224	1355	3414
48 / 1219	970	1348	3695	1542	3950

Xpress

B C _ M S K
Square Meeting Table – Cubic Base

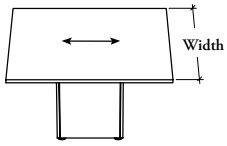

This aesthetically refined table is available in many sizes to accommodate diverse numbers of participants and meeting spaces.

WHAT'S INCLUDED
1 worksurface piece, 1 cubic base with levelers, power module cut-out (as specified), and mounting hardware.

WHAT'S EXCLUDED
Power Modules.

NOTES
This table does **not** accept table accessories.

When Worksurface Thickness (V) option is specified, only Edge Trim Style (F) option is available.

When Worksurface Thickness (D, M or X) option is specified, the Edge Trim Styles (6 or 9) options are available.

The 1 9/16" (X) thickness is **not** available in all Foundation Laminate and Edge Trim colors. Refer to the finish page of the Application Guide for details.

Not all finishes are available as Xpress, Please see Xpress catalogue and/or specification software for details.

PRODUCT OPTIONS

Worksurface Thickness	Width	Corner Detail	Power Module Cut-Out
D 1"	48, 54, 60	**R** Radius	**NN** No Cut-Out (Shown)
M 1 3/16"		**S** Straight (Shown)	**LC** Linear Power Module – Compact 8"
X 1 9/16"			**PD** Power Pill – Dual
V 1 3/16" Knife Edge			**PQ** Power Pill – Quad

SAMPLE ORDER CODE

BC**M**MSK	54	S	NN

PRODUCT OPTIONS CONTINUED

Worksurface Finish	Edge Trim Style	Edge Trim Finish	Base Infill Finish	Support Finish
Source Laminate	**6** Straight Trim (3mm)	Edge Trim Colors for trim style 6 or F)	Source Laminate	Foundation
Foundation Laminate	**9** Flintwood Flat Trim		Flintwood (No Cathedral)	Mica
Flintwood (No Cathedral)	**F** Full Edge Trim			

SAMPLE ORDER CODE CONTINUED

VZ	9		XS	74

See Pricing on the following page.

Xpress

B C _ M S K

Square Meeting Table – Cubic Base (Continued)

DIMENSIONS – INCHES
FOR MM X BY 25.4

PRICING

	1" (D)	1 3/16" (M)				1 3/16" KNIFE EDGE (V)		1 9/16" (X)			
	STRAIGHT (S)										
	SOURCE LAMINATE	FOUNDATION LAMINATE		FLINTWOOD		FOUNDATION LAMINATE		FOUNDATION LAMINATE		FLINTWOOD	
	BASE INFILL FINISH										
W	Source Laminate	Source Laminate	Flintwood	Source Laminate	Flintwood	Source Laminate	Flintwood	Source Laminate	Flintwood	Source Laminate	Flintwood
48	1099	1478	3032	3743	5297	1652	3206	1673	3227	3997	5551
54	1275	1752	3306	4127	5681	1947	3501	2004	3558	4443	5997
60	1451	2040	3792	n/a	n/a	2256	4008	2352	4104	n/a	n/a
	RADIUS (R)										
	SOURCE LAMINATE	FOUNDATION LAMINATE		FLINTWOOD		FOUNDATION LAMINATE		FOUNDATION LAMINATE		FLINTWOOD	
	BASE INFILL FINISH										
	Source Laminate	Source Laminate	Flintwood	Source Laminate	Flintwood	Source Laminate	Flintwood	Source Laminate	Flintwood	Source Laminate	Flintwood
48	1099	1478	3032	3743	5297	n/a	n/a	1673	3227	3997	5551
54	1275	1752	3306	4127	5681	n/a	n/a	2004	3558	4868	6422
60	1451	2040	3792	n/a	n/a	n/a	n/a	2352	4104	n/a	n/a

Xpress

B C _ M S L B
Square Meeting Table – Blade Legs

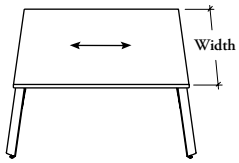

This table is available in many sizes to accommodate diverse numbers of participants and meeting spaces.

WHAT'S INCLUDED
1 worksurface piece, 4 blade leg with levelers, power module cut-out (as specified), 2 dual wire management clips and mounting hardware

WHAT'S EXCLUDED
Power Modules.

NOTES
This table does **not** accept table accessories.

When Worksurface Thickness (V) option is specified, only Edge Trim Style (F) option is available.

When Worksurface Thickness (D, M or X) option is specified, the Edge Trim Styles (6 or 9) options are available.

The 1 9/16" (X) thickness is **not** available in all Foundation Laminate and Edge Trim colors. Refer to the finish page of the Application Guide for details.

Not all finishes are available as Xpress, Please see Xpress catalogue and/or specification software for details.

PRODUCT OPTIONS

Worksurface Thickness	Width	Corner Detail	Power Module Cut-Out
D 1"	42, 48, 54	**R** Radius	**NN** No Cut-Out (Shown)
M 1 3/16"		**S** Straight (Shown)	**LC** Linear Power Module – Compact 8"
X 1 9/16"			**PD** Power Pill – Dual
V 1 3/16" Knife Edge			**PQ** Power Pill – Quad

SAMPLE ORDER CODE

BC**M**MSLB	54	S	NN

PRODUCT OPTIONS CONTINUED

Worksurface Finish	Edge Trim Style	Edge Trim Finish	Leg Back Finish	Leg Front Finish
Source Laminate	**6** Straight Trim (3mm)	Edge Trim Colors (for trim style 6 or F)	Foundation	Foundation
Foundation Laminate	**9** Flintwood Flat Trim		Accent	Accent
Flintwood (No Cathedral)	**F** Full Knife Trim		Mica	Mica

SAMPLE ORDER CODE CONTINUED

2D	6	4D	60	60

See Pricing on the following page.

Xpress

BC_MSLB

Square Meeting Table – Blade Legs (Continued)

DIMENSIONS – INCHES
FOR MM X BY 25.4

PRICING

	1" (D)	1 3/16" (M)		1 3/16" KNIFE EDGE (V)	1 9/16" (X)	
STRAIGHT (S)						
W	Source Laminate	Foundation Laminate	Flintwood	Foundation Laminate	Foundation Laminate	Flintwood
42	1883	1956	4220	2107	2097	4418
48	1972	2065	4330	2238	2235	4558
54	2082	2201	4576	2395	2418	4856
RADIUS (R)						
	Source Laminate	Foundation Laminate	Flintwood	Foundation Laminate	Foundation Laminate	Flintwood
42	1883	1956	4220	n/a	2097	4418
48	1972	2065	4330	n/a	2235	4558
54	2082	2201	4576	n/a	2418	5283

Xpress

B C _ M S S B

Square Meeting Table – Blade Star Base

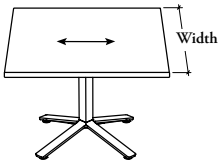

This table is available in many sizes to accommodate diverse numbers of participants and meeting spaces.

WHAT'S INCLUDED
1 worksurface piece, 1 blade star base with levelers, and mounting hardware.

WHAT'S EXCLUDED
Power Modules.

NOTES
This table does **not** accept table accessories.

Only the power modules listed below can be installed on this product.

When a Power Module Cut-Out (LC, PD or PQ) option is specified, the Blade Star Base comes with Wire Management section.

When a Power Module Cut-Out (NN) option is specified, the Blade Star Base comes without Wire Management section.

When Worksurface Thickness (V) option is specified, only Edge Trim Style (F) option is available.

When Worksurface Thickness (D, M or X) option is specified, the Edge Trim Styles (6 or 9) options are available.

The 1 9/16" (X) thickness is **not** available in all Foundation Laminate and Edge Trim colors. Refer to the finish page of the Application Guide for details.

Not all finishes are available as Xpress, Please see Xpress catalogue and/or specification software for details.

PRODUCT OPTIONS

Worksurface Thickness	Width	Corner Detail	Power Module Cut-Out	Worksurface Finish	Edge Trim Style	Edge Trim Finish	Support Finish
D 1"	36, 42, 48	**R** Radius	**NN** No Cut-Out (Shown)	Source Laminate	**6** Straight Trim (3mm)	Edge Trim Colors (for trim style 6 or F)	Foundation
M 1 3/16"		**S** Straight (Shown)	**LC** Linear Power Module – Compact 8"	Foundation Laminate	**9** Flintwood Flat Trim		Accent
X 1 9/16"			**PD** Power Pill – Dual	Flintwood (No Cathedral)	**F** Full Knife Trim		Mica
V 1 3/16" Knife Edge			**PQ** Power Pill – Quad				

SAMPLE ORDER CODE

BCMMSSB	42	R	LC	2D	6	4D	52

DIMENSIONS – INCHES
FOR MM X BY 25.4

PRICING

	1" (D)	1 3/16" (M)		1 3/16" KNIFE EDGE (V)	1 9/16" (X)	
	STRAIGHT (S)					
W	Source Laminate	Foundation Laminate	Flintwood	Foundation Laminate	Foundation Laminate	Flintwood
36	1137	1188	2660	1318	1307	2813
42	1255	1324	3000	1475	1491	3206
48	1386	1481	3438	1655	1697	3707
	RADIUS (R)					
	Source Laminate	Foundation Laminate	Flintwood	Foundation Laminate	Foundation Laminate	Flintwood
36	1137	1188	2953	n/a	1307	3108
42	1255	1324	3346	n/a	1491	3552
48	1386	1481	3830	n/a	1697	4104

Xpress

BC_MSF
Square Meeting Table – Four-Point Base

This table is available in many sizes to accommodate diverse numbers of participants and meeting spaces.

WHAT'S INCLUDED
1 worksurface piece, 1 four-point base with levelers, and mounting hardware.

NOTES
This table does **not** accept table accessories.

Power Modules **cannot** be installed on this product.

When Worksurface Thickness (V) option is specified, only Edge Trim Style (F) option is available.

When Worksurface Thickness (D, M or X) option is specified, the Edge Trim Styles (6 or 9) options are available.

The 1 9/16" (X) thickness is **not** available in all Foundation Laminate and Edge Trim colors. Refer to the finish page of the Application Guide for details.

Not all finishes are available as Xpress, Please see Xpress catalogue and/or specification software for details.

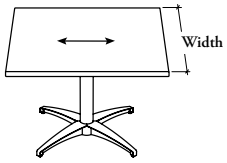

PRODUCT OPTIONS

Worksurface Thickness	Width	Corner Detail	Worksurface Finish	Edge Trim Style	Edge Trim Finish	Support Finish
D 1"	36, 42, 48	**R** Radius	Source Laminate	**6** Straight Trim (3mm)	Edge Trim Colors (for trim style 6 or F)	Foundation
M 1 3/16"		**S** Straight (Shown)	Foundation Laminate	**9** Flintwood Flat Trim		Mica
X 1 9/16"			Flintwood (No Cathedral)	**F** Full Knife Trim		
V 1 3/16" Knife Edge						

SAMPLE ORDER CODE

BCDMSF	42	R	3D	6	4D	52

DIMENSIONS – INCHES
FOR MM X BY 25.4

PRICING

	1" (D)	1 3/16" (M)		1 3/16" KNIFE EDGE (V)	1 9/16" (X)	
STRAIGHT (S)						
W	Source Laminate	Foundation Laminate	Flintwood	Foundation Laminate	Foundation Laminate	Flintwood
36	867	1078	2549	1208	1189	2693
42	911	1201	2880	1353	1355	3070
48	970	1348	3303	1520	1542	3552
RADIUS (R)						
	Source Laminate	Foundation Laminate	Flintwood	Foundation Laminate	Foundation Laminate	Flintwood
36	867	1078	2845	n/a	1189	2988
42	911	1201	3224	n/a	1355	3414
48	970	1348	3695	n/a	1542	3950

Xpress

B _ H R W

Height-Adjustable Rectangular Meeting Peninsula

One Table
One Plug

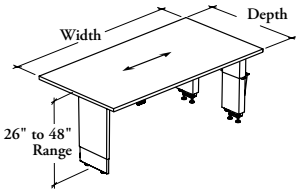

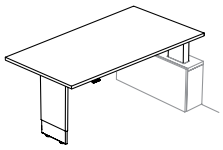

No TV Stand (N)

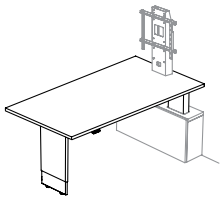

TV Stand Ready (R)

This Height-Adjustable Meeting Peninsula must only be mounted to a Workwall Storage (BHKHW or BSMOBH) and allows to alternate seated and standing positions for dynamic meetings. Perfect for virtual meetings and presentations. The table offers both power and data access for laptops, as well as seamless connectivity to the screen.

WHAT'S INCLUDED

1 worksurface with 1 power module and /or 1 tv stand cut-out (as specified), 1 height-adjustable bevel post leg with levelers, 2 height-adjustable mechanisms with supports, 1 power tray, 1 switch for height-adjustable mechanism (as specified), 1 integrated powerbar (as specified), wire management kit and mounting hardware.

WHAT'S EXCLUDED

Workwall Kneespace Module, Workwall Bookcase, Wall Panels, Power Modules and TV Stand – Meeting Peninsula.

NOTES

Worksurface depth is 2" shorter than the Mid-Height Workwall Storage to allow up and down movement of the mechanism without damaging the adjacent products.

Worksurface width includes the 3" clearance between the surface and the Workwall Storage. For more details, refer to the Application Guide.

When Worksurface Thickness (V) option is specified, the Radius (R) Corner Detail is **not** available.

When Worksurface Thickness (V) is specified, only Edge Trim Style (F) option is available.

When Worksurface Thickness (M) option is specified, the Edge Trim Styles (6 or 9) options are available.

For more information about Integrated Powerbar with IEC Outlet (P) option, refer to One Table One Plug Application Guide in Complements: Teknion's Ergonomics & Accessories Programm.

Not all finishes are available as Xpress, Please see Xpress catalogue and/or specification software for details.

PRODUCT OPTIONS

Worksurface Thickness	Depth	Width	Corner Detail	TV Stand Ready	Power Module Cut-Out
M 1 3/16"	34, 40, 46	57, 63, 69, 75, 81, 87	**R** Radius	**N** No TV Stand	**NN** No Cut-Out (Shown)
V 1 3/16" Knife Edge			**S** Straight (Shown)	**R** TV Stand Ready	**LC** Linear Power Module – Compact 8"
					LS Linear Power Module – Standard 18"
					PQ Power Pill – Quad
					SE Square – End

SAMPLE ORDER CODE

BMHRW	40	75	R	N	NN

PRODUCT OPTIONS CONTINUED

Powerbar	Switch		Worksurface Finish	Edge Trim Style	Edge Trim Finish	Support and Hardware Finish
N None	**D** Display with Up/ Down Memory	**M** Display Toggle with Memory – Platinum	Foundation Laminate	**6** Straight Trim (3mm)	Edge Trim Colors (for trim style 6 or F)	Foundation
I Integrated Power Bar	**F** Toggle Up/Down – Platinum	**N** Display Toggle with Memory – Crisp Grey	Flintwood (No Cathedral)	**9** Flintwood Flat Trim		Mica
P Integrated Power Bar with IEC Outlet	**G** Toggle Up/Down – Crisp Grey	**O** Display Toggle with Memory – Anthracite		**F** Full Knife Trim		Accent
	H Toggle Up/Down – Anthracite					

SAMPLE ORDER CODE CONTINUED

N	D	2D	6	4D	83

Xpress

B _ H R W

Height-Adjustable Rectangular Meeting Peninsula (Continued)

DIMENSIONS INCHES / MM

PRICING

1 3/16" (M)

NO CUT-OUT (NN)

		NONE POWERBAR (N)		INTEGRATED POWERBAR (I)		INTEGRATED POWERBAR WITH IEC OUTLET (P)	
		WORKSURFACE FINISH					
D	W	Foundation Laminate	Flintwood	Foundation Laminate	Flintwood	Foundation Laminate	Flintwood
34 / 864	57 / 1448	5687	6759	5869	6941	n/a	n/a
34 / 864	63 / 1600	5742	6850	5924	7032	n/a	n/a
34 / 864	69 / 1753	5797	6943	5979	7125	n/a	n/a
34 / 864	75 / 1905	5852	7035	6034	7217	n/a	n/a
34 / 864	81 / 2057	5898	7115	6080	7297	n/a	n/a
34 / 864	87 / 2210	5953	7208	6135	7390	n/a	n/a
40 / 1016	57 / 1448	5680	7016	5862	7198	n/a	n/a
40 / 1016	63 / 1600	5753	7119	5935	7301	n/a	n/a
40 / 1016	69 / 1753	5825	7221	6007	7403	n/a	n/a
40 / 1016	75 / 1905	5898	7323	6080	7505	n/a	n/a
40 / 1016	81 / 2057	5970	7463	6152	7645	n/a	n/a
40 / 1016	87 / 2210	6041	7566	6223	7748	n/a	n/a
46 / 1168	57 / 1448	5760	7183	5942	7365	n/a	n/a
46 / 1168	63 / 1600	5839	7294	6021	7476	n/a	n/a
46 / 1168	69 / 1753	5917	7404	6099	7586	n/a	n/a
46 / 1168	75 / 1905	5995	7514	6177	7696	n/a	n/a
46 / 1168	81 / 2057	6073	7623	6255	7805	n/a	n/a
46 / 1168	87 / 2210	6152	7733	6334	7915	n/a	n/a

SQUARE – END (SE)

		NONE POWERBAR (N)		INTEGRATED POWERBAR (I)		INTEGRATED POWERBAR WITH IEC OUTLET (P)	
		WORKSURFACE FINISH					
		Foundation Laminate	Flintwood	Foundation Laminate	Flintwood	Foundation Laminate	Flintwood
34 / 864	57 / 1448	5687	6759	5869	6941	5869	6941
34 / 864	63 / 1600	5742	6850	5924	7032	5924	7032
34 / 864	69 / 1753	5797	6943	5979	7125	5979	7125
34 / 864	75 / 1905	5852	7035	6034	7217	6034	7217
34 / 864	81 / 2057	5898	7115	6080	7297	6080	7297
34 / 864	87 / 2210	5953	7208	6135	7390	6135	7390
40 / 1016	57 / 1448	5680	7016	5862	7198	5862	7198
40 / 1016	63 / 1600	5753	7119	5935	7301	5935	7301
40 / 1016	69 / 1753	5825	7221	6007	7403	6007	7403
40 / 1016	75 / 1905	5898	7323	6080	7505	6080	7505
40 / 1016	81 / 2057	5970	7463	6152	7645	6152	7645
40 / 1016	87 / 2210	6041	7566	6223	7748	6223	7748
46 / 1168	57 / 1448	5760	7183	5942	7365	5942	7365
46 / 1168	63 / 1600	5839	7294	6021	7476	6021	7476
46 / 1168	69 / 1753	5917	7404	6099	7586	6099	7586
46 / 1168	75 / 1905	5995	7514	6177	7696	6177	7696
46 / 1168	81 / 2057	6073	7623	6255	7805	6255	7805
46 / 1168	87 / 2210	6152	7733	6334	7915	6334	7915

If Switch Style (D, M, N or O) is specified, add 134.

Pricing is continued on the following page.

Xpress

B _ H R W

Height-Adjustable Rectangular Meeting Peninsula (Continued)

DIMENSIONS
INCHES / MM

PRICING

1 3/16" (M) (CONTINUED)

LINEAR POWER MODULE – COMPACT 8" (LC) or POWER PILL – QUAD (PQ)

D	W	NONE POWERBAR (N) WORKSURFACE FINISH		INTEGRATED POWERBAR (I)		INTEGRATED POWERBAR WITH IEC OUTLET (P)	
		Foundation Laminate	Flintwood	Foundation Laminate	Flintwood	Foundation Laminate	Flintwood
40 / 1016	69 / 1753	5825	7221	6007	7403	n/a	n/a
40 / 1016	75 / 1905	5898	7323	6080	7505	n/a	n/a
40 / 1016	81 / 2057	5970	7463	6152	7645	n/a	n/a
40 / 1016	87 / 2210	6041	7566	6223	7748	n/a	n/a
46 / 1168	69 / 1753	5917	7404	6099	7586	n/a	n/a
46 / 1168	75 / 1905	5995	7514	6177	7696	n/a	n/a
46 / 1168	81 / 2057	6073	7623	6255	7805	n/a	n/a
46 / 1168	87 / 2210	6152	7733	6334	7915	n/a	n/a

LINEAR POWER MODULE – STANDARD 18" (LS)

D	W	NONE POWERBAR (N) WORKSURFACE FINISH		INTEGRATED POWERBAR (I)		INTEGRATED POWERBAR WITH IEC OUTLET (P)	
		Foundation Laminate	Flintwood	Foundation Laminate	Flintwood	Foundation Laminate	Flintwood
40 / 1016	75 / 1905	5898	7323	6080	7505	n/a	n/a
40 / 1016	81 / 2057	5970	7463	6152	7645	n/a	n/a
40 / 1016	87 / 2210	6041	7566	6223	7748	n/a	n/a
46 / 1168	75 / 1905	5995	7514	6177	7696	n/a	n/a
46 / 1168	81 / 2057	6073	7623	6255	7805	n/a	n/a
46 / 1168	87 / 2210	6152	7733	6334	7915	n/a	n/a

1 3/16" KNIFE EDGE (V)

NO CUT-OUT (NN)

D	W	NONE POWERBAR (N) WORKSURFACE FINISH		INTEGRATED POWERBAR (I)		INTEGRATED POWERBAR WITH IEC OUTLET (P)	
		Foundation Laminate	Flintwood	Foundation Laminate	Flintwood	Foundation Laminate	Flintwood
34 / 864	57 / 1448	5821	n/a	6003	n/a	n/a	n/a
34 / 864	63 / 1600	5886	n/a	6068	n/a	n/a	n/a
34 / 864	69 / 1753	5953	n/a	6135	n/a	n/a	n/a
34 / 864	75 / 1905	6018	n/a	6200	n/a	n/a	n/a
34 / 864	81 / 2057	6075	n/a	6257	n/a	n/a	n/a
34 / 864	87 / 2210	6141	n/a	6323	n/a	n/a	n/a
40 / 1016	57 / 1448	5820	n/a	6002	n/a	n/a	n/a
40 / 1016	63 / 1600	5903	n/a	6085	n/a	n/a	n/a
40 / 1016	69 / 1753	5986	n/a	6168	n/a	n/a	n/a
40 / 1016	75 / 1905	6069	n/a	6251	n/a	n/a	n/a
40 / 1016	81 / 2057	6153	n/a	6335	n/a	n/a	n/a
40 / 1016	87 / 2210	6235	n/a	6417	n/a	n/a	n/a

If Switch Style (D, M, N or O) is specified, add 134.

Pricing is continued on the following page.

Xpress

B _ H R W

Height-Adjustable Rectangular Meeting Peninsula (Continued)

1 3/16" KNIFE EDGE (V) (CONTINUED)

NO CUT-OUT (NN)

DIMENSIONS INCHES / MM		PRICING					
		NONE POWERBAR (N)		INTEGRATED POWERBAR (I)		INTEGRATED POWERBAR WITH IEC OUTLET (P)	
		WORKSURFACE FINISH					
D	W	Foundation Laminate	Flintwood	Foundation Laminate	Flintwood	Foundation Laminate	Flintwood
46 / 1168	57 / 1448	5904	n/a	6086	n/a	n/a	n/a
46 / 1168	63 / 1600	5994	n/a	6176	n/a	n/a	n/a
46 / 1168	69 / 1753	6083	n/a	6265	n/a	n/a	n/a
46 / 1168	75 / 1905	6172	n/a	6354	n/a	n/a	n/a
46 / 1168	81 / 2057	6261	n/a	6443	n/a	n/a	n/a
46 / 1168	87 / 2210	6350	n/a	6532	n/a	n/a	n/a

SQUARE – END (SE)

		NONE POWERBAR (N)		INTEGRATED POWERBAR (I)		INTEGRATED POWERBAR WITH IEC OUTLET (P)	
		WORKSURFACE FINISH					
		Foundation Laminate	Flintwood	Foundation Laminate	Flintwood	Foundation Laminate	Flintwood
34 / 864	57 / 1448	5821	n/a	6003	n/a	6003	n/a
34 / 864	63 / 1600	5886	n/a	6068	n/a	6068	n/a
34 / 864	69 / 1753	5953	n/a	6135	n/a	6135	n/a
34 / 864	75 / 1905	6018	n/a	6200	n/a	6200	n/a
34 / 864	81 / 2057	6075	n/a	6257	n/a	6257	n/a
34 / 864	87 / 2210	6141	n/a	6323	n/a	6323	n/a
40 / 1016	57 / 1448	5820	n/a	6002	n/a	6002	n/a
40 / 1016	63 / 1600	5903	n/a	6085	n/a	6085	n/a
40 / 1016	69 / 1753	5986	n/a	6168	n/a	6168	n/a
40 / 1016	75 / 1905	6069	n/a	6251	n/a	6251	n/a
40 / 1016	81 / 2057	6153	n/a	6335	n/a	6335	n/a
40 / 1016	87 / 2210	6235	n/a	6417	n/a	6417	n/a
46 / 1168	57 / 1448	5904	n/a	6086	n/a	6086	n/a
46 / 1168	63 / 1600	5994	n/a	6176	n/a	6176	n/a
46 / 1168	69 / 1753	6083	n/a	6265	n/a	6265	n/a
46 / 1168	75 / 1905	6172	n/a	6354	n/a	6354	n/a
46 / 1168	81 / 2057	6261	n/a	6443	n/a	6443	n/a
46 / 1168	87 / 2210	6350	n/a	6532	n/a	6532	n/a

LINEAR POWER MODULE – COMPACT 8" (LC) or POWER PILL – QUAD (PQ)

		NONE POWERBAR (N)		INTEGRATED POWERBAR (I)		INTEGRATED POWERBAR WITH IEC OUTLET (P)	
		WORKSURFACE FINISH					
		Foundation Laminate	Flintwood	Foundation Laminate	Flintwood	Foundation Laminate	Flintwood
40 / 1016	69 / 1753	5986	n/a	6168	n/a	n/a	n/a
40 / 1016	75 / 1905	6069	n/a	6251	n/a	n/a	n/a
40 / 1016	81 / 2057	6153	n/a	6335	n/a	n/a	n/a
40 / 1016	87 / 2210	6235	n/a	6417	n/a	n/a	n/a

If Switch Style (D, M, N or O) is specified, add 134.

Pricing is continued on the following page.

Xpress

B _ H R W

Height-Adjustable Rectangular Meeting Peninsula (Continued)

DIMENSIONS
INCHES / MM

PRICING

1 3/16" KNIFE EDGE (V) (CONTINUED)

LINEAR POWER MODULE – COMPACT 8" (LC) or POWER PILL – QUAD (PQ)

		NONE POWERBAR (N)		INTEGRATED POWERBAR (I)		INTEGRATED POWERBAR WITH IEC OUTLET (P)	
		WORKSURFACE FINISH					
D	W	Foundation Laminate	Flintwood	Foundation Laminate	Flintwood	Foundation Laminate	Flintwood
46 / 1168	69 / 1753	6083	n/a	6265	n/a	n/a	n/a
46 / 1168	75 / 1905	6172	n/a	6354	n/a	n/a	n/a
46 / 1168	81 / 2057	6261	n/a	6443	n/a	n/a	n/a
46 / 1168	87 / 2210	6350	n/a	6532	n/a	n/a	n/a

LINEAR POWER MODULE – STANDARD 18" (LS)

		NONE POWERBAR (N)		INTEGRATED POWERBAR (I)		INTEGRATED POWERBAR WITH IEC OUTLET (P)	
		WORKSURFACE FINISH					
		Foundation Laminate	Flintwood	Foundation Laminate	Flintwood	Foundation Laminate	Flintwood
40 / 1016	75 / 1905	6069	n/a	6251	n/a	n/a	n/a
40 / 1016	81 / 2057	6153	n/a	6335	n/a	n/a	n/a
40 / 1016	87 / 2210	6235	n/a	6417	n/a	n/a	n/a
46 / 1168	75 / 1905	6172	n/a	6354	n/a	n/a	n/a
46 / 1168	81 / 2057	6261	n/a	6443	n/a	n/a	n/a
46 / 1168	87 / 2210	6350	n/a	6532	n/a	n/a	n/a

If Switch Style (D, M, N or O) is specified, add 134.

Xpress

B _ H D W

Height-Adjustable D-Shape Meeting Peninsula

One Table
One Plug

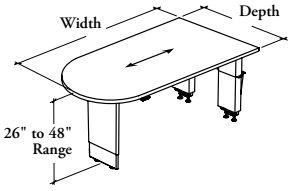

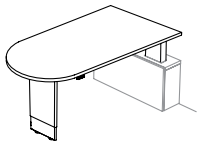

No TV Stand (N)

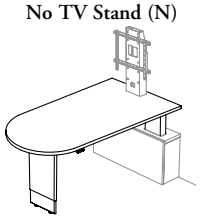

TV Stand Ready (R)

This Height-Adjustable Meeting Peninsula must only be mounted to a Workwall Storage (BHKHW or BSMOBH) and allows to alternate seated and standing positions for dynamic meetings. Perfect for virtual meetings and presentations. The table offers both power and data access for laptops, as well as seamless connectivity to the screen.

WHAT'S INCLUDED

1 worksurface with 1 power module and /or 1 tv stand cut-out (as specified), 1 height-adjustable bevel post leg with levelers, 2 height-adjustable mechanisms with supports, 1 power tray, 1 switch for height-adjustable mechanism (as specified), 1 integrated powerbar (as specified), wire management kit and mounting hardware.

WHAT'S EXCLUDED

Workwall Kneespace Module, Workwall Bookcase, Wall Panels, Power Modules and TV Stand – Meeting Peninsula.

NOTES

Worksurface depth is 2" shorter than the Mid-Height Workwall Storage to allow up and down movement of the mechanism without damaging the adjacent products.

Worksurface width includes the 3" clearance between the surface and the Workwall Storage. For more details, refer to the Application Guide.

For more information about Integrated Powerbar with IEC Outlet (P) option, refer to One Table One Plug Application Guide in Complements: Teknion's Ergonomics & Accessories Programm.

Not all finishes are available as Xpress, Please see Xpress catalogue and/or specification software for details.

PRODUCT OPTIONS

Worksurface Thickness	Depth	Width	TV Stand Ready	Power Module Cut-Out	Powerbar
M 1 3/16"	34, 40, 46, 52, 58	57, 63, 69, 75, 81, 87	**N** No TV Stand **R** TV Stand Ready	**NN** No Cut-Out (Shown) **LC** Linear Power Module – Compact 8" **LS** Linear Power Module – Standard 18" **PQ** Power Pill – Quad **SE** Square – End	**N** None **I** Integrated Power Bar **P** Integrated Power Bar with IEC Outlet

SAMPLE ORDER CODE

B**M**HDW	40	75	N	NN	N

PRODUCT OPTIONS CONTINUED

Switch		Worksurface Finish	Edge Trim Style	Edge Trim Finish	Support and Hardware Finish
D Display with Up/ Down Memory	**M** Display Toggle with Memory – Platinum	Foundation Laminate	**6** Straight Trim (3mm)	Edge Trim Colors (for trim style 6)	Foundation
F Toggle Up/Down – Platinum	**N** Display Toggle with Memory – Crisp Grey	Flintwood (No Cathedral)	**9** Flintwood Flat Trim		Mica
G Toggle Up/Down – Crisp Grey	**O** Display Toggle with Memory – Anthracite				Accent
H Toggle Up/Down – Anthracite					

SAMPLE ORDER CODE CONTINUED

D	2D	6	4D	83

See Pricing on the following page.

Xpress

B _ H D W

Height-Adjustable D-Shape Meeting Peninsula (Continued)

DIMENSIONS INCHES / MM | **PRICING**

1 3/16" (M)

NO CUT-OUT (NN)

D	W	NONE POWERBAR (N) WORKSURFACE FINISH		INTEGRATED POWERBAR (I)		INTEGRATED POWERBAR WITH IEC OUTLET (P)	
		Foundation Laminate	Flintwood	Foundation Laminate	Flintwood	Foundation Laminate	Flintwood
34 / 864	57 / 1448	5687	6759	5869	6941	n/a	n/a
34 / 864	63 / 1600	5742	6850	5924	7032	n/a	n/a
34 / 864	69 / 1753	5797	6943	5979	7125	n/a	n/a
34 / 864	75 / 1905	5852	7035	6034	7217	n/a	n/a
34 / 864	81 / 2057	5898	7115	6080	7297	n/a	n/a
34 / 864	87 / 2210	5953	7208	6135	7390	n/a	n/a
40 / 1016	57 / 1448	5680	7016	5862	7198	n/a	n/a
40 / 1016	63 / 1600	5753	7119	5935	7301	n/a	n/a
40 / 1016	69 / 1753	5825	7221	6007	7403	n/a	n/a
40 / 1016	75 / 1905	5898	7323	6080	7505	n/a	n/a
40 / 1016	81 / 2057	5970	7463	6152	7645	n/a	n/a
40 / 1016	87 / 2210	6041	7566	6223	7748	n/a	n/a
46 / 1168	57 / 1448	5760	7183	5942	7365	n/a	n/a
46 / 1168	63 / 1600	5839	7294	6021	7476	n/a	n/a
46 / 1168	69 / 1753	5917	7404	6099	7586	n/a	n/a
46 / 1168	75 / 1905	5995	7514	6177	7696	n/a	n/a
46 / 1168	81 / 2057	6073	7623	6255	7805	n/a	n/a
46 / 1168	87 / 2210	6152	7733	6334	7915	n/a	n/a
52 / 1321	57 / 1448	5963	7521	6145	7703	n/a	n/a
52 / 1321	63 / 1600	6048	7639	6230	7821	n/a	n/a
52 / 1321	69 / 1753	6132	7754	6314	7936	n/a	n/a
52 / 1321	75 / 1905	6216	7871	6398	8053	n/a	n/a
52 / 1321	81 / 2057	6300	8020	6482	8202	n/a	n/a
52 / 1321	87 / 2210	6385	8138	6567	8320	n/a	n/a
58 / 1473	57 / 1448	6064	7860	6246	8042	n/a	n/a
58 / 1473	63 / 1600	6150	7983	6332	8165	n/a	n/a
58 / 1473	69 / 1753	6235	8105	6417	8287	n/a	n/a
58 / 1473	75 / 1905	6320	8227	6502	8409	n/a	n/a
58 / 1473	81 / 2057	6405	8419	6587	8601	n/a	n/a
58 / 1473	87 / 2210	6491	8542	6673	8724	n/a	n/a

SQUARE – END (SE)

		NONE POWERBAR (N) WORKSURFACE FINISH		INTEGRATED POWERBAR (I)		INTEGRATED POWERBAR WITH IEC OUTLET (P)	
		Foundation Laminate	Flintwood	Foundation Laminate	Flintwood	Foundation Laminate	Flintwood
34 / 864	57 / 1448	5687	6759	5869	6941	5869	6941
34 / 864	63 / 1600	5742	6850	5924	7032	5924	7032
34 / 864	69 / 1753	5797	6943	5979	7125	5979	7125
34 / 864	75 / 1905	5852	7035	6034	7217	6034	7217
34 / 864	81 / 2057	5898	7115	6080	7297	6080	7297
34 / 864	87 / 2210	5953	7208	6135	7390	6135	7390

If Switch Style (D, M, N or O) is specified, add 134.

Pricing is continued on the following page.

Xpress

B _ H D W

Height-Adjustable D-Shape Meeting Peninsula (Continued)

DIMENSIONS
INCHES / MM

PRICING

1 3/16" (M) (CONTINUED)

SQUARE – END (SE)

D	W	NONE POWERBAR (N) WORKSURFACE FINISH		INTEGRATED POWERBAR (I)		INTEGRATED POWERBAR WITH IEC OUTLET (P)	
		Foundation Laminate	Flintwood	Foundation Laminate	Flintwood	Foundation Laminate	Flintwood
40 / 1016	57 / 1448	5680	7016	5862	7198	5862	7198
40 / 1016	63 / 1600	5753	7119	5935	7301	5935	7301
40 / 1016	69 / 1753	5825	7221	6007	7403	6007	7403
40 / 1016	75 / 1905	5898	7323	6080	7505	6080	7505
40 / 1016	81 / 2057	5970	7463	6152	7645	6152	7645
40 / 1016	87 / 2210	6041	7566	6223	7748	6223	7748
46 / 1168	57 / 1448	5760	7183	5942	7365	5942	7365
46 / 1168	63 / 1600	5839	7294	6021	7476	6021	7476
46 / 1168	69 / 1753	5917	7404	6099	7586	6099	7586
46 / 1168	75 / 1905	5995	7514	6177	7696	6177	7696
46 / 1168	81 / 2057	6073	7623	6255	7805	6255	7805
46 / 1168	87 / 2210	6152	7733	6334	7915	6334	7915
52 / 1321	57 / 1448	5963	7521	6145	7703	6145	7703
52 / 1321	63 / 1600	6048	7639	6230	7821	6230	7821
52 / 1321	69 / 1753	6132	7754	6314	7936	6314	7936
52 / 1321	75 / 1905	6216	7871	6398	8053	6398	8053
52 / 1321	81 / 2057	6300	8020	6482	8202	6482	8202
52 / 1321	87 / 2210	6385	8138	6567	8320	6567	8320
58 / 1473	57 / 1448	6064	7860	6246	8042	6246	8042
58 / 1473	63 / 1600	6150	7983	6332	8165	6332	8165
58 / 1473	69 / 1753	6235	8105	6417	8287	6417	8287
58 / 1473	75 / 1905	6320	8227	6502	8409	6502	8409
58 / 1473	81 / 2057	6405	8419	6587	8601	6587	8601
58 / 1473	87 / 2210	6491	8542	6673	8724	6673	8724

LINEAR POWER MODULE – COMPACT 8" (LC) or POWER PILL – QUAD (PQ)

		NONE POWERBAR (N) WORKSURFACE FINISH		INTEGRATED POWERBAR (I)		INTEGRATED POWERBAR WITH IEC OUTLET (P)	
		Foundation Laminate	Flintwood	Foundation Laminate	Flintwood	Foundation Laminate	Flintwood
40 / 1016	69 / 1753	5825	7221	6007	7403	n/a	n/a
40 / 1016	75 / 1905	5898	7323	6080	7505	n/a	n/a
40 / 1016	81 / 2057	5970	7463	6152	7645	n/a	n/a
40 / 1016	87 / 2210	6041	7566	6223	7748	n/a	n/a
46 / 1168	69 / 1753	5917	7404	6099	7586	n/a	n/a
46 / 1168	75 / 1905	5995	7514	6177	7696	n/a	n/a
46 / 1168	81 / 2057	6073	7623	6255	7805	n/a	n/a
46 / 1168	87 / 2210	6152	7733	6334	7915	n/a	n/a

If Switch Style (D, M, N or O) is specified, add 134.

Pricing is continued on the following page.

Xpress

B _ H D W

Height-Adjustable D-Shape Meeting Peninsula (Continued)

DIMENSIONS INCHES / MM | **PRICING**

1 3/16" (M) (CONTINUED)

LINEAR POWER MODULE – COMPACT 8" (LC) or POWER PILL – QUAD (PQ)

		NONE POWERBAR (N)		INTEGRATED POWERBAR (I)		INTEGRATED POWERBAR WITH IEC OUTLET (P)	
		WORKSURFACE FINISH					
D	W	Foundation Laminate	Flintwood	Foundation Laminate	Flintwood	Foundation Laminate	Flintwood
52 / 1321	69 / 1753	6132	7754	6314	7936	n/a	n/a
52 / 1321	75 / 1905	6216	7871	6398	8053	n/a	n/a
52 / 1321	81 / 2057	6300	8020	6482	8202	n/a	n/a
52 / 1321	87 / 2210	6385	8138	6567	8320	n/a	n/a
58 / 1473	69 / 1753	6235	8105	6417	8287	n/a	n/a
58 / 1473	75 / 1905	6320	8227	6502	8409	n/a	n/a
58 / 1473	81 / 2057	6405	8419	6587	8601	n/a	n/a
58 / 1473	87 / 2210	6491	8542	6673	8724	n/a	n/a

LINEAR POWER MODULE – STANDARD 18" (LS)

		NONE POWERBAR (N)		INTEGRATED POWERBAR (I)		INTEGRATED POWERBAR WITH IEC OUTLET (P)	
		WORKSURFACE FINISH					
		Foundation Laminate	Flintwood	Foundation Laminate	Flintwood	Foundation Laminate	Flintwood
40 / 1016	75 / 1905	5898	7323	6080	7505	n/a	n/a
40 / 1016	81 / 2057	5970	7463	6152	7645	n/a	n/a
40 / 1016	87 / 2210	6041	7566	6223	7748	n/a	n/a
46 / 1168	75 / 1905	5995	7514	6177	7696	n/a	n/a
46 / 1168	81 / 2057	6073	7623	6255	7805	n/a	n/a
46 / 1168	87 / 2210	6152	7733	6334	7915	n/a	n/a
52 / 1321	75 / 1905	6216	7871	6398	8053	n/a	n/a
52 / 1321	81 / 2057	6300	8020	6482	8202	n/a	n/a
52 / 1321	87 / 2210	6385	8138	6567	8320	n/a	n/a
58 / 1473	75 / 1905	6320	8227	6502	8409	n/a	n/a
58 / 1473	81 / 2057	6405	8419	6587	8601	n/a	n/a
58 / 1473	87 / 2210	6491	8542	6673	8724	n/a	n/a

If Switch Style (D, M, N or O) is specified, add 134.

Xpress

B _ H B W

Height-Adjustable Tapered Meeting Peninsula

One Table
One Plug

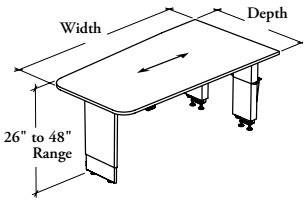

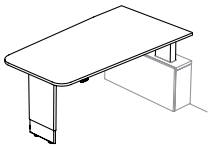

No TV Stand (N)

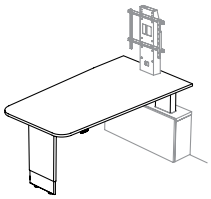

TV Stand Ready (R)

This Height-Adjustable Meeting Peninsula must only be mounted to a Workwall Storage (BHKHW or BSMOBH) and allows to alternate seated and standing positions for dynamic meetings. Perfect for virtual meetings and presentations. The table offers both power and data access for laptops, as well as seamless connectivity to the screen.

WHAT'S INCLUDED

1 worksurface with 1 power module and /or 1 tv stand cut-out (as specified), 1 height-adjustable bevel post leg with levelers, 2 height-adjustable mechanisms with supports, 1 power tray, 1 switch for height-adjustable mechanism (as specified), 1 integrated powerbar (as specified), wire management kit and mounting hardware.

WHAT'S EXCLUDED

Workwall Kneespace Module, Workwall Bookcase, Wall Panels, Power Modules and TV Stand – Meeting Peninsula.

NOTES

Worksurface depth is 2" shorter than the Mid-Height Workwall Storage to allow up and down movement of the mechanism without damaging the adjacent products.

Worksurface width includes the 3" clearance between the surface and the Workwall Storage. For more details, refer to the Application Guide.

For more information about Integrated Powerbar with IEC Outlet (P) option, refer to One Table One Plug Application Guide in Complements: Teknion's Ergonomics & Accessories Programm.

Not all finishes are available as Xpress, Please see Xpress catalogue and/or specification software for details.

PRODUCT OPTIONS

Worksurface Thickness	Depth	Width	TV Stand Ready	Power Module Cut-Out	Powerbar
M 1 3/16"	40, 46, 52, 58	57, 63, 69, 75, 81, 87	**N** No TV Stand **R** TV Stand Ready	**NN** No Cut-Out (Shown) **LC** Linear Power Module – Compact 8" **LS** Linear Power Module – Standard 18" **PQ** Power Pill – Quad **SE** Square – End	**N** None **I** Integrated Power Bar **P** Integrated Power Bar with IEC Outlet

SAMPLE ORDER CODE

B**M**HBW	40	75	N	NN	N

PRODUCT OPTIONS CONTINUED

Switch		Worksurface Finish	Edge Trim Style	Edge Trim Finish	Support and Hardware Finish
D Display with Up/ Down Memory **F** Toggle Up/Down – Platinum **G** Toggle Up/Down – Crisp Grey **H** Toggle Up/Down – Anthracite	**M** Display Toggle with Memory – Platinum **N** Display Toggle with Memory – Crisp Grey **O** Display Toggle with Memory – Anthracite	Foundation Laminate Flintwood (No Cathedral)	**6** Straight Trim (3mm) **9** Flintwood Flat Trim	Edge Trim Colors (for trim style 6)	Foundation Mica Accent

SAMPLE ORDER CODE CONTINUED

D	2D	6	4D	83

See Pricing on the following page.

Xpress

B _ H B W

Height-Adjustable Tapered Meeting Peninsula (Continued)

DIMENSIONS INCHES / MM | **PRICING**

1 3/16" (M)

NO CUT-OUT (NN)

D	W	NONE POWERBAR (N)		INTEGRATED POWERBAR (I)		INTEGRATED POWERBAR WITH IEC OUTLET (P)	
		WORKSURFACE FINISH					
		Foundation Laminate	Flintwood	Foundation Laminate	Flintwood	Foundation Laminate	Flintwood
40 / 1016	57 / 1448	5680	7016	5862	7198	n/a	n/a
40 / 1016	63 / 1600	5753	7119	5935	7301	n/a	n/a
40 / 1016	69 / 1753	5825	7221	6007	7403	n/a	n/a
40 / 1016	75 / 1905	5898	7323	6080	7505	n/a	n/a
40 / 1016	81 / 2057	5970	7463	6152	7645	n/a	n/a
40 / 1016	87 / 2210	6041	7566	6223	7748	n/a	n/a
46 / 1168	57 / 1448	5760	7183	5942	7365	n/a	n/a
46 / 1168	63 / 1600	5839	7294	6021	7476	n/a	n/a
46 / 1168	69 / 1753	5917	7404	6099	7586	n/a	n/a
46 / 1168	75 / 1905	5995	7514	6177	7696	n/a	n/a
46 / 1168	81 / 2057	6073	7623	6255	7805	n/a	n/a
46 / 1168	87 / 2210	6152	7733	6334	7915	n/a	n/a
52 / 1321	57 / 1448	5963	7521	6145	7703	n/a	n/a
52 / 1321	63 / 1600	6048	7639	6230	7821	n/a	n/a
52 / 1321	69 / 1753	6132	7754	6314	7936	n/a	n/a
52 / 1321	75 / 1905	6216	7871	6398	8053	n/a	n/a
52 / 1321	81 / 2057	6300	8020	6482	8202	n/a	n/a
52 / 1321	87 / 2210	6385	8138	6567	8320	n/a	n/a
58 / 1473	57 / 1448	6064	7860	6246	8042	n/a	n/a
58 / 1473	63 / 1600	6150	7983	6332	8165	n/a	n/a
58 / 1473	69 / 1753	6235	8105	6417	8287	n/a	n/a
58 / 1473	75 / 1905	6320	8227	6502	8409	n/a	n/a
58 / 1473	81 / 2057	6405	8419	6587	8601	n/a	n/a
58 / 1473	87 / 2210	6491	8542	6673	8724	n/a	n/a

SQUARE – END (SE)

		NONE POWERBAR (N)		INTEGRATED POWERBAR (I)		INTEGRATED POWERBAR WITH IEC OUTLET (P)	
		WORKSURFACE FINISH					
		Foundation Laminate	Flintwood	Foundation Laminate	Flintwood	Foundation Laminate	Flintwood
40 / 1016	57 / 1448	5680	7016	5862	7198	5862	7198
40 / 1016	63 / 1600	5753	7119	5935	7301	5935	7301
40 / 1016	69 / 1753	5825	7221	6007	7403	6007	7403
40 / 1016	75 / 1905	5898	7323	6080	7505	6080	7505
40 / 1016	81 / 2057	5970	7463	6152	7645	6152	7645
40 / 1016	87 / 2210	6041	7566	6223	7748	6223	7748
46 / 1168	57 / 1448	5760	7183	5942	7365	5942	7365
46 / 1168	63 / 1600	5839	7294	6021	7476	6021	7476
46 / 1168	69 / 1753	5917	7404	6099	7586	6099	7586
46 / 1168	75 / 1905	5995	7514	6177	7696	6177	7696
46 / 1168	81 / 2057	6073	7623	6255	7805	6255	7805
46 / 1168	87 / 2210	6152	7733	6334	7915	6334	7915

If Switch Style (D, M, N or O) is specified, add 134.

Pricing is continued on the following page.

Xpress

B _ H B W

Height-Adjustable Tapered Meeting Peninsula (Continued)

DIMENSIONS
INCHES / MM

PRICING

1 3/16" (M) (CONTINUED)

SQUARE – END (SE)

D	W	NONE POWERBAR (N) WORKSURFACE FINISH		INTEGRATED POWERBAR (I)		INTEGRATED POWERBAR WITH IEC OUTLET (P)	
		Foundation Laminate	Flintwood	Foundation Laminate	Flintwood	Foundation Laminate	Flintwood
52 / 1321	57 / 1448	5963	7521	6145	7703	6145	7703
52 / 1321	63 / 1600	6048	7639	6230	7821	6048	7639
52 / 1321	69 / 1753	6132	7754	6314	7936	6314	7936
52 / 1321	75 / 1905	6216	7871	6398	8053	6398	8053
52 / 1321	81 / 2057	6300	8020	6482	8202	6482	8202
52 / 1321	87 / 2210	6385	8138	6567	8320	6567	8320
58 / 1473	57 / 1448	6064	7860	6246	8042	6246	8042
58 / 1473	63 / 1600	6150	7983	6332	8165	6332	8165
58 / 1473	69 / 1753	6235	8105	6417	8287	6417	8287
58 / 1473	75 / 1905	6320	8227	6502	8409	6502	8409
58 / 1473	81 / 2057	6405	8419	6587	8601	6587	8601
58 / 1473	87 / 2210	6491	8542	6673	8724	6673	8724

LINEAR POWER MODULE – COMPACT 8" (LC) or POWER PILL – QUAD (PQ)

		NONE POWERBAR (N) WORKSURFACE FINISH		INTEGRATED POWERBAR (I)		INTEGRATED POWERBAR WITH IEC OUTLET (P)	
		Foundation Laminate	Flintwood	Foundation Laminate	Flintwood	Foundation Laminate	Flintwood
40 / 1016	69 / 1753	5825	7221	6007	7403	n/a	n/a
40 / 1016	75 / 1905	5898	7323	6080	7505	n/a	n/a
40 / 1016	81 / 2057	5970	7463	6152	7645	n/a	n/a
40 / 1016	87 / 2210	6041	7566	6223	7748	n/a	n/a
46 / 1168	69 / 1753	5917	7404	6099	7586	n/a	n/a
46 / 1168	75 / 1905	5995	7514	6177	7696	n/a	n/a
46 / 1168	81 / 2057	6073	7623	6255	7805	n/a	n/a
46 / 1168	87 / 2210	6152	7733	6334	7915	n/a	n/a
52 / 1321	69 / 1753	6132	7754	6314	7936	n/a	n/a
52 / 1321	75 / 1905	6216	7871	6398	8053	n/a	n/a
52 / 1321	81 / 2057	6300	8020	6482	8202	n/a	n/a
52 / 1321	87 / 2210	6385	8138	6567	8320	n/a	n/a
58 / 1473	69 / 1753	6235	8105	6417	8287	n/a	n/a
58 / 1473	75 / 1905	6320	8227	6502	8409	n/a	n/a
58 / 1473	81 / 2057	6405	8419	6587	8601	n/a	n/a
58 / 1473	87 / 2210	6491	8542	6673	8724	n/a	n/a

If Switch Style (D, M, N or O) is specified, add 134.

Pricing is continued on the following page.

Xpress

B _ H B W

Height-Adjustable Tapered Meeting Peninsula (Continued)

DIMENSIONS INCHES / MM | **PRICING**

1 3/16" (M) (CONTINUED)

LINEAR POWER MODULE – STANDARD 18" (LS)

		NONE POWERBAR (N)		INTEGRATED POWERBAR (I)		INTEGRATED POWERBAR WITH IEC OUTLET (P)	
		WORKSURFACE FINISH					
D	W	Foundation Laminate	Flintwood	Foundation Laminate	Flintwood	Foundation Laminate	Flintwood
40 / 1016	75 / 1905	5898	7323	6080	7505	n/a	n/a
40 / 1016	81 / 2057	5970	7463	6152	7645	n/a	n/a
40 / 1016	87 / 2210	6041	7566	6223	7748	n/a	n/a
46 / 1168	75 / 1905	5995	7514	6177	7696	n/a	n/a
46 / 1168	81 / 2057	6073	7623	6255	7805	n/a	n/a
46 / 1168	87 / 2210	6152	7733	6334	7915	n/a	n/a
52 / 1321	75 / 1905	6216	7871	6398	8053	n/a	n/a
52 / 1321	81 / 2057	6300	8020	6482	8202	n/a	n/a
52 / 1321	87 / 2210	6385	8138	6567	8320	n/a	n/a
58 / 1473	75 / 1905	6320	8227	6502	8409	n/a	n/a
58 / 1473	81 / 2057	6405	8419	6587	8601	n/a	n/a
58 / 1473	87 / 2210	6491	8542	6673	8724	n/a	n/a

If Switch Style (D, M, N or O) is specified, add 134.

Xpress

B _ H P W

Height-Adjustable Diamond Meeting Peninsula

One Table
One Plug

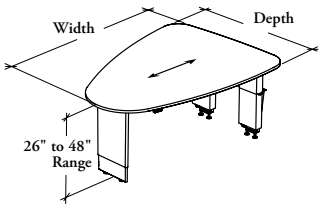

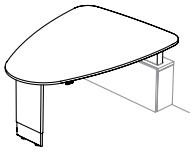

No TV Stand (N)

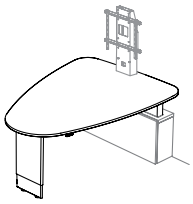

TV Stand Ready (R)

This Height-Adjustable Meeting Peninsula must only be mounted to a Workwall Storage (BHKHW or BSMOBH) and allows to alternate seated and standing positions for dynamic meetings. Perfect for virtual meetings and presentations. The table offers both power and data access for laptops, as well as seamless connectivity to the screen.

WHAT'S INCLUDED

1 worksurface with 1 power module and /or 1 tv stand cut-out (as specified), 1 height-adjustable bevel post leg with levelers, 2 height-adjustable mechanisms with supports, 1 power tray, 1 switch for height-adjustable mechanism (as specified), 1 integrated powerbar (as specified), wire management kit and mounting hardware.

WHAT'S EXCLUDED

Workwall Kneespace Module, Workwall Bookcase, Wall Panels, Power Modules and TV Stand – Meeting Peninsula.

NOTES

Worksurface depth exceeds the Workwall Srorage by 6" on each side. Always ensure clearance with products to allow up and down movement of the mechanism without damaging the adjacent products.

Worksurface width includes the 3" clearance between the surface and the Workwall Storage. For more details, refer to the Application Guide.

For more information about Integrated Powerbar with IEC Outlet (P) option, refer to One Table One Plug Application Guide in Complements: Teknion's Ergonomics & Accessories Programm.

Not all finishes are available as Xpress, Please see Xpress catalogue and/or specification software for details.

PRODUCT OPTIONS

Worksurface Thickness	Depth	Width	TV Stand Ready	Power Module Cut-Out	Powerbar
M 1 3/16"	48, 54, 60	57, 63, 69, 75, 81, 87	**N** No TV Stand **R** TV Stand Ready	**NN** No Cut-Out (Shown) **LC** Linear Power Module – Compact 8" **LS** Linear Power Module – Standard 18" **PQ** Power Pill – Quad **SE** Square – End	**N** None **I** Integrated Power Bar **P** Integrated Power Bar with IEC Outlet

SAMPLE ORDER CODE

BMHPW	48	75	N	NN	N

PRODUCT OPTIONS CONTINUED

Switch		Worksurface Finish	Edge Trim Style	Edge Trim Finish	Support and Hardware Finish
D Display with Up/ Down Memory **F** Toggle Up/Down – Platinum **G** Toggle Up/Down – Crisp Grey **H** Toggle Up/Down – Anthracite	**M** Display Toggle with Memory – Platinum **N** Display Toggle with Memory – Crisp Grey **O** Display Toggle with Memory – Anthracite	Foundation Laminate Flintwood (No Cathedral)	**6** Straight Trim (3mm) **9** Flintwood Flat Trim	Edge Trim Colors (for trim style 6)	Foundation Mica Accent

SAMPLE ORDER CODE CONTINUED

D	2D	6	4D	83

See Pricing on the following page.

Xpress

B _ H P W

Height-Adjustable Diamond Meeting Peninsula (Continued)

1 3/16" (M)

NO CUT-OUT (NN)

DIMENSIONS INCHES / MM		PRICING					
		NONE POWERBAR (N)		INTEGRATED POWERBAR (I)		INTEGRATED POWERBAR WITH IEC OUTLET (P)	
		WORKSURFACE FINISH					
D	W	Foundation Laminate	Flintwood	Foundation Laminate	Flintwood	Foundation Laminate	Flintwood
48 / 1219	57 / 1448	5760	7183	5942	7365	n/a	n/a
48 / 1219	63 / 1600	5839	7294	6021	7476	n/a	n/a
48 / 1219	69 / 1753	5917	7404	6099	7586	n/a	n/a
48 / 1219	75 / 1905	5995	7514	6177	7696	n/a	n/a
48 / 1219	81 / 2057	6073	7623	6255	7805	n/a	n/a
48 / 1219	87 / 2210	6152	7733	6334	7915	n/a	n/a
54 / 1372	57 / 1448	5963	7521	6145	7703	n/a	n/a
54 / 1372	63 / 1600	6048	7639	6230	7821	n/a	n/a
54 / 1372	69 / 1753	6132	7754	6314	7936	n/a	n/a
54 / 1372	75 / 1905	6216	7871	6398	8053	n/a	n/a
54 / 1372	81 / 2057	6300	8020	6482	8202	n/a	n/a
54 / 1372	87 / 2210	6385	8138	6567	8320	n/a	n/a
60 / 1524	57 / 1448	6064	n/a	6246	n/a	n/a	n/a
60 / 1524	63 / 1600	6150	n/a	6332	n/a	n/a	n/a
60 / 1524	69 / 1753	6235	n/a	6417	n/a	n/a	n/a
60 / 1524	75 / 1905	6320	n/a	6502	n/a	n/a	n/a
60 / 1524	81 / 2057	6405	n/a	6587	n/a	n/a	n/a
60 / 1524	87 / 2210	6491	n/a	6673	n/a	n/a	n/a

SQUARE – END (SE)

		NONE POWERBAR (N)		INTEGRATED POWERBAR (I)		INTEGRATED POWERBAR WITH IEC OUTLET (P)	
		WORKSURFACE FINISH					
		Foundation Laminate	Flintwood	Foundation Laminate	Flintwood	Foundation Laminate	Flintwood
48 / 1219	57 / 1448	5760	7183	5942	7365	5942	7365
48 / 1219	63 / 1600	5839	7294	6021	7476	6021	7476
48 / 1219	69 / 1753	5917	7404	6099	7586	6099	7586
48 / 1219	75 / 1905	5995	7514	6177	7696	6177	7696
48 / 1219	81 / 2057	6073	7623	6255	7805	6255	7805
48 / 1219	87 / 2210	6152	7733	6334	7915	6334	7915
54 / 1372	57 / 1448	5963	7521	6145	7703	6145	7703
54 / 1372	63 / 1600	6048	7639	6230	7821	6230	7821
54 / 1372	69 / 1753	6132	7754	6314	7936	6314	7936
54 / 1372	75 / 1905	6216	7871	6398	8053	6398	8053
54 / 1372	81 / 2057	6300	8020	6482	8202	6482	8202
54 / 1372	87 / 2210	6385	8138	6567	8320	6567	8320
60 / 1524	57 / 1448	6064	n/a	6246	n/a	6246	n/a
60 / 1524	63 / 1600	6150	n/a	6332	n/a	6332	n/a
60 / 1524	69 / 1753	6235	n/a	6417	n/a	6417	n/a
60 / 1524	75 / 1905	6320	n/a	6502	n/a	6502	n/a
60 / 1524	81 / 2057	6405	n/a	6587	n/a	6587	n/a
60 / 1524	87 / 2210	6491	n/a	6673	n/a	6673	n/a

If Switch Style (D, M, N or O) is specified, add 134.

Pricing is continued on the following page.

Xpress

B _ H P W

Height-Adjustable Diamond Meeting Peninsula (Continued)

DIMENSIONS
INCHES / MM

PRICING

1 3/16" (M) (CONTINUED)

LINEAR POWER MODULE – COMPACT 8" (LC) or POWER PILL – QUAD (PQ)

D	W	NONE POWERBAR (N) WORKSURFACE FINISH		INTEGRATED POWERBAR (I)		INTEGRATED POWERBAR WITH IEC OUTLET (P)	
		Foundation Laminate	Flintwood	Foundation Laminate	Flintwood	Foundation Laminate	Flintwood
48 / 1219	69 / 1753	5917	7404	6099	7586	n/a	n/a
48 / 1219	75 / 1905	5995	7514	6177	7696	n/a	n/a
48 / 1219	81 / 2057	6073	7623	6255	7805	n/a	n/a
48 / 1219	87 / 2210	6152	7733	6334	7915	n/a	n/a
54 / 1372	69 / 1753	6132	7754	6314	7936	n/a	n/a
54 / 1372	75 / 1905	6216	7871	6398	8053	n/a	n/a
54 / 1372	81 / 2057	6300	8020	6482	8202	n/a	n/a
54 / 1372	87 / 2210	6385	8138	6567	8320	n/a	n/a
60 / 1524	69 / 1753	6235	n/a	6417	n/a	n/a	n/a
60 / 1524	75 / 1905	6320	n/a	6502	n/a	n/a	n/a
60 / 1524	81 / 2057	6405	n/a	6587	n/a	n/a	n/a
60 / 1524	87 / 2210	6491	n/a	6673	n/a	n/a	n/a

LINEAR POWER MODULE – STANDARD 18" (LS)

		NONE POWERBAR (N) WORKSURFACE FINISH		INTEGRATED POWERBAR (I)		INTEGRATED POWERBAR WITH IEC OUTLET (P)	
		Foundation Laminate	Flintwood	Foundation Laminate	Flintwood	Foundation Laminate	Flintwood
48 / 1219	75 / 1905	5995	7514	6177	7696	n/a	n/a
48 / 1219	81 / 2057	6073	7623	6255	7805	n/a	n/a
48 / 1219	87 / 2210	6152	7733	6334	7915	n/a	n/a
54 / 1372	75 / 1905	6216	7871	6398	8053	n/a	n/a
54 / 1372	81 / 2057	6300	8020	6482	8202	n/a	n/a
54 / 1372	87 / 2210	6385	8138	6567	8320	n/a	n/a
60 / 1524	75 / 1905	6320	n/a	6502	n/a	n/a	n/a
60 / 1524	81 / 2057	6405	n/a	6587	n/a	n/a	n/a
60 / 1524	87 / 2210	6491	n/a	6673	n/a	n/a	n/a

If Switch Style (D, M, N or O) is specified, add 134.

Xpress

B C _ F R

Fixed Rectangular Meeting Peninsula

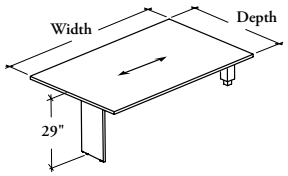

Support Styles



Blade Leg (K)



Bevel Post Leg (L)



Monopod Base (M)

Mounting Styles

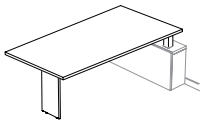

Mid-Height Support (K)

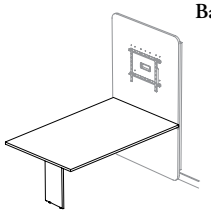

Media Wall (M)

This 29" fixed-height meeting peninsula must only be mounted on a Workwall Srorage (BHKHF, BHKFW, BSMOBW) or a Media Wall (BCMW). Perfect for virtual meetings and presentations. The table offers both power and data access for laptops, as well as seamless connectivity to the screen.

WHAT'S INCLUDED

1 worksurface, 2 worksurface supports for workwall storage, 29" fixed-height support(s) with levelers (as specified), reinforcing bars, 1 power module and/or 1 tv-stand cut-out (as specified), wire mangement clips, and mounting hardware.

WHAT'S EXCLUDED

Workwall Kneespace Modules, Workwall Bookcase, Media Wall, Power Modules and TV Stand – Meeting Peninsula.

NOTES

When Worksurface Thickness (V) opion is specified, the Radius (R) Corner Detail is **not** available.

When Worksurface Thickness (V) option is specified, only Edge Trim Style (F) option is available.

When Worksurface Thickness (M) option is specified, the Edge Trim Styles (6 or 9) options are available.

Leg Back & Hardware finish and Leg Front finish can be specified with Blade Leg (K) option only.

Support & Hardware finish can be specified with Support Styles (L or M) only.

When Media Wall (M) option is specified, only No TV Stand (N) option is available.

When Edge Trim Style (6) is specified, **not** all Edge Trim Colors are available. Refer to the finish page of the Application Guide for details.

Not all finishes are available as Xpress, Please see Xpress catalogue and/or specification software for details.

PRODUCT OPTIONS

Worksurface Thickness	Mounting Style (Not Included)	Depth	Width	Height	Corner Detail	Support Style	TV Stand Ready
M 1 3/16"	**K** Mid-Height Support	36, 42, 48	60, 66, 72, 78, 84, 90	29	**R** Radius	**K** Blade Leg	**N** No TV Stand
V 1 3/16" Knife Edge	**M** Media Wall				**S** Straight (Shown)	**L** Bevel Post Leg (Shown)	**R** TV Stand Ready
						M Monopod Base	

SAMPLE ORDER CODE

BCMFR	K	42	72	29	R	L	N

PRODUCT OPTIONS CONTINUED

Power Module Cut-Out	Worksurface Finish	Edge Trim Style	Edge Trim Finish	Support and Hardware Finish (If Applicable)	Leg Back and Hardware Finish (If Applicable)	Leg Front Finish (If Applicable)
NN No Cut-Out (Shown)	Foundation Laminate	**6** Straight Trim (3mm)	Edge Trim Colors for trim style 6 or F)	Foundation	Foundation	Foundation
LC Linear Power Module – Compact 8"	Flintwood (No Cathedral)	**9** Flintwood Flat Trim		Mica	Mica	Mica
LS Linear Power Module – Standard 18"		**F** Full Edge Trim		Accent	Accent	Accent
PQ Power Pill – Quad						
SE Square – End						

SAMPLE ORDER CODE CONTINUED

NN	2D	6	4D	83		

See Pricing on the following page.

Xpress

B C _ F R

Fixed Rectangular Meeting Peninsula (Continued)

DIMENSIONS – INCHES
FOR MM X BY 25.4

PRICING

1 3/16" (M)

MID-HEIGHT SUPPORT (K)

BEVEL POST LEG (L) | BLADE LEG (K) | MONOPOD BASE (M)

POWER MODULE CUT-OUT (NN) or (SE)

WORKSURFACE FINISH

D	W	H	Foundation Laminate	Flintwood	Foundation Laminate	Flintwood	Foundation Laminate	Flintwood
36	60	29	1312	2333	1541	2560	1759	2779
36	66	29	1387	2458	1615	2685	1834	2904
36	72	29	1463	2492	1691	2720	1909	2938
36	78	29	1534	2608	1763	2836	1980	3054
36	84	29	1598	2822	1826	3049	2045	3268
36	90	29	1664	2933	1892	3161	2110	3379
42	60	29	1405	2549	1633	2777	1851	2995
42	66	29	1487	2685	1715	2913	1933	3131
42	72	29	1569	2776	1797	3004	2016	3222
42	78	29	1646	2906	1875	3134	2094	3352
42	84	29	1717	3079	1945	3307	2163	3526
42	90	29	1790	3204	2018	3432	2236	3650
48	60	29	1497	2765	1724	2993	1943	3212
48	66	29	1586	2913	1814	3141	2032	3359
48	72	29	1674	3060	1903	3288	2122	3507
48	78	29	1759	3203	1987	3431	2206	3649
48	84	29	1836	3337	2063	3566	2282	3785
48	90	29	1915	3475	2142	3703	2361	3922

POWER MODULE CUT-OUT (LC, LS or PQ)

WORKSURFACE FINISH

			Foundation Laminate	Flintwood	Foundation Laminate	Flintwood	Foundation Laminate	Flintwood
36	72	29	1463	2492	1691	2720	1909	2938
36	78	29	1534	2608	1763	2836	1980	3054
36	84	29	1598	2822	1826	3049	2045	3268
36	90	29	1664	2933	1892	3161	2110	3379
42	72	29	1569	2776	1797	3004	2016	3222
42	78	29	1646	2906	1875	3134	2094	3352
42	84	29	1717	3079	1945	3307	2163	3526
42	90	29	1790	3204	2018	3432	2236	3650
48	72	29	1674	3060	1903	3288	2122	3507
48	78	29	1759	3203	1987	3431	2206	3649
48	84	29	1836	3337	2063	3566	2282	3785
48	90	29	1915	3475	2142	3703	2361	3922

Pricing is continued on the following page.

Xpress

B C _ F R

Fixed Rectangular Meeting Peninsula (Continued)

DIMENSIONS – INCHES
FOR MM X BY 25.4

PRICING

1 3/16" (M) (CONTINUED)

MEDIA WALL (M)

			BEVEL POST LEG (L)		BLADE LEG (K)		MONOPOD BASE (M)	
			POWER MODULE CUT-OUT (NN) or (SE)					
			WORKSURFACE FINISH					
D	W	H	Foundation Laminate	Flintwood	Foundation Laminate	Flintwood	Foundation Laminate	Flintwood
42	60	29	1405	2549	1633	2777	1851	2995
42	66	29	1487	2685	1715	2913	1933	3131
42	72	29	1569	2776	1797	3004	2016	3222
42	78	29	1646	2906	1875	3134	2094	3352
42	84	29	1717	3079	1945	3307	2163	3526
42	90	29	1790	3204	2018	3432	2236	3650
48	60	29	1497	2765	1724	2993	1943	3212
48	66	29	1586	2913	1814	3141	2032	3359
48	72	29	1674	3060	1903	3288	2122	3507
48	78	29	1759	3203	1987	3431	2206	3649
48	84	29	1836	3337	2063	3566	2282	3785
48	90	29	1915	3475	2142	3703	2361	3922
			POWER MODULE CUT-OUT (LC, LS or PQ)					
			WORKSURFACE FINISH					
			Foundation Laminate	Flintwood	Foundation Laminate	Flintwood	Foundation Laminate	Flintwood
42	72	29	1569	2776	1797	3004	2016	3222
42	78	29	1646	2906	1875	3134	2094	3352
42	84	29	1717	3079	1945	3307	2163	3526
42	90	29	1790	3204	2018	3432	2236	3650
48	72	29	1674	3060	1903	3288	2122	3507
48	78	29	1759	3203	1987	3431	2206	3649
48	84	29	1836	3337	2063	3566	2282	3785
48	90	29	1915	3475	2142	3703	2361	3922

1 3/16" KNIFE EDGE (V)

MID-HEIGHT SUPPORT (K)

			BEVEL POST LEG (L)		BLADE LEG (K)		MONOPOD BASE (M)	
			POWER MODULE CUT-OUT (NN) or (SE)					
			WORKSURFACE FINISH					
			Foundation Laminate	Flintwood	Foundation Laminate	Flintwood	Foundation Laminate	Flintwood
36	60	29	1453	n/a	1682	n/a	1900	n/a
36	66	29	1539	n/a	1767	n/a	1985	n/a
36	72	29	1626	n/a	1853	n/a	2072	n/a
36	78	29	1708	n/a	1935	n/a	2154	n/a
36	84	29	1782	n/a	2010	n/a	2228	n/a
36	90	29	1858	n/a	2086	n/a	2305	n/a
42	60	29	1551	n/a	1778	n/a	1997	n/a
42	66	29	1643	n/a	1872	n/a	2089	n/a
42	72	29	1737	n/a	1965	n/a	2183	n/a
42	78	29	1825	n/a	2053	n/a	2271	n/a
42	84	29	1906	n/a	2134	n/a	2352	n/a
42	90	29	1990	n/a	2217	n/a	2436	n/a

Pricing is continued on the following page.

Xpress

B C _ F R

Fixed Rectangular Meeting Peninsula (Continued)

DIMENSIONS – INCHES
FOR MM X BY 25.4

PRICING

1 3/16" KNIFE EDGE (V) (CONTINUED)

MID-HEIGHT SUPPORT (K)

BEVEL POST LEG (L) | **BLADE LEG (K)** | **MONOPOD BASE (M)**

POWER MODULE CUT-OUT (NN) or (SE)

WORKSURFACE FINISH

D	W	H	Foundation Laminate	Flintwood	Foundation Laminate	Flintwood	Foundation Laminate	Flintwood
48	60	29	1647	n/a	1876	n/a	2095	n/a
48	66	29	1748	n/a	1976	n/a	2194	n/a
48	72	29	1848	n/a	2076	n/a	2294	n/a
48	78	29	1943	n/a	2170	n/a	2389	n/a
48	84	29	2030	n/a	2259	n/a	2476	n/a
48	90	29	2121	n/a	2348	n/a	2567	n/a

POWER MODULE CUT-OUT (LC, LS or PQ)

WORKSURFACE FINISH

			Foundation Laminate	Flintwood	Foundation Laminate	Flintwood	Foundation Laminate	Flintwood
36	72	29	1626	n/a	1853	n/a	2072	n/a
36	78	29	1708	n/a	1935	n/a	2154	n/a
36	84	29	1782	n/a	2010	n/a	2228	n/a
36	90	29	1858	n/a	2086	n/a	2305	n/a
42	72	29	1737	n/a	1965	n/a	2183	n/a
42	78	29	1825	n/a	2053	n/a	2271	n/a
42	84	29	1906	n/a	2134	n/a	2352	n/a
42	90	29	1990	n/a	2217	n/a	2436	n/a
48	72	29	1848	n/a	2076	n/a	2294	n/a
48	78	29	1943	n/a	2170	n/a	2389	n/a
48	84	29	2030	n/a	2259	n/a	2476	n/a
48	90	29	2121	n/a	2348	n/a	2567	n/a

MEDIA WALL (M)

BEVEL POST LEG (L) | **BLADE LEG (K)** | **MONOPOD BASE (M)**

POWER MODULE CUT-OUT (NN) or (SE)

WORKSURFACE FINISH

			Foundation Laminate	Flintwood	Foundation Laminate	Flintwood	Foundation Laminate	Flintwood
42	60	29	1551	n/a	1778	n/a	1997	n/a
42	66	29	1643	n/a	1872	n/a	2089	n/a
42	72	29	1737	n/a	1965	n/a	2183	n/a
42	78	29	1825	n/a	2053	n/a	2271	n/a
42	84	29	1906	n/a	2134	n/a	2352	n/a
42	90	29	1990	n/a	2217	n/a	2436	n/a
48	60	29	1647	n/a	1876	n/a	2095	n/a
48	66	29	1748	n/a	1976	n/a	2194	n/a
48	72	29	1848	n/a	2076	n/a	2294	n/a
48	78	29	1943	n/a	2170	n/a	2389	n/a
48	84	29	2030	n/a	2259	n/a	2476	n/a
48	90	29	2121	n/a	2348	n/a	2567	n/a

Pricing is continued on the following page.

Xpress

B C _ F R

Fixed Rectangular Meeting Peninsula (Continued)

DIMENSIONS – INCHES
FOR MM X BY 25.4

PRICING

1 3/16" (M) (CONTINUED)

MEDIA WALL (M)

			BEVEL POST LEG (L)		BLADE LEG (K)		MONOPOD BASE (M)	
			POWER MODULE CUT-OUT (LC, LS or PQ)					
			WORKSURFACE FINISH					
D	W	H	Foundation Laminate	Flintwood	Foundation Laminate	Flintwood	Foundation Laminate	Flintwood
42	72	29	1737	n/a	1965	n/a	2183	n/a
42	78	29	1825	n/a	2053	n/a	2271	n/a
42	84	29	1906	n/a	2134	n/a	2352	n/a
42	90	29	1990	n/a	2217	n/a	2436	n/a
48	72	29	1848	n/a	2076	n/a	2294	n/a
48	78	29	1943	n/a	2170	n/a	2389	n/a
48	84	29	2030	n/a	2259	n/a	2476	n/a
48	90	29	2121	n/a	2348	n/a	2567	n/a

Xpress

B C _ F D
Fixed D-Shape Meeting Peninsula

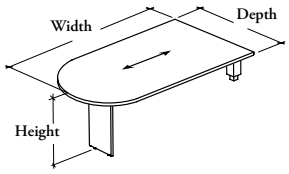

Support Styles

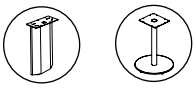

Bevel Post Leg (L) | Monopod Base (M)

Mounting Styles

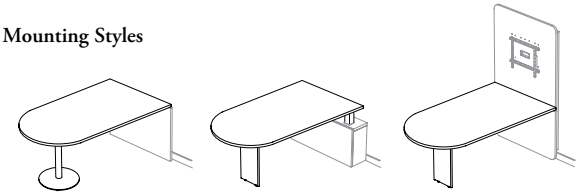

Freestanding Gable (G) | Mid-Height Support (K) | Media Wall (M)

This fixed-height meeting peninsula must only be mounted on a Workwall Srorage (BHKHF, BHKFW or BSMOBW), a Gable for Fixed Meeting Peninsula (BC_G) or a Media Wall (BCMW). Perfect for virtual meetings and presentations. The table offers both power and data access for laptops, as well as seamless connectivity to the screen.

WHAT'S INCLUDED
1 worksurface, 2 worksurface supports for workwall storage, fixed-height support(s) with levelers (as specified), reinforcing bars, 1 power module and/or 1 tv-stand cut-out (as specified), 1 power module cover (42" h only), wire mangement clips, and mounting hardware.

WHAT'S EXCLUDED
Workwall Kneespace Modules, Workwall Bookcase, Gable for Fixed Meeting Peninsula, Media Wall, Power Modules and TV Stand – Meeting Peninsula.

NOTES
When Media Wall (M) option is specified, only No TV Stand (N) option is available.

When Edge Trim Style (6) is specified, **not** all Edge Trim Colors are available. Refer to the finish page of the Application Guide for details.

Not all finishes are available as Xpress, Please see Xpress catalogue and/or specification software for details.

PRODUCT OPTIONS

Worksurface Thickness	Mounting Style (Not Included)	Depth	Width	Height	Support Style
M 1 3/16"	**G** Freestanding Gable	36, 42, 48, 54, 60	60, 66, 72, 78, 84, 90	29 (Shown), 42	**L** Bevel Post Leg (Shown)
	K Mid-Height Support				**M** Monopod Base
	M Media Wall				

SAMPLE ORDER CODE

BCMFD	M	42	72	29	L

PRODUCT OPTIONS CONTINUED

TV Stand Ready	Power Module Cut-Out	Worksurface Finish	Edge Trim Style	Edge Trim Finish	Support and Hardware Finish
N No TV Stand	**NN** No Cut-Out (Shown)	Foundation Laminate	**6** Straight Trim (3mm)	Edge Trim Colors for trim style 6)	Foundation
R TV Stand Ready	**LC** Linear Power Module – Compact 8"	Flintwood (No Cathedral)	**9** Flintwood Flat Trim		Mica
	LS Linear Power Module – Standard 18"				Accent
	PQ Power Pill – Quad				
	SE Square – End				

SAMPLE ORDER CODE CONTINUED

R	NN	2D	6	4D	83

See Pricing on the following page.

Xpress

B C _ F D

Fixed D-Shape Meeting Peninsula (Continued)

DIMENSIONS – INCHES
FOR MM X BY 25.4

PRICING

1 3/16" (M)

FREESTANDING GABLE (G)

BEVEL POST LEG (L) — MONOPOD BASE (M)

POWER MODULE CUT-OUT (NN) or (SE)

WORKSURFACE FINISH

D	W	H	Foundation Laminate	Flintwood	Foundation Laminate	Flintwood
36	60	29	n/a	n/a	1602	2622
36	66	29	n/a	n/a	1675	2746
36	72	29	n/a	n/a	1751	2780
36	78	29	n/a	n/a	1823	2897
36	84	29	n/a	n/a	1887	3110
36	90	29	n/a	n/a	1952	3221
42	60	29	n/a	n/a	1693	2837
42	66	29	n/a	n/a	1775	2973
42	72	29	n/a	n/a	1857	3065
42	78	29	n/a	n/a	1935	3194
42	84	29	n/a	n/a	2005	3369
42	90	29	n/a	n/a	2078	3492
48	60	29	n/a	n/a	1785	3053
48	66	29	n/a	n/a	1875	3202
48	72	29	n/a	n/a	1964	3349
48	78	29	n/a	n/a	2048	3491
48	84	29	n/a	n/a	2125	3626
48	90	29	n/a	n/a	2204	3764
54	60	29	n/a	n/a	1904	3356
54	66	29	n/a	n/a	2002	3541
54	72	29	n/a	n/a	2101	3711
54	78	29	n/a	n/a	2193	3920
54	84	29	n/a	n/a	2280	4078
54	90	29	n/a	n/a	2368	4254
60	60	29	n/a	n/a	1995	n/a
60	66	29	n/a	n/a	2100	n/a
60	72	29	n/a	n/a	2205	n/a
60	78	29	n/a	n/a	2305	n/a
60	84	29	n/a	n/a	2398	n/a
60	90	29	n/a	n/a	2493	n/a

POWER MODULE CUT-OUT (LC, LS or PQ)

WORKSURFACE FINISH

			Foundation Laminate	Flintwood	Foundation Laminate	Flintwood
36	72	29	n/a	n/a	1751	2780
36	78	29	n/a	n/a	1823	2897
36	84	29	n/a	n/a	1887	3110
36	90	29	n/a	n/a	1952	3221

Pricing is continued on the following page.

Xpress

B C _ F D

Fixed D-Shape Meeting Peninsula (Continued)

DIMENSIONS – INCHES
FOR MM X BY 25.4

PRICING

1 3/16" (M) (CONTINUED)

FREESTANDING GABLE (G)

BEVEL POST LEG (L) | **MONOPOD BASE (M)**

POWER MODULE CUT-OUT (LC, LS or PQ)

WORKSURFACE FINISH

D	W	H	Foundation Laminate	Flintwood	Foundation Laminate	Flintwood
42	72	29	n/a	n/a	1857	3065
42	78	29	n/a	n/a	1935	3194
42	84	29	n/a	n/a	2005	3369
42	90	29	n/a	n/a	2078	3492
48	72	29	n/a	n/a	1964	3349
48	78	29	n/a	n/a	2048	3491
48	84	29	n/a	n/a	2125	3626
48	90	29	n/a	n/a	2204	3764
54	72	29	n/a	n/a	2101	3711
54	78	29	n/a	n/a	2193	3920
54	84	29	n/a	n/a	2280	4078
54	90	29	n/a	n/a	2368	4254
60	72	29	n/a	n/a	2205	n/a
60	78	29	n/a	n/a	2305	n/a
60	84	29	n/a	n/a	2398	n/a
60	90	29	n/a	n/a	2493	n/a

MID-HEIGHT SUPPORT (K)

BEVEL POST LEG (L) | **MONOPOD BASE (M)**

POWER MODULE CUT-OUT (NN or SE)

WORKSURFACE FINISH

			Foundation Laminate	Flintwood	Foundation Laminate	Flintwood
36	60	29	1312	2333	1759	2779
36	66	29	1387	2458	1834	2904
36	72	29	1463	2492	1909	2938
36	78	29	1534	2608	1980	3054
36	84	29	1598	2822	2045	3268
36	90	29	1664	2933	2110	3379
42	60	29	1405	2549	1851	2995
42	66	29	1487	2685	1933	3131
42	72	29	1569	2776	2016	3222
42	78	29	1646	2906	2094	3352
42	84	29	1717	3079	2163	3526
42	90	29	1790	3204	2236	3650
48	60	29	1497	2765	1943	3212
48	66	29	1586	2913	2032	3359
48	72	29	1674	3060	2122	3507
48	78	29	1759	3203	2206	3649
48	84	29	1836	3337	2282	3785
48	90	29	1915	3475	2361	3922

Pricing is continued on the following page.

Xpress

B C _ F D

Fixed D-Shape Meeting Peninsula (Continued)

DIMENSIONS – INCHES
FOR MM X BY 25.4

PRICING

1 3/16" (M) (CONTINUED)

MID-HEIGHT SUPPORT (K)

BEVEL POST LEG (L) — MONOPOD BASE (M)

POWER MODULE CUT-OUT (NN or SE)

WORKSURFACE FINISH

D	W	H	Foundation Laminate	Flintwood	Foundation Laminate	Flintwood
54	60	29	1615	3068	2061	3514
54	66	29	1714	3252	2160	3698
54	72	29	1812	3423	2259	3869
54	78	29	1905	3632	2351	4078
54	84	29	1992	3790	2438	4236
54	90	29	2080	3964	2526	4411
60	60	29	1707	n/a	2153	n/a
60	66	29	1811	n/a	2257	n/a
60	72	29	1916	n/a	2362	n/a
60	78	29	2017	n/a	2463	n/a
60	84	29	2109	n/a	2555	n/a
60	90	29	2205	n/a	2651	n/a

POWER MODULE CUT-OUT (LC, LS or PQ)

WORKSURFACE FINISH

			Foundation Laminate	Flintwood	Foundation Laminate	Flintwood
36	72	29	1463	2492	1909	2938
36	78	29	1534	2608	1980	3054
36	84	29	1598	2822	2045	3268
36	90	29	1664	2933	2110	3379
42	72	29	1569	2776	2016	3222
42	78	29	1646	2906	2094	3352
42	84	29	1717	3079	2163	3526
42	90	29	1790	3204	2236	3650
48	72	29	1674	3060	2122	3507
48	78	29	1759	3203	2206	3649
48	84	29	1836	3337	2282	3785
48	90	29	1915	3475	2361	3922
54	72	29	1812	3423	2259	3869
54	78	29	1905	3632	2351	4078
54	84	29	1992	3790	2438	4236
54	90	29	2080	3964	2526	4411
60	72	29	1916	n/a	2362	n/a
60	78	29	2017	n/a	2463	n/a
60	84	29	2109	n/a	2555	n/a
60	90	29	2205	n/a	2651	n/a

Pricing is continued on the following page.

Xpress

B C _ F D

Fixed D-Shape Meeting Peninsula (Continued)

DIMENSIONS – INCHES
FOR MM X BY 25.4

PRICING

1 3/16" (M) (CONTINUED)
MEDIA WALL (M)
BEVEL POST LEG (L)
MONOPOD BASE (M)
POWER MODULE CUT-OUT (NN or SE)
WORKSURFACE FINISH

D	W	H	Foundation Laminate	Flintwood	Foundation Laminate	Flintwood
42	60	29	1405	2549	1851	2995
42	66	29	1487	2685	1933	3131
42	72	29	1569	2776	2016	3222
42	78	29	1646	2906	2094	3352
42	84	29	1717	3079	2163	3526
42	90	29	1790	3204	2236	3650
42	60	42	1645	2790	2185	3329
42	66	42	1727	2927	2267	3465
42	72	42	1810	3017	2349	3556
42	78	42	1888	3147	2427	3686
42	84	42	1958	3321	2497	3859
42	90	42	2030	3444	2570	3984
48	60	29	1497	2765	1943	3212
48	66	29	1586	2913	2032	3359
48	72	29	1674	3060	2122	3507
48	78	29	1759	3203	2206	3649
48	84	29	1836	3337	2282	3785
48	90	29	1915	3475	2361	3922
48	60	42	1738	3006	2277	3545
48	66	42	1827	3154	2366	3693
48	72	42	1916	3301	2455	3841
48	78	42	2000	3443	2540	3983
48	84	42	2077	3579	2616	4118
48	90	42	2156	3716	2695	4256
54	60	29	1615	3068	2061	3514
54	66	29	1714	3252	2160	3698
54	72	29	1812	3423	2259	3869
54	78	29	1905	3632	2351	4078
54	84	29	1992	3790	2438	4236
54	90	29	2080	3964	2526	4411
54	60	42	1856	3308	2395	3848
54	66	42	1955	3493	2494	4033
54	72	42	2053	3663	2593	4203
54	78	42	2146	3873	2685	4412
54	84	42	2233	4030	2772	4570
54	90	42	2321	4206	2860	4744
60	60	29	1707	n/a	2153	n/a
60	66	29	1811	n/a	2257	n/a
60	72	29	1916	n/a	2362	n/a
60	78	29	2017	n/a	2463	n/a
60	84	29	2109	n/a	2555	n/a
60	90	29	2205	n/a	2651	n/a

Pricing is continued on the following page.

Xpress

B C _ F D

Fixed D-Shape Meeting Peninsula (Continued)

DIMENSIONS – INCHES
FOR MM X BY 25.4

PRICING

1 3/16" (M) (CONTINUED)

MEDIA WALL (M)

BEVEL POST LEG (L) — MONOPOD BASE (M)

POWER MODULE CUT-OUT (NN or SE)

WORKSURFACE FINISH

D	W	H	Foundation Laminate	Flintwood	Foundation Laminate	Flintwood
60	60	42	1947	n/a	2487	n/a
60	66	42	2052	n/a	2592	n/a
60	72	42	2157	n/a	2696	n/a
60	78	42	2257	n/a	2797	n/a
60	84	42	2350	n/a	2889	n/a
60	90	42	2445	n/a	2985	n/a

POWER MODULE CUT-OUT (LC, LS or PQ)

WORKSURFACE FINISH

			Foundation Laminate	Flintwood	Foundation Laminate	Flintwood
42	72	29	1569	2776	2016	3222
42	78	29	1646	2906	2094	3352
42	84	29	1717	3079	2163	3526
42	90	29	1790	3204	2236	3650
42	72	42	1810	3017	2349	3556
42	78	42	1888	3147	2427	3686
42	84	42	1958	3321	2497	3859
42	90	42	2030	3444	2570	3984
48	72	29	1674	3060	2122	3507
48	78	29	1759	3203	2206	3649
48	84	29	1836	3337	2282	3785
48	90	29	1915	3475	2361	3922
48	72	42	1916	3301	2455	3841
48	78	42	2000	3443	2540	3983
48	84	42	2077	3579	2616	4118
48	90	42	2156	3716	2695	4256
54	72	29	1812	3423	2259	3869
54	78	29	1905	3632	2351	4078
54	84	29	1992	3790	2438	4236
54	90	29	2080	3964	2526	4411
54	72	42	2053	3663	2593	4203
54	78	42	2146	3873	2685	4412
54	84	42	2233	4030	2772	4570
54	90	42	2321	4206	2860	4744
60	72	29	1916	n/a	2362	n/a
60	78	29	2017	n/a	2463	n/a
60	84	29	2109	n/a	2555	n/a
60	90	29	2205	n/a	2651	n/a
60	72	42	2157	n/a	2696	n/a
60	78	42	2257	n/a	2797	n/a
60	84	42	2350	n/a	2889	n/a
60	90	42	2445	n/a	2985	n/a

Xpress

B C _ F T
Fixed Tapered Meeting Peninsula

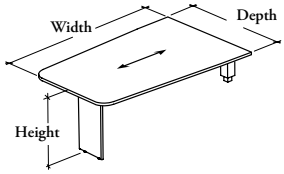

Support Styles

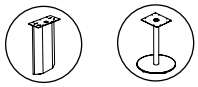

Bevel Post Leg (L) | Monopod Base (M)

Mounting Styles

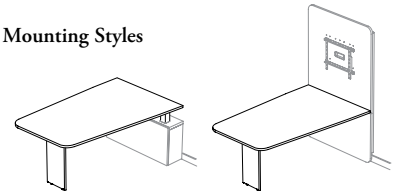

Mid-Height Support (K) | Media Wall (M)

This fixed-height meeting peninsula must only be mounted on a Workwall Srorage (BHKHF, BHKFW or BSMOBW) or a Media Wall (BCMW). Perfect for virtual meetings and presentations. The table offers both power and data access for laptops, as well as seamless connectivity to the screen.

WHAT'S INCLUDED
1 worksurface, 2 worksurface supports for workwall storage, fixed-height support(s) with levelers (as specified), reinforcing bars, 1 power module and/or 1 tv-stand cut-out (as specified), 1 power module cover (42" h only), wire mangement clips, and mounting hardware.

WHAT'S EXCLUDED
Workwall Kneespace Modules, Workwall Bookcase, Media Wall, Power Modules and TV Stand – Meeting Peninsula.

NOTES
When Media Wall (M) option is specified, only No TV Stand (N) option is available.

When Edge Trim Style (6) is specified, **not** all Edge Trim Colors are available. Refer to the finish page of the Application Guide for details.

Not all finishes are available as Xpress, Please see Xpress catalogue and/or specification software for details.

PRODUCT OPTIONS

Worksurface Thickness	Mounting Style (Not Included)	Depth	Width	Height	Support Style
M 1 3/16"	**K** Mid-Height Support **M** Media Wall	42, 48, 54, 60	60, 66, 72, 78, 84, 90	29 (Shown), 42	**L** Bevel Post Leg (Shown) **M** Monopod Base

SAMPLE ORDER CODE

BCMFT	M	42	72	42	L

PRODUCT OPTIONS CONTINUED

TV Stand Ready	Power Module Cut-Out	Worksurface Finish	Edge Trim Style	Edge Trim Finish	Support and Hardware Finish
N No TV Stand **R** TV Stand Ready	**NN** No Cut-Out (Shown) **LC** Linear Power Module – Compact 8" **LS** Linear Power Module – Standard 18" **PQ** Power Pill – Quad **SE** Square – End	Foundation Laminate Flintwood (No Cathedral)	**6** Straight Trim (3mm) **9** Flintwood Flat Trim	Edge Trim Colors for trim style 6)	Foundation Mica Accent

SAMPLE ORDER CODE CONTINUED

R	NN	2D	6	4D	83

See Pricing on the following page.

Xpress

B C _ F T

Fixed Tapered Meeting Peninsula (Continued)

DIMENSIONS – INCHES
FOR MM X BY 25.4

PRICING

1 3/16" (M)

MID-HEIGHT SUPPORT (K)

BEVEL POST LEG (L) — MONOPOD BASE (M)

POWER MODULE CUT-OUT (NN) or (SE)

WORKSURFACE FINISH

D	W	H	Foundation Laminate	Flintwood	Foundation Laminate	Flintwood
42	60	29	1405	2549	1851	2995
42	66	29	1487	2685	1933	3131
42	72	29	1569	2776	2016	3222
42	78	29	1646	2906	2094	3352
42	84	29	1717	3079	2163	3526
42	90	29	1790	3204	2236	3650
48	60	29	1497	2765	1943	3212
48	66	29	1586	2913	2032	3359
48	72	29	1674	3060	2122	3507
48	78	29	1759	3203	2206	3649
48	84	29	1836	3337	2282	3785
48	90	29	1915	3475	2361	3922
54	60	29	1615	3068	2061	3514
54	66	29	1714	3252	2160	3698
54	72	29	1812	3423	2259	3869
54	78	29	1905	3632	2351	4078
54	84	29	1992	3790	2438	4236
54	90	29	2080	3964	2526	4411
60	60	29	1707	n/a	2153	n/a
60	66	29	1811	n/a	2257	n/a
60	72	29	1916	n/a	2362	n/a
60	78	29	2017	n/a	2463	n/a
60	84	29	2109	n/a	2555	n/a
60	90	29	2205	n/a	2651	n/a

POWER MODULE CUT-OUT (LC, LS or PQ)

WORKSURFACE FINISH

			Foundation Laminate	Flintwood	Foundation Laminate	Flintwood
42	72	29	1569	2776	2016	3222
42	78	29	1646	2906	2094	3352
42	84	29	1717	3079	2163	3526
42	90	29	1790	3204	2236	3650
48	72	29	1674	3060	2122	3507
48	78	29	1759	3203	2206	3649
48	84	29	1836	3337	2282	3785
48	90	29	1915	3475	2361	3922
54	72	29	1812	3423	2259	3869
54	78	29	1905	3632	2351	4078
54	84	29	1992	3790	2438	4236
54	90	29	2080	3964	2526	4411

Pricing is continued on the following page.

Xpress

B C _ F T

Fixed Tapered Meeting Peninsula (Continued)

DIMENSIONS – INCHES
FOR MM X BY 25.4

PRICING

1 3/16" (M) (CONTINUED)

MID-HEIGHT SUPPORT (K)

BEVEL POST LEG (L) — **MONOPOD BASE (M)**

POWER MODULE CUT-OUT (LC, LS or PQ)

WORKSURFACE FINISH

D	W	H	Foundation Laminate	Flintwood	Foundation Laminate	Flintwood
60	72	29	1916	n/a	2362	n/a
60	78	29	2017	n/a	2463	n/a
60	84	29	2109	n/a	2555	n/a
60	90	29	2205	n/a	2651	n/a

MEDIA WALL (M)

BEVEL POST LEG (L) — **MONOPOD BASE (M)**

POWER MODULE CUT-OUT (NN or SE)

WORKSURFACE FINISH

			Foundation Laminate	Flintwood	Foundation Laminate	Flintwood
42	60	29	1405	2549	1851	2995
42	66	29	1487	2685	1933	3131
42	72	29	1569	2776	2016	3222
42	78	29	1646	2906	2094	3352
42	84	29	1717	3079	2163	3526
42	90	29	1790	3204	2236	3650
42	60	42	1645	2790	2185	3329
42	66	42	1727	2927	2267	3465
42	72	42	1810	3017	2349	3556
42	78	42	1888	3147	2427	3686
42	84	42	1958	3321	2497	3859
42	90	42	2030	3444	2570	3984
48	60	29	1497	2765	1943	3212
48	66	29	1586	2913	2032	3359
48	72	29	1674	3060	2122	3507
48	78	29	1759	3203	2206	3649
48	84	29	1836	3337	2282	3785
48	90	29	1915	3475	2361	3922
48	60	42	1738	3006	2277	3545
48	66	42	1827	3154	2366	3693
48	72	42	1916	3301	2455	3841
48	78	42	2000	3443	2540	3983
48	84	42	2077	3579	2616	4118
48	90	42	2156	3716	2695	4256
54	60	29	1615	3068	2061	3514
54	66	29	1714	3252	2160	3698
54	72	29	1812	3423	2259	3869
54	78	29	1905	3632	2351	4078
54	84	29	1992	3790	2438	4236
54	90	29	2080	3964	2526	4411

Pricing is continued on the following page.

Xpress

B C _ F T

Fixed Tapered Meeting Peninsula (Continued)

DIMENSIONS – INCHES
FOR MM X BY 25.4

PRICING

1 3/16" (M) (CONTINUED)

MEDIA WALL (M)
BEVEL POST LEG (L)
POWER MODULE CUT-OUT (NN or SE)
WORKSURFACE FINISH

D	W	H	Foundation Laminate	Flintwood	Foundation Laminate	Flintwood
					MONOPOD BASE (M)	
54	60	42	1856	3308	2395	3848
54	66	42	1955	3493	2494	4033
54	72	42	2053	3663	2593	4203
54	78	42	2146	3873	2685	4412
54	84	42	2233	4030	2772	4570
54	90	42	2321	4206	2860	4744
60	60	29	1707	n/a	2153	n/a
60	66	29	1811	n/a	2257	n/a
60	72	29	1916	n/a	2362	n/a
60	78	29	2017	n/a	2463	n/a
60	84	29	2109	n/a	2555	n/a
60	90	29	2205	n/a	2651	n/a
60	60	42	1947	n/a	2487	n/a
60	66	42	2052	n/a	2592	n/a
60	72	42	2157	n/a	2696	n/a
60	78	42	2257	n/a	2797	n/a
60	84	42	2350	n/a	2889	n/a
60	90	42	2445	n/a	2985	n/a

MEDIA WALL (M)
BEVEL POST LEG (L)
POWER MODULE CUT-OUT (LC, LS or PQ)
WORKSURFACE FINISH

			Foundation Laminate	Flintwood	Foundation Laminate	Flintwood
					MONOPOD BASE (M)	
42	72	29	1569	2776	2016	3222
42	78	29	1646	2906	2094	3352
42	84	29	1717	3079	2163	3526
42	90	29	1790	3204	2236	3650
42	72	42	1810	3017	2349	3556
42	78	42	1888	3147	2427	3686
42	84	42	1958	3321	2497	3859
42	90	42	2030	3444	2570	3984
48	72	29	1674	3060	2122	3507
48	78	29	1759	3203	2206	3649
48	84	29	1836	3337	2282	3785
48	90	29	1915	3475	2361	3922
48	72	42	1916	3301	2455	3841
48	78	42	2000	3443	2540	3983
48	84	42	2077	3579	2616	4118
48	90	42	2156	3716	2695	4256

Pricing is continued on the following page.

Xpress

B C _ F T

Fixed Tapered Meeting Peninsula (Continued)

DIMENSIONS – INCHES
FOR MM X BY 25.4

PRICING

1 3/16" (M) (CONTINUED)

MEDIA WALL (M)

BEVEL POST LEG (L)

MONOPOD BASE (M)

POWER MODULE CUT-OUT (LC, LS or PQ)

WORKSURFACE FINISH

D	W	H	Foundation Laminate	Flintwood	Foundation Laminate	Flintwood
54	72	29	1812	3423	2259	3869
54	78	29	1905	3632	2351	4078
54	84	29	1992	3790	2438	4236
54	90	29	2080	3964	2526	4411
54	72	42	2053	3663	2593	4203
54	78	42	2146	3873	2685	4412
54	84	42	2233	4030	2772	4570
54	90	42	2321	4206	2860	4744
60	72	29	1916	n/a	2362	n/a
60	78	29	2017	n/a	2463	n/a
60	84	29	2109	n/a	2555	n/a
60	90	29	2205	n/a	2651	n/a
60	72	42	2157	n/a	2696	n/a
60	78	42	2257	n/a	2797	n/a
60	84	42	2350	n/a	2889	n/a
60	90	42	2445	n/a	2985	n/a

Xpress

B C _ F P
Fixed Diamond Meeting Peninsula

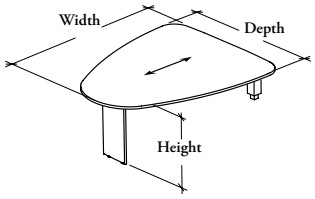

Support Styles



Bevel Post Leg (L)



Monopod Base (M)

Mounting Styles (Not Included)



Mid-Height Support (K)

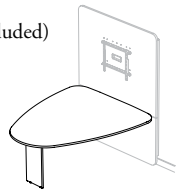

Media Wall (M)

This fixed-height meeting peninsula must only be mounted on a Workwall Srorage (BHKHF, BHKFW or BSMOBW) or a Media Wall (BCMW). Perfect for virtual meetings and presentations. The table offers both power and data access for laptops, as well as seamless connectivity to the screen.

WHAT'S INCLUDED

1 worksurface, 2 worksurface supports for workwall storage, fixed-height support(s) with levelers (as specified), reinforcing bars, 1 power module and/or 1 tv-stand cut-out (as specified), 1 power module cover (42" h only), wire mangement clips, and mounting hardware.

WHAT'S EXCLUDED

Workwall Kneespace Modules, Workwall Bookcase, Media Wall, Power Modules and TV Stand – Meeting Peninsula.

NOTES

When Media Wall (M) option is specified, only No TV Stand (N) option is available.

When Edge Trim Style (6) is specified, **not** all Edge Trim Colors are available. Refer to the finish page of the Application Guide for details.

Not all finishes are available as Xpress, Please see Xpress catalogue and/or specification software for details.

PRODUCT OPTIONS

Worksurface Thickness	Mounting Style (Not Included)	Depth	Width	Height	Support Style
M 1 3/16"	**K** Mid-Height Support **M** Media Wall	48, 54, 60	60, 66, 72, 78, 84, 90	29 (Shown), 42	**L** Bevel Post Leg (Shown) **M** Monopod Base

SAMPLE ORDER CODE

BCMFP	M	48	72	42	L

PRODUCT OPTIONS CONTINUED

TV Stand Ready	Power Module Cut-Out	Worksurface Finish	Edge Trim Style	Edge Trim Finish	Support and Hardware Finish
N No TV Stand **R** TV Stand Ready	**NN** No Cut-Out (Shown) **LC** Linear Power Module – Compact 8" **LS** Linear Power Module – Standard 18" **PQ** Power Pill – Quad **SE** Square – End	Foundation Laminate Flintwood (No Cathedral)	**6** Straight Trim (3mm) **9** Flintwood Flat Trim	Edge Trim Colors for trim style 6)	Foundation Mica Accent

SAMPLE ORDER CODE CONTINUED

R	NN	2D	6	4D	83

See Pricing on the following page.

Xpress

B C _ F P

Fixed Diamond Meeting Peninsula (Continued)

DIMENSIONS – INCHES
FOR MM X BY 25.4

PRICING

1 3/16" (M)

MID-HEIGHT SUPPORT (K)

BEVEL POST LEG (L) — MONOPOD BASE (M)

POWER MODULE CUT-OUT (NN) or (SE)

WORKSURFACE FINISH

D	W	H	Foundation Laminate	Flintwood	Foundation Laminate	Flintwood
48	60	29	1517	2904	1964	3350
48	66	29	1608	3061	2054	3508
48	72	29	1699	3219	2146	3665
48	78	29	1786	3374	2233	3820
48	84	29	1865	3519	2311	3966
48	90	29	1946	3667	2392	4113
54	60	29	1615	3068	2061	3514
54	66	29	1714	3252	2160	3698
54	72	29	1812	3423	2259	3869
54	78	29	1905	3632	2351	4078
54	84	29	1992	3790	2438	4236
54	90	29	2080	3964	2526	4411
60	60	29	1707	n/a	2153	n/a
60	66	29	1811	n/a	2257	n/a
60	72	29	1916	n/a	2362	n/a
60	78	29	2017	n/a	2463	n/a
60	84	29	2109	n/a	2555	n/a
60	90	29	2205	n/a	2651	n/a

POWER MODULE CUT-OUT (LC, LS or PQ)

WORKSURFACE FINISH

			Foundation Laminate	Flintwood	Foundation Laminate	Flintwood
48	72	29	1699	3219	2146	3665
48	78	29	1786	3374	2233	3820
48	84	29	1865	3519	2311	3966
48	90	29	1946	3667	2392	4113
54	72	29	1812	3423	2259	3869
54	78	29	1905	3632	2351	4078
54	84	29	1992	3790	2438	4236
54	90	29	2080	3964	2526	4411
60	72	29	1916	n/a	2362	n/a
60	78	29	2017	n/a	2463	n/a
60	84	29	2109	n/a	2555	n/a
60	90	29	2205	n/a	2651	n/a

Pricing is continued on the following page.

Xpress

B C _ F P

Fixed Diamond Meeting Peninsula (Continued)

DIMENSIONS – INCHES
FOR MM X BY 25.4

PRICING

			1 3/16" (M) (CONTINUED)			
			MEDIA WALL (M)			
			BEVEL POST LEG (L)		MONOPOD BASE (M)	
			POWER MODULE CUT-OUT (NN) or (SE)			
			WORKSURFACE FINISH			
D	W	H	Foundation Laminate	Flintwood	Foundation Laminate	Flintwood
48	60	29	1517	2904	1964	3350
48	66	29	1608	3061	2054	3508
48	72	29	1699	3219	2146	3665
48	78	29	1786	3374	2233	3820
48	84	29	1865	3519	2311	3966
48	90	29	1946	3667	2392	4113
48	60	42	1758	3144	2297	3684
48	66	42	1849	3302	2388	3842
48	72	42	1941	3460	2480	3999
48	78	42	2027	3614	2567	4154
48	84	42	2106	3761	2645	4299
48	90	42	2187	3908	2726	4448
54	60	29	1615	3068	2061	3514
54	66	29	1714	3252	2160	3698
54	72	29	1812	3423	2259	3869
54	78	29	1905	3632	2351	4078
54	84	29	1992	3790	2438	4236
54	90	29	2080	3964	2526	4411
54	60	42	1856	3308	2395	3848
54	66	42	1955	3493	2494	4033
54	72	42	2053	3663	2593	4203
54	78	42	2146	3873	2685	4412
54	84	42	2233	4030	2772	4570
54	90	42	2321	4206	2860	4744
60	60	29	1707	n/a	2153	n/a
60	66	29	1811	n/a	2257	n/a
60	72	29	1916	n/a	2362	n/a
60	78	29	2017	n/a	2463	n/a
60	84	29	2109	n/a	2555	n/a
60	90	29	2205	n/a	2651	n/a
60	60	42	1947	n/a	2487	n/a
60	66	42	2052	n/a	2592	n/a
60	72	42	2157	n/a	2696	n/a
60	78	42	2257	n/a	2797	n/a
60	84	42	2350	n/a	2889	n/a
60	90	42	2445	n/a	2985	n/a

Pricing is continued on the following page.

Xpress

B C _ F P

Fixed Diamond Meeting Peninsula (Continued)

DIMENSIONS – INCHES
FOR MM X BY 25.4

PRICING

1 3/16" (M) (CONTINUED)
MEDIA WALL (M)
BEVEL POST LEG (L)
POWER MODULE CUT-OUT (LC, LS or PQ)
WORKSURFACE FINISH

D	W	H	Foundation Laminate	Flintwood	Foundation Laminate	Flintwood
					MONOPOD BASE (M)	
48	72	29	1699	3219	2146	3665
48	78	29	1786	3374	2233	3820
48	84	29	1865	3519	2311	3966
48	90	29	1946	3667	2392	4113
48	72	42	1941	3460	2480	3999
48	78	42	2027	3614	2567	4154
48	84	42	2106	3761	2645	4299
48	90	42	2187	3908	2726	4448
54	72	29	1812	3423	2259	3869
54	78	29	1905	3632	2351	4078
54	84	29	1992	3790	2438	4236
54	90	29	2080	3964	2526	4411
54	72	42	2053	3663	2593	4203
54	78	42	2146	3873	2685	4412
54	84	42	2233	4030	2772	4570
54	90	42	2321	4206	2860	4744
60	72	29	1916	n/a	2362	n/a
60	78	29	2017	n/a	2463	n/a
60	84	29	2109	n/a	2555	n/a
60	90	29	2205	n/a	2651	n/a
60	72	42	2157	n/a	2696	n/a
60	78	42	2257	n/a	2797	n/a
60	84	42	2350	n/a	2889	n/a
60	90	42	2445	n/a	2985	n/a

Xpress

B C _ G
Gable for Fixed Meeting Peninsula

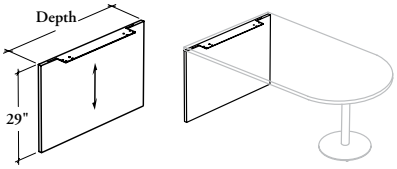

The gable is a alternative to a Workwall Storage or a Media Wall to support a 29" Fixed D-Shape Meeting Peninsula (BC_FD).

WHAT'S INCLUDED
1 solid supported gables, 1 metal mounting bracket, 1 cable pass-through ring (as specified) and mounting hardware.

WHAT'S EXCLUDED
Fixed D-Shape Meeting Peninsula and Cable Pass-Through Cover (If Applicable).

NOTES
Not all finishes are available as Xpress, Please see Xpress catalogue and/or specification software for details.

PRODUCT OPTIONS

Worksurface Thickness	Depth	Cable Pass-Through	Gable Finish	Support & Hardware Finish
M 1 3/16"	36, 42, 48, 54, 60	**Y** Yes **N** No (Shown)	Source Laminate Flintwood (No Cathedral)	Foundation Accent Mica Coordinate Colors

SAMPLE ORDER CODE

BCMG	42	Y	3D	83

DIMENSIONS INCHES / MM

D
36 / 914
42 / 1067
48 / 1219
54 / 1372
60 / 1524

PRICING

1 3/16" (M)	
Source Laminate	Flintwood
294	660
324	739
356	796
386	862
417	n/a

Xpress

B C M W
Media Wall

The Media Wall is always attached to a building wall and facilitates the mounting of a monitor for a digital experience. Can be used standalone or with a Fixed Meeting Peninsula (BC_FR, BC_FD, BC_FT or BC_FP) to complete a meeting space.

WHAT'S INCLUDED
1 solid media wall, 2 peninsula mounting brackets (as specified), 1 tv monitor mount, wire management truff, and mounting hardware.

WHAT'S EXCLUDED
Fixed Meeting Peninsulas (If For Peninsula (F) option is specified only), Metal Shelf – Media Wall and Plug-In Power Bar.

NOTES
The Working Datum Height option must be specified accordingly to attached Peninsula for Media Wall or Standalone Worsurface Height combination with Height-Adjustable Meeting Table, it is recommended to use 42" Working Datum Height.

TV Monitor Mount is finished in Black.

When For Peninsula (F) option is specified, the worksurface bracket matches with the frame finish.

Not all finishes are available as Xpress, Please see Xpress catalogue and/or specification software for details.

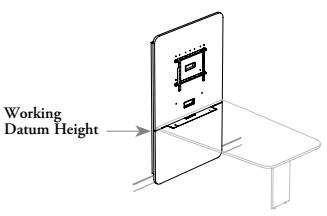

For Peninsula (F) Standalone (S)

PRODUCT OPTIONS

Configuration	Height	Width	Working Datum Height	Corner Detail	Shelf Option	Panel Finish	Frame Finish
F For Peninsula	72, 81	42, 48, 54, 60	29, 42	**R** Radius (Shown)	**M** Metal Shelf Ready	Source Laminate	Foundation
S Standalone				**S** Straight	**N** No Shelf	Flintwood (No Cathedral)	Accent
							Mica
							Coordinate Color

SAMPLE ORDER CODE

BCMW S	72	54	29	S	N	3D	83

DIMENSIONS INCHES / MM

PRICING

1 3/16" (M)

		29" DATUM HEIGHT				42" DATUM HEIGHT			
		STRAIGHT (S)		RADIUS (R)		STRAIGHT (S)		RADIUS (R)	
D	W	Source Laminate	Flintwood	Source Laminate	Flintwood	Source Laminate	Flintwood	Source Laminate	Flintwood
72 / 1829	42 / 1067	1623	3342	1683	3589	n/a	n/a	n/a	n/a
72 / 1829	48 / 1219	1692	3570	1758	3837	n/a	n/a	n/a	n/a
72 / 1829	54 / 1372	1762	3782	1831	4068	n/a	n/a	n/a	n/a
72 / 1829	60 / 1524	1830	n/a	1906	n/a	n/a	n/a	n/a	n/a
81 / 2057	42 / 1067	1684	3494	1747	3756	1684	3494	1747	3756
81 / 2057	48 / 1219	1759	3741	1829	4022	1759	3741	1829	4022
81 / 2057	54 / 1372	1835	3971	1912	4271	1835	3971	1912	4271
81 / 2057	60 / 1524	1910	n/a	1994	n/a	1910	n/a	1994	n/a

Xpress

B C S M W
Metal Shelf – Media Wall

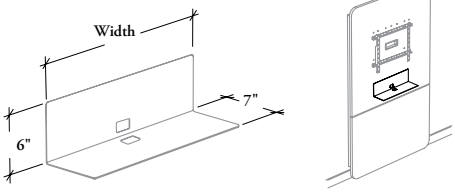

This Metal Shelf provides storage or display space mounted on a Media Wall.

WHAT'S INCLUDED
1 metal shelf and mounting hardware.

WHAT'S EXCLUDED
Media Wall.

NOTES
Only compatible with Media Wall (BCMW).

PRODUCT OPTIONS

Depth	Width	Shelf Finish
7	18, 24, 30	Foundation Accent Mica

SAMPLE ORDER CODE

BCSMW 7	**18**	**52**

DIMENSIONS
INCHES / MM

D	W
7 / 178	18 / 457
7 / 178	24 / 610
7 / 178	30 / 762

PRICING

173
189
205

Xpress

BCTV
TV Stand – Meeting Peninsula

This TV Stand with TV Monitor Mount facilitates the mounting of a monitor for a digital experience.

WHAT'S INCLUDED
1 TV stand with back cover, 1 monitor stand and mounting hardware.

WHAT'S EXCLUDED
Height-Adjustable or Fixed Meeting Peninsulas and Metal Shelf – TV Stand.

NOTES
Can be used with:

– FixedMeeting Peninsulas (BC_FR, BC_FD, BC_FT or BC_FP)
– Height-Adjustable Meeting Peninsulas (B_HRW, B_HDW, B_HBW or B_HPW).

TV Monitor Mount is finished in Black.

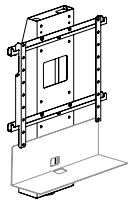

Metal Shelf Ready (M)

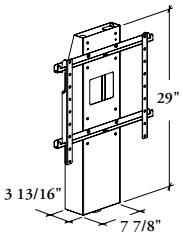

No Shelf (N)

PRODUCT OPTIONS

Shelf Option	Stand Finish
M Metal Shelf Ready	Foundation
N No Shelf	Accent
	Mica

SAMPLE ORDER CODE

BCTV N	**68**

SHELF OPTION	PRICING
M	357
N	357

Xpress

B C S T V
Metal Shelf – TV Stand

This Metal Shelf provides storage or display space mounted on a TV Stand.

WHAT'S INCLUDED
1 metal shelf and mounting hardware.

WHAT'S EXCLUDED
TV Stand.

NOTES
Only compatible with TV Stand – Meeting Peninsula (BCTV).

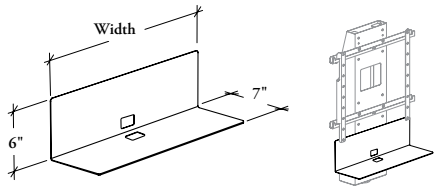

PRODUCT OPTIONS

Depth	Width	Shelf Finish
7	18, 24	Foundation Accent Mica

SAMPLE ORDER CODE

BCSTV 7	**18**	**52**

DIMENSIONS
INCHES / MM

D	W
7 / 178	18 / 457
7 / 178	24 / 610

PRICING

173
189

B C G R L B

Rectangular Writable Glass Meeting Table – Blade Legs

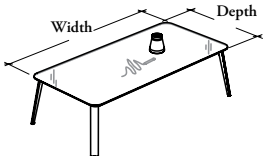

This table is available in many sizes to accommodate diverse numbers of participants and meeting spaces.

WHAT'S INCLUDED
1 writable glass worksurface piece with metal tapered edge, 4 blade legs with levelers, 1 companion marker holder, power cut-out (as specified), 2 dual wire management clips (if applicable), reinforcing bars, and mounting hardware.

WHAT'S EXCLUDED
Power Modules.

NOTES
When Power Module Cut-Out option (NN) is specified, Dual Wire Management Clips are **not** included.

Comes with radius corner only.

PRODUCT OPTIONS

Depth	Width	Power Module Cut-Out	Companion Marker Kit	Worksurface Finish
42, 48	72, 78, 84, 90, 96	**NN** No Cut-Out (Shown) **LC** Linear Power Module – Compact 8" **LS** Linear Power Module – Standard 18" **PQ** Power Pill – Quad	**K** With Companion Kit	Back-Painted

SAMPLE ORDER CODE

BCGRLB 48	**72**	**LS**	**K**	**K1**

PRODUCT OPTIONS CONTINUED

Metal Edge Finish	Leg Back Finish	Leg Front Finish	Companion Finish
Foundation	Foundation	Foundation	Foundation
Accent	Accent	Accent	Accent
Mica	Mica	Mica	Mica

SAMPLE ORDER CODE CONTINUED

60	**60**	**60**	**60**

See Pricing on the following page.

B C G R L B

Rectangular Writable Glass Meeting Table – Blade Legs (Continued)

DIMENSIONS INCHES / MM		PRICING	
D	W	NO CUT-OUT (NN)	WITH POWER MODULE CUT-OUT (LC, LS or PQ)
42 / 1067	72 / 1829	4494	4578
42 / 1067	78 / 1981	4677	4761
42 / 1067	84 / 2134	4852	4934
42 / 1067	90 / 2286	5036	5117
42 / 1067	96 / 2438	5227	5310
48 / 1219	72 / 1829	4819	4903
48 / 1219	78 / 1981	5016	5101
48 / 1219	84 / 2134	5204	5289
48 / 1219	90 / 2286	5405	5487
48 / 1219	96 / 2438	5610	5695

B C G R T B

Rectangular Writable Glass Meeting Table – Blade T-Legs

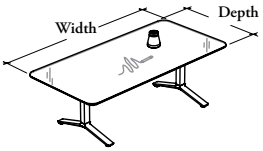

This table is available in many sizes to accommodate diverse numbers of participants and meeting spaces.

WHAT'S INCLUDED
1 writable glass worksurface piece with metal tapered edge, 2 blade t-legs with levelers, 1 companion marker holder, power cut-out (as specified), 2 dual wire management clips (if applicable), reinforcing bars, and mounting hardware.

WHAT'S EXCLUDED
Power Modules.

NOTES
When Power Module Cut-Out option (NN) is specified, Dual Wire Management Clips are **not** included.

Comes with radius corner only.

PRODUCT OPTIONS

Depth	Width	Power Module Cut-Out	Companion Marker Kit
36, 42	72, 78, 84, 90, 96	**NN** No Cut-Out (Shown) **LC** Linear Power Module – Compact 8" **LS** Linear Power Module – Standard 18" **PQ** Power Pill – Quad	**K** With Companion Kit

SAMPLE ORDER CODE

BCGRTB 42	**72**	**LS**	**K**

PRODUCT OPTIONS CONTINUED

Worksurface Finish	Metal Edge Finish	Support Finish	Companion Finish
Back-Painted	Foundation	Foundation	Foundation
	Accent	Accent	Accent
	Mica	Mica	Mica

SAMPLE ORDER CODE CONTINUED

K1	**52**	**52**	**52**

See Pricing on the following page.

B C G R T B

Rectangular Writable Glass Meeting Table – Blade T-Legs (Continued)

DIMENSIONS INCHES / MM		PRICING	
D	W	NO CUT-OUT (NN)	WITH POWER MODULE CUT-OUT (LC, LS or PQ)
36 / 914	72 / 1829	3594	3677
36 / 914	78 / 1981	3763	3846
36 / 914	84 / 2134	3918	4002
36 / 914	90 / 2286	4086	4170
36 / 914	96 / 2438	4263	4346
42 / 1067	72 / 1829	3915	4000
42 / 1067	78 / 1981	4098	4181
42 / 1067	84 / 2134	4271	4356
42 / 1067	90 / 2286	4455	4539
42 / 1067	96 / 2438	4647	4731

B C G S S B

Square Writable Glass Meeting Table – Blade Star Base



This table is available in many sizes to accommodate diverse numbers of participants and meeting spaces.

WHAT'S INCLUDED
1 writable glass worksurface piece with metal tapered edge, 1 blade star base with levelers, 1 companion marker holder, power cut-out (as specified), and mounting hardware.

WHAT'S EXCLUDED
Power Modules.

NOTES
Comes with radius corner only.

This table does **not** accept table accessories.

Only the power modules listed below can be installed on this product.

When a Power Module Cut-Out (LC, PD or PQ) option is specified, the Blade Star Base comes with Wire Management section.

When a Power Module Cut-Out (NN) option is specified, the Blade Star Base comes without Wire Management section.

PRODUCT OPTIONS

Width	Power Module Cut-Out	Companion Marker Kit	Worksurface Finish	Metal Edge Finish	Support Finish	Companion Finish
36, 42, 48	**NN** No Cut-Out (Shown) **LC** Linear Power Module – Compact 8" **PD** Power Pill – Dual **PQ** Power Pill – Quad	**K** With Companion Kit	Back-Painted	Foundation Accent Mica	Foundation Accent Mica	Foundation Accent Mica

SAMPLE ORDER CODE

BCGSSB 42	NN	K	K1	60	60	52

DIMENSIONS
INCHES / MM

W
36 / 914
42 / 1067
48 / 1219

PRICING

NO CUT-OUT (NN)	WITH POWER MODULE CUT-OUT (LC, LS or PQ)
2454	2540
2813	2896
3212	3296

Xpress

BAMHK
Table Companion Marker Kit

Table Companion Marker Kit provides convenient for markers and dry eraser at the bottom.

WHAT'S INCLUDED
1 companion marker holder with integrated dry-erase pad, 3 dry-erase replacement pads, and 4 dry-erase markers (red, blue, green and black).

WHAT'S EXCLUDED
Rectangular or Square Writable Glass Meeting Tables.

NOTES
Interior of the Companion Marker Holder is finished in felt: Carrara only (Loft).

Dry-Erase Pads are finished in felt: Carbon only (Loft).



PRODUCT OPTIONS

Companion Finish
Foundation
Accent
Mica

SAMPLE ORDER CODE

BAMHK 52

PRICING

	162

Xpress

B A M E

Dry-Erase Pads for Companion Marker Holder

A kit of replacement dry-erase pads for Companion Marker Holder.

WHAT'S INCLUDED
3 dry-erase pads for companion marker holder.

WHAT'S EXCLUDED
Companion Marker Holder.

NOTES
Dry-Erase Pads are finished in felt: Carbon only (Loft).



PRODUCT OPTIONS

Quantity
03

SAMPLE ORDER CODE

BAME 03

PRICING

	50

Xpress

B C _ C T
Coffee Table

WHAT'S INCLUDED
1 worksurface piece, 4 angular legs with levelers, and mounting hardware.

NOTES
The 1 9/16" (X) thickness is **not** available in all Foundation Laminate and Edge Trim colors. Refer to the finish page of the Application Guide for details.

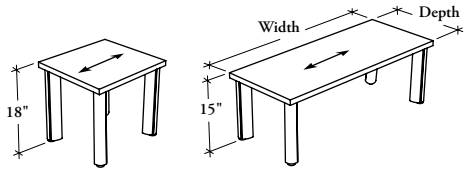

PRODUCT OPTIONS

Worksurface Thickness	Depth	Width	Height	Worksurface Finish	Edge Trim Style	Edge Trim Finish	Support Finish
D 1"	18, 24	18, 24, 30, 36, 42, 48	15, 18	Source Laminate	**6** Straight Trim (3mm)	Edge Trim Colors	Foundation
M 1 3/16"				Foundation Laminate			Mica
X 1 9/16"							

SAMPLE ORDER CODE

BCMCT	18	48	18	LW	6	ST	52

DIMENSIONS – INCHES
FOR MM X BY 25.4

PRICING

			15" HEIGHT			18" HEIGHT		
			1" (D)	1 3/16" (M)	1 9/16" (X)	1" (D)	1 3/16" (M)	1 9/16" (X)
D	W	H	Source Laminate	Foundation Laminate	Foundation Laminate	Source Laminate	Foundation Laminate	Foundation Laminate
18	18	15 / 18	1043	1096	1129	1071	1123	1151
18	24	15 / 18	1060	1128	1168	1078	1149	1191
18	30	15 / 18	1066	1154	1210	1090	1176	1228
18	36	15 / 18	1081	1188	1245	1106	1212	1267
18	42	15 / 18	1095	1215	1285	1115	1240	1306
18	48	15 / 18	1103	1245	1322	1128	1267	1348
24	24	15 / 18	1074	1166	1217	1095	1188	1240
24	30	15 / 18	1081	1200	1265	1106	1223	1288
24	36	15 / 18	1097	1240	1312	1125	1263	1338
24	42	15 / 18	1112	1275	1360	1137	1300	1387
24	48	15 / 18	1127	1312	1410	1151	1338	1435

B A W W
Wall-Mounted Whiteboard

The Wall-Mounted Whiteboard is vertical whiteboard which provides an erasable message board and a marker tray.

WHAT'S INCLUDED
1 whiteboard, 1 marker tray, wall supports, and mounting hardware.

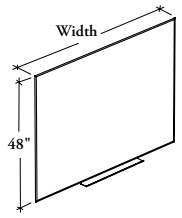

PRODUCT OPTIONS

Width	Height	Marker Tray Finish
36, 48, 60	48	Foundation Mica

SAMPLE ORDER CODE

BAWW 36	**48**	**52**

DIMENSIONS
INCHES / MM

W	H
36 / 914	48 / 1219
48 / 1219	48 / 1219
60 / 1524	48 / 1219

PRICING

Foundation/Mica
1392
1720
2000

BAWMG
Wall-Mounted Glass Markerboard

The Wall-Mounted Markerboard is vertical whiteboard which provides an erasable message board and a pencil tray.

WHAT'S INCLUDED
1 markerboard, 1 pencil tray (as specified), wall supports, 8 rare earth magnets (if applicable), drywall anchors with screws, metal strips with velcro®, 4oz mini pump spray isopropyl alcohol 70% (1 per order) and mounting hardware.

NOTES
When 52" high markerboard is specified, only 48" to 88" widths are available.

Textured finishes in Foundation and Mica colors are **not** available with Top Trim and Pencil Tray Finish.



Magnetic Glass (M)

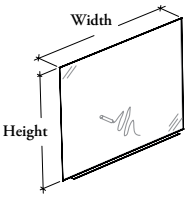

Non-Magnetic Glass (G)

PRODUCT OPTIONS

Markerboard Style	Height	Width	Pencil Tray Option	Glass Finish	Top Trim & Pencil Tray Finish
G Non-Magnetic Glass **M** Magnetic Glass	48, 52	48, 49, 50, 51, 52, 53, 54, 55, 56, 57, 58, 59, 60, 61, 62, 63, 64, 65, 66, 67, 68, 69, 70, 71, 72, 73, 74, 75, 76, 77, 78, 79, 80, 81, 82, 83, 84, 85, 86, 87, 88, 89, 90, 91, 92, 93, 94, 95, 96	**Y** Yes **N** No	Back-Painted	Foundation Mica

SAMPLE ORDER CODE

BAWMG M	48	60	Y	K7	26

DIMENSIONS INCHES / MM

PRICING

H	W	NON-MAGNETIC GLASS (G) NO PENCIL TRAY (N)	NON-MAGNETIC GLASS (G) WITH PENCIL TRAY (Y)	MAGNETIC GLASS (M) NO PENCIL TRAY (N)	MAGNETIC GLASS (M) WITH PENCIL TRAY (Y)
48 / 1219	48 / 1219	1069	1119	1394	1445
48 / 1219	49 / 1245	1135	1188	1479	1533
48 / 1219	50 / 1270	1135	1188	1479	1533
48 / 1219	51 / 1295	1135	1188	1479	1533
48 / 1219	52 / 1321	1197	1254	1561	1619
48 / 1219	53 / 1346	1197	1254	1561	1619
48 / 1219	54 / 1372	1197	1254	1561	1619
48 / 1219	55 / 1397	1263	1323	1650	1709
48 / 1219	56 / 1422	1263	1323	1650	1709
48 / 1219	57 / 1448	1263	1323	1650	1709
48 / 1219	58 / 1473	1325	1388	1733	1796
48 / 1219	59 / 1499	1325	1388	1733	1796
48 / 1219	60 / 1524	1325	1388	1733	1796
48 / 1219	61 / 1549	1389	1457	1818	1883
48 / 1219	62 / 1575	1389	1457	1818	1883
48 / 1219	63 / 1600	1389	1457	1818	1883
48 / 1219	64 / 1626	1454	1525	1903	1973
48 / 1219	65 / 1651	1454	1525	1903	1973
48 / 1219	66 / 1676	1454	1525	1903	1973
48 / 1219	67 / 1702	1517	1590	1985	2060
48 / 1219	68 / 1727	1517	1590	1985	2060
48 / 1219	69 / 1753	1517	1590	1985	2060
48 / 1219	70 / 1778	1581	1659	2071	2147
48 / 1219	71 / 1803	1581	1659	2071	2147
48 / 1219	72 / 1829	1581	1659	2071	2147

Pricing is continued on the following page.

B A W M G

Wall-Mounted Glass Markerboard (Continued)

DIMENSIONS INCHES / MM | **PRICING**

		NON-MAGNETIC GLASS (G)		MAGNETIC GLASS (M)	
H	W	NO PENCIL TRAY (N)	WITH PENCIL TRAY (Y)	NO PENCIL TRAY (N)	WITH PENCIL TRAY (Y)
48 / 1219	73 / 1854	1645	1725	2157	2235
48 / 1219	74 / 1880	1645	1725	2157	2235
48 / 1219	75 / 1905	1645	1725	2157	2235
48 / 1219	76 / 1930	1709	1793	2239	2322
48 / 1219	77/ 1956	1709	1793	2239	2322
48 / 1219	78 / 1981	1709	1793	2239	2322
48 / 1219	79 / 2007	1775	1860	2324	2412
48 / 1219	80 / 2032	1775	1860	2324	2412
48 / 1219	81 / 2057	1775	1860	2324	2412
48 / 1219	82 / 2083	1839	1927	2411	2499
48 / 1219	83 / 2108	1839	1927	2411	2499
48 / 1219	84 / 2134	1839	1927	2411	2499
48 / 1219	85 / 2159	1903	1996	2494	2585
48 / 1219	86 / 2184	1903	1996	2494	2585
48 / 1219	87 / 2210	1903	1996	2494	2585
48 / 1219	88 / 2235	1968	2062	2577	2673
48 / 1219	89 / 2261	1968	2062	2577	2673
48 / 1219	90 / 2286	1968	2062	2577	2673
48 / 1219	91 / 2311	2033	2131	2663	2761
48 / 1219	92 / 2337	2033	2131	2663	2761
48 / 1219	93 / 2362	2033	2131	2663	2761
48 / 1219	94 / 2388	2097	2196	2748	2851
48 / 1219	95 / 2413	2097	2196	2748	2851
48 / 1219	96 / 2438	2097	2196	2748	2851
52 / 1321	48 / 1219	1162	1213	1515	1567
52 / 1321	49 / 1245	1231	1285	1607	1661
52 / 1321	50 / 1270	1231	1285	1607	1661
52 / 1321	51 / 1295	1231	1285	1607	1661
52 / 1321	52 / 1321	1300	1357	1698	1754
52 / 1321	53 / 1346	1300	1357	1698	1754
52 / 1321	54 / 1372	1300	1357	1698	1754
52 / 1321	55 / 1397	1371	1432	1792	1851
52 / 1321	56 / 1422	1371	1432	1792	1851
52 / 1321	57 / 1448	1371	1432	1792	1851
52 / 1321	58 / 1473	1442	1506	1882	1946
52 / 1321	59 / 1499	1442	1506	1882	1946
52 / 1321	60 / 1524	1442	1506	1882	1946
52 / 1321	61 / 1549	1512	1578	1975	2043
52 / 1321	62 / 1575	1512	1578	1975	2043
52 / 1321	63 / 1600	1512	1578	1975	2043
52 / 1321	64 / 1626	1582	1653	2068	2136
52 / 1321	65 / 1651	1582	1653	2068	2136
52 / 1321	66 / 1676	1582	1653	2068	2136
52 / 1321	67 / 1702	1652	1724	2160	2233
52 / 1321	68 / 1727	1652	1724	2160	2233
52 / 1321	69 / 1753	1652	1724	2160	2233
52 / 1321	70 / 1778	1721	1796	2251	2326
52 / 1321	71 / 1803	1721	1796	2251	2326
52 / 1321	72 / 1829	1721	1796	2251	2326
52 / 1321	73 / 1854	1790	1869	2344	2421
52 / 1321	74 / 1880	1790	1869	2344	2421
52 / 1321	75 / 1905	1790	1869	2344	2421

Pricing is continued on the following page.

B A W M G

Wall-Mounted Glass Markerboard (Continued)

DIMENSIONS INCHES / MM		PRICING			
		NON-MAGNETIC GLASS (G)		MAGNETIC GLASS (M)	
H	W	NO PENCIL TRAY (N)	WITH PENCIL TRAY (Y)	NO PENCIL TRAY (N)	WITH PENCIL TRAY (Y)
52 / 1321	76 / 1930	1858	1943	2435	2516
52 / 1321	77/ 1956	1858	1943	2435	2516
52 / 1321	78 / 1981	1858	1943	2435	2516
52 / 1321	79 / 2007	1928	2016	2528	2611
52 / 1321	80 / 2032	1928	2016	2528	2611
52 / 1321	81 / 2057	1928	2016	2528	2611
52 / 1321	82 / 2083	2000	2090	2620	2706
52 / 1321	83 / 2108	2000	2090	2620	2706
52 / 1321	84 / 2134	2000	2090	2620	2706
52 / 1321	85 / 2159	2069	2162	2709	2803
52 / 1321	86 / 2184	2069	2162	2709	2803
52 / 1321	87 / 2210	2069	2162	2709	2803
52 / 1321	88 / 2235	2138	2235	2800	2897
52 / 1321	89 / 2261	n/a	n/a	n/a	n/a
52 / 1321	90 / 2286	n/a	n/a	n/a	n/a
52 / 1321	91 / 2311	n/a	n/a	n/a	n/a
52 / 1321	92 / 2337	n/a	n/a	n/a	n/a
52 / 1321	93 / 2362	n/a	n/a	n/a	n/a
52 / 1321	94 / 2388	n/a	n/a	n/a	n/a
52 / 1321	95 / 2413	n/a	n/a	n/a	n/a
52 / 1321	96 / 2438	n/a	n/a	n/a	n/a

Xpress

B W T T B
Blade T-Leg

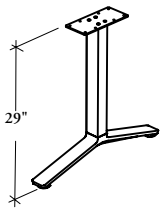

The Blade T-Leg is available for Meeting Tables and is included as an option with specific products.

WHAT'S INCLUDED
1 blade t-leg with levelers, and hardware.

NOTES
Leg height is 29" from the finished floor to the top of the finished worksurface with a leveling range of 1".

The levelers come in Black.

PRODUCT OPTIONS

Wire Management	Height	Support Finish
P With Wire Management	29	Foundation Accent Mica

SAMPLE ORDER CODE

BWTTB P	**29**	**52**

DIMENSIONS INCHES / MM

H
29 / 137

PRICING

743

Xpress

BWTSB
Blade Star Base

This Blade Star Base is available for Meeting Tables and is included as an option with specific products.

WHAT'S INCLUDED
1 blade star base with levelers, wire management (as specified), and hardware.

NOTES
Base height is 29" from the finished floor to the top of the finished worksurface with a leveling range of 1".

The levelers come in Black.

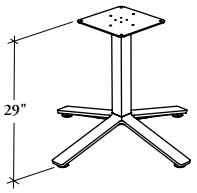

No Wire Management (N)

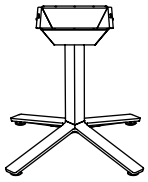
With Wire Management (P)

PRODUCT OPTIONS

Wire Management	Height	Support Finish
P With Wire Management	29	Foundation
N No Wire Management		Accent
		Mica

SAMPLE ORDER CODE

BWTSB P	**29**	**52**

DIMENSIONS INCHES / MM

H
29 / 137

PRICING

933

Xpress

B W F P

Four-Point Base

This base is available for Meeting Tables and is included as an option with specific products.

WHAT'S INCLUDED
1 four-point base with levelers, and hardware.

NOTES
Base height is 29" from the finished floor to the top of the finished worksurface with a leveling range of 1".

The levelers come in Black.

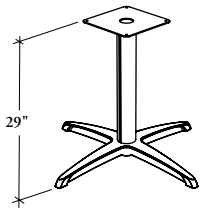

PRODUCT OPTIONS

Height	Support Finish
29	Foundation Mica

SAMPLE ORDER CODE

BWFP 29	52

DIMENSIONS INCHES / MM

H
29 / 137

PRICING

854

lighting, electrics & communications

lighting, electrics & communications product map

B L E D D Linear LED Light

Page 1443

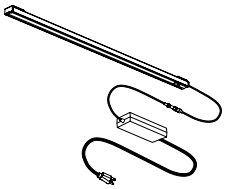

B L E D W Support for Linear LED Light – Wall Panel

Page 1444

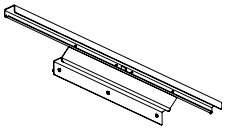

B L E D S Support for Linear LED Light – Overhead

Page 1445

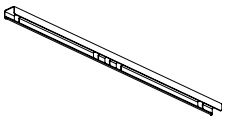

B L Y T U Tangent Undercabinet Light

Page 1446

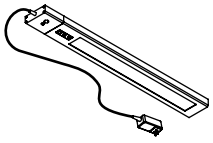

B L P P Plug-In Power Bar

Page 1447

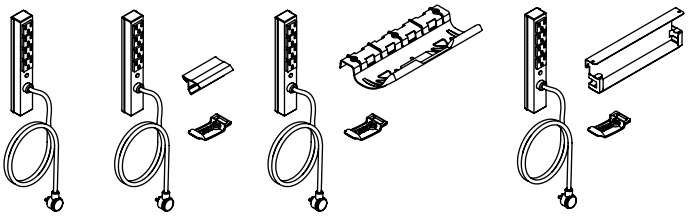

B L D B Data Box

Page 1448

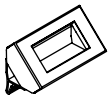

B L W C Single Wire Management Clips

Page 1449

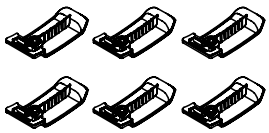

B L D W C Dual Wire Management Clips

Page 1449



lighting, electrics & communications product map

B E E P C Power Qube

Page 1450

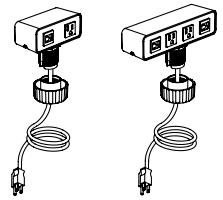

B L M C Power/Data Center

Page 1451

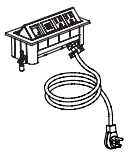

B L E P P Power Pill

Page 1452

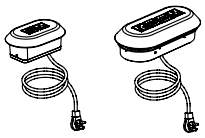

B L E L P Linear Power Module

Page 1453

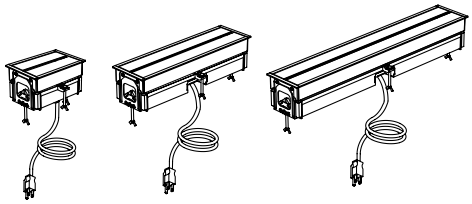

B L E P T Power Tray

Page 1454

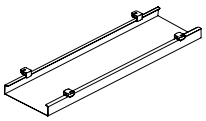

B L C T Cable Tray

Page 1455



B L W A C Wrap Around Cable Manager

Page 1456



B L F C M Floor Cable Cover – Meeting Table

Page 1457



lighting, electrics & communications product map

B L G Q X Duo Grommet – Square

Page 1458



B L C G Rectangular Grommet

Page 1459



B L G E Elliptical Grommet

Page 1460



B L U S B Dual USB Charging Outlet

Page 1461

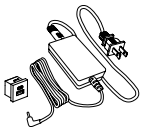

B L A O USB/Data Faceplate Kit

Page 1462

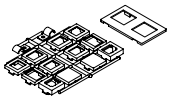

B L E C F Faceplate

Page 1463

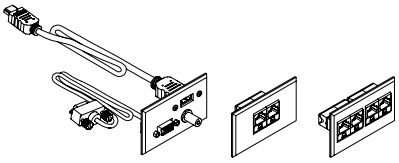

Xpress

BLEDD
Linear LED Light

This light can be mounted on top of a Wall Panel or underside of an Overhead Cabinet when combine with a Support For Linear LED Light (BLEDW or BLEDS). It provides ambian lighting within the working area.

WHAT'S INCLUDED
1 light fixture with lens and switch, 1 power supply plug-in, 2 wire management channels.

WHAT'S EXCLUDED
Support for Linear LED Light – Wall Panel and Support for Linear LED Light – Wall Panel – Overhead.

NOTES
For countries other than those listed, contact Teknion's Customer Service.

Cannot be used without a Support for Linear LED Light.

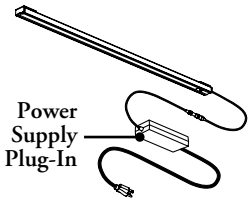

PRODUCT OPTIONS

Width	Plug Option	Mounting Option	Optional Feature	Country of Installation	Finish
24, 36, 48	**0** Standard	**S** Standard	**0** Light Only	**A** Canada/U.S.A	**AC** Clear Anodized

SAMPLE ORDER CODE

BLEDD 24	**0**	**S**	**0**	**A**	**AC**

DIMENSIONS INCHES / MM

W
24 / 610
36 / 914
48 / 1219

PRICING

264
370
475

Xpress

B L E D W

Support for Linear LED Light – Wall Panel

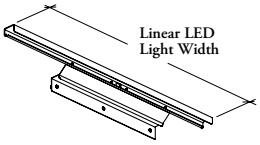

This support provides a base for the Linear LED Light (BLEDD), when mounted on top of a Wall Panel. It can be positioned anywhere along the width of the Wall Panel.

WHAT'S INCLUDED
1 support for linear LED light – wall panel and mounting hardware.

WHAT'S EXCLUDED
Wall Panels and Linear LED Light.

NOTES
24" wide light support can be used with 30" to 90" wide Wall Panels.

36" wide light support can be used with 36" to 90" wide Wall Panels.

48" wide light support can be used with 48" to 90" wide Wall Panels.

PRODUCT OPTIONS

Linear LED Light Width	Optional LED Light Feature	Support Finish
24, 36, 48	**0** Light Only	Foundation Mica Accent

SAMPLE ORDER CODE

BLEDW 24	**0**	**60**

DIMENSIONS INCHES / MM

W
24 / 610
36 / 914
48 / 1219

PRICING

209
217
222

Xpress

BLEDS

Support for Linear LED Light – Overhead

This support provides a base for the Linear LED Light (BLEDD), when mounted underneath of a Overhead Cabinet.

WHAT'S INCLUDED
1 support for linear LED light – overhead and mounting hardware.

WHAT'S EXCLUDED
Solid Overhead Cabinets and Linear LED Light.

NOTES
24" wide light support can be used with 30" to 84" wide Overhead Cabinets.

36" wide light support can be used with 42" to 84" wide Overhead Cabinets.

48" wide light support can be used with 54" to 84" wide Overhead Cabinets.

The Overhead Cabinet must be specified with Linear LED Light Ready (L) option.

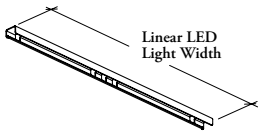

PRODUCT OPTIONS

Linear LED Light Width	Optional LED Light Feature	Support Finish
24, 36, 48	**0** Light Only	Foundation Mica Accent

SAMPLE ORDER CODE

BLEDS 24	**0**	**60**

DIMENSIONS INCHES / MM

W
24 / 610
36 / 914
48 / 1219

PRICING

90
96
103

Xpress

B L Y T U
Tangent Undercabinet Light

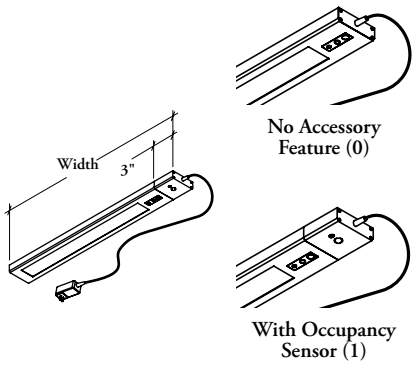

This light is mounted to the underside of hutches, standard or cubic overhead cabinets or standard wall cabinets. It provides task lighting for the worksurface.

WHAT'S INCLUDED

1 tangent undercabinet light of specified width, attachment hardware for both metal and wood overhead cabinets (magnets, mounting plates and screews), and 10' cord with detachable power adapter face.

NOTES

Color temperature of 3500K.

Dimming of ON/OFF, 100%, 60%, 30%.

Lifespan of 50,000 hours.

Color Rendering Index (CRI) of 80+.

Generates 900 Lux.

UL/c-UL certified.

Optional PIR Occupancy Sensor with override for on and off.

Input voltage 100 - 240 V.

Output voltage 24 V 1A.

20" wide light can be used with 24" to 84" wide overheads.

23" wide light can be used with 30" to 84" wide overheads.

30" and 33" wide lights can be used with 42" to 84" wide overheads.

40" wide light can be used with overhead 48" to 84" wide overheads.

43" wide light can be used with overhead 54" to 84" wide overheads.

PRODUCT OPTIONS

Accessory Feature	Width	Country of Installation	Finish
0 No Accessory Feature	20, 23, 30, 33, 40, 43	**A** Canada / U.S.A.	**AC** Clear Anodized
1 With Occupancy Sensor			

SAMPLE ORDER CODE

BLYTU 24	**20**	**A**	**AC**

DIMENSIONS
INCHES / MM

W
20 / 508
23 / 584
30 / 762
33 / 838
40 / 1016
43 / 1092

PRICING

NO ACCESSORY FEATURE (0)	WITH OCCUPANCY SENSOR (1)
289	n/a
n/a	367
396	n/a
n/a	472
503	n/a
n/a	578

Xpress

BLPP
Plug-In Power Bar

This power bar has four outlets and may be connected to a wall outlet, multi-outlet strip or other power source.

WHAT'S INCLUDED

1 plug-in power bar and accessories listed below:

	Configuration (as specified)			
	D	H	N	W
Single Wire Management Clip	6	2	n/a	6
Cable Tray (BLCT)	n/a	n/a	n/a	1
Adjoining Clip	1	n/a	n/a	n/a
Underworksurface Bracket	n/a	1	n/a	n/a

NOTES

This product has a flat 45° plug.

This product is finished in Clear Anodized.

The single wire management clips, adjoining clips and cable tray are finished in Black only.



Desk Mounted with Wire Clips (D)

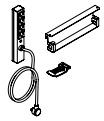

Height-Adjustable Mounted with Wire Clips (H)

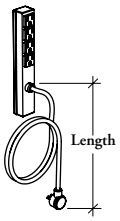

No Mounting Hardware (N)

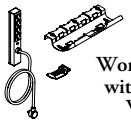

Worksurface Mounted with Cable Tray and Wire Clips (W)

PRODUCT OPTIONS

Configuration	Length
N No Mounting Hardware	072, 120, 180
D Desk Mounted with Wire Clips	
H Height-Adjustable Mounted with Wire Clips	
W Worksurface Mounted with Cable Tray and Wire Clips	

SAMPLE ORDER CODE

BLPP D	072

DIMENSIONS
INCHES / MM

PRICING

	CONFIGURATION		
L	Desk Mounted with Wire Clips (D) or Worksurface Mounted with Cable Tray & Wire Clips (W)	No Mounting Hardware (N)	Height-Adjustable Mounted with Wire Clips (H)
72 / 1829	274	234	283
120 / 3048	290	252	297
180 / 4572	366	328	378

Xpress

B L D B
Data Box

The Data Box can be installed anywhere into the 1/4" gap between the worksurface and supports, or they can be screwed under the worksurface at the desired location.

WHAT'S INCLUDED
1 data box.

WHAT'S EXCLUDED
Voice/data faceplates and jacks (must be field supplied and installed), Wire Management Clips and USB/Data Faceplate Kit.

NOTES
The Data Box has an opening of 69 mm x 35 mm.

This product is finished in Black.

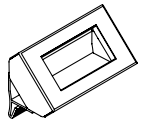

PRICING

	29

Xpress

B L W C
Single Wire Management Clips

The Single Wire Management Clips can be installed anywhere into the 1/4" gap between the worksurface and supports, or they can be screwed under the worksurface at the desired location.

WHAT'S INCLUDED
1 package of 6 clips and hardware.

NOTES
This product is finished in Black.

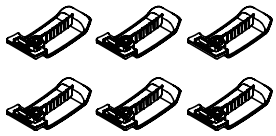

PRICING

15

Xpress

B L D W C
Dual Wire Management Clips

The Dual Wire Management Clips can be screwed under the worksurface at the desired location.

WHAT'S INCLUDED
1 package of 2 clips and mounting hardware.

NOTES
This product is finished in Silver Grey Coordinate.



PRODUCT OPTIONS

Quantity of Clips
02 Set of 2

SAMPLE ORDER CODE

BLDWC 02

PRICING

15

Xpress

B E E P C
Power Qube

One Table
One Plug

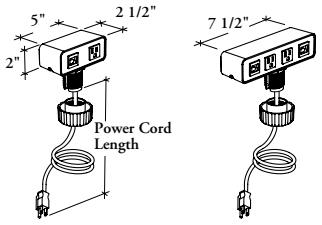

Connector and Cord Type

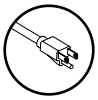

Plug-In (A)

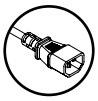

IEC Connector (C)

This product is mounted above a worksurface with Square Cut-Out and fixed inside Square Grommet Ring. It is used to provide quick power, data and USB access at the worksurface level.

WHAT'S INCLUDED

1 power qube, 1 twistable attachment ring and 1 square grommet ring.

NOTES

Must be installed in Square Grommet Ring.

Data Faceplate **not** included (if specified).

The Square Cut-Out mounting option can be specified on worksurface to allow Power Qube installation.

IEC Connector option (C) can only be used in combination with a Height-Adjustable Worksurfaces.

For more information about IEC Connector option (C), refer to One Table One Plug Application Guide in Complements: Teknion's Ergonomics & Accessories Programm.

Simplex outlet finish to be Soft Gris.

Power Cord is a grey cloth covered type.

Each USB Outlet has one USB-A port and one USB-C port for charging only.

The USB-A port always supplies 10 Watts maximum at 5 Volts DC when used alone.

Standard USB-C Capacity (S):

The USB-C port supplies 18 Watts maximum at 5 to 12 Volts DC when used alone.

Maximum combined output is 15 Watts when both ports are used together: 5 Watts for USB-A port and 10 Watts for USB-C.

High USB-C Capacity (H):

The USB-C port supplies 65 Watts at 5 to 20 Volts DC when used alone.

Due to limitations with transformer design, the maximum combined output is 30 Watts when both ports are used together: 10 Watts for USB-A port and 20 Watts for USB-C port

This reduced output in dual port mode **will not** support charging of laptops or quick charging of some phones/tablets that require more than 5 Volts DC.

The USB-C port will charge laptops up to 65 Watts and support Quick Charge when used in single port mode.

PRODUCT OPTIONS

Plug Type	Configuration		Mounting Option	Power Cord Length (Inches)	Country of Installation	Case and Front Finish
A Plug-In **C** IEC Connector	**D101N** Dual – 1 Power / 0 USB / 1 Data **D120S** Dual – 1 Power / 2 USB / 0 Data – Standard USB Capacity **D200N** Dual – Power Only **Q202N** Quad – 2 Power / 0 USB / 2 Data **Q221H** Quad – 2 Power / 2 USB / 1 Data – High USB Capacity	**Q221S** Quad – 2 Power / 2 USB / 1 Data – Standard USB Capacity **Q240S** Quad – 2 Power / 4 USB / 0 Data – Standard USB Capacity **Q320H** Quad – 3 Power / 2 USB / 0 Data – High USB Capacity **Q320S** Quad – 3 Power / 2 USB / 0 Data – Standard USB Capacity	**D** Desk Edge Clamp **Q** Square Cut-Out	048, 072, 120, 180	**A** Canada/U.S.A.	Foundation Mica Accent

SAMPLE ORDER CODE

BEEPC A	D101N	Q	120	A	52

DIMENSIONS
INCHES / MM

PRICING

PLUG-IN (A)									
L	D101N	D120S	D200N	Q202N	Q221S	Q221H	Q240S	Q320S	Q320H
48 / 1219	n/a	n/a	n/a	n/a	n/a	n/a	n/a	n/a	n/a
72 / 1829	301	376	277	422	499	581	574	445	527
120 / 3048	301	376	277	422	499	581	574	445	527
180 / 4572	370	445	347	491	567	649	642	515	597

IEC CONNECTOR (C)									
	D101N	D120S	D200N	Q202N	Q221S	Q221H	Q240S	Q320S	Q320H
48 / 1219	301	376	277	422	499	n/a	574	445	n/a
72 / 1829	301	376	277	422	499	n/a	574	445	n/a
120 / 3048	n/a	n/a	n/a	n/a	n/a	n/a	n/a	n/a	n/a
180 / 4572	n/a	n/a	n/a	n/a	n/a	n/a	n/a	n/a	n/a

Xpress

BLMC
Power/Data Center

The Power/Data Center provides access to power, data and optional USB access at surface level. Its retractable door design allows the unit to remain open during use for easy access.

WHAT'S INCLUDED
1 power/data center, voice/data adapters, and template.

NOTES
The USB-A port always supplies 10 Watts maximum at 5 Volts DC when used combined.

The unit can be field-installed using a cutting template.

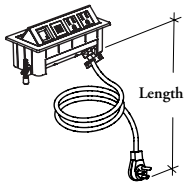

PRODUCT OPTIONS

Length (Inches)	Configuration	Finish
072, 120	**221** 2 Power / 2 USB / 1 Data	**26** Soft Gris
	301 3 Power / 0 USB / 1 Data	**52** Ebony

SAMPLE ORDER CODE

BLMC 072	221	52

DIMENSIONS
INCHES / MM

PRICING

	CONFIGURATION	
L	221	301
72 / 1829	315	240
120 / 3048	338	260

Xpress

B L E P P
Power Pill

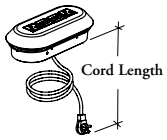

Quad Configuration (Q240 or Q320)

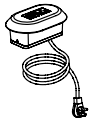

Dual Configuration (D120 or D200)

The Power Pill provides access to power and USB to a worksurface.

WHAT'S INCLUDED
Dual Configuration: 1 power pill, 2 wire clips and mounting hardware.

Quad Configuration: 1 power pill, 2 wire clips, skirt and mounting hardware.

NOTES
USB-A Output: 5VDC (10 Watts).

Complete wired Power Pill with cord. Mounting bracket assembly with wire management and mounting hardware.

Not all configurations apply to all worksurface types. Refer to the Application Guide fore more details.

When Anthracite Finish (68) is specified, the outlets are finished in Black.

When Crisp Grey (25) or Platinum (60) Finish is specified, the outlets are finished in White.

PRODUCT OPTIONS

Configuration	Cord Length	Finish
D120 Dual – 1 Power/2 USB	120, 180	**25** Crisp Grey
D200 Dual – 2 Power/0 USB		**60** Platinum
Q240 Quad – 2 Power/4 USB		**68** Anthracite
Q320 Quad – 3 Power/2 USB		

SAMPLE ORDER CODE

BLEPP Q320	**120**	**25**

DIMENSIONS
INCHES / MM

L
120 / 3048
180 / 4572

PRICING

CONFIGURATION			
D120	**D200**	**Q240**	**Q320**
449	392	574	536
488	432	613	574

Xpress

BLELP
Linear Power Module

The Linear Power Module provides accessibility of outlets and communication plugs in both sides.

WHAT'S INCLUDED
1 linear power module, media holder plate and mounting hardware.

WHAT'S EXCLUDED
Faceplate (BLECF).

NOTES
Each USB Outlet has one USB-A port and one USB-C port for charging only.

The USB-A port always supplies 10 Watts maximum at 5 Volts DC when used alone.

The USB-C port supplies 18 Watts maximum at 5 to 12 Volts DC when used alone.

Maximum combined output is 15 Watts when both ports are used together: 5 Watts for USB-A port and 10 Watts for USB-C port.

The faceplates (BLECF) **are not** compatible with Linear Power Module – Compact 8" (C0220 or C0300).

Not all configurations apply to all worksurface types. Refer to the Application Guide for details.

The outlets are finished in Soft Gris.

Refer to local electrical code for guidance.

Not all configurations are available as Xpress, Please see Xpress catalogue and/or specification software for details.

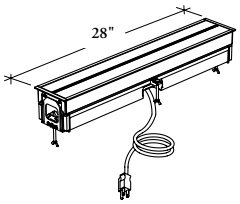

Extended 28" Configuration (X0882 or X1202)

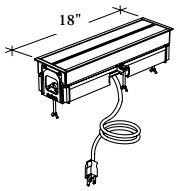

Standard 18" Configuration (S0442 or S0602)

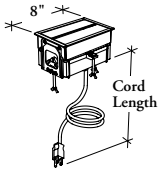

Compact 8" Configuration (C0220 or C0300)

PRODUCT OPTIONS

Configuration	Wire System	Cord Length	Door and Case Finish	Frame Finish
C0220 Compact 8" – 2 Power/2 USB/0 Media	**H** Hard Wire Base Feed (Single Circuit)	072, 180	Foundation	Foundation
C0300 Compact 8" – 3 Power/0 USB/0 Media	**P** Plug-In (Shown)		Mica	Accent
S0442 Standard 18" – 4 Power/4 USB/2 Media				Mica
S0602 Standard 18" – 6 Power/0 USB/2 Media				
X0882 Extended 28" – 8 Power/8 USB/2 Media				
X1202 Extended 28" – 12 Power/0 USB/2 Media				

SAMPLE ORDER CODE

BLELP S0442	H	072	74	74

DIMENSIONS
INCHES / MM

PRICING

	PLUG-IN (P)						HARD WIRE BASE FEED (H)			
	CONFIGURATION									
L	C0220	C0300	S0442	S0602	X0882	X1202	S0442	S0602	X0882	X1202
72 / 1829	555	439	848	618	1336	870	1023	790	1509	1044
180 / 4572	613	496	906	673	1392	930	n/a	n/a	n/a	n/a
	Xpress		Xpress		Xpress					

Xpress

B L E P T
Power Tray

The Power Tray mounts to allow access to the receptacles for managing wires and power bar.

WHAT'S INCLUDED
1 power tray, 1 power bar bracket and mounting hardware.

WHAT'S EXCLUDED
Plug-In Power Bar – No Mounting Hardware (BLPPN).

NOTES
The width to specified depends on products and supports and/or secondary desk selected. For details, refer to the Application Guide.

The Plug-In Power Bar – No Mounting Hardware (BLPPN) can be placed beside the tray and fixed with a Power Bar Bracket.

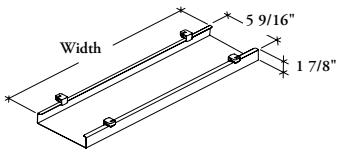

PRODUCT OPTIONS

Width	Worksurface Style	Finish
24, 30, 36, 42, 48, 54, 60, 66, 72	**G** Glass Top	Foundation
	S Standard Solid Top (D, M, X)	Mica
		Coordinate Colors

SAMPLE ORDER CODE

BLEPT 66	**G**	**52**

DIMENSIONS INCHES / MM

W
24 / 610
30 / 762
36 / 914
42 / 1067
48 / 1219
54 / 1372
60 / 1524
66 / 1676
72 / 1829

PRICING

85
98
111
124
134
148
163
178
187

Xpress

B L C T
Cable Tray

The Cable Tray attaches to the underside of a worksurface to manage the left over wires.

WHAT'S INCLUDED
1 cable tray and mounting hardware.

WHAT'S EXCLUDED
Plug-In Power Bar – No Mounting Hardware (BLPPN).

NOTES
The Plug-In Power Bar (BLPPN) can be clipped to this product.

Available in black only.

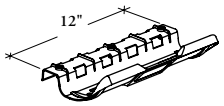

PRODUCT OPTIONS

Width
12

SAMPLE ORDER CODE

BLCT 12

DIMENSIONS INCHES / MM	PRICING
W	
12 / 305	23

Xpress

B L W A C
Wrap Around Cable Manager

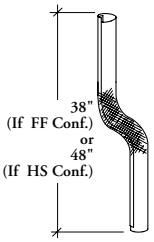



Fixed-Height (FF)

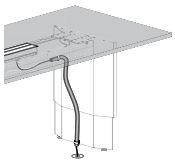

Height-Adjustable – Standard Range (Up to 43") (HS)

The Wrap Around Cable Manager hides and routes power and communication cables from the floor to the worksurface.

WHAT'S INCLUDED
1 mesh wrap around cable manager, 2 velcro® and mounting hardware.

NOTES
Has a 2" diamteter.

PRODUCT OPTIONS

Configuration	Finish
FF Fixed-Height	**B** Black
HS Height-Adjustable – Standard Range (Up to 43")	**G** Grey

SAMPLE ORDER CODE

BLWAC FF	B

CONFIGURATION	PRICING
FF	172
HS	194

Xpress

BLFCM
Floor Cable Cover – Meeting Table

The Floor Cable Cover hides and routes power and communication cables on the floor.

WHAT'S INCLUDED
1 floor cable cover and mounting hardware.

NOTE
Not intended to be used in corridors or circulation paths, the product is design for low traffic area like meeting room.

Comes with Velcro® and mounting holes to ensure the fixation on a variety of flooring style.

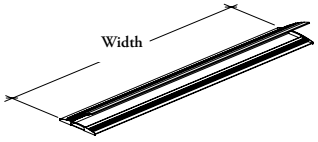

PRODUCT OPTIONS

Width	Cover Finish
36, 37, 38, 39, 40, 41, 42, 43, 44, 45, 46, 47, 48, 49, 50, 51, 52, 53, 54, 55, 56, 57, 58, 59, 60, 61, 62, 63, 64, 65, 66, 67, 68, 69, 70, 71, 72, 73, 74, 75, 76, 77, 78, 79, 80, 81, 82, 83, 84, 85, 86, 87, 88, 89, 90, 91, 92, 93, 94, 95, 96	Foundation Mica Accent **AC** Clear Anodized

SAMPLE ORDER CODE

BLFCM 36	60

DIMENSIONS INCHES / MM

PRICING

W		W		W	
36 / 914	360	61 / 1549	592	86 / 2184	824
37 / 940	369	62 / 1575	601	87 / 2210	833
38 / 965	380	63 / 1600	610	88 / 2235	841
39 / 991	388	64 / 1626	620	89 / 2261	852
40 / 1016	397	65 / 1651	629	90 / 2286	860
41 / 1041	407	66 / 1676	639	91 / 2311	869
42 / 1067	416	67 / 1702	647	92 / 2337	880
43 / 1092	424	68 / 1727	657	93 / 2362	888
44 / 1118	435	69 / 1753	666	94 / 2388	898
45 / 1143	444	70 / 1778	675	95 / 2413	907
46 / 1168	452	71 / 1803	685	96 / 2438	916
47 / 1194	463	72 / 1829	694		
48 / 1219	471	73 / 1854	703		
49 / 1245	480	74 / 1880	712		
50 / 1270	490	75 / 1905	722		
51 / 1295	499	76 / 1930	730		
52 / 1321	509	77 / 1956	740		
53 / 1346	518	78 / 1981	750		
54 / 1372	527	79 / 2007	758		
55 / 1397	536	80 / 2032	769		
56 / 1422	546	81 / 2057	777		
57 / 1448	554	82 / 2083	786		
58 / 1473	564	83 / 2108	796		
59 / 1499	574	84 / 2134	805		
60 / 1524	582	85 / 2159	814		

Xpress

B L G Q X
Duo Grommet – Square

The grommet can be field installed when cable management is needed.

WHAT'S INCLUDED
1 square duo grommet.



PRODUCT OPTIONS

Grommet Finish
Foundation
Mica
Accent

SAMPLE ORDER CODE

BLGQX 52

PRICING

29

Xpress

B L G C
Rectangular Grommet

The grommet can be field installed when cable management is needed.

WHAT'S INCLUDED
1 grommet and grommet hole pattern template.

NOTES
Can be interchangeable with the Elliptical Grommet (BLGE).

The grommet ring finish is Ebony only (Cover Finish as specified).



PRODUCT OPTIONS

Cover Finish
Foundation
Mica
Accent

SAMPLE ORDER CODE

BLGC 74

PRICING

	30

Xpress

B L G E
Elliptical Grommet

The grommet can be field installed when cable management is needed.

WHAT'S INCLUDED
1 grommet and grommet hole pattern template.

NOTES
Grommets can also be specified as an option on worksurface or tables.

Can be interchangeable with the Rectangular Grommet (BLGC).

When 1 9/16" (X) thickness is selected, only Source Laminate (Storm White, Very White, Crisp Grey, Soft Gris or Wood Prints) finishes are available.



PRODUCT OPTIONS

Worksurface Thickness	Finish
D 1"	Foundation
M 1 3/16"	Mica
X 1 9/16"	Source Laminate (Wood Print only)

SAMPLE ORDER CODE

BLGE M	**74**

PRICING

15

Xpress

BLUSB
Dual USB Charging Outlet

This product snaped into the space of one data port.

WHAT'S INCLUDED
1 USB charging outlet, 2 USB charging ports and power supply with power cord.

WHAT'S EXCLUDED
Data Box, Power/Data Center, Power Qube or Power Bar and Cover included with Wall Panels.

NOTES
Each USB Outlet has one USB-A port and one USB-C port for charging only.

The USB-A port supplies 18 Watts maximum at 5 Volts DC when used alone.

The USB-C port supplies 20 Watts maximum at 5 to 12 Volts DC when used alone.

Maximum combined output is 20 Watts when both ports are used together: 10 Watts for USB-A port and 10 Watts for USB-C.

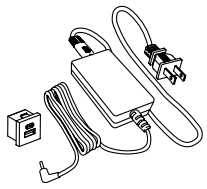

PRODUCT OPTIONS

Cord Length	Finish
120 (Inches)	**YN** Platinum Grey Coordinate

SAMPLE ORDER CODE

BLUSB 120	**YN**

PRICING

201

B L A O
USB/Data Faceplate Kit

Can be used with all standard rectangular data/communication opening.

WHAT'S INCLUDED
Data cover, voice/data adapters and mounting hardware.

WHAT'S EXCLUDED
Data Box, Power Bar and Cover included with Wall Panels.

NOTES
Can accomodate up to two voice/data ports.

Can also accomodate Dual USB Charging Outlet (BLUSB)

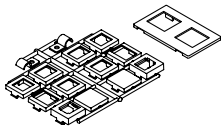

PRODUCT OPTIONS

Finish
YN Platinum Grey Coordinate

SAMPLE ORDER CODE

BLAO YN

PRICING

57

Xpress

BLECF
Faceplate

This product snaped into the Linear Power Module and provides multiple telecom options.

WHAT'S INCLUDED

Audio Video Interface (A): 1 HDMI with 36" patch cord attached, 1 15pin VGA with 60" patch cord attached and 1 mini stereo inline F/F, and mounting hardware.

Dual Data (B): 2 RJ45 cat6 data jack and mounting hardware.

Quad Data (C): 4 RJ45 cat6 data jack and mounting hardware.

NOTES

Are **not** compatible with Linear Power Module – Compact 8" (C0220 or C0300).

Faceplates are finished in Grey.

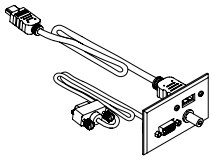

Audio Video Interface (A)



Dual Data (B)



Quad Data (C)

PRODUCT OPTIONS

Configuration

A	Audio Video Interface
B	Dual Data
C	Quad Data

SAMPLE ORDER CODE

BLECF C

CONFIGURATION	PRICING
A	594
B	250
C	498

teknion

www.teknion.com

CAN/US/INT 11-24
©Teknion 2025

®, ™ trade marks of Teknion Corporation and/or its subsidiaries or licensed to it. Patents may be pending.

Some products may not be available in all markets. Contact your local Teknion Representative for availability.

NOV25-EXPCASE-PG