

lookbook

teknion expansion casework+

02

Expansion Casework+ surpasses industry standards, engineered for quality and durability. Consistent construction quality ensures every product is manufactured with precision and uniformity for a superior fit and finish. Thoughtful design elements allow easy reconfiguration, relocation, and simple installation.

Instantly access the full lookbook and assets library with all the high-resolution images and resources you need :



Flipbook



Assets library



CAFÉ & DINING

Cafeteria

04



Footprint : 23'-0" x 9'-6" (excluding dining area)

Laminate Grade 2 : Spruce - Laminates : Coastal Elm & Greystone

Metal : Accent Soft Gold



Cafeteria space footprint : 20'-6" x 2'-0" (excluding dining area) – Coffee area footprint : 7'-0" x 2'-0"

Laminates : Mercurial Walnut & Greystone

Metal : Foundation Crisp Grey

CAFÉ & DINING

Cafeteria



06

Footprint : 20'-0" x 2'-0" (excluding dining area and waste recycling center)

Laminate : Craft Walnut

Metals : Foundation Ebony & Accent Blue Sage



Footprint : 23'-6" x 2'-0" (excluding dining area and waste recycling center)

Laminate : Basalt Walnut

Metal : Foundation Greystone

CAFÉ & DINING

Cafeteria



Footprint : 13'-6" x 9'-6" (excluding dining area)

Laminate Grade 2 : Fjord - Laminates : Coastal Elm & Atrium White

Metal : Foundation Atrium White



09

Footprint : 14'-0" x 2'-0" (excluding dining area)

Laminate : Smoked Oak – Backpainted Glass : Soft Black

Metal : Accent Soft Gold

CAFÉ & DINING

Breakout Area



10

Footprint : 10'-0" x 2'-0"

Laminates : Essential Walnut & Ebony

Metal : Foundation Ebony

CAFÉ & DINING

Breakout Area



11

Footprint : 8'-0" x 6'-0" (excluding dining area)

Laminates : Basalt Walnut & Sand

Metal : Foundation Sand

CAFÉ & DINING

Breakout Area



Footprint : 13'-6" x 9'-6" (excluding seating and waste recycling center)

Laminate Grade 2 : Black Matte – Laminates : Northern Ash & Atrium White

Metal : Foundation Soft Black

CAFÉ & DINING

Breakout Area



13

Footprint : 11'-0" x 2'-0" (excluding dining area)

Laminate : Essential Oak

Metal : Mica Warm Nickel

CAFÉ & DINING

Refreshments Space



Footprint : 13'-6" x 10'-0" (excluding seating, workstations and meeting areas)

Laminates : Essential Oak & Atrium White

Metal : Foundation Atrium White

CAFÉ & DINING
Refreshments Space



15

Footprint : 7'-6" x 4'-6" (excluding meeting and lounge areas)
Laminates : Craft Walnut & Atrium White
Metal : Accent Boreal

CAFÉ & DINING

Refreshments Space

16



Footprint : 9'-0" x 2'-0"

Laminate : Smoked Oak

Metal : Foundation Soft Black

*Refer to AI Healthcare APG for product compatibility. Installation on Altos is also possible as a special. Please contact the AI Specification Team for more details.

CAFÉ & DINING
Refreshments Space



17

Footprint : 8'-0" x 2'-0" (per area)
Laminate : Atrium White
Metal : Foundation Soft Black

RESIDENTIAL

Linear Kitchen with Island



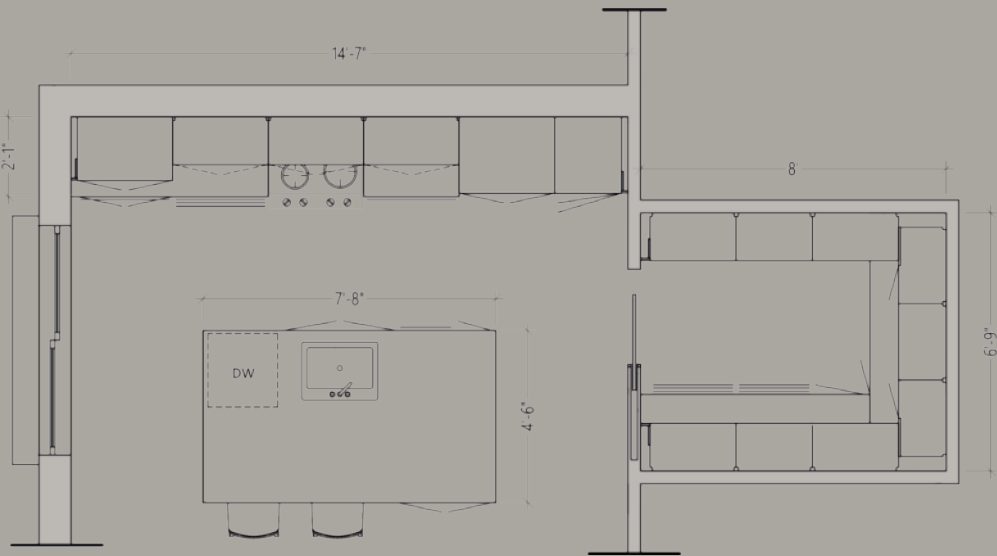
18

Footprint : 14'-6" x 10'-0" (excluding seating)

Laminate Grade 2 : Clay Matte - Laminate : Craft Walnut

Metal : Foundation Clay - Backpainted Glass : Clay

RESIDENTIAL
Walk-In Pantry



Footprint : 6'-9" x 8'-0"
Laminate Grade 2 : Clay Matte - Laminate : Craft Walnut
Metal : Foundation Clay

RESIDENTIAL

Linear Kitchen with Island

20




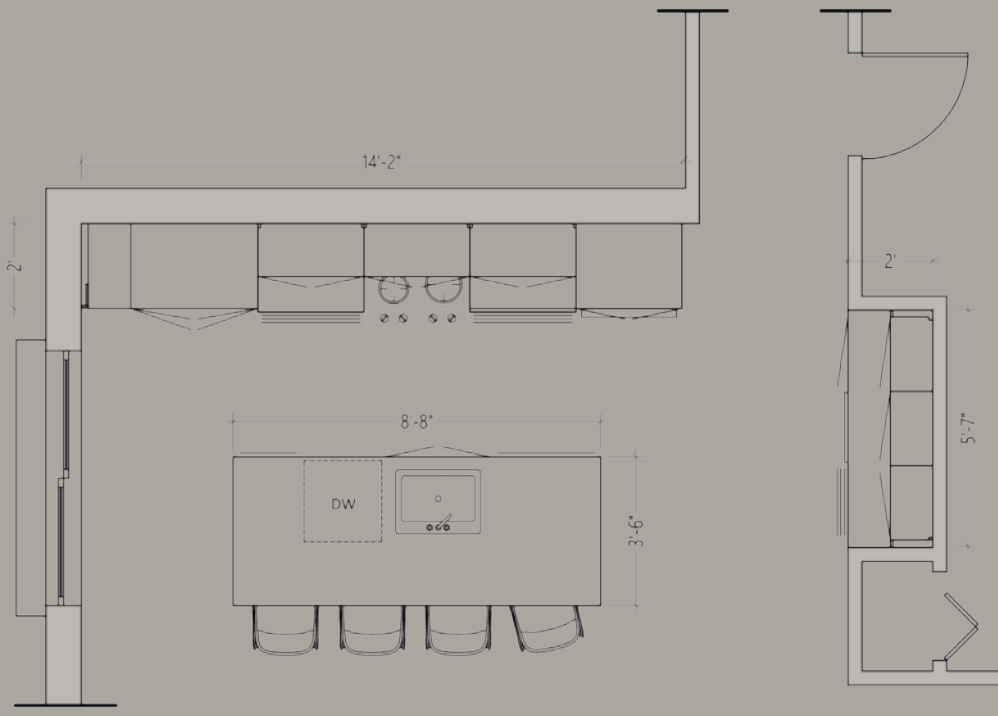
Footprint : 14'-0" x 9'-0" (excluding seating)

Laminates : Basalt Walnut, Storm White & Clay

Metals : Foundation Storm White Matte & Mica Graphite

RESIDENTIAL

Wet Bar



21

Footprint : 5'-6" x 2'-0"
Laminate : Basalt Walnut
Metal : Mica Graphite

RESIDENTIAL
Linear Kitchen



22

Footprint : 17'-0" x 2'-0" (excluding dining and desk areas)

Laminate : Coastal Elm

Metal : Foundation Soft Black

RESIDENTIAL

Linear Kitchen with Island



23

Footprint : 10'-6" x 9'-0" (excluding seating)

Laminates : Smoked Oak & Greystone

Metal : Foundation Greystone

RESIDENTIAL

L-Shaped Kitchen

24



Footprint : 11'-0" x 8'-6" (excluding dining and living room areas)

Laminates : Coastal Elm & Atrium White

Metal : Foundation Atrium White

RESIDENTIAL

L-Shaped Kitchen with Island



25

Footprint : 12'-6" x 8'-0" (excluding seating)

Laminates : Craft Walnut & Greystone

Metal : Foundation Greystone

RESIDENTIAL

U-Shaped Kitchen



Footprint : 10'-0" x 15'-0"

Laminate Grade 2 : Spruce - Laminate : Essential Oak

Metal : Foundation Atrium White

RESIDENTIAL
U-Shaped Kitchen



27

Footprint : 12'-0" x 8'-8" (excluding seating)
Laminates : Essential Walnut & Atrium White
Metal : Accent Soft Gold

COMMON SPACES

Lounge Area

28



Footprint : 12'-6" x 2'-0" (excluding lounge area)

Laminates : Greystone & Essential Walnut

Metal : Foundation Greystone



29

Footprint : 12'-6" x 2'-0" (excluding meeting area)
Laminate Grade 2 : Black Matte – Laminate : Essential Walnut
Metal : Foundation Soft Black

COMMON SPACES

Resources Library

30



Footprint : 18'-6" x 11'-0" (excluding seating)

Laminates : Ivory Birch & Atrium White

Metal : Mica Sepia Bronze

COMMON SPACES
Collaboration Area



Footprint : 7'-8" x 4'-6" per island (excluding seating)
Laminate Grade 2 : Black Matte - Laminate : Essential Oak
Metal : Accent Boreal

COMMON SPACES

Resources Center



Footprint : 12'-6" x 13'-0" (excluding seating and workstations area)

Laminate Grade 2 : Black Matte - Laminate : Craft Walnut

Metal : Foundation Greystone



33

*Refer to AI Healthcare APG for product compatibility. Installation on Altos is also possible as a special. Please contact the AI Specification Team for more details.

Footprint : 12'-0" x 7'-0"
Laminates : Essential Walnut & Sand
Metal : Mica Gilded Ash

COMMON SPACES

Learning Room

34



Footprint : 15'-0" x 2'-0" per area (excluding learning space)
Laminate Grade 2 : Black Matte - Laminate : Essential Oak
Metals : Foundation Greystone & Ebony



35

Footprint : 7'-6" x 2'-0" (excluding lounge area)

Laminate Grade 2 : Clay Matte – Laminate : Coastal Elm

Metal : Foundation Clay

HEALTHCARE

Patient Room

36



Footprint : 4'-0" x 2'-0" (excluding patient area)

Laminates : Crisp Grey & Soft Gris

Metal : Stainless (pulls only)

*Refer to AI Healthcare APG for product compatibility. Installation on Altos is also possible as a special. Please contact the AI Specification Team for more details.

HEALTHCARE
Consultation Room



37

Footprint : 8'-0" x 4'-6" (excluding consultation area)

Laminates : Provincial Oak & Atrium White

Metal : Foundation Atrium White

*Refer to AI Healthcare APG for product compatibility. Installation on Altos is also possible as a special. Please contact the AI Specification Team for more details.

HEALTHCARE

Exam Room

38



Footprint : 12'-0" x 2'-0" (excluding desk and consultation areas)

Laminate : Coastal Elm

Metal : Foundation Crisp Grey



39

Footprint : 17'-0" x 2'-0" (excluding seating)
Laminates : Coastal Elm & Atrium White
Metal : Foundation Clay

CAFÉ & DINING



03



04



05



06



07



08



09



10



11



12



13



14



15



16



17

RESIDENTIAL



18



19



20



21



22



23



24




25



26



27



28



29



30



31



32



33



34



35



36



37



38



39

RESIDENTIAL - suite -

COMMON SPACES

HEALTHCARE

PULLS



Slim Pull



Edge - Small Pull



Stainless Pull (ADA)



Modern Straight Pull (ADA)



Edge - Standard Pull



Finger Pull



Rectangular Pull



Standard Expansion Pull

*Drilled On-Site - No Pull option is also available (not shown)

LAMINATE WOODPRINT FINISHES (HPL & LPL)



Ivory Birch textured
2X (HPL)
3X (LPL)



Choice Maple
2D (HPL)
3D (LPL)




Campus Oak
2F (HPL)
3F (LPL)




Essential Oak textured
7S (HPL)
8S (LPL)




Pecan Reflect
2K (HPL)
3K (LPL)




Northern Ash textured
7U (HPL)
8R (LPL)




Coastal Elm textured
2L (HPL)
3L (LPL)




Craft Walnut textured
7Z (HPL)
8B (LPL)




Mercurial Walnut
2A (HPL)
3A (LPL)




Estate Cherry
2E (HPL)
3E (LPL)




Basalt Walnut textured
7V (HPL)
87 (LPL)




Provincial Oak textured
2M (HPL)
3M (LPL)



Smoked Oak textured
7B (HPL)
86 (LPL)



Essential Walnut textured
7M (HPL)
8E (LPL)



Royal Cherry
YR (HPL)
XR (LPL)

Instantly access the full lookbook and assets library with all the high-resolution images and resources you need :

Flipbook



Assets library



Expansion Casework+ is available on CET

For any inquiries, please contact our team :

trb.technical@teknion.com

US 1.877.835.6466

CAN 1.888.297.3494

teknion

expansion casework+ lookbook
volume 1

teknion.com

can/us/int 01-25

© Teknion 2025

®, ™ trade marks of Teknion Corporation
and/or its subsidiaries or licensed to it.
Patents may be pending.

For regional product availability please
contact your Teknion representative.

Colors represented within this piece are
digital and intended to provide a
reference of finish options. Refer to
individual samples to view actual color
and material.

Printed in Canada. BR-Casework1-EN